

Centre-of-mass motion-induced decoherence and entanglement generation in a hybrid quantum repeater

J Z Bernád, H Frydrych and G Alber

Institut für Angewandte Physik, Technische Universität Darmstadt, D-64289, Germany

E-mail: Zsolt.Bernad@physik.tu-darmstadt.de

Abstract.

Quantum communication over long distances relies on the ability to create entanglement between two remote quantum nodes. Recent proposals aiming at experimental realization propose a hybrid quantum repeater setup where two distant material qubits are entangled by light-matter interaction. Motivated by these developments, we investigate possible decoherence effects originating from the centre-of-mass motion of the spatially well separated trapped qubits. Within the Lamb-Dicke regime we use photon exchange involving coherent states of the radiation field to entangle the two material qubits. Optimal generalized photonic field measurements are used to achieve entangled qubit pairs with high fidelities and high success probabilities. We demonstrate that the quality of the achievable two-qubit entanglement crucially depends on the trap frequencies involved. Furthermore, dynamical decoupling schemes are proposed which are capable of suppressing centre-of-mass-motion-induced decoherence effects significantly and which involve only local operations acting on the spatially well-separated material qubits.

PACS numbers: 03.67.Bg, 03.67.Pp, 42.50.Ct, 42.50.Pq, 03.67.Hk

Submitted to: *J. Phys. B: At. Mol. Opt. Phys.*

1. Introduction

Reliable entanglement distribution between quantum nodes over long distances is of crucial importance for quantum communication. A possible way of overcoming the destructive influence of decoherence in the process of entanglement distribution is provided by quantum repeaters [1, 2]. They take advantage of previously shared entanglement between neighbouring pairs of quantum nodes and enable the generation of entanglement between two distant quantum nodes by entanglement swapping [3]. Furthermore, subsequent entanglement purification procedures [4, 5] are capable of distilling high-fidelity entangled pairs from a sufficiently large number of low-fidelity entangled pairs. Recently various physical setups and entanglement distribution protocols have been proposed for the realization of quantum repeaters [6].

Implementations of entanglement distribution which are compatible with existing classical optical communication networks and which are based on multiphoton signals are particularly attractive. The recent proposal of van Loock et al. [7, 8, 9] of a hybrid quantum repeater is an example for such an implementation. It takes advantage of the transmission of coherent photon states through an optical fibre and subsequent photonic postselection for the generation of entanglement between distant pairs of material qubits which are entangled with the photons by weak non-resonant interactions. However, in this proposal the assumed weak non-resonant couplings between the material qubits and the photons involved impose unfavourable restrictions on the photonic postselection process by which the material entangled qubit pairs are prepared. In order to overcome these limitations, recently this hybrid quantum repeater model has been generalized to the resonant strong coupling regime [10]. It has been demonstrated that the collapse phenomenon well known from the Jaynes-Cummings-Paul model [11] can cause favourable quantum correlations between two material qubits and the photons involved, which enable the preparation of perfectly entangled material qubit pairs by photonic postselection with the help of a von Neumann measurement. In this idealized model it has been assumed that effects of spontaneous emission during the short qubit-photon interactions are negligible and that photonic states can be transferred perfectly between the two cavities containing the two trapped material qubits by an interconnecting long-distance optical fibre. Although a realization of the assumed cavity-fibre couplings is still challenging, recently highly promising experimental developments have been taking place in this direction [12, 13]. Furthermore, effects originating from the motion of the trapped material qubits on the entanglement generation have been neglected in these early investigations in the strong-coupling limit.

An important issue in any implementation of such a photon-mediated entanglement distribution scenario is the physical realization of the material qubits [14]. Trapped ions or atoms are well suited for this purpose as the quantum technology for controlling their degrees of freedom is already well advanced [15, 16, 17]. In particular, it is important to control the centre-of-mass motion of these material qubits properly as it introduces unwanted decoherence and dissipation. Motivated by the current interest in realizations

of hybrid quantum repeaters and in entanglement distribution in general, in this paper the decohering influence of the centre of motion of trapped qubits on entanglement generation is investigated. For this purpose we start from our previous generalization of the quantum repeater model of van Loock et al. [7] and discuss the decohering and dissipative influence of the qubits' centre-of-mass motion on the generation of distant qubit entanglement in the strong quantum electrodynamic coupling regime. We demonstrate that the quality of the generated entanglement is rather sensitive to the trap frequency, with high trap frequencies increasing the fidelity of the entangled pairs. A second main aim of our work is to propose a local dynamical decoupling scheme [18, 19, 20, 21] which is capable of eliminating the unwanted influence of the centre-of-mass motion by acting on each trapped material qubit only locally. This dynamical decoupling scheme generalizes previous ideas of Facchi et al. [22] to unitary decoupling operations with degenerate spectra acting on an infinite dimensional Hilbert space. Furthermore, the fact that this dynamical decoupling scheme does not act on the internal degrees of freedom of the locally trapped qubits directly, but only on their centre-of-mass degrees of freedom makes it attractive for potential experimental realizations.

The outline of the paper is as follows. In section 2 we introduce our theoretical model. The internal physical degrees of freedom of the two trapped qubits to be entangled are modelled by three-level systems whose upper electronic levels are coupled by single-mode photon fields inside cavities. The two photon cavities containing these trapped material three-level systems are coupled by a long optical fibre. Furthermore, we shortly describe the general framework of optimal generalized photon measurements, which lead to entanglement of the two material quantum systems by photonic postselection. Numerical results are presented describing the decohering and dissipating influence of the trapped qubits' centre-of-mass motion on the fidelity of the generated entangled qubit states and on the relevant success and minimum error probabilities. In section 3 we address the suppression of these decohering and dissipating effects and propose a dynamical decoupling scheme which acts only on the degrees of freedom of the centre-of-mass motion. Technical details, such as the derivation of a proper Baker-Hausdorff formula and details of the relevant photon states, are given in Appendix A and Appendix B.

2. Entanglement generation in the presence of centre-of-mass motion

In a hybrid quantum repeater, entanglement is created between two distant material qubits with the help of photon exchange and subsequent photonic postselection. The two spatially separated material qubits can, for example, be implemented as internal states of trapped ions or atoms. In a Ramsey-type interaction scenario, the first qubit interacts shortly with the radiation field inside a cavity resulting in an entangled state between this qubit and the photon field. After transmission of the resulting photon wave packet into a second distant cavity by an optical fibre it interacts shortly with the second qubit. If the photon state transfer between both cavities is perfect, the

resulting entanglement between the two distant material qubits and the photons can be used to prepare an almost perfectly entangled state between the two qubits by an appropriate photonic measurement. A recent theoretical investigation demonstrates that such perfect photonic quantum state transfer between two distant cavities is possible by an appropriate choice of the couplings between two cavities by an optical fibre [10] (see also [23, 24, 25] for alternative solutions) and recent experimental developments [12, 13] indicate that such photonic quantum state transfers can be realized. In general, however, in such a scenario the centre-of-mass motion has to be taken into account as its degrees of freedom also participate in the formation of the entanglement between the material quantum systems and the photons involved, thus causing decoherence and dissipation. The main aim of this chapter is to explore this particular source of decoherence and dissipation which has been neglected in investigations so far. In particular we are interested in the circumstances under which high-fidelity entangled states of the distant qubits can be prepared by optimal photon measurements.

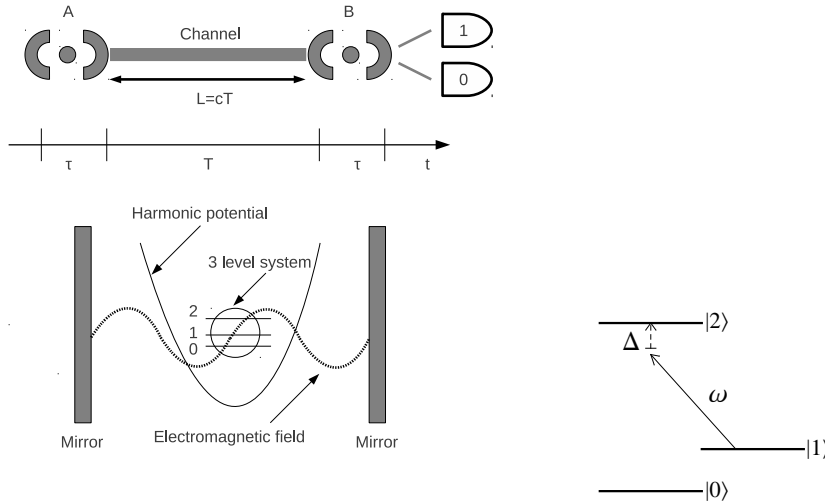


Figure 1. Generation of photon-assisted entanglement: The first interaction of duration τ results in an entangled state between the material quantum system and the radiation field in cavity A; after transferring the photons by an optical fibre with length L into the second cavity B, the propagated photons interact in a similar way with the second material quantum system B. Finally the resulted state of the radiation field is projected by a minimum-error two-valued POVM measurement with measurement results 1 or 0. The measurement result 1 prepares both material quantum systems approximately in a Bell state $|\Psi^+\rangle$ of states $|0\rangle$ and $|1\rangle$ with success probability P_{Bell} and with fidelity F_{opt} . Schematic diagrams of the structure of internal states and their coupling to the centre-of-mass motion are depicted.

2.1. Model Hamiltonian for the interaction

We consider a three-level trapped system (ion or atom) in a harmonic potential with frequency ω_t , placed inside an optical cavity with frequency ω_c . The system is considered to be located at the origin. The internal energy eigenstates are $|0\rangle$, $|1\rangle$ and $|2\rangle$ with associated energies E_0 , E_1 and E_2 . The internal states are treated as a ladder system with two hyperfine-split components $|0\rangle$ and $|1\rangle$ acting as the qubit states, of which only the state $|1\rangle$ participates in the interaction with the cavity mode and the centre-of-mass motion. These two states have long radiative lifetimes.

Assuming that the electric field does not change considerably over the size of the atom or ion, the total Hamiltonian in the dipole approximation reads [11]

$$\begin{aligned} \hat{H} = & \frac{\hat{p}^2}{2m} + \frac{m\omega_t^2 \hat{x}^2}{2} + \hbar\omega_0|0\rangle\langle 0| + \frac{1}{2}\hbar\omega_{21}\hat{\sigma}_z + \hbar\omega_c\hat{a}^\dagger\hat{a} \\ & + \hbar(\hat{\sigma}_+ + \hat{\sigma}_-)(g^*(k\hat{x})\hat{a}^\dagger + g(k\hat{x})\hat{a}), \end{aligned} \quad (1)$$

where $\hat{\sigma}_z = |2\rangle\langle 2| - |1\rangle\langle 1|$, $\hat{\sigma}_+ = |2\rangle\langle 1|$ and $\hat{\sigma}_- = |1\rangle\langle 2|$ with $\hbar\omega_{21} = (E_2 - E_1)/2$ and $\hbar\omega_0 = E_0 + (E_1 + E_2)/2$. The Hamiltonian includes the kinetic energy operator $\frac{\hat{p}^2}{2m}$ of the centre-of-mass motion with mass m in the harmonic potential $\frac{m\omega_t^2 \hat{x}^2}{2}$. \hat{a} (\hat{a}^\dagger) is the destruction (creation) operator of the electromagnetic field mode. The coupling operator $g(k\hat{x})$ characterizes the strength of the interaction of the material system with the single-mode of the radiation field and is given by

$$\hbar g(k\hat{x}) = -\sqrt{\frac{\hbar\omega_c}{2\epsilon_0}}\langle 1|\hat{d}|2\rangle \cdot \vec{u}(\hat{x}, 0, 0), \quad (2)$$

where \hat{d} is the dipole operator and k is the wave number of the field. (ϵ_0 is the permittivity of vacuum.) The normalized mode function $\vec{u}(\vec{r})$ is a solution to the Helmholtz equation

$$(\nabla^2 + \frac{\omega_c^2}{c^2})\vec{u}(\vec{r}) = 0 \quad (3)$$

and fulfills the boundary conditions of the cavity and the Coulomb gauge condition.

We now define the position and momentum operator in terms of the annihilation and creation operators \hat{b} and \hat{b}^\dagger , that is

$$\hat{x} = \sqrt{\frac{\hbar}{2m\omega_t}}(\hat{b} + \hat{b}^\dagger), \quad \hat{p} = \sqrt{\frac{m\hbar\omega_t}{2}}\frac{1}{i}(\hat{b} - \hat{b}^\dagger). \quad (4)$$

The minimum of the harmonic potential is in the position $x = 0$ and we are going to Taylor expand the coupling operator around this point. There are two necessary conditions to justify this expansion, namely the function $g(x)$ is smooth in the neighbourhood of the origin and the Lamb-Dicke parameter

$$\eta = k\sqrt{\frac{\hbar}{2m\omega_t}} \ll 1 \quad (5)$$

is small. The smoothness of $g(x)$ is guaranteed by \vec{u} , which is a solution to the Helmholtz equation. The Lamb-Dicke parameter η measures the deviation

$$\Delta x = \sqrt{\frac{\hbar}{2m\omega_t}} \quad (6)$$

of the centre-of-mass motion with respect to the wave length λ of the field

$$\eta = k\sqrt{\frac{\hbar}{2m\omega_t}} = 2\pi\frac{\Delta x}{\lambda}. \quad (7)$$

As an example, in Ref. [26] the wavelength of a single-mode cavity is around $\lambda = 935$ nm, and inside this cavity a Yb⁺ ion is trapped in an approximately 1.5 – 2.5 MHz oscillatory potential, which yields a Lamb-Dicke parameter $\eta \sim 10^{-1}$.

Since both conditions for the Taylor expansion are fulfilled, the coupling operator can be written as

$$g(k\hat{x}) \cong g + \eta g'(x)|_{x=0} (\hat{b} + \hat{b}^\dagger). \quad (8)$$

With the help of the rotating wave approximation for the interaction between the radiation field and the internal states we arrive at

$$\begin{aligned} \hat{H} = & \hbar\omega_t \hat{b}^\dagger \hat{b} + \hbar\omega_0 |0\rangle\langle 0| + \frac{1}{2}\hbar\omega_{21} \hat{\sigma}_z + \hbar g \hat{\sigma}_+ \hat{a} + \hbar g^* \hat{\sigma}_- \hat{a}^\dagger \\ & + \hbar\omega_c \hat{a}^\dagger \hat{a} + \hbar\gamma \hat{\sigma}_+ \hat{a} (\hat{b} + \hat{b}^\dagger) + \hbar\gamma^* \hat{\sigma}_- \hat{a}^\dagger (\hat{b} + \hat{b}^\dagger), \end{aligned} \quad (9)$$

where $\gamma = \eta g'(0)$.

We describe this dynamical system by introducing dressed states as eigenstates of the internal states $|1\rangle, |2\rangle$ and the radiation field Hamiltonian. In order to use these dressed states effectively, we have to transform our system into an interaction picture where the interaction Hamiltonian between the field and the internal states is time independent. To do so, we apply the unitary transformation

$$\begin{aligned} \hat{U}(t) &= e^{i/\hbar \hat{H}_S t}, \\ \hat{H}_S &= \hbar\omega_0 |0\rangle\langle 0| + \frac{1}{2}\hbar\omega_c \sigma_z + \hbar\omega_c \hat{a}^\dagger \hat{a}. \end{aligned} \quad (10)$$

The Hamiltonian in this interaction picture reads

$$\begin{aligned} \hat{H}_I = & \hbar\omega_t \hat{b}^\dagger \hat{b} + \frac{1}{2}\hbar\Delta \hat{\sigma}_z + \hbar g \hat{a} \hat{\sigma}_+ + \hbar g^* \hat{a}^\dagger \hat{\sigma}_- \\ & + \hbar\gamma \hat{\sigma}_+ \hat{a} (\hat{b} + \hat{b}^\dagger) + \hbar\gamma^* \hat{\sigma}_- \hat{a}^\dagger (\hat{b} + \hat{b}^\dagger), \end{aligned} \quad (11)$$

where we introduced the detuning $\Delta = \omega_{21} - \omega_c$.

2.2. Dressing the model

For a pair of bare states with n excitations in the radiation field mode, there are two dressed states $|+, n\rangle$ and $|-, n\rangle$. We express these as superpositions of the bare states $|1\rangle|n\rangle$ and $|2\rangle|n-1\rangle$ so that

$$|+, n\rangle = \alpha_+(n)|1\rangle|n\rangle + \beta_+(n)|2\rangle|n-1\rangle, \quad (12)$$

$$|-, n\rangle = \alpha_-(n)|1\rangle|n\rangle + \beta_-(n)|2\rangle|n-1\rangle. \quad (13)$$

The eigenvalue equation reads

$$\begin{aligned} \left(\frac{1}{2}\Delta\hat{\sigma}_z + g\hat{a}\hat{\sigma}_+ + g^*\hat{a}^\dagger\hat{\sigma}_-\right)|\pm, n\rangle &= \pm\Omega_R(n)|\pm, n\rangle, \\ \Omega_R(n) &= \sqrt{\Delta^2/4 + |g|^2n}, \end{aligned} \quad (14)$$

where $\Omega_R(n)$ is the Rabi frequency for n photons, and the coefficients $\alpha_\pm(n)$ and $\beta_\pm(n)$ are given by

$$\alpha_-(n) = \beta_+(n) = \left(\frac{\Omega_R(n) + \Delta/2}{2\Omega_R(n)}\right)^{1/2}, \quad (15)$$

$$\alpha_+(n) = \left(\frac{\Omega_R(n) - \Delta/2}{2\Omega_R(n)}\right)^{1/2} e^{-i\phi}, \quad (16)$$

$$\beta_-(n) = -\left(\frac{\Omega_R(n) - \Delta/2}{2\Omega_R(n)}\right)^{1/2} e^{i\phi}. \quad (17)$$

We used the orthogonality condition $\langle +, n | -, n \rangle = 0$ and the notation $g = |g|e^{i\phi}$.

Now, motivated by the results of the resonant interaction [10], where a maximally entangled state can be postselected by a von Neumann measurement, we simplify our model to $\Delta = 0$. This leads to the following identities

$$\begin{aligned} \left(g\hat{a}\hat{\sigma}_+ + g^*\hat{a}^\dagger\hat{\sigma}_-\right)|\pm, n\rangle &= \pm|g|\sqrt{n}|\pm, n\rangle, \\ \left(\gamma\hat{a}\hat{\sigma}_+ + \gamma^*\hat{a}^\dagger\hat{\sigma}_-\right)|\pm, n\rangle &= \pm|\gamma|\sqrt{n}|\pm, n\rangle, \end{aligned} \quad (18)$$

where we used the relation $\gamma/g = |\gamma|/|g|$ supported by the definition $\gamma = \eta g'(0)$.

We recall the Hamiltonian in (11), which is block-diagonal in regards to the sectors of $|+, n\rangle$ and $|-, n\rangle$

$$\begin{aligned} \langle +, n | \hat{H}_I | +, n \rangle &= \hbar\omega_t \hat{b}^\dagger \hat{b} + \hbar|g|\sqrt{n} + \hbar|\gamma|\sqrt{n}(\hat{b} + \hat{b}^\dagger), \\ \langle -, n | \hat{H}_I | -, n \rangle &= \hbar\omega_t \hat{b}^\dagger \hat{b} - \hbar|g|\sqrt{n} - \hbar|\gamma|\sqrt{n}(\hat{b} + \hat{b}^\dagger), \\ \langle +, n | \hat{H}_I | -, n \rangle &= \langle -, n | \hat{H}_I | +, n \rangle = 0. \end{aligned} \quad (19)$$

Let us consider that the centre-of-mass motion state is initially in the ground state. We get the following equations by using a general Baker-Hausdorff identity, derived in Appendix A:

$$\begin{aligned} e^{-\frac{i}{\hbar}\hat{H}_I t} |+, n, 0\rangle &= e^{-i\omega_t \hat{b}^\dagger \hat{b} t - i|\gamma|\sqrt{n}(\hat{b} + \hat{b}^\dagger)t - i|g|\sqrt{n}t} |+, n, 0\rangle \\ &= e^{-i\omega_t \hat{b}^\dagger \hat{b} t - i|\gamma|\sqrt{n}(\hat{b} + \hat{b}^\dagger)t - i|g|\sqrt{n}t} e^{i\omega_t \hat{b}^\dagger \hat{b} t} e^{-i\omega_t \hat{b}^\dagger \hat{b} t} |+, n, 0\rangle \\ &= e^{i\Phi_n(t) - i|g|\sqrt{n}t} e^{\alpha_n(t)\hat{b}^\dagger - \alpha_n^*(t)\hat{b}} e^{-i\omega_t \hat{b}^\dagger \hat{b} t} |+, n, 0\rangle \\ &= e^{i\Phi_n(t) - i|g|\sqrt{n}t} |+, n, -\alpha_n(t)\rangle, \end{aligned} \quad (20)$$

and for the state $|-, n, 0\rangle$

$$e^{-\frac{i}{\hbar}\hat{H}_I t} |-, n, 0\rangle = e^{i\Phi_n(t) + i|g|\sqrt{n}t} |-, n, \alpha_n(t)\rangle, \quad (21)$$

where we introduced

$$\alpha_n(t) = \frac{|\gamma|\sqrt{n}}{\omega_t} (1 - e^{-i\omega_t t}), \quad (22)$$

$$\Phi_n(t) = \frac{|\gamma|^2 n}{\omega_t^2} (\omega_t t - \sin(\omega_t t)). \quad (23)$$

2.3. Hybrid quantum repeater setup

We consider two spatially separated three-level systems A and B , with internal energy eigenstates $|0\rangle_i, |1\rangle_i$, and $|2\rangle_i$ ($i \in \{A, B\}$). The states $|0\rangle_i, |1\rangle_i$ serve as the qubits which are going to be entangled. The interaction between the states $|1\rangle_i$ and $|2\rangle_i$ is given by the model of a trapped material system, discussed in chapter 2.1.

Our main purpose is to investigate the influence of the centre-of-mass motion in the entanglement creation by a minimum-error POVM (positive operator-valued measure) measurement. Furthermore, we consider a Ramsey-type interaction scenario as illustrated in figure 1 in order to entangle the two material quantum systems A and B . In a first step the single-mode radiation field of cavity A interacts with the three-level system A during a time interval of duration τ by a Stark-switching procedure. This is followed by a perfect state transfer between cavities A and B by an optical fibre [10]. The whole system evolves freely for a time T during the propagation of the optical radiation field from system A to system B . In the last and final step the single-mode radiation field in cavity B interacts with system B for a time τ , again by employing a Stark-switching procedure. The whole process takes a time $t = 2\tau + T$ where the time for the transfers and for the propagation in the optical fibre is given jointly by T . The complete procedure could take a long duration, hence to avoid the effects of spontaneous decay from the states $|2\rangle_i$, one may transfer the information stored on these levels to radiatively stable levels immediately after each interaction occurred between the material qubit system and local single-mode field.

Initially, the system is assumed to be prepared in a product state

$$|\Psi(t=0)\rangle = \frac{|0\rangle_A + |1\rangle_A}{\sqrt{2}} \otimes \frac{|0\rangle_B + |1\rangle_B}{\sqrt{2}} \otimes |\alpha\rangle_{c,A} \otimes |0\rangle_{t,A} \otimes |0\rangle_{t,B} \otimes |0\rangle_f \otimes |0\rangle_{c,B}. \quad (24)$$

This state can be prepared by local operations and by a laser cooling procedure. The cooling procedure allows the preparation of the centre-of-mass motion in the ground state $|0\rangle_{t,i}$ ($i \in \{A, B\}$). The single-mode radiation field in cavity A is assumed to be prepared in the coherent state $|\alpha\rangle_{c,A}$ with the mean photon number $\bar{n} = |\alpha|^2$. The states of the optical fibre and of the cavity B are considered to be prepared in vacuum, i.e., $|0\rangle_f$ and $|0\rangle_{c,B}$.

The dynamics in each cavity is described by the Hamiltonian

$$\hat{H}_i = \hat{H}_0 + \hbar g \hat{a}_i \hat{\sigma}_+^i + \hbar g^* \hat{a}_i^\dagger \hat{\sigma}_-^i + \hbar (\gamma \hat{\sigma}_+^i \hat{a}_i + \gamma^* \hat{\sigma}_-^i \hat{a}_i^\dagger) (\hat{b}_i + \hat{b}_i^\dagger), \quad (25)$$

with $i \in \{A, B\}$ and

$$\begin{aligned} \hat{H}_0 = & \sum_{i=A,B} \left(\hbar \omega_i \hat{b}_i^\dagger \hat{b}_i + \hbar \omega_0 |0\rangle_i \langle 0|_i + \frac{1}{2} \hbar \omega_{21} \hat{\sigma}_z^i + \hbar \omega_c \hat{a}_i^\dagger \hat{a}_i \right) \\ & + \sum_j \omega_j \hat{a}_{f,j}^\dagger \hat{a}_{f,j}, \end{aligned} \quad (26)$$

where we considered completely similar trapped systems, so we have symmetric couplings $g = g_A = g_B$ and $\gamma = \gamma_A = \gamma_B$. \hat{a}_A, \hat{a}_B and $\hat{a}_{f,j}$ ($\hat{a}_A^\dagger, \hat{a}_B^\dagger$ and $\hat{a}_{f,j}^\dagger$) are the

annihilation (creation) operators of the modes of the cavities A , B and of the optical fibre. The frequency of the cavity modes is set to be the same ω_c . It is assumed that only a single transverse and many longitudinal modes of the optical fibre are relevant in the propagation process. The frequencies of the fibre modes ω_j are defined by the relation $\omega_j = 2\pi cj/L$ with integer values of j and with the length of the optical fibre L .

The modes of the optical fibre which resonantly couple to the mode of cavity A and B are assumed to form a frequency band $(\omega_c - \delta\omega, \omega_c + \delta\omega)$. In the rotating wave approximation $\delta\omega \ll \omega_c$ the coupling between the single mode cavities and the optical fibre modes is described by the Hamiltonian

$$\hat{H}_i = \hbar\omega_c \hat{a}_i^\dagger \hat{a}_i + \sum_j \hbar\omega_j \hat{a}_{f,j}^\dagger \hat{a}_{f,j} + \sum_j \left(\kappa_{i,j} \hat{a}_{f,j}^\dagger \hat{a}_i + \kappa_{i,j}^* \hat{a}_i^\dagger \hat{a}_{f,j} \right), \quad (27)$$

where $\kappa_{i,j}$ ($i \in \{A, B\}$) describes the coupling between the cavity modes and the j th mode of the optical fibre. We consider the following conditions (see Ref. [10])

$$\begin{aligned} \kappa_{B,j} &= \kappa_{A,j}^* = |\kappa_{A,j}| e^{-i\varphi_j}, \\ e^{2i\varphi_j} &= \frac{\hbar\omega_j - \hbar\omega_c + i\hbar\Gamma_A/2}{\hbar\omega_j - \hbar\omega_c - i\hbar\Gamma_A/2} \end{aligned} \quad (28)$$

with Γ_A being the decay rate of cavity A and assume a long fibre such that $L \gg c/\Gamma_A$. These conditions ensure that the leakage out of cavity A into the optical fibre and also out of the optical fibre into cavity B is much shorter than the propagation of the radiation field in the fibre and a perfect photonic state transfer between the two cavities is realized.

Now, considering the resonant matter-field interaction $\Delta = \omega_{21} - \omega_c = 0$, the quantum state $|\Psi(t)\rangle$ in this Ramsey-type interaction sequence results:

$$\begin{aligned} |\Psi(t)\rangle &= \left(\frac{1}{2} |0\rangle_A |0\rangle_B |\alpha e^{-i\omega t}\rangle_{c,B} |0\rangle_{t,A} |0\rangle_{t,B} e^{-i\Phi_{00}} \right. \\ &+ |g_{10}(t)\rangle |1\rangle_A |0\rangle_B e^{-i\Phi_{10}} + |g_{01}(t)\rangle |0\rangle_A |1\rangle_B e^{-i\Phi_{01}} + |g_{20}(t)\rangle |2\rangle_A |0\rangle_B e^{-i\Phi_{20}} \\ &+ |g_{02}(t)\rangle |0\rangle_A |2\rangle_B e^{-i\Phi_{02}} + |g_{11}(t)\rangle |1\rangle_A |1\rangle_B e^{-i\Phi_{11}} + |g_{12}(t)\rangle |1\rangle_A |2\rangle_B e^{-i\Phi_{12}} \\ &\left. + |g_{21}(t)\rangle |2\rangle_A |1\rangle_B e^{-i\Phi_{21}} + |g_{22}(t)\rangle |2\rangle_A |2\rangle_B e^{-i\Phi_{22}} \right) \otimes |0\rangle_{c,A} \otimes |0\rangle_f, \end{aligned} \quad (29)$$

with the phase factors

$$\Phi_{00} = 2\omega_0 t, \quad \Phi_{10} = \Phi_{01} = \omega_0 t - \frac{\omega_c}{2}(T + 2\tau), \quad (30)$$

$$\Phi_{20} = \omega_0 t + \frac{\omega_c}{2}(T + 2\tau), \quad \Phi_{02} = \omega_0 t + \frac{\omega_c}{2}(T + 2\tau), \quad (31)$$

$$\Phi_{11} = -\omega_c(2\tau + T), \quad \Phi_{12} = \Phi_{21} = 0, \quad \Phi_{22} = \omega_c t. \quad (32)$$

The unnormalized states $|g_{ij}(t)\rangle$ ($i, j = 0, 1, 2$) entering (29) describe the state of the radiation field in cavity B and the states of the centre-of-mass motions for both trapped systems. We show the detailed structure of these states in Appendix B.

The quantum state of (29) yields a complete description of the interaction between the trapped systems A and B and the optical radiation fields in the case of resonant

interaction $\omega_{21} = \omega_c$, i.e. neglecting all other decoherence sources except for the centre-of-mass motion. It can easily be shown that the overlap between $|g_{01}(t)\rangle$ and $|g_{10}(t)\rangle$ is the highest compared to all other overlap combinations, and the probability of projecting onto $|0\rangle_A|1\rangle_B$ or $|1\rangle_A|0\rangle_B$ is the same. This means that the most promising scenario is to project onto the qubit subspace spanned by $|0\rangle_A|1\rangle_B$ and $|1\rangle_A|0\rangle_B$, and a POVM measurement on the single-mode field of cavity B could prepare a material Bell state $|\Psi^+\rangle = (|0\rangle_A|1\rangle_B + |1\rangle_A|0\rangle_B)/\sqrt{2}$ by photonic postselection.

Let us start from the pure quantum state $|\Psi(t)\rangle$ of (29) and the field state $\hat{\rho}_F(t)$ appearing in the photon detector that is obtained by tracing out the material degrees of freedom, the radiation field state in cavity A and the radiation field states of the optical fibre (both of these radiation field states being in the vacuum state),

$$\begin{aligned}\hat{\rho}_F(t) &= \langle 0|_{c,A} \langle 0|_f \text{Tr}_{A,B, \text{traps}} \{ |\Psi(t)\rangle \langle \Psi(t)| \} |0\rangle_f |0\rangle_{c,A} \\ &= p\hat{\rho}_1 + (1-p)\hat{\rho}_2,\end{aligned}\quad (33)$$

with the unnormalized field states

$$p\hat{\rho}_1 = \sum_{n,m=0}^{\infty} \left(a_{10}(n,m) + a_{10}(n,m) \right) |n\rangle_{c,B} \langle m|_{c,B}, \quad (34)$$

$$\begin{aligned}(1-p)\hat{\rho}_2 &= \frac{1}{4} |\alpha e^{-i\omega_c t}\rangle_{c,B} \langle \alpha e^{-i\omega_c t}|_{c,B} + \\ &+ \sum_{i,j=0}^2 \sum_{n,m=0}^{\infty} a_{ij}(n,m) |n\rangle_{c,B} \langle m|_{c,B}, \quad (i,j) \neq (1,0), (0,1).\end{aligned}\quad (35)$$

The coefficients $a_{ij}(n,m)$ are given in Appendix B and the normalization factor is

$$p = \frac{1}{4} e^{-|\alpha|^2} \sum_{n=0}^{\infty} \frac{|\alpha|^{2n}}{n!} \left[1 + \cos(2|g|\sqrt{n}\tau) e^{-\frac{4n|\gamma|^2}{\omega_c^2} (1 - \cos(\omega_c \tau))} \right]. \quad (36)$$

The quantum state $\hat{\rho}_2$ is a mixed state, furthermore $\hat{\rho}_1$ and $\hat{\rho}_2$ are not orthogonal, therefore we discard the strategy of unambiguous discrimination, which has difficulties treating mixed states [27, 28, 29].

In order to optimize the fidelity and success probability for a postselected entangled Bell state $|\Psi^+\rangle$ it is necessary to perform a minimum-error POVM measurement on the optical radiation field, since the smallest possible failure probability in unambiguous discrimination is at least twice as large as the smallest error probability in minimum-error discrimination for an arbitrary mixed state [30].

The measurement is performed on the field state $\hat{\rho}_F(t)$ and has two possible outcomes $\lambda = 0, 1$. The measurement outcome $\lambda = 1$ corresponds to a projection onto the field state $\hat{\rho}_1$ and the measurement outcome $\lambda = 0$ corresponds to a projection onto the field state $\hat{\rho}_2$. We denote the positive operators of these two measurements by $\hat{T} \geq 0$ and $I - \hat{T}$, with I being the unit operator on the Hilbert space of the single-mode radiation field. The problem in minimum-error state discrimination is to examine the tradeoff between the two error probabilities $\text{Tr}\{\hat{T}\hat{\rho}_2\}$ and $\text{Tr}\{(I - \hat{T})\hat{\rho}_1\}$, and the positive operator \hat{T} has to be determined in such a way that for a given *a priori* probability p

from (36) the error probability

$$E = p\text{Tr}\{(I - \hat{T})\hat{\rho}_1\} + (1 - p)\text{Tr}\{\hat{T}\hat{\rho}_2\} \quad (37)$$

is minimal. Diagonalizing the Hermitian operator $\hat{X} := p\hat{\rho}_1 - (1 - p)\hat{\rho}_2$, which results in $\hat{X} = \sum_x x|x\rangle_{c,B}\langle x|_{c,B}$, the solution of this optimization problem is given by the projection operator [31, 32, 33]

$$\hat{T} = \sum_{x \geq 0} |x\rangle_{c,B}\langle x|_{c,B} \quad (38)$$

which projects onto eigenstates of the operator \hat{X} belonging to non-negative eigenvalues. By inserting the optimum detection operator \hat{T} into (37) the minimum error probability E_{min} is found to be (see Ref. [33])

$$E_{min} = \frac{1}{2} (1 - \|p\hat{\rho}_1 - (1 - p)\hat{\rho}_2\|_1), \quad (39)$$

with $\|\cdot\|_1$ being the trace norm. The probability P_{Bell} that the minimum-error POVM measurement prepares the spatially separated quantum systems A and B in the Bell state $|\Psi^+\rangle$ of the internal states is given by

$$P_{Bell} = p\text{Tr}_{field}\{\hat{\rho}_1\hat{T}\}. \quad (40)$$

After a successful minimum-error POVM measurement, the joint internal state of both quantum systems A and B is given by

$$\hat{\rho}_{AB}(t) = \frac{\text{Tr}_{fields,traps}\{|\Psi(t)\rangle\langle\Psi(t)|\hat{T}\}}{\text{Tr}_{A,B,fields,traps}\{|\Psi(t)\rangle\langle\Psi(t)|\hat{T}\}}. \quad (41)$$

Thereby, the fidelity F_{opt} of an optimally prepared Bell pair which is postselected by a measurement result with value $\lambda = 1$ is given by

$$F_{opt} = \sqrt{\langle\Psi^+|\hat{\rho}_{AB}(t)|\Psi^+\rangle}. \quad (42)$$

In the following these quantities are calculated numerically. We concentrate on the case of large numbers of photons, i.e. $\bar{n} = 10^2$ and on values of the interaction times τ where the collapse phenomenon occurs. In figures 2 and 3 numerical results are presented to reveal the postselection by a minimum-error POVM measurement on the optical radiation field in order to prepare a Bell state $|\Psi^+\rangle$. These numerical results are based on the quantum state of (29). The minimum-error POVM measurement is determined according to (38). This optimal POVM measurement depends on the following electro-dynamical interaction parameters: the interaction time τ , the mean photon number \bar{n} , the trap frequency ω_t , the resonant Rabi frequency $\bar{\Omega} = |g|\sqrt{\bar{n}}$ and the strength of the coupling to the centre-of-mass motion γ , which depends on the trap frequency ω_t in the Lamb-Dicke regime like $\gamma \sim \omega_t^{-1/2}$ (see (5)).

In the ideal case [10] it was found that a perfectly entangled state can be prepared with probability 25%. This situation occurs during the collapse phenomenon of the Jaynes-Cummings-Paul model. In our model we found that these results are very sensitive to the trap frequency, see figures 2 and 3. If we consider a trap frequency for which the results resemble the ideal case, then for a four times smaller trap frequency

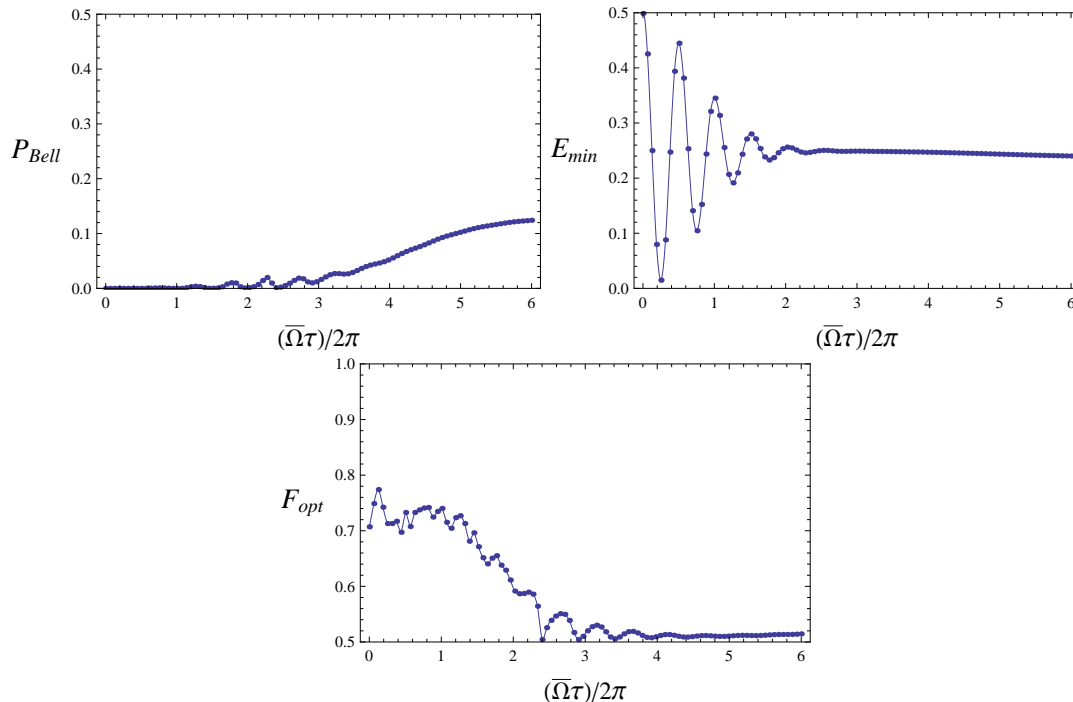


Figure 2. Success probability, minimum-error probability and the optimal fidelity for a small trap frequency, i.e. $\frac{|\gamma|}{|g|} = 0.1$ and $\frac{\omega_t}{|g|\sqrt{\bar{n}}} = 0.1$. The figures show a low fidelity postselected pair with a 25% percent success probability and a 50% error probability in the time interval of the collapse phenomenon. The average number of photons is $\bar{n} = 10^2$ and $\bar{\Omega} = |g|\sqrt{\bar{n}}$.

the best fidelity achieved is $F_{opt} = 0.5$ with a probability of 11%. These results are consistent with the expectation that the centre-of-mass motion introduces a significant amount of decoherence in the system. This decoherence prohibits the creation of high-fidelity pairs. In order to increase the characteristic quantities we must increase the frequency of the trap, see figure 3. The increase of the trap frequency corresponds to a steeper harmonic potential, which is reducing the centre-of-mass motion. However, in the case of already built experimental apparatus the eigenfrequency of the trap can not be manipulated at will. Therefore, the preparation of high-fidelity Bell states is limited by the centre-of-mass motion even if the postselection is performed by minimum-error POVM measurements.

3. Decoupling the centre-of-mass motion

In this section we look at dynamical decoupling techniques to suppress the unwanted interaction between the centre-of-mass motion on the one hand and the the radiation field and the internal states on the other hand. Dynamical decoupling in finite dimensional systems was introduced by Viola et al. [18] and subsequently developed by different authors [19, 20] as a general approach to fight decoherence in open quantum

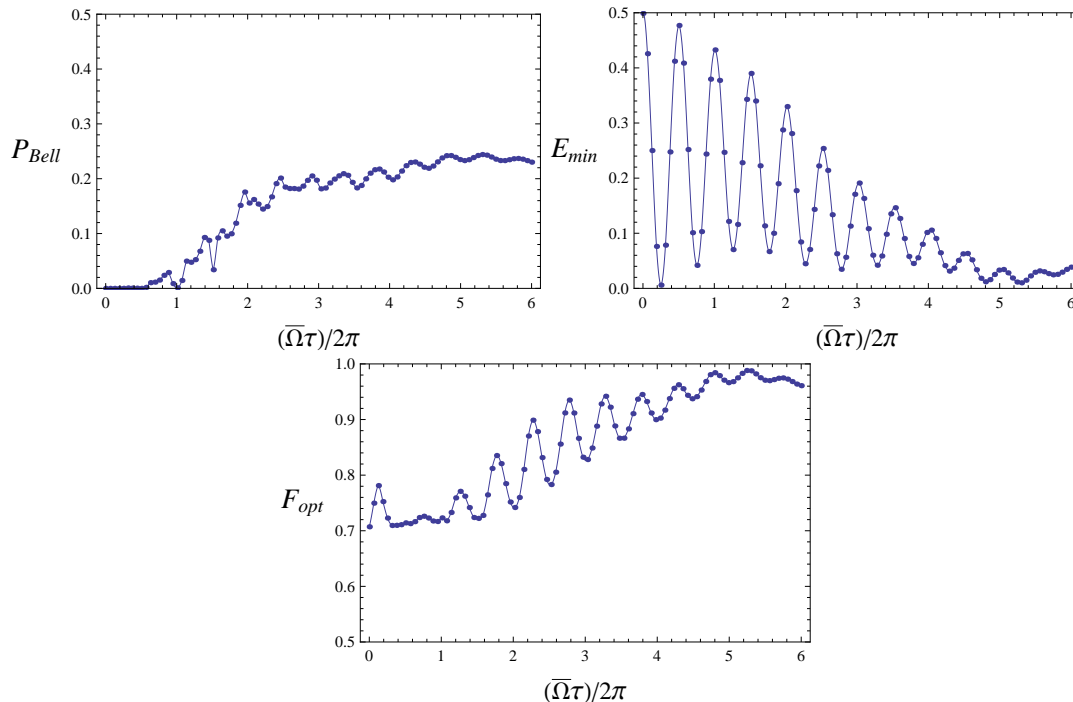


Figure 3. Success probability, minimum-error probability and the optimal fidelity for a large trap frequency, i.e. $\frac{|\gamma|}{|g|} = 0.05$ and $\frac{\omega_t}{|g|\sqrt{\bar{n}}} = 0.4$. The figures more closely resemble the result found for the motionless model. The average number of photons is $\bar{n} = 10^2$ and $\bar{\Omega} = |g|\sqrt{\bar{n}}$.

systems by repeatedly acting on the system in a controlled way such that the influence of unwanted environmental couplings cancel out. As an implementation of the original idea a dynamical decoupling approach was suggested by Vitali and Tombesi [21] for two coupled harmonic oscillators within the rotating wave approximation.

While these papers formalized and generalized the idea, the principle of such control actions has been known and used even earlier in the NMR community [34], and the spin-echo effect [35] is the first and probably most well-known application of the concept. The aforementioned papers focus on finite or countably infinite dimensional systems interacting with an arbitrary environment, however our requirements are slightly different. Our goal is to protect the subspace consisting of the finite internal three-level state and the radiation field, but in contrast to usual applications of dynamical decoupling we cannot act on the internal states of the qubits because that would decouple not only the unwanted interaction with the centre-of-mass motion, but also the required interaction with the radiation field. Instead, we have to act on our environment, which is the harmonic oscillator space of the centre-of-mass motion. Similar to the work of Vitali and Tombesi [21] we have to apply a sequence of operations on the motion's harmonic oscillator, but our situation is more complicated since we have to ensure that we do not interfere with the interaction between the internal states and the radiation field.

The basic idea is to use a decoupling scheme locally in each cavity during the

characteristic time τ of the collapse phenomena. For this purpose we need to use the dynamical result of section 2. The time evolution derived in (20) shows that the oscillator states of the centre-of-mass motion and the joint states of the radiation field and of the three level system are entangled. This entanglement is detrimental to the quantum repeater and needs to be eliminated, if possible. A first step is to observe that the coherent state displacement $\alpha_n(t)$ in the oscillator space oscillates with the trap frequency ω_t and vanishes for times $t = k\frac{2\pi}{\omega_t}, k \in [0, 1, 2, \dots]$ for all n . Since this oscillation is faster than the interaction time τ , one should try and choose $\tau = k\frac{2\pi}{\omega_t}$ while ensuring that τ remains in the immediate vicinity of the occurrence of the collapse phenomenon. Doing so ensures that the oscillator state is separable at the end of the interaction. However, the motion-field interaction still introduces relative phase shifts $e^{i\Phi_n(t)}$ which do not cancel so easily. To have all the phases vanish simultaneously, one would require that $t = m\frac{2\pi\omega_t}{|\gamma|^2}, m \in [0, 1, 2, \dots]$, in addition to $t = k\frac{2\pi}{\omega_t}$. This is fulfilled if $\frac{k}{m} = \frac{\omega_t^2}{|\gamma|^2}$ which will generally lead to very large $t \gg \tau$ and is hardly achievable in the constraints of this setup.

3.1. Finding a decoupling scheme

We now focus on the suppression of the coupling between the centre-of-mass motion and the rest of the system in the Hamiltonian

$$\begin{aligned} \hat{H}_I &= \hbar\omega_t\hat{b}^\dagger\hat{b} + \hbar g\hat{a}\hat{\sigma}_+ + \hbar g^*\hat{a}^\dagger\hat{\sigma}_- \\ &\quad + \hbar\gamma\hat{\sigma}_+\hat{a}(\hat{b} + \hat{b}^\dagger) + \hbar\gamma^*\hat{\sigma}_-\hat{a}^\dagger(\hat{b} + \hat{b}^\dagger) \end{aligned} \quad (43)$$

by a dynamical decoupling scheme. To that end we assume that we are able to apply instantaneously (*bang-bang* control [18]) a single unitary operator \hat{p} to the motion subspace repeatedly with a frequency of $\frac{1}{\Delta t}$. In general dynamical decoupling methods allow for the application of several different unitary operators \hat{p}_i , but we will see shortly that a single operator is sufficient in our case. The resulting time evolution after application of N pulses at time $t = N\Delta t$ is

$$\hat{U}_N(t) = \left(\hat{p}e^{-\frac{i}{\hbar}\hat{H}_I\frac{t}{N}} \right)^N. \quad (44)$$

By calculating the time derivative of $\hat{U}_N(t)$ we can define an average Hamiltonian $\hat{H}_N(t)$ which generates the same time evolution:

$$\begin{aligned} \frac{d}{dt}\hat{U}_N(t) &= -\frac{i}{N} \sum_{k=0}^{N-1} \left(\hat{p}e^{-\frac{i}{\hbar}\hat{H}_I\frac{t}{N}} \right)^k \hat{p}\hat{H}_I\hat{p}^\dagger \left[\left(\hat{p}e^{-\frac{i}{\hbar}\hat{H}_I\frac{t}{N}} \right)^\dagger \right]^k \hat{U}_N(t) \\ &\equiv -i\hat{H}_N(t)\hat{U}_N(t). \end{aligned} \quad (45)$$

In order for our decoupling scheme to have the desired effect, the average Hamiltonian \hat{H}_N should be equal to \hat{H}_I minus the interaction with the centre-of-mass motion. Although perfect equality is generally not possible, we will try to get as close as we can.

To find suitable candidates for the operator \hat{p} we regard the limit of continuous control, i.e. $N \rightarrow \infty$. We are going to derive the generator of the time evolution in this limit by following the method given in the work of Facchi et. al. [22]. The limiting unitary evolution

$$\hat{\mathcal{U}}(t) = \lim_{N \rightarrow \infty} \hat{U}_N(t) \quad (46)$$

satisfies the equation

$$\begin{aligned} \frac{d}{dt} \hat{\mathcal{U}}(t) &= -i \hat{\mathcal{H}} \hat{\mathcal{U}}(t), \\ \hat{\mathcal{H}} &= \lim_{N \rightarrow \infty} \frac{1}{N} \sum_{k=0}^{N-1} \hat{p}^{k+1} \hat{H}_I (\hat{p}^\dagger)^{k+1}. \end{aligned} \quad (47)$$

Let us begin by outlining our goal. We are looking for those \hat{p} which satisfy the following equation

$$\hat{\mathcal{H}} = \hat{H}_{\text{id}} \equiv \hbar \omega_t \hat{b}^\dagger \hat{b} + \hbar g \hat{a} \hat{\sigma}_+ + \hbar g^* \hat{a}^\dagger \hat{\sigma}_-, \quad (48)$$

such that in the limit $N \rightarrow \infty$ \hat{H}_N approaches the ideal Hamiltonian. Since \hat{p} acts on the subspace of the centre-of-mass motion and $\hat{H}_I - \hat{H}_{\text{id}} \sim \hat{b} + \hat{b}^\dagger$, it turns out that the solution is to choose \hat{p} as a diagonal operator in the oscillator eigenstates,

$$\hat{p} = \sum_{n=0}^{\infty} e^{-i\lambda_n} |n\rangle_t \langle n|_t \otimes \hat{I}_c \otimes \hat{I}_3, \quad (49)$$

where $|n\rangle_t$ ($n \in \mathbb{N}$) is the number state representation of the centre-of-mass motion, \hat{I}_c is the identity operator on the Fock space of the radiation field and \hat{I}_3 stands for the three dimensional identity matrix. $\hat{b}^\dagger \hat{b}$ is a diagonal operator, which means that it commutes with \hat{p} . Facchi et. al. [22] studied the effects of decoupling operators in the form of (49) with non-degenerate spectra, i.e. $\lambda_n \neq \lambda_m \pmod{2\pi}$ for $n \neq m$, but we choose not to make this restriction. Inserting (49) into (47) we find:

$$\begin{aligned} \hat{\mathcal{H}} &= \hat{H}_{\text{id}} + \lim_{N \rightarrow \infty} \frac{1}{N} \sum_{k=1}^N \hat{p}^k (\hat{H}_I - \hat{H}_{\text{id}}) (\hat{p}^\dagger)^k \\ &= \hat{H}_{\text{id}} + \hbar (\gamma \hat{\sigma}_+ \hat{a} + \gamma^* \hat{\sigma}_- \hat{a}^\dagger) \lim_{N \rightarrow \infty} \sum_{n,m=0}^{\infty} \\ &\quad \left(\frac{1}{N} \sum_{k=1}^N e^{-i(\lambda_n - \lambda_m)k} \right) |n\rangle_t \langle n|_t (\hat{b} + \hat{b}^\dagger) |m\rangle_t \langle m|_t \end{aligned} \quad (50)$$

$$\begin{aligned} &= \hat{H}_{\text{id}} + \hbar (\gamma \hat{\sigma}_+ \hat{a} + \gamma^* \hat{\sigma}_- \hat{a}^\dagger) \sum_{\substack{\lambda_n = \lambda_{n+1} \\ \pmod{2\pi}}} \sqrt{n+1} \\ &\quad \times (|n\rangle_t \langle n+1|_t + |n+1\rangle_t \langle n|_t) \end{aligned} \quad (51)$$

The limit of $N \rightarrow \infty$ eliminates all pairs of the sum in (50) where $\lambda_n \neq \lambda_m \pmod{2\pi}$ ($n \neq m$). Of the remaining pairs only direct neighbours contribute due to the ladder operators \hat{b} and \hat{b}^\dagger . Therefore, in order for $\hat{\mathcal{H}}$ to be equal to \hat{H}_{id} , we require that

$\lambda_n \neq \lambda_{n+1} \pmod{2\pi}$ for any n . Aside from this restriction, our derivation allows for degenerate λ values in contrast to the result of Facchi et. al. [22]. Similar calculations reveal that interactions of odd power $(\hat{b} + \hat{b}^\dagger)^j$ vanish if $\lambda_n \neq \lambda_{n+j} \pmod{2\pi}$.

In the limit of continuous control $N \rightarrow \infty$ we found a class of unitary operations which have the form given in equation (49) with the condition that any two neighbors λ_n and λ_{n+1} are not allowed to be in the same 2π modulo class. While this concludes the search from a mathematical viewpoint, in the next section we will look at actual unitary operators that fulfill these conditions and look at how they might be implemented experimentally.

3.2. Suitable decoupling operators and physical implementation

There is one particular choice for the decoupling operator \hat{p} which fulfills the conditions $\lambda_n \neq \lambda_{n+j} \pmod{2\pi}$ for all odd j . That is the parity operator

$$\hat{\mathcal{P}} = \sum_{n=0}^{\infty} (-1)^n |n\rangle_t \langle n|_t, \quad (52)$$

whose λ_n are $0, \pi, 2\pi, 3\pi, \dots$. This choice of decoupling operator has already been proposed by Vitali and Tombesi [21] for the case of two harmonic oscillators interacting in the rotating wave approximation.

The parity operator can be written in terms of the number operator $\hat{b}^\dagger \hat{b}$ as $\hat{\mathcal{P}} = e^{-i\pi \hat{b}^\dagger \hat{b}}$. If we replace π by an arbitrary phase $\varphi \in (0, \pi)$, then we get a more general class of decoupling operators

$$\hat{p} = e^{-i\varphi \hat{b}^\dagger \hat{b}} \quad (53)$$

with λ_n values of $0, \varphi, 2\varphi, 3\varphi, \dots$. Therefore they still fulfill the necessary condition $\lambda_n \neq \lambda_{n+1} \pmod{2\pi}$, although they may not fulfill the condition for arbitrary odd j as the parity operator does and thus may not decouple higher orders $(\hat{b} + \hat{b}^\dagger)^j$, $j = 3, 5, \dots$.

An obvious candidate for an experimental implementation of this class of decoupling operators is a Hamiltonian $\hat{H}_p = \hbar\chi \hat{b}^\dagger \hat{b}$ with a parameter χ that is activated for a time t_p such that $\chi t_p = \varphi$. Then the induced unitary evolution operator is

$$U(t_p) = e^{-i\chi \hat{b}^\dagger \hat{b} t_p} = \hat{p} \quad (54)$$

as required. Note that the Hamiltonian of the harmonic oscillator contains a term of exactly this nature: $\hbar\omega_t \hat{b}^\dagger \hat{b}$. Unfortunately this term does not commute with the rest of the interaction Hamiltonian and therefore does not act undisturbed, otherwise it would implement a perfect decoupling pulse on its own. Even so, the presence of this term does imply a sort of self-decoupling that depends on the trap frequency ω_t : for very high frequencies the term $\hbar\omega_t \hat{b}^\dagger \hat{b}$ dominates the Hamiltonian and can thus implement the decoupling pulse almost perfectly. However, with decreasing frequency the interacting parts of the Hamiltonian disturb the purity of the pulse. This offers another view on why a higher trap frequency improves the overall fidelity of the entanglement process.

Still, for lower trap frequencies ω_t this gives us an idea of how to implement the Hamiltonian \hat{H}_p : In our scenario a possibility is to switch off interactions during short time intervals of motion t_p during the interaction time τ , such that within the time interval t_p only the term $\hbar\omega_t\hat{b}^\dagger\hat{b}$ remains in the interaction picture. In the Lamb-Dicke regime this could be achieved by a Stark-switching procedure, since the coupling of the internal states with the centre-of-mass motion without a radiation field is small during the interaction time τ . This has the additional effect that the time used to implement the pulses does not contribute to the interaction time τ , since no interaction is taking place. Therefore, the whole process now takes a time $T_p = \tau + Nt_p$ depending on the number of pulses N . Keep in mind, though, that the time T_p cannot grow arbitrarily large due to experimental constraints. When T_p grows larger, spontaneous emission will eventually become a problem. Therefore, there is a practical limit on the time Nt_p available to implement all of the pulses. If Γ is the rate of spontaneous decay of the internal state $|2\rangle$ of either material qubit, then we require that

$$T_p = \tau + Nt_p \ll \frac{1}{\Gamma}. \quad (55)$$

Since the interaction time τ is determined by the occurrence of the collapse phenomenon and is of the order $\tau \sim \frac{1}{2|g|}$, we can roughly estimate that the available time to implement our decoupling pulses is limited by

$$Nt_p \ll \frac{|g|}{\Gamma}\tau, \quad (56)$$

where $\frac{|g|}{\Gamma}$ depends on the specific experimental setup. Recent experimental developments look very promising: whereas in 2003 an experiment by McKeever *et al.* [36] achieved the ratio $\frac{|g|}{\Gamma} = 6.15$, in 2007 an experiment by Colombe *et al.* [13] was performed with a significantly improved ratio of $\frac{|g|}{\Gamma} = 71.66$.

This leads to the question of how large N and t_p need to be to see a positive effect of the decoupling procedure. Remember that the class of operators \hat{p} was derived in the continuous control limit where $N \rightarrow \infty$ and $\Delta t \rightarrow 0$. As a consequence, very high repetitions of applications of \hat{p} may be necessary to observe a positive effect of the decoupling procedure. In order to examine just how large N should be and what phase φ is preferable for the decoupling operator \hat{p} , we will look at some numerical simulations in the next section.

3.3. Numerical simulation

We have run a numerical simulation for the trapped system under the influence of the interaction Hamiltonian \hat{H}_I . For our simulation we assume that the material qubit and the radiation field are initially in the state

$$|\Psi_0\rangle = \frac{1}{\sqrt{2}}(|0\rangle|\alpha\rangle_c|0\rangle_t + |1\rangle|\alpha\rangle_c|0\rangle_t), \quad (57)$$

meaning that the centre-of-mass motion is in the oscillator ground state while the internal states are in the superposition $\frac{1}{\sqrt{2}}(|0\rangle + |1\rangle)$ and the driving field is in the coherent state $|\alpha\rangle_c$ with $|\alpha|^2 = 100$ the mean photon number. The coupling strengths are chosen such that $\frac{|\gamma|}{|g|} = 0.4$ and $\frac{\omega_t}{|g|} = 10$. Figure 4 shows plots of the fidelity

$$\mathcal{F}(t) = \left| \langle \Psi_0 | \hat{U}_{\text{id}}^\dagger(t) \hat{U}(t) | \Psi_0 \rangle \right|^2 \quad (58)$$

over the course of the interaction time τ , comparing the time evolution under the actual Hamiltonian \hat{H}_I and the ideal Hamiltonian \hat{H}_{id} . First is plotted the fidelity as it evolves without decoupling. There is some oscillation with a frequency of $2\omega_t$, and one can clearly see that the fidelity is steadily decreasing. The oscillation is expected due to the oscillatory behaviour in the coherent state displacement, see (23). The second plot demonstrates the effect of our decoupling scheme, where we chose the parity operator $\hat{\mathcal{P}}$ as the decoupling operator and applied it evenly 200 times over the whole interaction time. There is no visible drop of the fidelity, and even the minimal points of the still present oscillation are well above $\mathcal{F} > 0.99$.

Encouraged by this result we studied how many parity kicks one actually needs to achieve a high fidelity at the end of the interaction. We therefore ran additional simulations calculating the final fidelity $\mathcal{F}(\tau)$ depending on the number N of parity kicks employed during that time. The results are plotted in figure 5; as one can see the fidelity stabilizes on a high level at around $N \sim 50$ parity kicks. Below that threshold the fidelity is unpredictable which suggests that the time between pulses Δt is too high and, as a consequence, the system evolution is governed by higher terms of the average Hamiltonian \hat{H}_N .

But the parity operator is only one special case of the class of decoupling operators we found. Indeed, in the experimental realization we proposed the parity operator might

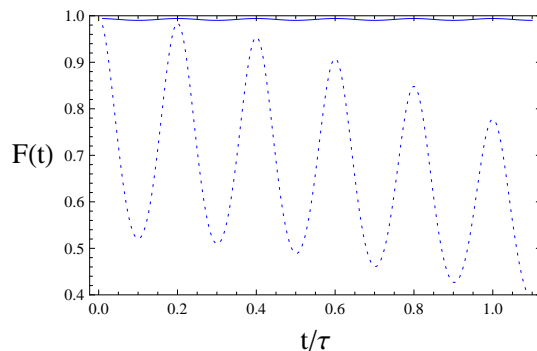


Figure 4. The fidelity $\mathcal{F}(t)$ of the system compared to its ideal evolution during the interaction time τ . Without decoupling (dotted line) there is a steady drop in the fidelity and also oscillations with frequency $2\omega_t$ as explained by the induced oscillations in the coherent motion states. With active parity kick decoupling, using 200 $\hat{\mathcal{P}}$ pulses in total during the interaction time, the system effectively remains at unit fidelity throughout the process.

need an unacceptably long time t_p to be implemented. Therefore, we ran additional simulations with a decoupling pulse implemented the Hamiltonian $\hat{H}_p = \hbar\chi\hat{b}^\dagger\hat{b}$ over a time t_p , as explained previously. We plotted the dependency of the fidelity $\mathcal{F}(\tau)$ after the interaction time τ on the phase χt_p for different numbers N of total pulses. The results are shown in figure 6. As we can see, the fidelity improves the closer χt_p comes to the parity value π , which makes the parity operator $\hat{\mathcal{P}}$ the preferred choice for the decoupling procedure. The fidelity also improves with the number of pulses N , so the smaller the parameter χt_p is in the experimental setup, the more pulses must be employed to get a good fidelity at the end of the interaction.

But as explained before, in actual experimental realizations the number of pulses one can implement is not independent of the pulse width χt_p due to constraints on the overall process time T_p , expected to be primarily given by the rate of spontaneous decay Γ . Given this constraint, we need to figure out what the best choice of number of pulses N is, considering that the choice of N also fixes the maximal pulse time t_p by the

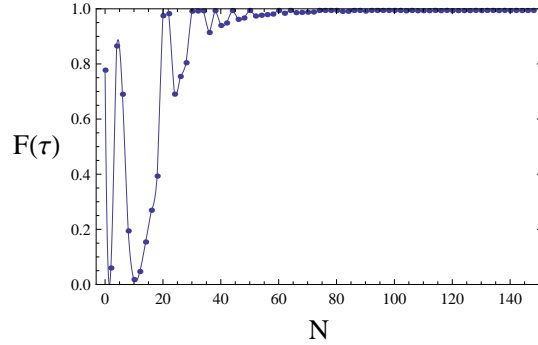


Figure 5. The final fidelity $\mathcal{F}(\tau)$ of the system at the end of the interaction depending on the number N of parity kicks $\hat{\mathcal{P}}$ used. The fidelity stabilizes at $N \sim 50$ kicks at high fidelity values.

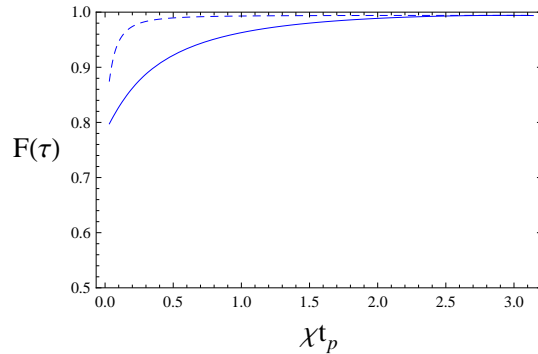


Figure 6. The final fidelity $\mathcal{F}(\tau)$ of the system at the end of the interaction depending on the parameter χ when using a Hamiltonian $\hat{H}_p = \hbar\chi\hat{b}^\dagger\hat{b}$ to implement a non-parity decoupling pulse \hat{p} . The fidelity $\mathcal{F}(\tau)$ is plotted for different numbers of pulses $N = 50$ (solid) and $N = 400$ (dotted line). It improves with χt_p approaching the parity operator value π . The fidelity is also generally higher for higher number of pulses used.

inequality in (56). We ran simulations under the assumptions that the overall process time $T_p = \tau + Nt_p$ is 2τ , 3τ and 5τ , respectively. The results are shown in figure 7. Unsurprisingly the results are better if more time is available for pulse implementation. Somewhat surprisingly, however, is that the achievable fidelity stabilizes at higher pulse numbers N , so the choice of whether to do larger numbers of short pulses or smaller numbers of longer pulses has little influence as long as the number of pulses does not fall below a certain threshold. For small numbers of pulses the results are unpredictable, suggesting that the delay between pulses Δt is large enough that higher orders of the average Hamiltonian govern the time evolution. For optimal results, judging from our combined numerical simulations, we recommend to aim for $N = 50$ pulses and then make the pulses as close to the parity operator as possible.

3.4. Improving fidelity for lower number of pulses

In the case where even $N = 50$ pulses present a technical challenge in an experimental realization, there may be a way to decrease the necessary number of pulses further. In 2007 a novel decoupling sequence was presented by Uhrig [37] for protecting a single quantum bit with a sequence of π pulses which are not applied equidistantly over time with a common pulse distance of Δt . Instead, the pulses are applied at times $t_j = \tau \cdot \sin^2[\pi j/(2N + 2)]$ during the interaction time τ . These times are derived such that they eliminate higher orders of \hat{H}_N , whereas so far we only considered the lowest order $\hat{\mathcal{H}}$ which remains in the limit $N \rightarrow \infty$. Although Uhrig derived these specific times for a specific scenario with π pulses on a single qubit, we confirmed in numerical simulations that they provide an improvement in our case, as well, particularly when using the parity kick.

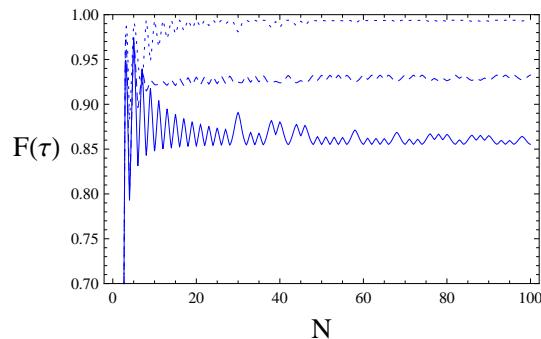


Figure 7. The final fidelity $\mathcal{F}(\tau)$ of the system at the end of the interaction with time-constrained decoupling. The fidelity is plotted over the number of pulses used, while the number of pulses N also determines the pulse width $\omega_t t_p$ - the higher N , the shorter t_p . The solid curve shows the final fidelity assuming that the additional time Nt_p to implement pulses is τ , whereas the dashed curve assumes it to be 2τ and the dotted curve is for 4τ . All curves converge to an almost constant fidelity value at higher pulse numbers, but show unpredictable behaviour below $N = 20$ pulses. The more time is available for pulse implementation, the higher the achieved fidelity.

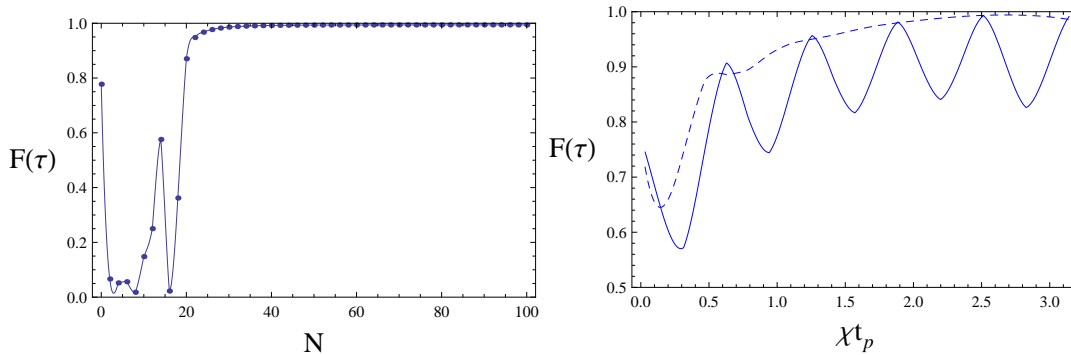


Figure 8. The final fidelity $\mathcal{F}(\tau)$ when employing Uhrig’s dynamical decoupling. Figure a) shows final fidelity depending on the number N of parity kicks employed (compare also with figure 5), while figure b) compares equidistant decoupling (solid line) with Uhrig decoupling (dashed line) for $N = 30$ general decoupling pulses depending on the parameter χt_p . Uhrig decoupling shows improved stability for lower number of pulses compared to equidistant decoupling.

Figure 8a shows the final fidelity achievable when using parity kicks with the Uhrig decoupling sequence. Compared to figure 5 we see that Uhrig’s decoupling shows improvements in achieved fidelity and stability particularly in the range between $N = 20$ and $N = 50$ parity kicks. Inspired by these findings, we also did another numerical run for the situation of figure 6 where we investigated the effectiveness of our more general class of decoupling pulses, but this time with only $N = 30$ pulses. In figure 8b the results are shown depending on the parameter χt_p , comparing our standard, equidistant decoupling with the Uhrig sequence. As expected, the standard method shows signs of instability at low numbers of pulses, making the achievable final fidelity hard to predict. This hints at higher orders of \hat{H}_N dominating the time evolution. Here the Uhrig sequence works better as it was designed to eliminate more of those higher orders. The result is a more stable and predictable curve for these low number of pulses. However, with $N \geq 50$ we found no further advantage from employing Uhrig’s sequence, so its advantages are strictly limited to scenarios where only a small number of pulses can be implemented.

4. Conclusions

In this paper we considered the influence of the centre-of-mass motion of material qubits (modelled by three-level systems) in an implementation of a hybrid quantum repeater. This motion is a source of decoherence and dissipation and decreases the probabilities of creating high fidelity entangled pairs of distant qubits.

In particular, we investigated two distant three-level systems confined in harmonic potentials and coupled to single-mode cavity fields, which are connected by a multi-mode optical fibre. For the description of the centre-of-mass motion of the three-level systems we used the Lamb-Dicke and the rotating wave approximations for the description of the

interaction between the radiation field and the internal states. We further simplified by setting the single-mode radiation field frequencies to be equal to the frequency difference of the two upper internal energy levels of the three-level system. In this model we calculated the time evolution of a Ramsey-type coupling sequence and we determined the optimal POVM measurements which have to be performed on the radiation field in order to postselect a Bell pair with minimal error. Within this model we found that general effects of the centre-of-mass motion of the qubits lower success probabilities and achievable fidelities significantly. Nevertheless, these quantities are very sensitive to changes of the harmonic potential frequencies involved. A small increase in the frequencies can improve the probabilities of creating high fidelity entangled pairs. In the case of high trap frequencies our results resemble almost the ideal case of motionless qubits, for which during the collapse phenomenon a perfect Bell state can be created with 25% probability [10]. Thus high trap frequencies suppress effects of the qubits centre-of-mass motion.

If sufficiently high trap frequencies are not achievable, a suppression of the decohering effects of the qubits' centre-of-mass motion can be achieved by dynamical decoupling methods. For this purpose we derived a class of appropriate unitary control operations, which also contain the well known parity kick operation as a special case. This dynamical decoupling may be achieved by interrupting the matter-field interactions inside the photonic cavities for short time intervals with the help of Stark switching techniques, for example. Our simulations demonstrate that approximately 50 such interruptions during the matter-field interaction time are satisfactory to achieve a sufficient degree of suppression of the decohering influence of the effects of the qubits' centre-of-mass motion. Even lower numbers can be made to work if one switches to the Uhrig decoupling sequence.

Acknowledgments

This work is supported by the BMBF project QK_QuOReP.

Appendix A. Baker-Hausdorff formulas

In this appendix we derive a general Baker-Hausdorff identity which is used in equation (20) in the main text. Let us define the unitary operator

$$\hat{U}(t) = e^{i\omega_t \hat{b}^\dagger \hat{b} t} e^{-i\omega_t \hat{b}^\dagger \hat{b} t - i|\gamma|\sqrt{n}(\hat{b} + \hat{b}^\dagger)t}, \quad (\text{A.1})$$

which fulfills the following equation of motion

$$\begin{aligned} \frac{d\hat{U}(t)}{dt} &= -i|\gamma|\sqrt{n}e^{i\omega_t \hat{b}^\dagger \hat{b} t}(\hat{b} + \hat{b}^\dagger)e^{-i\omega_t \hat{b}^\dagger \hat{b} t}\hat{U}(t) \\ &= \left(\hat{A}(t) + \hat{B}(t)\right)\hat{U}(t), \end{aligned} \quad (\text{A.2})$$

where

$$\hat{A}(t) = -i|\gamma|\sqrt{n}e^{-i\omega t}\hat{b}, \quad (\text{A.3})$$

$$\hat{B}(t) = -i|\gamma|\sqrt{n}e^{i\omega t}\hat{b}^\dagger. \quad (\text{A.4})$$

These operators obey the commutation relations

$$\left[\hat{A}(t), \hat{A}(t')\right] = \left[\hat{B}(t), \hat{B}(t')\right] = 0, \quad (\text{A.5})$$

$$\left[\hat{A}(t), \hat{B}(t')\right] = -|\gamma|^2 n e^{-i\omega(t-t')}. \quad (\text{A.6})$$

Consider now the operator \hat{V} defined as

$$\hat{V}(t) = e^{\int_0^t dt' \hat{B}(t')} e^{\int_0^t dt' \hat{A}(t')}, \quad (\text{A.7})$$

whose equation of motion is

$$\begin{aligned} \frac{d\hat{V}(t)}{dt} &= e^{\int_0^t dt' \hat{B}(t')} \left(\hat{B}(t) + \hat{A}(t) \right) e^{\int_0^t dt' \hat{A}(t')} \\ &= \left(\hat{B}(t) + e^{\int_0^t dt' \hat{B}(t')} \hat{A}(t) e^{-\int_0^t dt' \hat{B}(t')} \right) \hat{V}. \end{aligned} \quad (\text{A.8})$$

Now using the identity

$$e^{\hat{B}} \hat{A} e^{-\hat{B}} = \hat{A} + \left[\hat{B}, \hat{A} \right] + \frac{1}{2!} \left[\hat{B}, \left[\hat{B}, \hat{A} \right] \right] + \dots \quad (\text{A.9})$$

and the fact that the commutator of $\hat{A}(t)$ and $\hat{B}(t)$ is a number, the equation of motion for \hat{V} takes the form

$$\frac{d\hat{V}(t)}{dt} = \left(\hat{B}(t) + \hat{A}(t) + \int_0^t dt' \left[\hat{B}(t'), \hat{A}(t) \right] \right) \hat{V}. \quad (\text{A.10})$$

Now comparing (A.2) with (A.10) and with the aid that $\left[\hat{B}(t'), \hat{A}(t) \right]$ is a number, we get

$$\hat{U}(t) = e^{\int_0^t dt' \hat{B}(t')} e^{\int_0^t dt' \hat{A}(t')} e^{-\int_0^t dt' \int_0^{t'} dt'' \left[\hat{B}(t''), \hat{A}(t') \right]}. \quad (\text{A.11})$$

Another useful formula can be obtained

$$\begin{aligned} &e^{-i\omega t \hat{b}^\dagger \hat{b} t} e^{\int_0^t dt' \hat{B}(t')} e^{i\omega t \hat{b}^\dagger \hat{b} t} e^{-i\omega t \hat{b}^\dagger \hat{b} t} e^{\int_0^t dt' \hat{A}(t')} e^{i\omega t \hat{b}^\dagger \hat{b} t} e^{-\int_0^t dt' \int_0^{t'} dt'' \left[\hat{B}(t''), \hat{A}(t') \right]} \\ &= e^{-i|\gamma|\sqrt{n} \int_0^t dt' e^{i\omega t'} e^{-i\omega t} \hat{b}^\dagger} e^{-i|\gamma|\sqrt{n} \int_0^t dt' e^{-i\omega t'} e^{i\omega t} \hat{b}} e^{-|\gamma|^2 n \int_0^t dt' \int_0^{t'} dt'' e^{i\omega(t''-t')}} \\ &= e^{-\frac{|\gamma|\sqrt{n}}{\omega t} (1-e^{-i\omega t}) \hat{b}^\dagger} e^{\frac{|\gamma|\sqrt{n}}{\omega t} (1-e^{i\omega t}) \hat{b}} e^{-\frac{|\gamma|^2 n}{\omega t^2} (1-i\omega t - e^{-i\omega t})} \\ &= e^{i\Phi_n(t)} e^{-\alpha_n(t) \hat{b}^\dagger + \alpha_n^*(t) \hat{b}} = e^{-i\omega t \hat{b}^\dagger \hat{b} t} \hat{U}(t) e^{i\omega t \hat{b}^\dagger \hat{b} t}, \end{aligned} \quad (\text{A.12})$$

where we used the identity

$$e^{e^{-i\hat{B}} \hat{A} e^{i\hat{B}}} = \sum_{n=0}^{\infty} \frac{\left(e^{-i\hat{B}} \hat{A} e^{i\hat{B}} \right)^n}{n!} = \sum_{n=0}^{\infty} e^{-i\hat{B}} \frac{\hat{A}^n}{n!} e^{i\hat{B}} = e^{-i\hat{B}} e^{\hat{A}} e^{i\hat{B}}, \quad (\text{A.13})$$

and introduced the parameters

$$\alpha_n(t) = \frac{|\gamma|\sqrt{n}}{\omega t} (1 - e^{-i\omega t}), \quad (\text{A.14})$$

$$\Phi_n(t) = \frac{|\gamma|^2 n}{\omega t^2} (\omega t - \sin(\omega t)). \quad (\text{A.15})$$

Appendix B. The states of the radiation field emerging from the interactions

In this appendix we present the detailed structure of the states $|g_{ij}(t)\rangle$ ($i, j = 0, 1, 2$) which appear in equation (29) in the main text. They are defined by:

$$\begin{aligned}
|g_{10}(t)\rangle &= \sum_{n=0}^{\infty} \left(\frac{1}{\sqrt{2}} g_1^+(n, \tau) |\alpha_n(\tau) e^{-i\omega_t(T+\tau)}\rangle_{t,A} + \frac{1}{\sqrt{2}} g_1^-(n, \tau) |-\alpha_n(\tau) e^{-i\omega_t(T+\tau)}\rangle_{t,A} \right) \\
&\quad \times |n\rangle_{c,B} |0\rangle_{t,B} e^{-i\omega_c n t}, \\
|g_{01}(t)\rangle &= \sum_{n=0}^{\infty} \left(\frac{1}{\sqrt{2}} g_1^+(n, \tau) |\alpha_n(\tau)\rangle_{t,B} + \frac{1}{\sqrt{2}} g_1^-(n, \tau) |-\alpha_n(\tau)\rangle_{t,B} \right) |n\rangle_{c,B} |0\rangle_{t,A} e^{-i\omega_c n t}, \\
|g_{20}(t)\rangle &= \sum_{n=0}^{\infty} \left(\frac{1}{\sqrt{2}} g_2^+(n, \tau) |\alpha_{n+1}(\tau) e^{-i\omega_t(T+\tau)}\rangle_{t,A} \right. \\
&\quad \left. + \frac{1}{\sqrt{2}} g_2^-(n, \tau) |-\alpha_{n+1}(\tau) e^{-i\omega_t(T+\tau)}\rangle_{t,A} \right) |n\rangle_{c,B} |0\rangle_{t,B} e^{-i\omega_c n t}, \\
|g_{02}(t)\rangle &= \sum_{n=0}^{\infty} \left(\frac{1}{\sqrt{2}} g_2^+(n, \tau) |\alpha_{n+1}(\tau)\rangle_{t,B} + \frac{1}{\sqrt{2}} g_2^-(n, \tau) |-\alpha_{n+1}(\tau)\rangle_{t,B} \right) \\
&\quad \times |n\rangle_{c,B} |0\rangle_{t,A} e^{-i\omega_c n t}, \\
|g_{11}(t)\rangle &= \sum_{n=0}^{\infty} \left(\frac{g_1^+(n, \tau)}{2\sqrt{2}} e^{i|g|\sqrt{n}\tau + \Phi_n(\tau)} |\alpha_n(\tau) e^{-i\omega_t(T+\tau)}\rangle_{t,A} |\alpha_n(\tau)\rangle_{t,B} \right. \\
&\quad + \frac{g_1^+(n, \tau)}{2\sqrt{2}} e^{-i|g|\sqrt{n}\tau + \Phi_n(\tau)} |\alpha_n(\tau) e^{-i\omega_t(T+\tau)}\rangle_{t,A} |-\alpha_n(\tau)\rangle_{t,B} \\
&\quad + \frac{g_1^-(n, \tau)}{2\sqrt{2}} e^{i|g|\sqrt{n}\tau + \Phi_n(\tau)} |-\alpha_n(\tau) e^{-i\omega_t(T+\tau)}\rangle_{t,A} |\alpha_n(\tau)\rangle_{t,B} \\
&\quad \left. + \frac{g_1^-(n, \tau)}{2\sqrt{2}} e^{-i|g|\sqrt{n}\tau + \Phi_n(\tau)} |-\alpha_n(\tau) e^{-i\omega_t(T+\tau)}\rangle_{t,A} |-\alpha_n(\tau)\rangle_{t,B} \right) |n\rangle_{c,B} e^{-i\omega_c n t}, \\
|g_{12}(t)\rangle &= \sum_{n=0}^{\infty} \left(\frac{-g_1^+(n+1, \tau)}{2\sqrt{2}} e^{i|g|\sqrt{n+1}\tau + \Phi_{n+1}(\tau)} |\alpha_{n+1}(\tau) e^{-i\omega_t(T+\tau)}\rangle_{t,A} |\alpha_{n+1}(\tau)\rangle_{t,B} \right. \\
&\quad + \frac{g_1^+(n+1, \tau)}{2\sqrt{2}} e^{-i|g|\sqrt{n+1}\tau + \Phi_{n+1}(\tau)} |\alpha_{n+1}(\tau) e^{-i\omega_t(T+\tau)}\rangle_{t,A} |-\alpha_{n+1}(\tau)\rangle_{t,B} \\
&\quad - \frac{g_1^-(n+1, \tau)}{2\sqrt{2}} e^{i|g|\sqrt{n+1}\tau + \Phi_{n+1}(\tau)} |-\alpha_{n+1}(\tau) e^{-i\omega_t(T+\tau)}\rangle_{t,A} |\alpha_{n+1}(\tau)\rangle_{t,B} \\
&\quad \left. + \frac{g_1^-(n+1, \tau)}{2\sqrt{2}} e^{-i|g|\sqrt{n+1}\tau + \Phi_{n+1}(\tau)} |-\alpha_{n+1}(\tau) e^{-i\omega_t(T+\tau)}\rangle_{t,A} |-\alpha_{n+1}(\tau)\rangle_{t,B} \right) \\
&\quad \times |n\rangle_{c,B} e^{-i\omega_c n t},
\end{aligned}$$

$$\begin{aligned}
|g_{21}(t)\rangle &= \sum_{n=0}^{\infty} \left(\frac{g_2^+(n, \tau)}{2\sqrt{2}} e^{i|g|\sqrt{n}\tau + \Phi_n(\tau)} |\alpha_{n+1}(\tau) e^{-i\omega t(T+\tau)}\rangle_{t,A} |\alpha_n(\tau)\rangle_{t,B} \right. \\
&+ \frac{g_2^+(n, \tau)}{2\sqrt{2}} e^{-i|g|\sqrt{n}\tau + \Phi_n(\tau)} |\alpha_{n+1}(\tau) e^{-i\omega t(T+\tau)}\rangle_{t,A} |-\alpha_n(\tau)\rangle_{t,B} \\
&+ \frac{g_2^-(n, \tau)}{2\sqrt{2}} e^{i|g|\sqrt{n}\tau + \Phi_n(\tau)} |-\alpha_{n+1}(\tau) e^{-i\omega t(T+\tau)}\rangle_{t,A} |\alpha_n(\tau)\rangle_{t,B} \\
&+ \left. \frac{g_2^-(n, \tau)}{2\sqrt{2}} e^{-i|g|\sqrt{n}\tau + \Phi_n(\tau)} |-\alpha_{n+1}(\tau) e^{-i\omega t(T+\tau)}\rangle_{t,A} |-\alpha_n(\tau)\rangle_{t,B} \right) \\
&\times |n\rangle_{c,B} e^{-i\omega_c n t}, \\
|g_{22}(t)\rangle &= \sum_{n=0}^{\infty} \left(\frac{-g_2^+(n+1, \tau)}{2\sqrt{2}} e^{i|g|\sqrt{n+1}\tau + \Phi_{n+1}(\tau)} |\alpha_{n+2}(\tau) e^{-i\omega t(T+\tau)}\rangle_{t,A} |\alpha_{n+1}(\tau)\rangle_{t,B} \right. \\
&+ \frac{g_2^+(n+1, \tau)}{2\sqrt{2}} e^{-i|g|\sqrt{n+1}\tau + \Phi_{n+1}(\tau)} |\alpha_{n+2}(\tau) e^{-i\omega t(T+\tau)}\rangle_{t,A} |-\alpha_{n+1}(\tau)\rangle_{t,B} \\
&- \frac{g_2^-(n+1, \tau)}{2\sqrt{2}} e^{i|g|\sqrt{n+1}\tau + \Phi_{n+1}(\tau)} |-\alpha_{n+2}(\tau) e^{-i\omega t(T+\tau)}\rangle_{t,A} |\alpha_{n+1}(\tau)\rangle_{t,B} \\
&+ \left. \frac{g_2^-(n+1, \tau)}{2\sqrt{2}} e^{-i|g|\sqrt{n+1}\tau + \Phi_{n+1}(\tau)} |-\alpha_{n+2}(\tau) e^{-i\omega t(T+\tau)}\rangle_{t,A} |-\alpha_{n+1}(\tau)\rangle_{t,B} \right) \\
&\times |n\rangle_{c,B} e^{-i\omega_c n t},
\end{aligned}$$

with the normalized photon number states $|n\rangle_c$ ($n \in \mathbb{N}$) and

$$\begin{aligned}
g_1^+(n, t) &= f_n e^{i\frac{|\gamma|^2 n}{\omega t^2}(\omega t - \sin(\omega t))} e^{i|g|\sqrt{n}t}, \\
g_1^-(n, t) &= f_n e^{i\frac{|\gamma|^2 n}{\omega t^2}(\omega t - \sin(\omega t))} e^{-i|g|\sqrt{n}t}, \\
g_2^+(n, t) &= -f_{n+1} \frac{g}{|g|} e^{i\frac{|\gamma|^2(n+1)}{\omega t^2}(\omega t - \sin(\omega t))} e^{i|g|\sqrt{n+1}t}, \\
g_2^-(n, t) &= f_{n+1} \frac{g}{|g|} e^{i\frac{|\gamma|^2(n+1)}{\omega t^2}(\omega t - \sin(\omega t))} e^{-i|g|\sqrt{n+1}t}, \\
f_n &= e^{-|\alpha|^2/2} \frac{\alpha^n}{\sqrt{n!} 2\sqrt{2}}.
\end{aligned}$$

We are going to use the following identities

$$\begin{aligned}
\text{Tr}\{|\alpha_n(\tau)\rangle\langle\alpha_m(\tau)|\} &= e^{-\frac{|\gamma|^2}{\omega t^2} \left(1 - \cos(\omega t \tau)\right)} \left(\sqrt{n} - \sqrt{m}\right)^2, \\
\text{Tr}\{|-\alpha_n(\tau)\rangle\langle\alpha_m(\tau)|\} &= \text{Tr}\{|\alpha_n(\tau)\rangle\langle-\alpha_m(\tau)|\} \\
&= e^{-\frac{|\gamma|^2}{\omega t^2} \left(1 - \cos(\omega t \tau)\right)} \left(\sqrt{n} + \sqrt{m}\right)^2.
\end{aligned}$$

The coefficients of the field states in (33), $\hat{\rho}_F(t) = \sum_{i,j=0}^2 \sum_{n,m=0}^{\infty} a_{ij}(n, m) |n\rangle \langle m|$, emerged from the three-step interaction are defined by

$$\begin{aligned}
a_{00}(n, m) &= \frac{1}{4} e^{-|\alpha|^2} \frac{\alpha^n (\alpha^*)^m}{\sqrt{n!} \sqrt{m!}} e^{-i\omega_c t(n-m)}, \\
a_{10}(n, m) &= a_{01}(n, m) = \frac{1}{8} e^{-|\alpha|^2} \frac{\alpha^n (\alpha^*)^m}{\sqrt{n!} \sqrt{m!}} \times \\
&\times \left[\cos(|g|(\sqrt{n} - \sqrt{m})\tau) e^{-\frac{|g|^2}{\omega_t^2} (1 - \cos(\omega_t \tau)) (\sqrt{n} - \sqrt{m})^2} + \cos(|g|(\sqrt{n} + \sqrt{m})\tau) \right. \\
&\times \left. e^{-\frac{|g|^2}{\omega_t^2} (1 - \cos(\omega_t \tau)) (\sqrt{n} + \sqrt{m})^2} \right] e^{-i\left(\omega_c t - \frac{|g|^2}{\omega_t^2} (\omega_t \tau - \sin(\omega_t \tau))\right) (n-m)}, \\
a_{20}(n, m) &= a_{02}(n, m) = \frac{1}{8} e^{-|\alpha|^2} \frac{\alpha^{n+1} (\alpha^*)^{m+1}}{\sqrt{(n+1)!} \sqrt{(m+1)!}} \times \\
&\times \left[\cos(|g|(\sqrt{n+1} - \sqrt{m+1})\tau) e^{-\frac{|g|^2}{\omega_t^2} (1 - \cos(\omega_t \tau)) (\sqrt{n+1} - \sqrt{m+1})^2} \right. \\
&- \cos(|g|(\sqrt{n+1} + \sqrt{m+1})\tau) e^{-\frac{|g|^2}{\omega_t^2} (1 - \cos(\omega_t \tau)) (\sqrt{n+1} + \sqrt{m+1})^2} \left. \right] \times \\
&\times e^{-i\left(\omega_c t - \frac{|g|^2}{\omega_t^2} (\omega_t \tau - \sin(\omega_t \tau))\right) (n-m)}, \\
a_{11}(n, m) &= \frac{1}{16} e^{-|\alpha|^2} \frac{\alpha^n (\alpha^*)^m}{\sqrt{n!} \sqrt{m!}} \left[\cos^2(|g|(\sqrt{n} - \sqrt{m})\tau) e^{-\frac{2|g|^2}{\omega_t^2} (1 - \cos(\omega_t \tau)) (\sqrt{n} - \sqrt{m})^2} \right. \\
&+ \cos^2(|g|(\sqrt{n} + \sqrt{m})\tau) e^{-\frac{2|g|^2}{\omega_t^2} (1 - \cos(\omega_t \tau)) (\sqrt{n} + \sqrt{m})^2} + \left(\cos(2|g|\sqrt{n}\tau) \right. \\
&+ \left. \cos(2|g|\sqrt{m}\tau) \right) e^{-\frac{2|g|^2}{\omega_t^2} (1 - \cos(\omega_t \tau)) (n+m)} \left. \right] e^{-i\left(\omega_c t - \frac{2|g|^2}{\omega_t^2} (\omega_t \tau - \sin(\omega_t \tau))\right) (n-m)}, \\
a_{12}(n, m) &= \frac{1}{16} e^{-|\alpha|^2} \frac{\alpha^{n+1} (\alpha^*)^{m+1}}{\sqrt{(n+1)!} \sqrt{(m+1)!}} \left[\cos^2(|g|(\sqrt{n+1} - \sqrt{m+1})\tau) \times \right. \\
&\times e^{-\frac{2|g|^2}{\omega_t^2} (1 - \cos(\omega_t \tau)) (\sqrt{n+1} - \sqrt{m+1})^2} \\
&- \cos^2(|g|(\sqrt{n+1} + \sqrt{m+1})\tau) e^{-\frac{2|g|^2}{\omega_t^2} (1 - \cos(\omega_t \tau)) (\sqrt{n+1} + \sqrt{m+1})^2} \left. \right] \times \\
&\times e^{-i\left(\omega_c t - \frac{2|g|^2}{\omega_t^2} (\omega_t \tau - \sin(\omega_t \tau))\right) (n-m)},
\end{aligned}$$

$$\begin{aligned}
a_{21}(n, m) &= \frac{1}{16} e^{-|\alpha|^2} \frac{\alpha^{n+1} (\alpha^*)^{m+1}}{\sqrt{(n+1)!} \sqrt{(m+1)!}} \left[-\cos(|g|(\sqrt{n+1} + \sqrt{m+1})\tau) \times \right. \\
&\cos(|g|(\sqrt{n} + \sqrt{m})\tau) e^{-\frac{|\gamma|^2}{\omega_t^2} (1 - \cos(\omega_t \tau))} \{(\sqrt{n+1} + \sqrt{m+1})^2 + (\sqrt{n} + \sqrt{m})^2\} \\
&- \cos(|g|(\sqrt{n+1} + \sqrt{m+1})\tau) \cos(|g|(\sqrt{n} - \sqrt{m})\tau) \times \\
&\times e^{-\frac{|\gamma|^2}{\omega_t^2} (1 - \cos(\omega_t \tau))} \{(\sqrt{n+1} + \sqrt{m+1})^2 + (\sqrt{n} - \sqrt{m})^2\} \\
&+ \cos(|g|(\sqrt{n+1} - \sqrt{m+1})\tau) \cos(|g|(\sqrt{n} + \sqrt{m})\tau) \times \\
&\times e^{-\frac{|\gamma|^2}{\omega_t^2} (1 - \cos(\omega_t \tau))} \{(\sqrt{n+1} - \sqrt{m+1})^2 + (\sqrt{n} + \sqrt{m})^2\} \\
&+ \cos(|g|(\sqrt{n+1} - \sqrt{m+1})\tau) \cos(|g|(\sqrt{n} - \sqrt{m})\tau) \times \\
&\left. \times e^{-\frac{|\gamma|^2}{\omega_t^2} (1 - \cos(\omega_t \tau))} \{(\sqrt{n+1} - \sqrt{m+1})^2 + (\sqrt{n} - \sqrt{m})^2\} \right] e^{-i \left(\omega_c t - \frac{2|\gamma|^2}{\omega_t^2} (\omega_t \tau - \sin(\omega_t \tau)) \right) (n-m)},
\end{aligned}$$

$$\begin{aligned}
a_{22}(n, m) &= \frac{1}{16} e^{-|\alpha|^2} \frac{\alpha^{n+2} (\alpha^*)^{m+2}}{\sqrt{(n+2)!} \sqrt{(m+2)!}} \left[\cos(|g|(\sqrt{n+2} + \sqrt{m+2})\tau) \right. \\
&\cos(|g|(\sqrt{n+1} + \sqrt{m+1})\tau) e^{-\frac{|\gamma|^2}{\omega_t^2} (1 - \cos(\omega_t \tau))} \{(\sqrt{n+2} + \sqrt{m+2})^2 + (\sqrt{n+1} + \sqrt{m+1})^2\} \\
&- \cos(|g|(\sqrt{n+2} + \sqrt{m+2})\tau) \cos(|g|(\sqrt{n+1} - \sqrt{m+1})\tau) \times \\
&\times e^{-\frac{|\gamma|^2}{\omega_t^2} (1 - \cos(\omega_t \tau))} \{(\sqrt{n+2} + \sqrt{m+2})^2 + (\sqrt{n+1} - \sqrt{m+1})^2\} \\
&- \cos(|g|(\sqrt{n+2} - \sqrt{m+2})\tau) \cos(|g|(\sqrt{n+1} + \sqrt{m+1})\tau) \times \\
&\times e^{-\frac{|\gamma|^2}{\omega_t^2} (1 - \cos(\omega_t \tau))} \{(\sqrt{n+2} - \sqrt{m+2})^2 + (\sqrt{n+1} + \sqrt{m+1})^2\} \\
&+ \cos(|g|(\sqrt{n+2} - \sqrt{m+2})\tau) \cos(|g|(\sqrt{n+1} - \sqrt{m+1})\tau) \times \\
&\left. \times e^{-\frac{|\gamma|^2}{\omega_t^2} (1 - \cos(\omega_t \tau))} \{(\sqrt{n+2} - \sqrt{m+2})^2 + (\sqrt{n+1} - \sqrt{m+1})^2\} \right] e^{-i \left(\omega_c t - \frac{2|\gamma|^2}{\omega_t^2} (\omega_t \tau - \sin(\omega_t \tau)) \right) (n-m)}.
\end{aligned}$$

References

- [1] Briegel H J, Dür W, Cirac J I and Zoller P 1998 *Phys. Rev. Lett.* **81** 5932
- [2] Dür W, Briegel H J, Cirac J I and Zoller P 1999 *Phys. Rev. A* **59** 169
- [3] Zukowski M, Zeilinger A, Horne M A and Ekert A K 1993 *Phys. Rev. Lett.* **71** 4287
- [4] Bennett C H, Brassard G, Popescu S, Schumacher B, Smolin J A and Wootters W K 1996 *Phys. Rev. Lett.* **76** 722
- [5] Deutsch D, Ekert A, Jozsa R, Macchiavello C, Popescu S and Sanpera A 1996 *Phys. Rev. Lett.* **77** 2818
- [6] Sangouard N, Simon C, de Riedmatten H and Gisin N *Rev. Mod. Phys.* **83** 33, and references therein
- [7] van Loock P, Ladd T D, Sanaka K, Yamaguchi F, Nemoto K, Munro W J and Yamamoto Y 2006 *Phys. Rev. Lett.* **96** 240501
- [8] Ladd T D, van Loock P, Nemoto K, Munro W J and Yamamoto Y 2006 *New J. Phys.* **8** 184
- [9] van Loock P, Lütkenhaus N, Munro W J and Nemoto K 2008 *Phys. Rev. A* **78** 062319
- [10] Bernád J Z and Alber G 2013 *Phys. Rev. A* **87** 012311

- [11] W. P. Schleich 2001 *Quantum Optics in Phase Space* (Weinheim: Wiley-VCH)
- [12] Steinmetz T, Colombe Y, Hunger D, Hänsch T W and Balocchi A 2006 *Appl. Phys. Lett.* **89** 111110
- [13] Colombe Y, Steinmetz T, Dubois G, Linke F, Hunger D and Reichl J 2007 *Nature* **450** 272
- [14] Sangouard N, Dubessy R and Simon C 2009 *Phys. Rev. A* **79** 042340
- [15] Leibfried D, Meekhof D M, King B E, Monroe C, Itano W M and Wineland D J 1996 *Phys. Rev. Lett.* **77** 4281
- [16] Leibfried D, Blatt R, Monroe C and Wineland D 2003 *Rev. Mod. Phys.* **75** 281
- [17] Blatt R and Roos C F 2012 *Nature Phys.* **8** 277
- [18] Viola L and Lloyd S 1998 *Phys. Rev. A* **58** 2733
- [19] Viola L, Knill E and Lloyd S 1999 *Phys. Rev. Lett.* **82** 2417
- [20] Zanardi P 1999 *Phys. Lett. A* **258** 77
- [21] Vitali D and Tombesi P 1999 *Phys. Rev. A* **59** 4178
- [22] Facchi P, Lidar D A and Pascazio S 2004 *Phys. Rev. A* **69** 032314
- [23] Cirac J I, Zoller P, Kimble H J and Mabuchi H 1997 *Phys. Rev. Lett.* **78** 3221
- [24] van Enk S J, Cirac J I and Zoller P 1997 *Phys. Rev. Lett.* **79** 5178
- [25] Pellizzari T 1997 *Phys. Rev. Lett.* **79** 5242
- [26] Steiner M, Meyer H M, Deutsch Ch, Reichel J and Köhl M 2013 *Phys. Rev. Lett.* **110** 043003
- [27] Chefles A 2000 *Contemp. Phys.* **41** 401
- [28] Chefles A 1998 *Phys. Lett. A* **239** 399
- [29] Kleinmann M, Kampermann H and Bruss D 2010 *Phys. Rev. A* **81** 020304
- [30] Bergou J A, Herzog U and Hillery M 2004 *Lect. Notes Phys.* **649** 417
- [31] Helstrom C W 1976 *Quantum Detection and Estimation Theory* (New York: Academic)
- [32] Holevo A S 1972 *Trans. Moscow Math. Soc.* **26** 133
- [33] Hayashi M 2006 *Quantum Information* (Berlin: Springer)
- [34] Haeberlen U 1976 *High Resolution NMR in Solids* (Advances in Magnetic Resonance Series, Academic)
- [35] Hahn E L 1950 *Phys. Rev.* **80** 580
- [36] McKeever J, Boca A, Boozer A D, Buck J R and Kimble H J 2003 *Nature* **425** 268
- [37] Uhrig G S 2007 *Phys. Rev. Lett.* **98** 100504