

Radar Cross Section of Moving Objects

H. Gholizade*

Engineering Science Department, University of Tehran, Tehran, Iran.

Abstract

I investigate the effects of movement on radar cross section calculations. The results show that relativistic effects (the constant velocity case) can change the RCS of moving targets by changing the incident plane wave field vectors. As in the Doppler effect, the changes in the fields are proportional to $\frac{v}{c}$. For accelerated objects, using the Newtonian equations of motion yields an effective electric field (or effective current density) on the object due to the finite mass of the conducting electrons. The results indicate that the magnetic moment of an accelerated object is different from that of an un-accelerated object, and this difference can change the RCS of the object. Results for moving sphere and non-uniformly rotating sphere are given and compared with static ($\mathbf{v}=0$) case.

arXiv:1306.4691v1 [physics.class-ph] 19 Jun 2013

* gholizade@ut.ac.ir

I. INTRODUCTION

After Einstein's theory of relativity, we know that some quantities, such as four-vectors, have a norm which is invariant under Lorentz transformations. Maxwell's equations have a relativistic nature and we can calculate the relativistic effects on their solutions. The most well known effect is the Doppler effect. The Doppler effect can be described by the phase invariance of the wave equation. The relativistic Doppler effect has new consequences, indescribable in the Newtonian point of view. For example, the transverse Doppler effect, i.e., when the source velocity and the propagation direction are orthogonal. In the non-relativistic Doppler effect, the frequency change is proportional to the cosine of the relative angle between the directions of velocity and propagation. But in the relativistic case, we know that if $\cos(\theta) = 0$ then we have a frequency shift [1]. This effect is different from the rotational Doppler effect, because a rotating frame is not an inertial frame, so we can not use the special theory of relativity to describe its physics. In the case of rotating frames, we can use "Franklin" transformation [2]. In relativity the linear velocity of rotating frame is $v(r) = c \tanh(\frac{r\omega}{c})$ against $v(r) = r\omega$. Several authors discuss about relativistic corrections of EM fields for both constant velocity and rotating frames [3–14]. At first sight, it seems that relativistic effects can not be detected, but we know that relativistic effects in engineering can be considered [15]. In this paper I focus on both relativistic effects (constant velocity) and non-relativistic effects (accelerated objects) on the scattering process that can change the differential scattering cross section of the scatterer. (The differential scattering cross section is proportional to the radar cross section in engineering [16] by the factor 4π .) I ignore the changes in frequency due to target movement (the Doppler effect), changes in the incident angles, charge and current densities, target and source relative distances, and only investigate the changes in the fields and their effects on the scattering cross section. In this paper I focus on multi-static RCS (differential cross section), and express it as a perturbative series ($\sigma = \sigma_0(1 + \delta)$) up to $\frac{v}{c}$ order. I also solve equations for simple case (moving sphere) and compare the results with static case ($\mathbf{v} = 0$). In the relativistic case, I use standard Lorentz transformations to find the observed fields in the different frames. This process can be found in most textbooks [1, 16]. In the case of accelerated motion, I use the effect of the conducting electrons' finite mass (the Stewart–Tolman effect) [17] and its effects on the current distribution. The result of Stewart–Tolman effect can be collected

as an effected magnetic moment [17]. The scattering cross section in Rayleigh region was calculated for non- uniformly rotating sphere. First, I give a short review of the special theory of relativity in Section II. Section III discusses the RCS of moving objects. Section IV investigates the effects of target acceleration on the RCS, and the results for a simple model (Rayleigh scattering for a conducting sphere) are given.

II. RELATIVITY IN ELECTRODYNAMICS

Let K and K' be inertial frames and suppose that K' moves with constant velocity \mathbf{v} relative to K . The observer O (i.e., in frame K) measures the electromagnetic fields \mathbf{H} , \mathbf{E} , and observer O' (in frame K') also measures the same fields as \mathbf{H}' and \mathbf{E}' . To obtain the relation between the fields in the two frames, we can use the field strength tensor [1]:

$$F^{\mu\nu} = \partial^\mu A^\nu - \partial^\nu A^\mu. \quad (1)$$

Here, A^μ ($\mu = 0, 1, 2, 3$) is the potential four-vector. The transformed tensor in the frame K' can be written as

$$F'^{\mu\nu} = \frac{\partial x'^\mu}{\partial x^\alpha} \frac{\partial x'^\nu}{\partial x^\beta} F^{\alpha\beta}. \quad (2)$$

Using the Lorentz transformation for x'^μ we find the following relation between the fields in the two frames [1, 16]:

$$\begin{aligned} \mathbf{E}' &= \gamma(\mathbf{E} + \boldsymbol{\beta} \times \mathbf{B}) - \frac{\gamma^2}{\gamma + 1} \boldsymbol{\beta}(\boldsymbol{\beta} \cdot \mathbf{E}), \\ \mathbf{B}' &= \gamma(\mathbf{B} - \boldsymbol{\beta} \times \mathbf{E}) - \frac{\gamma^2}{\gamma + 1} \boldsymbol{\beta}(\boldsymbol{\beta} \cdot \mathbf{B}). \end{aligned} \quad (3)$$

If we keep only terms of order $\frac{v}{c}$, then [1, 16] ($\boldsymbol{\beta} = \frac{\mathbf{v}}{c}$, $\gamma^{-1} = \sqrt{1 - \beta^2}$):

$$\begin{aligned} \mathbf{E}' &= \mathbf{E} + \boldsymbol{\beta} \times \mathbf{B}, \\ \mathbf{B}' &= \mathbf{B} - \boldsymbol{\beta} \times \mathbf{E}. \end{aligned} \quad (4)$$

Therefore, as the moving observer sees a different frequency, they measure different fields also. The order of this difference is proportional to $\frac{v}{c}$, as in the Doppler effect.

III. THE RCS OF A MOVING CONDUCTOR

When a conductor (or dielectric) moves with respect to a source, then, according to Section II, the electromagnetic fields change in amplitude, direction, and frequency. These

changes are very small compared to the original fields, so we can expand the scattered fields in terms of $\frac{v}{c}$. According to standard text books [16], the scattered field can be represented by

$$\mathbf{H}'^s(r) = \frac{1}{4\pi} \int_{s'} [(\hat{n}' \times \mathbf{H}'^T) \times \nabla', \psi_0] ds', \quad (5)$$

$$\mathbf{E}'^s(r) = \frac{1}{4\pi} \int_{s'} [\nu\omega'\mu'(\hat{n}' \times \mathbf{H}'^T)\psi_0 + (\hat{n}' \cdot \mathbf{E}'^T) \times \nabla'\psi_0] ds', \quad (6)$$

where ψ_0 is the free space Green's function [18]:

$$\psi_0 = \frac{e^{ik|\mathbf{r}-\mathbf{r}'|}}{|\mathbf{r}-\mathbf{r}'|}.$$

\mathbf{H}'^T and \mathbf{E}'^T are the total electromagnetic fields at the surface of the scatterer,

$$\mathbf{H}'^T = \mathbf{H}'^i + \mathbf{H}'^s, \quad (7)$$

$$\mathbf{E}'^T = \mathbf{E}'^i + \mathbf{E}'^s. \quad (8)$$

The \mathbf{H}^{0i} is the radiating field in frame K and \mathbf{H}'^i (\mathbf{H}'^s) is the incoming (scattered) field in frame K' . The relation between \mathbf{H}'^0 and \mathbf{H}^i is

$$\mathbf{H}'^i = \mathbf{H}^{0i} - \delta\mathbf{H}', \quad (9)$$

$$\delta\mathbf{H}' = \beta \times \mathbf{E}^i.$$

Inserting these equations into (6), we obtain

$$\mathbf{H}'^s(r) = \frac{1}{4\pi} \int_{s'} [(\hat{n}' \times (\mathbf{H}'^{0T} + \delta\mathbf{H}')) \times \nabla'\psi_0] ds'. \quad (10)$$

$$\mathbf{H}'^s(r) = \mathbf{H}^{0s}(r) - \delta\mathbf{H}'^s,$$

$$\delta\mathbf{H}'^s = \frac{1}{4\pi} \int_{s'} [(\hat{n}' \times \delta\mathbf{H}') \times \nabla'\psi_0] ds'. \quad (11)$$

Here, $\mathbf{H}^{0s}(r)$ is the scattering field when the relative velocity of K and K' is zero. It must be mentioned here that I ignore the relativistic effects that change the normal vector, the free space Green's function, and ds' , and assume that all these quantities are the same as when K' is at rest with respect to K . Using Lorentz transformation by inserting $\mathbf{v} \rightarrow -\mathbf{v}$, we obtain fields in K frame. Keeping only terms of order $\frac{v}{c}$ then the scattered field in frame K is:

$$\mathbf{H}^s = \mathbf{H}^{0s} + \delta\mathbf{H}^s, \quad (12)$$

$$\delta\mathbf{H} = \delta\mathbf{H}'^s - \beta \times \mathbf{E}^s.$$

The radar cross section (RCS) is [18]

$$\sigma = 4\pi r^2 \frac{\mathbf{H}^{s*} \cdot \mathbf{H}^s}{\mathbf{H}^{i*} \cdot \mathbf{H}^i}. \quad (13)$$

By expanding the denominator,

$$\sigma = 4\pi r^2 (\mathbf{H}^{s*} \cdot \mathbf{H}^s) \left(\sum_{l=0}^{\infty} \sum_{m=-l}^l \frac{4\pi}{2l+1} \frac{|\delta H^i|^l}{|H^{0i}|^{l+1}} Y_{l,m}'(\theta', \phi') Y_{l,m}(\theta, \phi) \right)^2. \quad (14)$$

The velocity of the moving object is very small compared to the velocity of light, therefore we can write

$$\delta \mathbf{H}^i \ll \mathbf{H}^i.$$

In this situation, we may keep only the first and second terms in expansion.

$$\sigma \simeq 4\pi r^2 (\mathbf{H}^{s*} \cdot \mathbf{H}^s)^2 \left(\frac{4\pi}{H^i} Y_{0,0}'(\theta', \phi') Y_{0,0}(\theta, \phi) + \frac{4\pi}{3} \frac{\delta H^i}{H^{0i^2}} \sum_{m=-1}^1 [Y_{1,m}'(\theta', \phi') Y_{1,m}(\theta, \phi)] \right)^2. \quad (15)$$

$$\sigma \simeq \sigma^0 + \frac{8\pi}{3} \sigma^0 \frac{\delta H^i}{H^{0i}} \sum_{m=-1}^1 Y_{1,m}'(\theta', \phi') Y_{1,m}(\theta, \phi) + 2 \frac{\mathbf{H}^{0s} \cdot \delta \mathbf{H}^s}{H^{0i^2}}, \quad (16)$$

where in above equation we have

$$\begin{aligned} \mathbf{H}^s &= \mathbf{H}^{0s} + \delta \mathbf{H}^s, \\ \sigma^0 &= 4\pi r^2 \frac{\mathbf{H}^{0s*} \cdot \mathbf{H}^{0s}}{\mathbf{H}^{0i*} \cdot \mathbf{H}^{0i}}. \end{aligned} \quad (17)$$

In equations (15, 16) θ', ϕ' (θ, ϕ) are the angles of $\delta \mathbf{H}^i$ (\mathbf{H}^i) in spherical polar coordinates. It is evident that θ', ϕ' contains the information about the direction of motion. The third term in (16) can written as

$$\begin{aligned} &2 \frac{H^{0s^2}}{H^{0i^2}} \frac{\delta H^s}{H^{0s}} \cos(\gamma) \\ &= 2\sigma^0 \frac{\delta H^s}{H^{0s}} \cos(\gamma). \end{aligned} \quad (18)$$

The order of this correction is proportional to $\frac{v}{c}$. It must be noted that the boundary condition for the total fields \mathbf{H}^T and \mathbf{H}^s must be satisfied [3, 20]. Collecting results, we can write following result for RCS up to order $\frac{v}{c}$ as:

$$\sigma = \sigma^0 \left(1 + \frac{8\pi}{3} \frac{\delta H^i}{H^{0i}} \sum_{m=-1}^1 Y_{1,m}'(\theta', \phi') Y_{1,m}(\theta, \phi) + 2 \frac{\delta H^s}{H^{0s}} \cos(\gamma) \right). \quad (19)$$

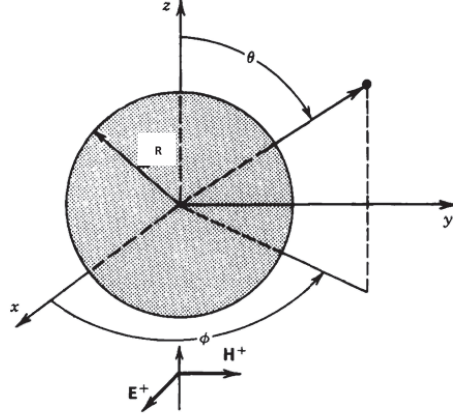


FIG. 1. Geometry of incident plane wave and sphere.

Equation (19) has convenience form for relativistic corrections, because all quantities are represented as static ($v = 0$) fields. As an example I assume a sphere with radius R and moving with velocity $\mathbf{v} = v\hat{x}$. For simplicity I set (as shown in figure (1)):

$$\mathbf{E}^i = E_0\hat{x}e^{-ikr\cos(\theta)}. \quad (20)$$

In this case we have:

$$\beta \times \mathbf{E}^i = 0. \quad (21)$$

By above simplification; the only corrections in RCS are due to last term in equation (12) i.e. $-\beta \times \mathbf{E}^s$. According to standard text books, [16, 18, 19], the scattered fields at far field limit for sphere can be written as:

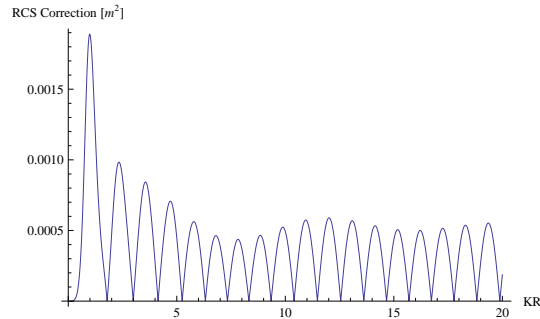


FIG. 2. Relativistic corrections for mono static RCS as a function of kR (R is sphere radius) for $\beta = 10^{-5}$. This figure can be compared with figure (4) that indicate the mono-static RCS of same sphere. The ratio of relativistic corrections and static RCS is (approximately) of order 10^{-4} .

$$E_r^s \cong 0, \quad (22)$$

$$E_\theta^s \cong \iota E_0 \frac{\exp(-\iota kr)}{kr} f(\theta, \phi), \quad (23)$$

$$E_\phi^s \cong \iota E_0 \frac{\exp(-\iota kr)}{kr} g(\theta, \phi). \quad (24)$$

With definitions:

$$f(\theta, \phi) = \cos(\phi) \sum_{n=1}^{\infty} \iota^n \left\{ b_n \sin(\theta) \frac{\partial P_n^1(\cos(\theta))}{\partial \cos(\theta)} - c_n \frac{P_n^1(\cos(\theta))}{\sin(\theta)} \right\}, \quad (25)$$

$$g(\theta, \phi) = \sin(\phi) \sum_{n=1}^{\infty} \iota^n \left\{ b_n \frac{P_n^1(\cos(\theta))}{\sin(\theta)} - c_n \sin(\theta) \frac{\partial P_n^1(\cos(\theta))}{\partial \cos(\theta)} \right\},$$

$$a_n = \iota^{-n} \frac{(2n+1)}{n(n+1)},$$

$$b_n = -a_n \frac{((1+n)j_n(kR) - kRj_{1+n}(kR))}{((1+n)h_n^{(2)}(kR) - kRh_{1+n}^{(2)}(kR))},$$

$$c_n = -a_n \frac{j_n(kR)}{h_n^{(2)}(kR)}.$$

the results are shown in figures (1,2) for sphere moving with $v = 10^3 m/s$. In figure (2) the results are shown for relativistic corrections for mono-static RCS and we can compare it with figure (4) that shows mono- static RCS for same geometry. The order of corrections is $(-30dBm \longleftrightarrow -40dBm)$. Comparing this results with mono-static RCS of sphere $(1dBm \longleftrightarrow 10dBm)$ shows that the relativistic corrections and static RCS ratio approximately of order $(-40 dBm)$. This result is predictable, because we expect that the relativistic

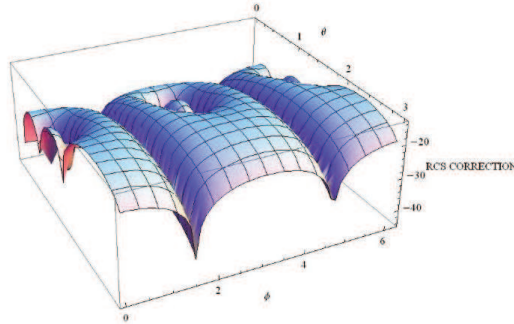


FIG. 3. The RCS relativistic corrections as a function of θ, ϕ and $kR = 1, \beta = 10^{-5}$.

corrections in first order are of order $\beta = \frac{v}{c}$.

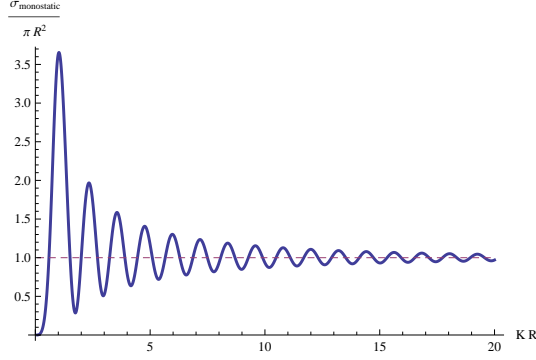


FIG. 4. Mono- static RCS for sphere as a function of kR .

IV. THE EFFECT OF TARGET ACCELERATION ON THE RCS

In the previous section, I only studied the case of constant velocity (the special theory of relativity) and its effects on the scattering of the electromagnetic waves. In this section, I will discuss the case of acceleration of the target and the possible effects of this acceleration. All the relations are based on Newtonian mechanics and I don't discuss accelerated frames in relativity. The effect of acceleration can be taken into account by assuming inertial forces on the conduction electrons [17]. This effective force on an electron is $-m_e \dot{\mathbf{v}}$ and this is equivalent to an electric field $\frac{-m_e \dot{\mathbf{v}}}{e}$ [17].

$$\mathbf{E}' = \mathbf{E} + \frac{m_e \dot{\mathbf{v}}}{e}. \quad (26)$$

If we assume that $\mathbf{v} = \mathbf{u} + \vec{\Omega} \times \mathbf{r}$, where \mathbf{u} is the linear velocity and $\vec{\Omega}$ is the angular velocity, then we have ($\mu_r = 1$)

$$\nabla \times \mathbf{E}' = -\mu_0 \frac{\partial \mathbf{H}'}{\partial t}. \quad (27)$$

In (27), \mathbf{H}' is [17]

$$\mathbf{H}' = \mathbf{H} - 2m_e \frac{\vec{\Omega}}{e\mu_0}. \quad (28)$$

It can be shown [17] that solving the variable magnetic field near a non-uniformly rotating body is equivalent to solving the problem of a body at rest in a uniform external magnetic field:

$$\mathbf{H}_{equ} = 2m_e \frac{\vec{\Omega}}{e\mu_0}. \quad (29)$$

According to the above equations, when a conducting sphere with $\mu_r=1$ lies in a uniform periodic external field, its magnetic moment is $V\alpha\mathbf{H}$; where V is the volume of the sphere,

a is the radius of the sphere, and [17]

$$\alpha = -\frac{3}{2}\left[1 - \frac{3}{a^2\kappa^2} + \frac{3}{a\kappa} \cot(a\kappa)\right] \quad (30)$$

$$\kappa = \frac{1 + \iota}{\delta}.$$

Here, δ is the penetration depth. In the case of a non-uniformly rotating sphere, we have ($\delta \ll a$)[17]:

$$\mathbf{m} = \frac{m_e a^5 \varsigma}{15e\mu_0} \frac{d\vec{\Omega}}{dt}. \quad (31)$$

In (31), ς is the conductivity of the sphere. If the incident wavelength is very large compared to the radius of the sphere (Rayleigh scattering), then we can use the following relations between the incident and the scattered fields [16]:

$$\mathbf{E}_{inc} = \mathbf{d}_0 E_0 \exp(\imath k \mathbf{n}_0 \cdot \mathbf{r}), \quad (32)$$

$$\mathbf{E}_{sc} = \frac{k^2 \exp(\imath kr)}{4\pi\epsilon_0 r} [(\mathbf{n} \times \mathbf{p}) \times \mathbf{n}] - \frac{\mu_0 \exp(\imath kr)}{4\pi r c} [\hat{\phi} \sin(\theta) \frac{\partial^2 m(t)}{\partial t^2}].$$

In the above equations, \mathbf{d}_0 , \mathbf{n}_0 (\mathbf{d} , \mathbf{n}) are the incident (scattered) electric field polarization and plane wave propagation direction, respectively (\mathbf{p} is the electric dipole moment of the sphere and I assumed that $\mathbf{m}(t) = m(t)\hat{k}$). The first term represents the electric dipole scattering and the second term is the electric field radiating from the time dependent magnetic moment. In this case, the differential scattering cross section ($\frac{\sigma}{4\pi}$) becomes

$$\frac{d\sigma}{d\Omega} = \left| \frac{k^2}{4\pi\epsilon_0 E_0} (\mathbf{p} \cdot \mathbf{d}^*) \mathbf{d} + \frac{\mu_0}{4\pi E_0 c} \hat{\phi} \sin(\theta) \frac{\partial^2 m(t)}{\partial t^2} \right|^2. \quad (33)$$

For the special definition of \mathbf{d}_0 , \mathbf{n}_0 , \mathbf{d} , \mathbf{n} , as shown in Figure (5), we have

$$\frac{d\sigma_{\parallel}}{d\Omega} = \frac{k^4 a^6}{2} \cos^2(\theta) + \frac{1}{2} \left(\frac{\mu_0 \ddot{m}(t) \sin(\theta)}{4\pi c E_0} \right)^2 \quad (34)$$

$$\frac{d\sigma_{\perp}}{d\Omega} = \frac{k^4 a^6}{2} + \frac{1}{2} \left(\frac{\mu_0 \ddot{m}(t) \sin(\theta)}{4\pi c E_0} \right)^2.$$

It is evident that the resulting scattering cross section is completely different from the non-rotating case. An unusual result appears in (34), and the scattering cross section depends on the incident electric field strength. This is an indication of the presence of nonlinear effects in the scattering process.

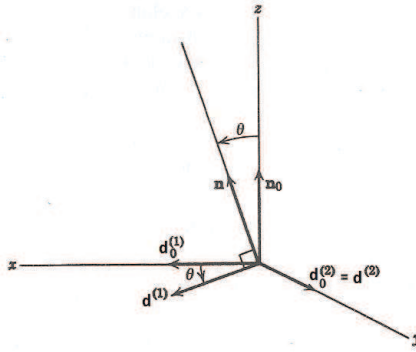


FIG. 5. The geometry of the incident and scattered fields.

V. RESULTS AND DISCUSSION

In the present paper, I investigated the possible effects of target movement on the scattering cross section, i.e., the RCS. The theoretical calculations show that when the target has a velocity with respect to the source, then the incident plane wave parameters change. These changes include the frequency (the Doppler effect), the incident angles, and the field vectors (\mathbf{E} , \mathbf{H}) (in magnitude and direction). I only studied the changes in the fields and the results showed that a moving target RCS is different from the motionless (standing or static) case. This difference arises from changes in the electric and magnetic fields due to relativistic effects (constant velocity case) and non-relativistic effects (an accelerated object). When the object moves with constant velocity then, according to the special theory of relativity, the observer that moves with the object measures different field vectors and frequencies. The changes in the frequency can be explained by the phase invariance of the energy-momentum four-vector $(h\nu/c, \mathbf{p})$ under Lorentz transformations for the incident photons. The field changes can be obtained from the field strength tensor transformation. As with the Doppler effect, the order magnitude of the changes in the field is proportional to $\frac{v}{c}$. This means that the moving corrections are very small compared to the static case, as with the Doppler effect. When the incident frequency is on the order of MHz–GHz, we can measure the Doppler frequency, but in the case of fields, the strength of the field is not large enough, and so the detection of relativistic effects becomes difficult. For accelerated frames, I used the results of Newtonian mechanics and added an inertia force to the conducting electrons' equation of motion. This is equivalent to changes in the effective electric field

(or current density). When we use the effective electric field or effective current density, it can be shown [17] that the magnetic moment of the accelerated object depends on the angular acceleration (not the total acceleration). This means that the magnetic moment of a non-uniformly rotating sphere is different from that of a non-rotating one. Changes in the magnetic moment directly change the RCS, and the differential scattering cross section was calculated in the Rayleigh scattering regime. In this paper, I used the far-field limit of the radiating electromagnetic fields with a time-dependent magnetic moment, and didn't solve Maxwell's equations. For a non-uniformly rotating sphere, the solution outside of the sphere is similar to that for a non-rotating one, i.e., $\Delta\mathbf{H}' = 0$. On the surface of the sphere, \mathbf{H}' is continuous, and outside the sphere, at infinity, \mathbf{H}' becomes $-\mathbf{H}_{equ}$. The effect of a non-uniform rotation in a ring appears as an e.m.f and is known as the *Stewart-Tolman* effect. The other possible effects of this movement, such as small surface deformations and thermal effects, were not included in this paper. These effects generally depend on the shape and structure of the moving object and can be investigated as independent parameters in RCS calculation.

VI. ACKNOWLEDGMENTS

I would like to thank the Research Council of the University of Tehran and the Institute for Research and Planning in Higher Education for financial support and grants provided under contract No. 138-569.

-
- [1] L. D. Landau, E. M. Lifshitz, *The Classical Theory of Fields*, Fourth edition, Pergamon Press, (1987), Steven Weinberg, *Gravitation and Cosmology*, John Willey, (1972); Hans Stephani, *Relativity*, Third Edition, Cambridge University Press, (2004).
 - [2] M. Nouri-Zonoz, H. Ramazani-Aval and R. Gharachahi, On rotation and rotating frames: Franklin transformation and its modification, arXiv:1208.1913v1 [gr-qc] 9 Aug (2012); Eds. G. Rizzi and M. L. Ruggiero *Relativity in Rotating Frames: Relativistic Physics in Rotating Reference Frames*, Kluwer academic publishers, (2004).
 - [3] Jean G. Van Bladel, *Electromagnetic Fields*, Wiley, IEEE Press (2007); D. De Zutter and J. Van Bladel, Scattering by cylinders in translational motion, IEE Microwaves, Optics and

- Acoustics 1, 192-196 (1977); D. De Zutter, Fourier analysis of the signal scattered by three-dimensional objects in translational motion, *Appl.Sci. Res.* 36, 241-256 and 257-269 (1980).
- [4] J. Van Bladel, Foucault currents in a conducting sphere moving with constant velocity, *IEE Proc.A* 135, 463-469 (1988); J. Van Bladel, Rotating dielectric sphere in a low frequency field, *Proc. IEEE* 67, 1654-1655 (1979).
- [5] T. Shiozawa, Phenomenological and electron-theoretical study of the electrodynamics of rotating systems, *Proc. IEEE* 61, 1694-1702 (1973).
- [6] D. De Zutter, Scattering by a rotating dielectric sphere, *IEEE Trans. AP* 28, 643-651 (1980); D. De Zutter and D. Goethals, Scattering by a rotating conducting sphere, *IEEE Trans. AP* 32, 95-98 (1984); D. De Zutter, Scattering by a rotating circular cylinder with finite conductivity, *IEEE Trans. AP* 31, 166-169 (1983); D. De Zutter, Reflections from linearly vibrating objects: plane mirror at oblique incidence, *IEEE Trans. AP* 30, 898-903 (1982).
- [7] C. T. Tai, On the presentation of Maxwell's theory, *Proc. IEEE* 60, 936-945 (1972).
- [8] P. J. Scanlon, R. N. Henriksen, and J. R. Allen, Approaches to electromagnetic induction, *Am. J. Phys.* 37, 698-708 (1969).
- [9] I. J. Lahaie and D. L. Sengupta, Scattering of electromagnetic waves by a slowly rotating rectangular metal plate, *IEEE Trans. AP* 27, 40-46 (1979).
- [10] A. C. Polycarpou, C. A. Balanis, and A. Stefanov, Helicopter rotor-blade modulation of antenna radiation characteristics, *IEEE Trans. AP* 49, 688-696 (2001).
- [11] J. Van Bladel, Electromagnetic fields in the presence of rotating bodies, *Proc. IEEE* 64, 301-318 (1976).
- [12] K. Tanaka, Scattering of electromagnetic waves by a rotating perfectly conducting cylinder with arbitrary cross section: point matching method, *IEEE Trans. AP* 28, 796-803 (1980).
- [13] R. Graglia, A. Freni, and G. Pelosi, A finite element approaches to the electromagnetic interaction with rotating penetrable cylinders of arbitrary cross-section, *IEEE Trans. AP* 41, 635-650 (1993).
- [14] B. M. Petrov, Spectral characteristics of the scatter field from a rotating impedance cylinder in uniform motion, *Radio Eng. Electron. Phys. (USSR)* (English transl.) 17, 1431-1437 (1972).
- [15] Navigation Signal Timing and Ranging Global Positioning System (NAVSTAR GPS); Aeronautics and Space Engineering Board, National Research Council, *The Global Positioning System: A Shared National Asset*, National Academies Press, (1997); P. Daly, Electronics and

- Communication Engineering Journal, Volume 5, Issue 6, 349–357, (1993).
- [16] J. Jackson, *Classical Electrodynamics*, Third edition, John Wiley, (1999).
- [17] L. D. Landau, E. M. Lifshitz, *Electrodynamics of Continuous Media*, Second edition, Pergamon Press, (1984).
- [18] G. T. Ruck et al., *Radar Cross Section Handbook*, Plenum Press, (1970); J. J. Bowman et al., *Electromagnetic and Acoustic Scattering by Simple Shapes*, North-Holland Publishing Co., (1969).
- [19] C. A. Balanis, *Advanced Engineering Electromagnetics*, John Wiley, (1989).
- [20] R. C. Tolman, *Relativity thermodynamics and cosmology*, Oxford University Press, (1949).