

# A note on the electrostatic energy of two point charges

A C Tort\*

Instituto de Física

Universidade Federal do Rio de Janeiro

Caixa Postal 68.528; CEP 21941-972 Rio de Janeiro, Brazil

June 13, 2013

## Abstract

The electrostatic field energy due to two fixed point-like charges shows some peculiar features concerning the distribution in space of the field energy density of the system. Here we discuss the evaluation of the field energy and the mathematical details that lead to those peculiar and non-intuitive physical features.

---

\*email: tort@if.ufrj.br.

## 1 Introduction

The electrostatic energy of two point charges is given by the simple expression

$$U_{12} = \frac{1}{4\pi\epsilon_0} \frac{q_1 q_2}{R}, \quad (1)$$

where  $R$  is distance between the charges the values of which are  $q_1$  and  $q_2$ . If the charges have the same algebraical sign the electrostatic energy is positive but if the algebraical signs are not equal then electrostatic energy is negative. Equation (1) is interpreted as a potential energy due to the spatial configuration of the charges. If constraints forces are removed this energy will be transformed into kinetic energy of the charges. On the other hand, from the field point of view the energy of an electrostatic system is given by the expression

$$U = \frac{1}{2\epsilon_0} \iiint \|\mathbf{E}(P)\|^2 dV \geq 0, \quad (2)$$

where  $\mathbf{E}(P)$  is the total field of the electrostatic system at a point  $P$  of the space, that is

$$\mathbf{E}(P) = \mathbf{E}_1(P) + \mathbf{E}_2(P). \quad (3)$$

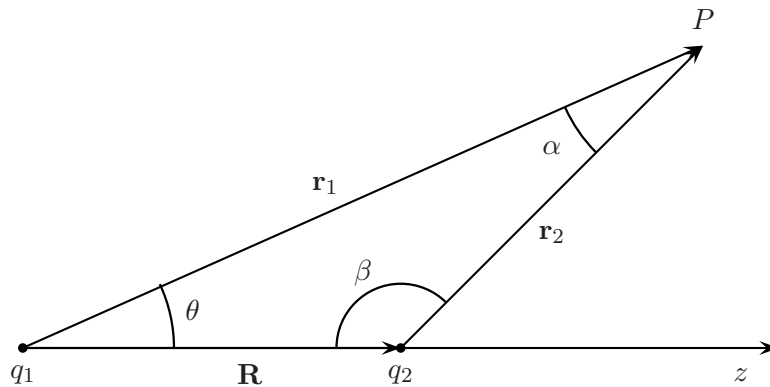


Figure 1: Geometry for the evaluation of the interaction energy of two point charges.

The field energy can be split into three separate contributions

$$\frac{\epsilon_0}{2} \iiint \mathbf{E}^2(P) dV = \frac{\epsilon_0}{2} \iiint \mathbf{E}_1^2(P) dV + \frac{\epsilon_0}{2} \iiint \mathbf{E}_2^2(P) dV + \epsilon_0 \iiint \mathbf{E}_1(P) \cdot \mathbf{E}_2(P) dV. \quad (4)$$

The first two terms on RHS of (4) can be interpreted as the (divergent) self-energies of the point charges and in a classical context simply hid under the rug. The crossed term is interpreted as the interaction energy of the two charges and must reproduce (1), that is

$$\epsilon_0 \iiint \mathbf{E}_1(P) \cdot \mathbf{E}_2(P) dV = \frac{1}{4\pi\epsilon_0} \frac{q_1 q_2}{R}, \quad (5)$$

but this must be proved by explicit evaluation of the integral.

The first time the author heard of this problem was when he was reading the first edition of reference [1] where it was presented as an advanced problem in a special chapter at the end of the book. The challenge was to prove that the potential energy point of view and the field energy one were not incompatible. Recently, in a paper on the role of field energy in introductory physics courses Hilborn [2] commented on this and some peculiar features concerning the distribution in space of the field energy of the system. To understand these features consider for simplicity two equal positive charges then (1) there is a spherical region centered at one of the charges that does not contribute to the total interaction energy; (2) this region can be divided into two subregions that contribute with algebraically opposite energies and the amount of negative energy is very small when compared with the total energy, and finally 90% of the field energy lies in a limited part of the space, see the appendix in [2]. Here the present author will try to show to the interested reader the details of those peculiar and non-intuitive aspects by performing explicitly the calculations.

## 2 Evaluation of the electrostatic energy

It is convenient to use spherical coordinates with the origin at one of the charges and the polar  $z$ -axis along the line that passes through both, see Figure 1. Let us set  $q_1 = q_2 = e$ . The crossed term reads

$$\mathbf{E}_1 \cdot \mathbf{E}_2 = \frac{e^2}{(4\pi\epsilon_0)^2 r_1^2 r_2^2} \mathbf{e}_{r_1} \cdot \mathbf{e}_{r_2}. \quad (6)$$

Now we introduce, see Figure 1

$$\mathbf{r}_1 = \mathbf{R} + \mathbf{r}_2 \quad (7)$$

hence

$$r_2^2 = r_1^2 + R^2 - 2r_1 R \cos \theta, \quad (8)$$

and, see Figure 1

$$\hat{e}_{r_1} \cdot \hat{e}_{r_2} = \cos \alpha. \quad (9)$$

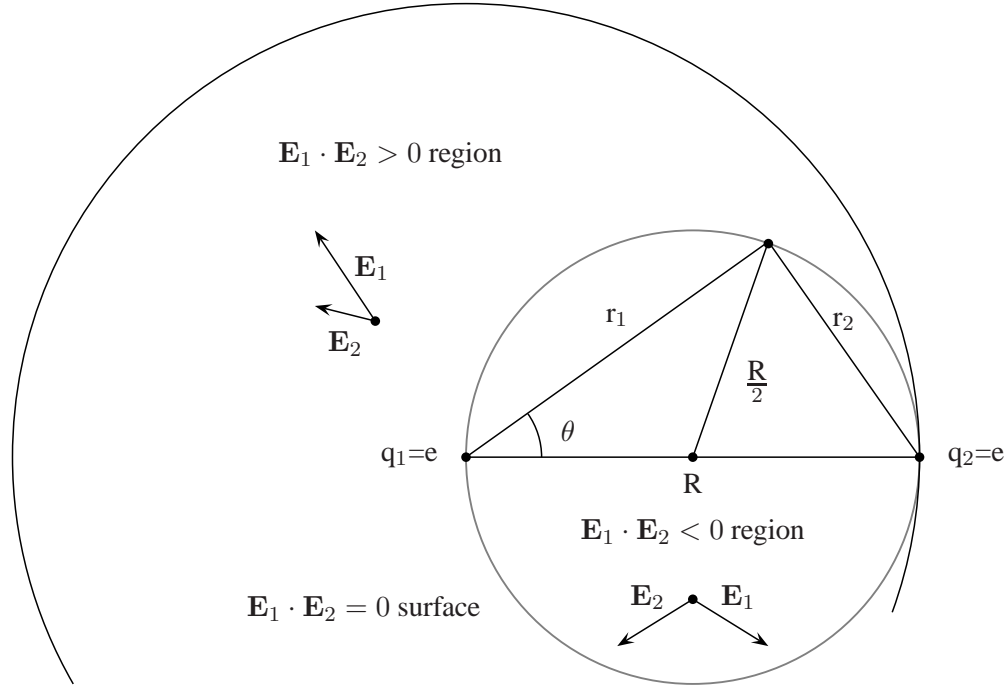


Figure 2: The distribution of the electrostatic energy density for two equal positive point charges.

Therefore

$$\mathbf{E}_1 \cdot \mathbf{E}_2 = \frac{e^2}{(4\pi\epsilon_0)^2} \frac{\cos \alpha}{r_1^2 (r_1^2 + R^2 - 2r_1 R \cos \theta)}. \quad (10)$$

To relate  $\alpha$  and  $\theta$  we apply the sine law to the triangle in Figure 1

$$\frac{R}{\sin \alpha} = \frac{r_2}{\sin \theta}. \quad (11)$$

Combining this relation with the fundamental trigonometric identity  $\cos^2 \alpha + \sin^2 \alpha = 1$ , we find after some simple manipulations

$$\cos \alpha = \sqrt{1 - \frac{R^2}{r_2^2} (1 - \cos^2 \theta)}. \quad (12)$$

Now we take (8) into the equation above and after some simplifications we get

$$1 - \frac{R^2}{r_2^2} (1 - \cos^2 \theta) = \frac{(r_1 - R \cos \theta)^2}{r_1^2 + R^2 - 2r_1 R \cos \theta}. \quad (13)$$

It follows that

$$\cos \alpha = \frac{r_1 - R \cos \theta}{\sqrt{r_1^2 + R^2 - 2r_1 R \cos \theta}}, \quad (14)$$

and

$$\mathbf{E}_1 \cdot \mathbf{E}_2 = \frac{e^2}{(4\pi\epsilon_0)^2} \frac{r_1 - R \cos \theta}{r_1^2 (r_1^2 + R^2 - 2r_1 R \cos \theta)^{3/2}}. \quad (15)$$

Therefore we must now compute

$$U_{12} = \epsilon_0 \times \frac{e^2}{(4\pi\epsilon_0)^2} \int_0^\infty r_1^2 dr_1 \int_\Omega \frac{r_1 - R \cos \theta}{r_1^2 (r_1^2 + R^2 - 2r_1 R \cos \theta)^{3/2}} d\Omega \quad (16)$$

where  $d\Omega = \sin \theta d\theta d\phi$ . The integration over the azimuthal angle is trivial and yields a factor  $2\pi$ , and upon introducing the variable  $\xi = \cos \theta$  we have

$$U_{12} = \frac{e^2}{8\pi\epsilon_0} \int_0^\infty f(r_1) dr_1, \quad (17)$$

where we have defined

$$f(r_1) = \int_{-1}^{+1} \frac{r_1 - R\xi}{(r_1^2 + R^2 - 2r_1 R\xi)^{3/2}} d\xi. \quad (18)$$

This integral can be evaluated straightforwardly and because  $R > 0$ ,  $r_1 > 0$ , we can write the result as

$$f(r_1) = \frac{|R - r_1|(R + r_1) - (R + r_1)(R - r_1)}{|R - r_1|(R + r_1)r_1^2}. \quad (19)$$

To proceed we must consider separately two cases.

Case  $r_1 < R$ . In this case it is easily seen that

$$f(r_1) = 0. \quad (20)$$

This means that inside of an imaginary sphere of radius equal to  $R$ , the interaction energy of the two charges is zero.

Case  $r_1 > R$ . In this case, Eq. (19) yields

$$f(r_1) = \frac{2}{r_1^2}. \quad (21)$$

Taking this result into Eq. (17) we obtain the expected result

$$U_{12} = \frac{e^2}{4\pi\epsilon_0} \int_R^\infty \frac{dr_1}{r_1^2} = \frac{e^2}{4\pi\epsilon_0 R}. \quad (22)$$

Notice that if we set the upper limit equal to  $10R$ , then a simple calculation shows that

$$U'_{12} = \frac{e^2}{4\pi\epsilon_0} \int_R^{10R} \frac{dr_1}{r_1^2} = \frac{9}{10} \frac{e^2}{4\pi\epsilon_0 R}, \quad (23)$$

that is, as stated in [2], 90% of energy is contained between two spheres, one of radius  $R$  and the other one of radius  $10R$ . If the charges are not identical, all we have to do is replace  $e^2$  by  $q_1q_2$ .

### 3 The energy density distribution

Though the final result is the one we expected the way it was obtained reveals some details that are somewhat surprising, to wit, the part of the field energy that corresponds to the interaction energy of the two point charges comes from the region  $r > R$ . The region  $r < R$  makes no contribution at all. This conclusion agrees with reference [2]. How can this physically be?

To answer this question we must first realize that the electrostatic interaction energy density of the system is essentially given by the dot product of the fields. In the case of two positive identical charges it is not difficult to see that the angle between the fields, let us denote it by  $\alpha$  as before, is obtuse near the charges and acute far away from them, see Figure 2. In fact, the negative contributions comes from a spherical region of radius equal to  $R/2$  centered at the midpoint between the two charges, see Figure 2. The positive contribution comes from the rest. The volume of the spherical region is smaller than the volume of the rest, but the fields are more intense near the charges than far away from them. Therefore, we conclude that in the end there is a cancellation between the corresponding contributions and this is reason why the entire region  $r < R$  makes no contribution at all to the final result. The electrostatic field energy of this system comes from the region  $R < r < \infty$ .

Inside the region  $r < R$  there is a surface that separates the negative energy density region from the positive one. On this surface the fields are perpendicular to each other and the energy density is null. This can be seen from Eq. (15). The dot product between the fields is zero if and only if

$$r_1 = R \cos \theta, \quad (24)$$

but if we inspect Figure 2 this relation is a consequence of Thales' theorem that states that any triangle inscribed in a semicircle is a right triangle which is the case of the triangle formed by the three segments of line whose lengths are  $r_1$ ,  $r_2$ , and  $R$ . It follows easily that on the spherical surface of radius equal to  $R/2$  the fields are perpendicular to each other and consequently the interaction energy is zero.

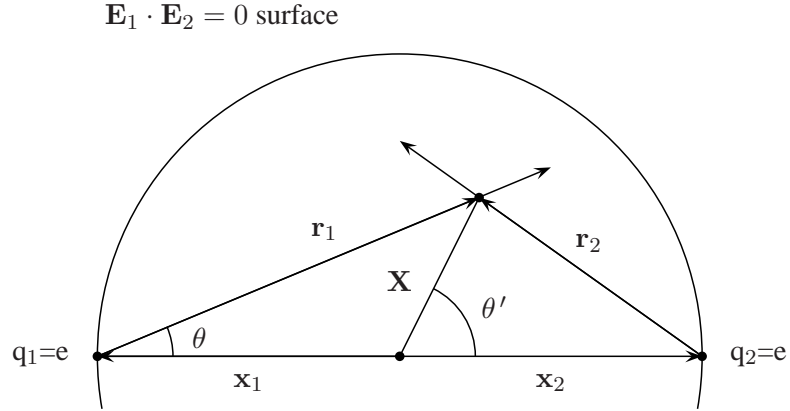


Figure 3: Geometry for the evaluation of the negative energy density contribution.

#### 4 The ratio between negative and positive energy

Let us now evaluate the ratio between negative and positive field interaction energy. The hard part is the evaluation of the contribution of the negative energy. In order to perform this calculation some geometrical transformations will have to be made. Consider Figure 3. In order to shift the origin of the coordinate system to the midpoint between the charges we introduce the position vectors of the charges with respect to the midpoint,  $\mathbf{x}_1$  and  $\mathbf{x}_2$ , such that  $\mathbf{x}_1 + \mathbf{x}_2 = 0$  and  $\|\mathbf{x}_1\| = \|\mathbf{x}_2\| = R/2$ . We introduce also the position vector  $\mathbf{X}$  of an arbitrary point  $P$  with respect to the midpoint. Notice that the magnitude  $\|\mathbf{X}\| = X$  of this vector lies in the interval  $0 \leq X \leq R/2$ . The new polar angle is  $\theta'$  and the following vector relations are easily seen to hold

$$\mathbf{r}_1 = \mathbf{x}_2 + \mathbf{X}; \quad \mathbf{r}_2 = -\mathbf{x}_2 + \mathbf{X}. \quad (25)$$

The interaction energy as before depends on the dot product

$$\mathbf{E}_1 \cdot \mathbf{E}_2 = \frac{e^2}{(4\pi\epsilon_0)^2 r_1^2 r_2^2} \mathbf{e}_{r_1} \cdot \mathbf{e}_{r_2} = \frac{e^2}{(4\pi\epsilon_0)^2 r_1^2 r_2^2} \frac{\mathbf{r}_1}{r_1} \cdot \frac{\mathbf{r}_2}{r_2}. \quad (26)$$

From the vector relations above it follows that

$$r_1^2 = \frac{R^2}{4} + X^2 + RX \cos \theta', \quad (27)$$

and

$$r_2^2 = \frac{R^2}{4} + X^2 - RX \cos \theta'. \quad (28)$$

We also have

$$\frac{\mathbf{r}_1}{r_1} \cdot \frac{\mathbf{r}_2}{r_2} = \frac{X^2 - \frac{R^2}{4}}{r_1 r_2}. \quad (29)$$

Defining the adimensional variable

$$u := \frac{X}{R}, \quad 0 \leq u \leq 1, \quad (30)$$

the field energy content of this region  $A_{12}$  can be written as

$$A_{12} = U_{12} \int_0^{1/2} du u^2 \left( u^2 - \frac{1}{4} \right) \int_0^1 \frac{d\xi}{\left( \frac{1}{4} + u^2 + u\xi \right)^{3/2} \left( \frac{1}{4} + u^2 - u\xi \right)^{3/2}}, \quad (31)$$

where  $\xi := \cos \theta'$ . The integral in  $\xi$  is

$$\int_0^1 \frac{d\xi}{\left( \frac{1}{4} + u^2 + u\xi \right)^{3/2} \left( \frac{1}{4} + u^2 - u\xi \right)^{3/2}} = \frac{64}{\|2u - 1\| (2u + 1) (16u^4 + 8u^2 + 1)}, \quad (32)$$

and after performing the integral in  $u$  we obtain

$$A_{12} = -U_{12} \frac{\pi - 2}{4}. \quad (33)$$

In order to get zero energy inside the spherical region of radius  $R$  centered at one of the charges we must have an equal amount of a positive contribution  $B_{12}$

$$B_{12} = +U_{12} \frac{\pi - 2}{4}. \quad (34)$$

Therefore the ratio of the negative energy to the positive energy is

$$\frac{A_{12}}{U_{12} + B_{12}} = - \left( \frac{\pi - 2}{\pi + 2} \right) \approx -0.2220. \quad (35)$$

This means that the negative energy content is considerable less than the positive energy one.

## 5 Final remarks

To conclude let us call the reader's attention to two points. The first one is that if the point charges have opposite algebraic signs then as before there will still be a sphere centered at one of the charges of radius equal to their separation inside of which the total content of energy is zero, but the energy contained in the smaller sphere of radius  $R/2$  will be positive and the rest of the energy will be negative. This can be easily seen by sketching the dot product  $\mathbf{E}_1 \cdot \mathbf{E}_2$ .

The second one is that all calculations done for the configuration considered here – *mutatis muntandis* – apply to the corresponding gravitational case. The content of energy stored in the gravitational field is given by

$$U = -\frac{1}{8\pi G} \iiint \mathbf{g}^2(P) dV, \quad (36)$$



where  $\mathbf{g}(P)$  is the resultant field at a point  $P$ . For a gravitational configuration similar to the electrostatic one considered here  $\mathbf{g}(P) = \mathbf{g}_1(P) + \mathbf{g}_2(P)$ , and depending on the model we choose for the mass distribution we will not need to hid infinities due to self-energies under the rug. The same can be said about charge distributions, though here we dealt with point charges.

## References

- [1] Purcell E *Electricity and Magnetism* Berkeley Physics Course Vol. 2 1/e See final chapter – Further Problems – Problem 2.30 (McGraw-Hill: New York) 1965.
- [2] Hilborn C R *What Should be the Role of Field Energy in Introductory Physics Course* ArXiv: 1305.1220