

On the asymptotic evolution of finite energy Airy wavefunctions

Pedro Chamorro-Posada,^{1,*} Julio Sánchez-Curto,¹ Alejandro B. Aceves,² and Graham S. McDonald³

¹*Departamento de Teoría de la Señal y Comunicaciones e Ingeniería Telemática,
Universidad de Valladolid, ETSI Telecomunicación, Paseo Belén 15, 47011 Valladolid, Spain*

²*Department of Mathematics, Southern Methodist University, Clements Hall 221, Dallas, TX 75275, USA*

³*Joule Physics Laboratory, School of Computing,
Science and Engineering, Materials and Physics Research Centre,
University of Salford, Salford M5 4WT, United Kingdom*

In general, there is an inverse relation between the degree of localization of a wavefunction of a certain class and its transform representation dictated by the scaling property of the Fourier transform. We report that in the case of finite energy Airy wavepackets a simultaneous increase in their localization in the direct and transform domains can be obtained as the apodization parameter is varied. One consequence of this is that the far field diffraction rate of a finite energy Airy beam decreases as the beam localization at the launch plane increases. We analyse the asymptotic properties of finite energy Airy wavefunctions using the stationary phase method. We obtain one dominant contribution to the long term evolution that admits a Gaussian-like approximation, which displays the expected reduction of its broadening rate as the input localization is increased.

Airy wavefunctions [1] describe nondiffracting optical beams, nondispersing optical pulses in fibers or nonspreading quantum wavepackets. They have a number of remarkable properties. As self-bending beams, their trajectories can be ballistically controlled [2]. Also, the main beam characteristics are recovered after the blockage of its central lobe along the propagation path. This has been named the self-healing property of Airy beams [3]. Among other applications, Airy beams have been proposed for particle micromanipulation [4], the reduction of the beam scintillation due to atmospheric turbulence [5] or for nonlinear optical applications [6, 7]. The outstanding properties of Airy wavepackets are not limited to the field of optics and their interest extends to any physical system described by a Schrödinger-type evolution equation, such as in the realization of steerable electronic wavepackets [8].

Pure Airy waveforms are associated with optical beams of infinite energy. Some sort of truncation is required to produce finite energy solutions that keep the main characteristics of Airy beams over a limited propagation distance and can be used in experimental and theoretical investigations. The exponential apodization of the initial beam profile proposed by Siviloglou and Christodoulides [9] is the most widely used approximation to the infinite energy Airy beam.

In this letter, we highlight a new intriguing property of the finite energy Airy wavepackets. Normally, the scaling property of the Fourier transform dictates that a higher localization of a wavepacket of a certain class results in a lower localization of its transform representation. This is, for instance, the expected behavior of a Gaussian wavefunction as dictated by the uncertainty principle: if we reduce the uncertainty of its position (time) the indetermination of its momentum (energy) increases. For finite

energy Airy wavefunctions this is not the case, and localization is increased simultaneously in its direct and transform representations, always within the limits imposed by the uncertainty principle shown in Figure 4 (a) which we also proved analytically. For an optical beam, this has the associated remarkable consequence that the far field asymptotic diffraction broadening of the solution decreases as the spatial localization of the initial condition is increased.

In this work, by use of asymptotic analysis we describe the evolution of finite energy Airy wavepackets. While the results are discussed in terms of optical beam propagation, they equally apply to the dynamics of any system described by the Schrödinger equation. Analyses of the propagation properties of Airy beams using asymptotic methods have been presented in [10–13]. Here we concentrate on characteristics of finite energy Airy beams obtained from the stationary phase method. This approach permits to identify a particularly relevant contribution to the beam dynamics that admits a Gaussian-type approximation. This approximate mode has Gaussian phase and amplitude, plus a nontrivial factor that produces a shift of the beam intensity peak position relative to that of the Gaussian term. Then, as it was commented above, it is found that the localization in the far field is correlated with that of the initial condition whereas the asymptotic evolution of the beam intensity peak value is nearly the same at all degrees of initial localization. We identify the regions of validity of this approximation that extend relatively close to the illumination plane.

The Schrödinger equation $j\partial_{\zeta}u + 1/2\partial_{\xi\xi}u = 0$ has an exact finite energy Airy beam solution[9]

$$u(\xi, \zeta) = \text{Ai}\left(\xi - (\zeta/2)^2 + ja\zeta\right) \times \exp\left(a\xi - a\zeta^2/2 + j\left(-\zeta^3/12 + a^2\zeta/2 + \xi\zeta/2\right)\right) \quad (1)$$

which reduces to a pure Airy beam [1] when $a = 0$. For $a \geq 1$, the field at $\zeta = 0$ and $\xi < 0$ is negligible and

* pedcha@tel.uva.es

the oscillations of the Airy function at negative values of the argument are effectively washed out from the initial condition, which becomes very close to a bell-shaped lobe with nearly constant phase. The rms width of the input beam achieves its minimum value at $a \simeq 0.63$. We will be primarily interested in the behavior of these solutions at the smaller values of a since the simultaneous localization increase in the direct and transform domains ceases to exist above a certain value of a , as discussed below.

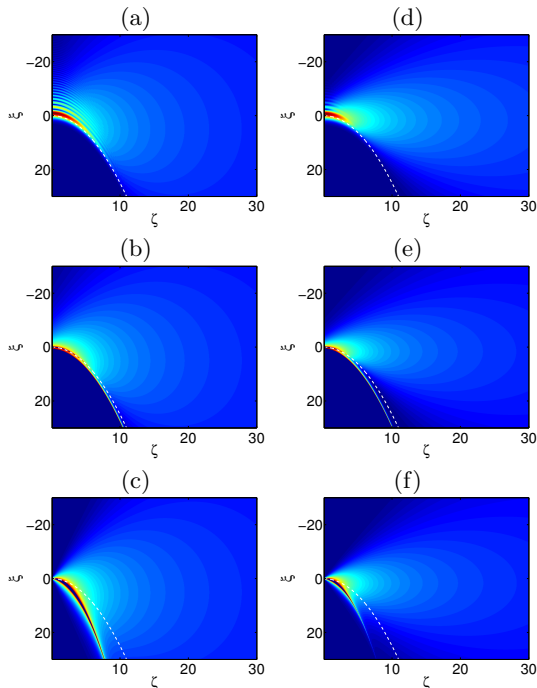


FIG. 1. (a) Amplitude of an exact Airy $a = 0.1$ beam, (b) asymptotic term u_1 (c) the Gaussian-like mode. (d), (e) and (f) are the corresponding results for the $a = 0.3$ beam.

In order to obtain the beam asymptotics we start with the initial condition $u(\xi, 0) = \text{Ai}(\xi) \exp(a\xi)$. Its Fourier transform provides the angular spectrum

$$U(k_\xi, \zeta = 0) = \exp\left(a^3/3 - ak_\xi^2 + j\frac{1}{3}(k_\xi^3 - k_\xi a^2)\right). \quad (2)$$

So, the degree of localization of the solution increases with a simultaneously in the spatial and spectral domains. For an arbitrary ζ , the beam Fourier transform is obtained by a direct multiplication with the Fresnel diffraction operator $U(k_\xi, \zeta) = U(k_\xi, \zeta = 0) \exp(-jk_\xi^2 \zeta/2)$ which, upon inverse transforming, gives the beam evolution

$$u(\xi, \zeta) = \frac{\exp(a^3/3)}{2\pi} \int_{-\infty}^{\infty} \exp(-ak_\xi^2) \exp(j\zeta h(k_\xi; \xi, \zeta)) dk_\xi \quad (3)$$

with $h(k_\xi; \xi, \zeta) = -\frac{k_\xi^2}{2} + \frac{1}{\zeta} \left(k_\xi \xi + \frac{1}{3} (k_\xi^3 - k_\xi a^2) \right)$. For large ζ , the integral in (3) can be evaluated asymptot-

ically using the stationary phase method. We define $\delta = (\xi - a^2/3)/\zeta$.

The two roots of $h'(k_\xi) = 0$

$$c_l = \zeta/2 \left(1 + (-1)^l \sqrt{1 - 4\delta/\zeta} \right) \quad l = 1, 2 \quad (4)$$

give two contributions to the expansion $u(\xi, \zeta) \sim u_1(\xi, \zeta) + u_2(\xi, \zeta)$ at $\zeta \rightarrow \infty$ with

$$u_l = \frac{\exp(a^3/3 + (-1)^l j\pi/4) \exp(-ac_l^2 + j\zeta h(c_l))}{\sqrt{2\pi} \sqrt{(-1)^l \zeta h''(c_l)}}, \quad (5)$$

$h''(c_1) = -\sqrt{1 - 4\delta/\zeta}$ and $h''(c_2) = \sqrt{1 - 4\delta/\zeta}$, where the prime has been used to denote the derivative of the function. $h(c_l) = -c_l(\zeta/6 + \delta/3 - \delta/\zeta) + \delta\zeta/6$. Both u_1 and u_2 become singular at $\delta = \zeta/4$ where $h''(c_1)$ and $h''(c_2)$ are null. This happens at the caustic $\xi = a^2/3 + \zeta^2/4$ of the Airy beam. For $a = 0$, both stationary points produce complex conjugate contributions to the transverse standard Airy function at $\delta < \zeta/4$. For $a > 0$, the exponential $\exp(-ac_l^2)$ in (5) creates an asymmetry in the two terms. For a not too small (the asymptotic analysis will not hold if $a = O(1/\zeta)$ or smaller), the contribution u_2 is highly localized at the caustic, it decays very fast as we move away from it and it is negligible for most (ξ, ζ) at distances sufficiently far from the illumination plane. In this work we are primarily concerned with the behavior at long distances from the source in the region close to the optical axis, so we will use the results provided by the asymptotic approximation above the caustic, where $u(\xi, \zeta) \sim u_1(\xi, \zeta)$.

To the lowest order in δ u_1 can be approximated, for ζ sufficiently large, by a Gaussian-like distribution

$$u_a(\xi, \zeta) \simeq \frac{\exp(a^3/3 - j\pi/4)}{\sqrt{2\pi(\zeta - 2\delta)}} \exp(-a\delta^2) \exp\left(j\zeta \frac{\delta^2}{2}\right). \quad (6)$$

Figure 1 shows the amplitudes of the exact finite energy Airy beams (1) and the distributions of the dominant asymptotic term u_1 and the approximate Gaussian-like mode u_a for $a = 0.1$ and $a = 0.3$. The caustic is marked as a dashed line in all plots and, in order to ease the visual comparison between the plots, the amplitude has been truncated to the maximum value reached in Figure 1 (a) in all cases. Even though the asymptotic solutions in Figure 1 are represented in the whole (ξ, ζ) plane they are strictly defined and meaningful only above the caustic that includes the far-field region of interest in the ζ direction.

The amplitudes and phases of the exact solution (1), the asymptotic leading contribution above the caustic u_1 (5) and the Gaussian-like mode (6) are compared in Figure 2 for three different propagation distances: $\zeta_0 = 10, 20$ and 40 . In all cases, the Gaussian-like approximation is plotted only for $|\delta| < 1$ and, for $\zeta_0 = 10$, the asymptotic solution u_1 is displayed only above the beam caustic. The figure shows that u_1 is an accurate representation of the beam at large ζ except when we are very close to the

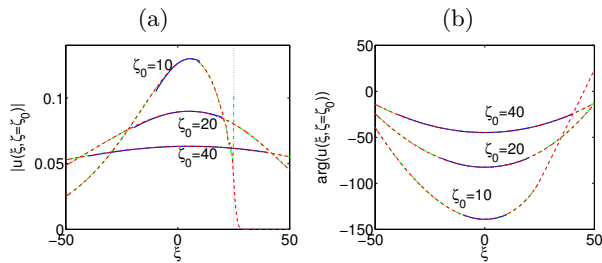


FIG. 2. Amplitude (a) and phase (b), for $a = 0.1$, of the exact Airy beam u (dashed) u_1 (dashed-dotted green) and u_a (solid) at three values of ζ_0 . Vertical dotted line marks the caustic at $\zeta_0 = 10$.

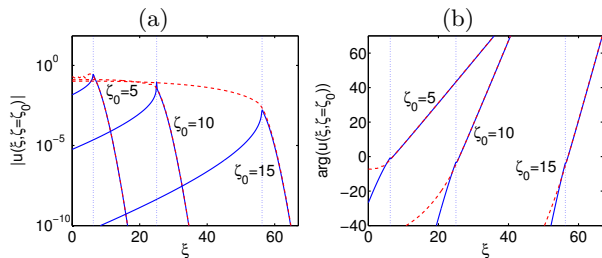


FIG. 3. Amplitude (a) and phase (b), for $a = 0.1$, of the exact Airy beam u (dashed) and u_2 (solid) at three values of ζ_0 . Vertical lines mark the caustic at each ζ_0 .

caustic and that the Gaussian-like approximation is very good for $|\delta| < 1$.

If $\delta > \zeta/4$ the stationary points are complex and the integral (3) must be evaluated using the steepest descent method [14]. Nevertheless, we note that the u_2 term correctly describes the beam asymptotics in this region as shown in Figure 3 where the amplitudes (a) and phases (b) of the exact solution and u_2 (5) are compared below the caustic. The sign of the imaginary part of h in $\exp(-j\zeta h(c_l))$ in (5) at large ζ makes u_1 to diverge and u_2 to decrease exponentially in this region. The asymptotic behavior of the beam is then given by $u(\xi, \zeta) \sim u_1(\xi, \zeta)$ if $\delta < \zeta/4$ and $u_2(\xi, \zeta)$ if $\delta > \zeta/4$. The asymptotic expansion is conventionally smoothed out close to the turning point with an Airy function [14] that in our case is trivially the initial Airy beam.

Our study shows that the input beam width $\Delta\xi \simeq a^{-1}$ decreases as a increases. The spectral width of the input conditions is $\Delta k_\xi \simeq 1/\sqrt{2a}$ according to (2) and diminishes as the transverse localization of the beam increases. Consistently, at a given ζ the beam width of the Gaussian term that dominates the transverse localization properties of the beam is $\zeta/\sqrt{2a}$, showing the unexpected decrease of the diffraction induced beam broadening rate as the initial localization increases. This is illustrated in Figure 1. Whereas $a = 0.1$ imposes a lower degree of localization than $a = 0.3$ in the input conditions, the far field beam broadening is slower in the $a = 0.3$ case, with a stronger initial transverse confinement.

The product $\Delta\xi\Delta k_\xi \simeq 1/\sqrt{2a}^{-3/2}$ decreases with a

until a minimum value is reached, always within the limits of the uncertainty principle. The minimum value of the product of the rms spatial and spectral widths is $\sigma_\xi\sigma_k \simeq 0.83$ at $a \simeq 0.757$. Therefore, the simultaneous localization increase in ξ and k spaces is limited to a given range of a . For larger values of a , for which the oscillatory Airy tail is washed out, the rms spatial width starts to grow slightly faster than the inverse spectral rms width. The existence of this limit permits to reconcile the space-momentum localization properties of finite-energy Airy wavefunctions with the uncertainty principle. The dependence with a of $\sigma_\xi, \sigma_{k_\xi}$ and their product is shown in Fig. 4(a).

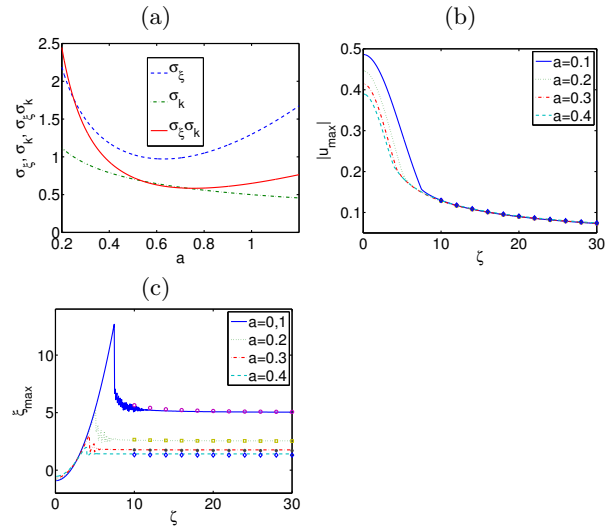


FIG. 4. (a) RMS spatial σ_ξ and spectral σ_k widths of a finite-energy Airy function and $\sigma_\xi\sigma_k$ as a function of a . (b) Peak amplitude of the Airy beam (lines) and u_a (points), (c) corresponding positions of beam maxima.

Even though the transverse beam profile is dominated by the Gaussian term that peaks at $\xi = a^2/3$, the particular dependence of the square root in the denominator with ζ and ξ shifts the beam center to $\xi_{max} \sim 1/(2a) + a^2/3$ for large ζ and $\delta \ll \zeta$. At the peak position, $\delta(\xi_{max}, \zeta) = 1/(2a\zeta)$. Therefore, the asymptotic evolution of the peak amplitude is $|u_a(\xi = \xi_{max}, \zeta)| \sim \exp(a^3/3) / \sqrt{2\pi\zeta}$. Since $\exp(a^3/3) \simeq 1$ for sufficiently small a , all the solutions will have very similar asymptotic peak amplitudes in spite of having different asymptotic beam widths; the deviation is as small as 4.25% for $a = 0.5$ and 0.9% for $a = 0.3$.

Figure 4 (b) shows the evolution of the finite energy Airy beam maxima for different values of a with lines and the corresponding values for the approximate Gaussian mode with points. The transverse positions corresponding to these maxima are shown in Fig. 4(c). These plots display two clearly distinct regions in the beam evolution. In the first stage, the beam peak follows the curved trajectory of the main lobe of the Airy beam. At a given point, both the trajectory described by the beam peak

amplitude and its value start to proceed along the prediction of the quasi-Gaussian term. We define this point ζ_f as an effective transition boundary that permits to quantify the domain of validity for the asymptotic approximation. The dependence of ζ_f on the value of a is very close to $1/a$ in the range of a between 0.05 and 0.4. For $\zeta > \zeta_f$ the beam is adequately described by the asymptotic term u_1 or its Gaussian approximation u_a .

Although u_a has a singularity in the transverse plane at each ζ , its squared modulus can be integrated in the sense of the principal value of the integral and can be evaluated as the Hilbert transform of a Gaussian waveform to give

$$P(\zeta) = (\zeta/4) \exp(2a^3/3) \exp(-a\zeta^2/2) \operatorname{Erfi}\left(\zeta\sqrt{a/2}\right) \quad (7)$$

that, for large ζ , reads $P \sim \exp(2a^3/3) / \sqrt{8\pi a}$ and coincides with the value of the power carried by the exact finite energy Airy beam [9]. Function Erfi is defined in terms of the error function as $\operatorname{Erfi}(z) = -j\operatorname{Erf}(jz)$.

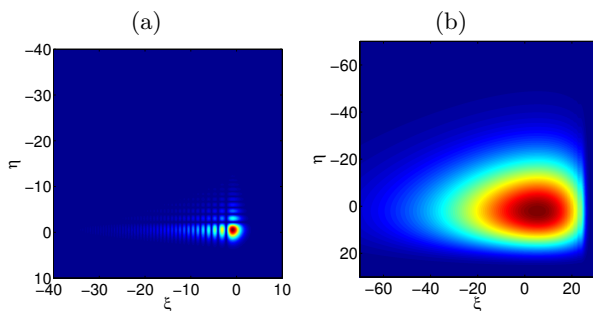


FIG. 5. Amplitude of a 2D Airy beam ($a = 0.1$, $b = 0.3$) at $\zeta = 0$ and $\zeta = 10$.

Our results naturally apply to the 2D beam geometry when the beam is a product of two Airy functions, which is the solution of the 3D Fresnel equation $j\partial_\zeta w + 1/2\partial_{\xi\xi} w + 1/2\partial_{\eta\eta} w = 0$ given [3, 13] by $w(\xi, \eta, \zeta) = u(\xi, \zeta)v(\eta, \zeta)$ with $u(\xi, \zeta)$ in (1) and

$$v(\eta, \zeta) = \operatorname{Ai}\left(\eta - (\zeta/2)^2 + j b \zeta\right) \exp(b\eta - b\zeta^2/2) + j\left(-\zeta^3/12 + b^2\zeta/2 + \eta\zeta/2\right), \quad (8)$$

where b is the truncation parameter in the second η transverse coordinate. The corresponding asymptotic analysis follows immediately by reproducing the results obtained for u on the second term v . Figure 5 displays the input and far field distributions of an transverse 2D beam with different values for a and b parameters. Their axial ratios are shown not to display the relative inversion typically found in optical beam propagation.

In conclusion, we have presented an asymptotic analysis of finite energy Airy wavefunctions that provides an approximate analytical description of these solutions over extensive regions including those of interest in typical applications. The results identify different evolution domains with markedly distinct behavior. The enhancement of the nonlinear effects with the increase of the beam apodization reported in [15] could be linked to a manifestation of the *linear* localization effects addressed in this work in the nonlinear regime. Our description can be very useful in problems such as the analysis of Airy beams at nonlinear interfaces [16]. An effective study can be based on a plane-wave decomposition in the linear case [17]. The asymptotic analysis provides an useful description of the main component of the input beam in the interaction with a linear-nonlinear interface. The extension of the analysis to 2D highlights the existence of a correlation in the degree of localization in the initial and asymptotic evolution regions of finite energy Airy wavefunctions. The observed behavior has necessarily to be linked with the complexity of the input beam and the interplay between the structure of the beam intensity and phase defining its wavefront. This relation could be further explored, for instance, using intensity transport equation methods [18].

-
- [1] M.V. Berry and N.L. Balazs, Nonspreading wave packets, *Am. J. Phys.* **47**, 264–267 (1979).
- [2] Y. Hu, P. Zhang, C. Lou, S. Huang, J. Xu and Z. Chen, Optimal control of the ballistic motion of Airy beams, *Opt. Lett.* **35**, 2260–2262 (2010).
- [3] J. Broky, G. A. Siviloglou, A. Dogariu, and D.N. Christodoulides, Self-healing properties of optical Airy beams, *Opt. Express* **16**, 12880–12891 (2008).
- [4] J. Baumgartl, M. Mazilu and K. Dholakia, Optically mediated particle clearing using Airy wavepackets, *Nature Photonics* **2**, 675–678 (2008).
- [5] Y. Gu and G. Gbur, Scintillation of Airy beam arrays in atmospheric turbulence, *Opt. Lett.* **35**, 3456–3458 (2010).
- [6] R-P. Chen, K-H Chew and S. He, Dynamic control of collapse in a vortex Airy beam, *Scientific Reports*, **3** 1406 (2013)
- [7] P. Polynkin, M. Kolesik, J.V. Moloney, G.A. Siviloglou and D.N. Christodoulides, Curved Plasma Channel Generation Using Ultraintense Airy Beams, *Science*, **324**, 229-232 (2009).
- [8] N. Voloch-Bloch, Y. Lerah, Y. Lilach, A. Gover and A. Arie, Generation of electron Airy beams, *Nature* **494**, 331–334 (2013).

- [9] G.A. Siviloglou and D. N. Christodoulides, Accelerating finite energy Airy beams, *Opt. Lett.* **32**, 979–981 (2007).
- [10] Y. Kaganovsky and E. Heyman, Wave analysis of Airy beams, *Opt. Express* **18**, 8440–8452 (2010).
- [11] J. D. Ring, C. J. Howls, and M. R. Dennis, Incomplete Airy beams: finite energy from a sharp spectral cutoff, *Opt. Lett.* **38**, 1639 (2013).
- [12] Rui-Pin Chen, and Khian-Hooi Chew, Far-field properties of a vortex Airy beam, *Laser and Particle Beams*, **31**, 9-15 (2013).
- [13] Yiqing Xu, and Guoquan Zhou, The far-field divergent properties of an Airy beam, *Optics and Laser Technology*, **44**, 1318 (2012).
- [14] L.B. Felsen and N. Marcuvitz, *Radiation and Scattering of Waves*, IEEE Press, Piscataway, NJ, 1994.
- [15] P. Panagiotopoulos, D. Abdollahpour, A. Lotti. A. Coua-iron, D. Faccio, D.G. Papazoglou, and S. Tzortzakis, “Nonlinear propagation dynamics of finite-energy Airy beams,” *Phys. Rev. A* **86**, 013842 (2012).
- [16] P. Chamorro-Posada, J. Sánchez-Curto, A.B. Aceves and G.S. McDonald, Widely varying giant Goos-Hanchen shifts from Airy beams at nonlinear interfaces, *Opt. Lett.* **39**, 1378-1381 (2014).
- [17] I. D. Chremmos and N.K. Efremidis, Reflection and refraction of an Airy beam at a dielectric interface, *J. Opt. Soc. Am. B* **29**, 861–868 (2012).
- [18] S. C. Woods, and A.H. Greenaway, “Wave-front sensing by use of a Green’s function solution to the intensity transport equation,” *J. Opt. Soc. Am. A*, **20**, 508-512 (2003).