

Statistical Characterization of κ - μ Shadowed Fading

José F. Paris

Abstract

This paper investigates a natural generalization of the κ - μ fading channel in which the line-of-sight (LOS) component is subject to shadowing. This fading distribution has a clear physical interpretation, good analytical properties and unifies the one-side Gaussian, Rayleigh, Nakagami- m , Ricean, κ - μ and Ricean shadowed fading distributions. The three basic statistical characterizations, i.e. probability density function (PDF), cumulative distribution function (CDF) and moment generating function (MGF), of the κ - μ shadowed distribution are obtained in closed-form. Then, it is also shown that the sum and maximum distributions of independent but arbitrarily distributed κ - μ shadowed variates can be expressed in closed-form. This set of new statistical results is finally applied to the performance analysis of several wireless communication systems.

Index Terms

Wireless communications, fading Channels, one-side Gaussian, Rayleigh, Nakagami- m , Ricean, κ - μ , Ricean shadowed.

I. INTRODUCTION

The κ - μ fading distribution provides a general multipath model for a line-of-sight (LOS) propagation scenario controlled by two shape parameters κ and μ . Some classical fading distributions are included in the κ - μ distribution as particular cases, e.g. one-sided Gaussian, Rayleigh, Nakagami- m and Ricean. In fact, the fitting of the κ - μ distribution to experimental data is better than that achieved by the classical distributions previously mentioned. A detailed description of the κ - μ fading model and other related models such as η - μ and α - μ can be found in [1]-[2].

* J. F. Paris is with the Dept. Ingeniería de Comunicaciones, Universidad de Málaga, Málaga, Spain. This work is partially supported by the Spanish Government under project TEC2011-25473.

** This work has been submitted to the IEEE for possible publication. Copyright may be transferred without notice, after which this version may no longer be accessible.

Shadowing can be introduced in a LOS multipath fading model in two basic ways. The first way consists on assuming that the total power, associated to both the dominant components and the scattered waves, is subject to random fluctuations. The second way relies on assuming that only the dominant components are subject to random fluctuations. The first class of composite multipath/shadowing models are named multiplicative shadow fading models, while the second class of models are named LOS shadow fading models.

The Ricean shadowed fading model is a LOS shadow fading model that assumes the Ricean distribution for the multipath fading and the Nakagami- m distribution for the shadowing. This model fits to the land mobile satellite (LMS) channel experimental data [3], and recently, it has been shown that provides an excellent experimental fitting to underwater acoustic communications (UAC) channels [4]. In addition, the Ricean shadowed fading distribution has good analytical properties and all its basic statistical characterizations are given in closed-form, i.e. the probability density function (PDF) and moment generating function (MGF) are given in [5] and the cumulative density function (CDF) in [6].

Since the κ - μ distribution includes the Ricean distribution as a particular case, a natural generalization of the κ - μ distribution can be obtained by a LOS shadow fading model with the same multipath/shadowing scheme used in the Ricean shadowed model. This paper investigates this new model, the κ - μ shadowed distribution, so called by analogy with the Ricean shadowed distribution. It is shown in this paper that the κ - μ shadowed distribution has three main properties:

- It is motivated by a clear underlying physical model.
- It provides a remarkable unification of popular fading models: one-side Gaussian, Rayleigh, Nakagami- m , Ricean, κ - μ and Ricean shadowed.
- It has good analytical properties; its PDF, CDF and MGF are obtained in closed-form. The statistics of the sum and maximum distributions can also be expressed in closed-form.

The remainder of this paper is organized as follows. In Section II the κ - μ shadowed underlying physical model is described. The PDF, CDF and MGF of the κ - μ shadowed distribution are derived in Section III, while the sum and maximum distribution are investigated in Section IV. Some applications of this set of statistical results to the performance analysis of wireless communication systems are presented in Section V. Finally, some conclusions are given in Section VI.

II. PHYSICAL MODEL

The fading model for the κ - μ shadowed distribution relies on a generalization of the physical model corresponding to the κ - μ distribution [1]. We consider a signal structured in clusters of waves which propagates in a nonhomogeneous environment. Within each cluster the multipath waves are assumed to have scattered waves with identical powers and a dominant component with certain arbitrary power. While the intracluster scattered waves have random phases and similar delay times, the intercluster delay-time spreads are considered relatively large. In contrast with the κ - μ model which assumes a deterministic dominant component within each cluster, the κ - μ shadowed model assumes that the dominant components of all the clusters can randomly fluctuate as a consequence of shadowing.

From the physical model for the κ - μ shadowed distribution, the signal power W can be expressed in terms of the in-phase and quadrature components of the fading signal as follows

$$W = \sum_{i=1}^n (X_i + \xi p_i)^2 + \sum_{i=1}^n (Y_i + \xi q_i)^2, \quad (1)$$

where n is a natural number, X_i and Y_j are mutually independent Gaussian processes with $E[X_i] = E[Y_i] = 0$, $E[X_i^2] = E[Y_i^2] = \sigma^2$, p_i and q_j are real numbers, and ξ is a Nakagami- m random variable with shaping parameter m and $E[\xi^2] = 1$. The interpretation of (1) is the following. Each multipath cluster is modelled by one term of the sum; thus, n is the number of multipath clusters. The scattered components of the i th cluster are represented by the circularly symmetric complex Gaussian random variable $X_i + jY_i$. For each cluster the total power of the scattered components is $2\sigma^2$. The dominant component of the i th cluster is a complex random variable given by $\xi p_i + j\xi q_i$; thus, its power is given by $p_i^2 + q_i^2$. All the dominant components are subject to the same common shadowing fluctuation, represented by the power normalized random amplitude ξ .

III. FUNDAMENTAL STATISTICS

This section includes the derivation of the PDF, CDF and MGF of the κ - μ shadowed distribution. For the sake of brevity, both the distribution of the signal envelope and the distribution of the signal power (or equivalently the instantaneous signal-to-noise ratio (SNR)) will be named κ - μ shadowed; both distributions are connected by a quadratic transformation.

The model represented in (1) implies that the conditional probability of the signal power W given the shadowing amplitude ξ follows a κ - μ distribution with PDF [1]

$$f_{W|\xi}(w; \xi) = \frac{1}{2\sigma^2} \left(\frac{w}{\xi^2 d^2} \right)^{\frac{n-1}{2}} e^{-\frac{w+d^2}{2\sigma^2}} I_{n-1} \left(\frac{\xi d}{\sigma^2} \sqrt{w} \right), \quad (2)$$

where $d^2 = \sum_{i=1}^n p_i^2 + q_i^2$ represents the mean power of the dominant components and $I_\nu(\cdot)$ is the modified Bessel function of the first kind [7]. As noted in [1], the natural number of clusters n can be replaced in (2) by the nonnegative real extension μ , resulting in a more general and flexible distribution. The κ parameter is then defined as $\kappa = d^2/(2\sigma^2\mu)$ and can be interpreted, when μ is a natural number, as the ratio between the total power of the dominant components and the total power of the scattered waves. In many practical analyses, the random variable γ representing the instantaneous SNR is used to model the fading channel; thus, hereinafter we will consider the random variable $\gamma \triangleq \bar{\gamma}W/\bar{W}$, where $\bar{\gamma} \triangleq \mathbb{E}[\gamma]$ and $\bar{W} = \mathbb{E}[W] = d^2 + 2\sigma^2\mu$. In terms of the scaled random variable γ , the conditional PDF in (2) can be rewritten as

$$f_{\gamma|\xi}(\gamma; \xi) = \frac{\mu(1+\kappa)^{\frac{\mu+1}{2}}}{\bar{\gamma}\kappa^{\frac{\mu-1}{2}}e^{\xi^2\mu\kappa}} \left(\frac{\gamma}{\xi^2\bar{\gamma}} \right)^{\frac{\mu-1}{2}} e^{-\frac{\mu(1+\kappa)\gamma}{\bar{\gamma}}} I_{\mu-1} \left(2\mu\xi \sqrt{\frac{\kappa(1+\kappa)\gamma}{\bar{\gamma}}} \right). \quad (3)$$

Let γ be a κ - μ shadowed random variable with mean $\bar{\gamma}$ and real nonnegative shaping parameters κ , μ and m . This fact is expressed symbolically as $\gamma \sim \mathcal{S}_{\kappa\mu}(\bar{\gamma}; \kappa, \mu, m)$. The PDF of the κ - μ shadowed distribution is obtained from (3) as follows.

Lemma 1: Let $\gamma \sim \mathcal{S}_{\kappa\mu}(\bar{\gamma}; \kappa, \mu, m)$, then, its PDF is given by

$$f_\gamma(\gamma) = \frac{\mu^\mu m^m (1+\kappa)^\mu}{\Gamma(\mu) \bar{\gamma} (\mu\kappa + m)^m} \left(\frac{\gamma}{\bar{\gamma}} \right)^{\mu-1} e^{-\frac{\mu(1+\kappa)\gamma}{\bar{\gamma}}} {}_1F_1 \left(m, \mu; \frac{\mu^2\kappa(1+\kappa)\gamma}{\mu\kappa + m} \frac{\gamma}{\bar{\gamma}} \right), \quad (4)$$

where ${}_1F_1(\cdot)$ is the confluent hypergeometric function [7].

Proof: See Appendix I. ■

It can be checked that the PDF in Lemma 1 is the Ricean shadowed fading PDF when $\mu = 1$. Next, the MGF of the κ - μ shadowed distribution is derived from its PDF.

Lemma 2: Let $\gamma \sim \mathcal{S}_{\kappa\mu}(\bar{\gamma}; \kappa, \mu, m)$; then, its CDF is given by

$$\mathcal{M}_\gamma(s) \triangleq \mathbb{E}[e^{\gamma s}] = \frac{(-\mu)^\mu m^m (1+\kappa)^\mu}{\bar{\gamma}^\mu (\mu\kappa + m)^m} \frac{\left(s - \frac{\mu(1+\kappa)}{\bar{\gamma}} \right)^{m-\mu}}{\left(s - \frac{\mu(1+\kappa)}{\bar{\gamma}} \frac{m}{\mu\kappa + m} \right)^m}. \quad (5)$$

Proof: See Appendix II. ■

The CDF of the κ - μ shadowed distribution can be expressed in closed-form by the bivariate confluent hypergeometric function $\Phi_2(\cdot)$, defined in [7].

Lemma 3: Let $\gamma \sim \mathcal{S}_{\kappa\mu}(\bar{\gamma}; \kappa, \mu, m)$; then, its MGF is given by

$$F_\gamma(\gamma) = \frac{\mu^{\mu-1} m^m (1+\kappa)^\mu}{\Gamma(\mu) (\mu\kappa+m)^m} \left(\frac{1}{\bar{\gamma}}\right)^\mu \gamma^\mu \times \Phi_2\left(\mu-m, m, \mu+1; -\frac{\mu(1+\kappa)\gamma}{\bar{\gamma}}, -\frac{\mu(1+\kappa)}{\bar{\gamma}} \frac{m\gamma}{\mu\kappa+m}\right). \quad (6)$$

Proof: Taking into account that $F_\gamma(\gamma) = \mathcal{L}^{-1}[\mathcal{M}_\gamma(-s)/s; \gamma]$, the result follows from (27) and the Laplace transform pair given in [8, eq. 4.24.3]. ■

The fundamental statistics presented in Lemmas 1, 2 and 3 provide a unification of a variety of important fading distributions. Table I reflects the parameter specializations which allow us to obtain the one-side Gaussian, Rayleigh, Nakagami- m , Ricean, κ - μ and Ricean shadowed fading distributions, from the three shaping parameters of the κ - μ shadowed distribution. The PDF given in Lemma 1 is plotted in fig. 1 for different parameter combinations; it is clearly shown the flexibility of the mathematical model represented by the expression (4).

IV. SUM AND MAXIMUM DISTRIBUTIONS

In this Section the distribution of the sum and the maximum of independent non-identically distributed (i.n.d) κ - μ shadowed random variables are derived. These results indicate that this new distribution has good analytical properties, and has great potential as a tool for modelling and analyzing a variety of wireless communication systems.

A. Sum distribution

The sum distribution of random variables representing the SNRs in a fading channel plays a prominent role in the analysis of diversity systems and space-time coding. In the next Proposition, the sum of independent κ - μ shadowed random variables is statistically characterized.

Proposition 1: Let $\gamma_k \sim \mathcal{S}_{\kappa\mu}(\bar{\gamma}_k; \kappa_k, \mu_k, m_k)$ for $k = 1, \dots, M$, where all the random variables are arbitrarily distributed and mutually independent. The PDF of the sum $\gamma = \sum_{k=1}^M \gamma_k$ is given by

$$f_\gamma(\gamma) = \left(\frac{1}{\Gamma\left(\sum_{k=1}^M \mu_k\right)} \prod_{k=1}^M \frac{\mu_k^{\mu_k} m_k^{m_k} (1 + \kappa_k)^{\mu_k}}{(\mu_k \kappa_k + m_k)^{m_k}} \left(\frac{1}{\bar{\gamma}_k}\right)^{\mu_k} \right) \gamma^{\sum_{k=1}^M \mu_k - 1} \times$$

$$\Phi_2^{(2M)} \left(\mu_1 - m_1, \dots, \mu_M - m_M, m_1, \dots, m_M; \sum_{k=1}^M \mu_k; \frac{-\mu_1(1 + \kappa_1)\gamma}{\bar{\gamma}_1}, \dots, \frac{-\mu_M(1 + \kappa_M)\gamma}{\bar{\gamma}_M}, \right.$$

$$\left. \frac{-\mu_1(1 + \kappa_1)}{\bar{\gamma}_1} \frac{m_1\gamma}{\mu_1\kappa_1 + m_1}, \dots, \frac{-\mu_M(1 + \kappa_M)}{\bar{\gamma}_M} \frac{m_M\gamma}{\mu_M\kappa_M + m_M} \right). \quad (7)$$

where $\Phi_2^{(N)}(\cdot)$ is the confluent multivariate hypergeometric function [9]. The CDF of γ is given by

$$F_\gamma(\gamma) = \left(\frac{1}{\Gamma\left(1 + \sum_{k=1}^M \mu_k\right)} \prod_{k=1}^M \frac{\mu_k^{\mu_k} m_k^{m_k} (1 + \kappa_k)^{\mu_k}}{(\mu_k \kappa_k + m_k)^{m_k}} \left(\frac{1}{\bar{\gamma}_k}\right)^{\mu_k} \right) \gamma^{\sum_{k=1}^M \mu_k} \times$$

$$\Phi_2^{(2M)} \left(\mu_1 - m_1, \dots, \mu_M - m_M, m_1, \dots, m_M; 1 + \sum_{k=1}^M \mu_k; \frac{-\mu_1(1 + \kappa_1)\gamma}{\bar{\gamma}_1}, \dots, \frac{-\mu_M(1 + \kappa_M)\gamma}{\bar{\gamma}_M}, \right.$$

$$\left. \frac{-\mu_1(1 + \kappa_1)}{\bar{\gamma}_1} \frac{m_1\gamma}{\mu_1\kappa_1 + m_1}, \dots, \frac{-\mu_M(1 + \kappa_M)}{\bar{\gamma}_M} \frac{m_M\gamma}{\mu_M\kappa_M + m_M} \right). \quad (8)$$

Proof: See Appendix III. ■

Once the following technical Lemma is considered, the important independent and identically distributed (i.i.d) case for the sum distribution is obtained as a Corollary from the previous Proposition.

Lemma 4: The confluent multivariate hypergeometric function Φ_2 has the following property

$$\Phi_2^{(N+M)} \left(\underbrace{\beta_1, \dots, \beta_1}_N, \underbrace{\beta_2, \dots, \beta_2}_M; \nu; \underbrace{x_1, \dots, x_1}_N, \underbrace{x_2, \dots, x_2}_M \right) = \Phi_2(\beta_1 N, \beta_2 M; \nu; x_1, x_2), \quad (9)$$

where N and M are natural numbers, $\Re[\nu] > 0$, $\Re[x_1] < 0$ and $\Re[x_2] < 0$.

Proof: See Appendix IV. ■

Corollary 1: Let $\gamma_k \sim \mathcal{S}_{\kappa\mu}(\bar{\gamma}; \kappa, \mu, m)$ for $k = 1, \dots, M$, i.e. all the random variables are

identically distributed and mutually independent. The PDF of the sum $\gamma = \sum_{k=1}^M \gamma_k$ is given by

$$f_\gamma(\gamma) = \frac{1}{\Gamma(M\mu)} \frac{\mu^{\mu M} m^{mM} (1+\kappa)^{\mu M}}{(\mu\kappa + m)^{mM}} \left(\frac{1}{\bar{\gamma}}\right)^{\mu M} \gamma^{M\mu-1} \times \Phi_2\left(\mu M - mM, mM; \mu M; \frac{-\mu(1+\kappa)\gamma}{\bar{\gamma}}, \frac{-\mu(1+\kappa)}{\bar{\gamma}} \frac{m\gamma}{\mu\kappa + m}\right). \quad (10)$$

The CDF of γ is given by

$$F_\gamma(\gamma) = \frac{1}{\Gamma(1+M\mu)} \frac{\mu^{\mu M} m^{mM} (1+\kappa)^{\mu M}}{(\mu\kappa + m)^{mM}} \left(\frac{1}{\bar{\gamma}}\right)^{\mu M} \gamma^{M\mu} \times \Phi_2\left(\mu M - mM, mM; 1 + \mu M; \frac{-\mu(1+\kappa)\gamma}{\bar{\gamma}}, \frac{-\mu(1+\kappa)}{\bar{\gamma}} \frac{m\gamma}{\mu\kappa + m}\right). \quad (11)$$

Proof: This result is a direct consequence of Proposition 1 and Lemma 4. \blacksquare

The asymptotic behavior of the PDF and CDF of the κ - μ shadowed distribution is summarized in the following result.

Corollary 2: Let $\gamma_k \sim \mathcal{S}_{\kappa\mu}(\bar{\gamma}_k; \kappa_k, \mu_k, m_k)$ for $k = 1, \dots, M$, where all the random variables are arbitrarily distributed and mutually independent. The asymptotic behavior of the PDF of the sum $\gamma = \sum_{k=1}^M \gamma_k$ when $\bar{\gamma}_k \rightarrow \infty$ for all k is given by

$$f_\gamma(\gamma) \sim \left(\frac{1}{\Gamma\left(\sum_{k=1}^M \mu_k\right)} \prod_{k=1}^M \frac{\mu_k^{\mu_k} m_k^{m_k} (1+\kappa_k)^{\mu_k}}{(\mu_k \kappa_k + m_k)^{m_k}} \left(\frac{1}{\bar{\gamma}_k}\right)^{\mu_k} \right) \gamma^{\sum_{k=1}^M \mu_k - 1}, \quad (12)$$

and the asymptotic behavior of the CDF is given by

$$F_\gamma(\gamma) \sim \left(\frac{1}{\Gamma\left(1 + \sum_{k=1}^M \mu_k\right)} \prod_{k=1}^M \frac{\mu_k^{\mu_k} m_k^{m_k} (1+\kappa_k)^{\mu_k}}{(\mu_k \kappa_k + m_k)^{m_k}} \left(\frac{1}{\bar{\gamma}_k}\right)^{\mu_k} \right) \gamma^{\sum_{k=1}^M \mu_k}. \quad (13)$$

Proof: This result is a direct consequence of Proposition 1 and the following trivial fact $\Phi_2^{(N)}(\beta_1, \dots, \beta_N; \nu; 0, \dots, 0) = 1$. \blacksquare

B. Maximum distribution

The statistical characterization of the maximum of M independent κ - μ shadowed random variables is straightforward from the previous results. In general, the CDF and the PDF for such

maximum are respectively given by

$$\begin{cases} F_{\max\{\gamma_k\}}(\gamma) = \prod_{k=1}^M F_{\gamma_k}(\gamma), \\ f_{\max\{\gamma_k\}}(\gamma) = \frac{d}{d\gamma} \prod_{k=1}^M F_{\gamma_k}(\gamma) = \sum_{k=1}^M f_{\gamma_k}(\gamma) \prod_{r=1, r \neq k}^M F_{\gamma_r}(\gamma), \end{cases} \quad (14)$$

where f_{γ_k} and F_{γ_k} for $k = 1, \dots, M$ are the corresponding marginal PDFs and CDFs. Substitution of the expressions for such marginal distributions derived in Section III in (14) provides closed-form expressions for the PDF and CDF of the maximum of independent κ - μ shadowed random variables.

V. PERFORMANCE ANALYSIS OF WIRELESS COMMUNICATION SYSTEMS

This Section shows that the κ - μ shadowed distribution is an useful tool for modelling and analyzing wireless communication systems.

In previous Sections it was proved that the κ - μ shadowed fading model is a natural generalization of the κ - μ model and unifies a variety of popular fading models. Since the κ - μ shadowed fading model has an additional parameter m with respect to the κ - μ model which is physically related to shadowing; the fitting of experimental data to the κ - μ shadowed model must be as least as good as the fitting to the κ - μ model. Otherwise, the same statement is applicable to the Ricean shadowed model due to the κ - μ shadowed model has an extra shaping parameter μ with respect to the Ricean shadowed model. Both the κ - μ model and the Ricean shadowed model have been proved very useful to model fading scenarios as diverse as mobile radio communications, land mobile satellite communications and underwater acoustic communications [1]-[4]; thus, the κ - μ shadowed model which encompasses these two models represents a very general tool to characterize fading channels.

With regard to the utility of the κ - μ shadowed model for the analysis of wireless communication systems, we will show below that the closed-form statistics derived in previous Sections allows us to obtain closed-form expressions for certain fundamental performance metrics. In particular, the outage probability and/or the error probability for κ - μ shadowed fading channels will be obtained when the receiver performs maximal ratio combining (MRC) or selection combining (SC). These new expressions generalize all the results found in the literature for

the κ - μ fading distribution and the Rician shadowed distribution, and all the fading distributions encompassed by these two models.

A. Selection combining with κ - μ shadowed fading

Let us consider a receiver with L branches which performs SC. Each branch experiences κ - μ shadowed fading with an instantaneous SNR $\gamma_k \sim \mathcal{S}_{\kappa\mu}(\bar{\gamma}_k; \kappa_k, \mu_k, m_k)$ for $k = 1, \dots, L$. It is assumed that all the random variables γ_k are mutually independent. Then, using (14) and Lemma 3, the outage probability for SC is given by

$$P_o = \Pr\{\gamma_{SC} \leq \eta\} = \prod_{k=1}^L \frac{\mu_k^{\mu_k} m_k^{m_k} (1 + \kappa_k)^{\mu_k}}{\Gamma(\mu_k) (\mu_k \kappa_k + m_k)^{m_k}} \left(\frac{1}{\bar{\gamma}_k}\right)^{\mu_k} \eta^{\mu_k} \times \Phi_2 \left(\mu_k - m_k, m_k, \mu_k + 1; -\frac{\mu_k (1 + \kappa_k) \eta}{\bar{\gamma}_k}, -\frac{\mu_k (1 + \kappa_k)}{\bar{\gamma}_k} \frac{m_k \eta}{\mu_k \kappa_k + m_k} \right), \quad (15)$$

where η is the SNR threshold. Since the function Φ_2 tends to unity when $\gamma_k \rightarrow 0$ for all $k = 1, \dots, L$. After taking into account that $\Phi_2^{(N)}(\beta_1, \dots, \beta_N; \nu; 0, \dots, 0) = 1$, the asymptotic behavior of P_o is given by

$$P_o \sim \prod_{k=1}^L \frac{\mu_k^{\mu_k} m_k^{m_k} (1 + \kappa_k)^{\mu_k}}{\Gamma(\mu_k) (\mu_k \kappa_k + m_k)^{m_k}} \left(\frac{1}{\bar{\gamma}_k}\right)^{\mu_k} \eta^{\mu_k}. \quad (16)$$

Fig. 2 shows the outage probability for SC computed by (15), and superimposed simulation results which validate the analytical derivations. Some comments on the numerical computation of the Φ_2 function are presented in Appendix V. In Fig. 2 it is assumed a particular scenario with three branches for SC in which $\bar{\gamma}_1 = \bar{\gamma}_2 = \bar{\gamma}_3 = \bar{\gamma}$, $\kappa_1 = 1.2$, $\kappa_2 = 2.7$, $\kappa_3 = 3.1$, $\mu_1 = 4$, $\mu_2 = 2$, $\mu_3 = 1$ and $m_1 = m_2 = m_3 = m$. The curves represent the outage probability in terms of the average SNR per branch $\bar{\gamma}$ for different values of the shaping parameter m . The results for this particular scenario show the significant impact of shadowing in the system performance, despite the κ parameter which measures the LOS strength is below 5 dB at every branch. When $m \rightarrow \infty$ these results are showing the performance of SC when fading is of κ - μ type.

B. Maximal ratio combining with κ - μ shadowed fading

In this subsection we consider a receiver with L branches which performs MRC. Each branch experiences κ - μ shadowed fading with an instantaneous SNR $\gamma_k \sim \mathcal{S}_{\kappa\mu}(\bar{\gamma}_k; \kappa_k, \mu_k, m_k)$ for

$k = 1, \dots, L$. It is assumed that all the random variables γ_k are mutually independent. The outage probability is straightforward from Proposition 1

$$P_o = \Pr \{ \gamma_{MRC} \leq \eta \} = \left(\frac{1}{\Gamma \left(1 + \sum_{k=1}^L \mu_k \right)} \prod_{k=1}^L \frac{\mu_k^{\mu_k} m_k^{m_k} (1 + \kappa_k)^{\mu_k}}{(\mu_k \kappa_k + m_k)^{m_k}} \left(\frac{1}{\bar{\gamma}_k} \right)^{\mu_k} \right)^{\sum_{k=1}^L \mu_k} \times \Phi_2^{(2L)} \left(\mu_1 - m_1, \dots, \mu_L - m_L, m_1, \dots, m_L; 1 + \sum_{k=1}^L \mu_k; \frac{-\mu_1 (1 + \kappa_1) \eta}{\bar{\gamma}_1}, \dots, \frac{-\mu_L (1 + \kappa_L) \eta}{\bar{\gamma}_L}, \frac{-\mu_1 (1 + \kappa_1)}{\bar{\gamma}_1} \frac{m_1 \eta}{\mu_1 \kappa_1 + m_1}, \dots, \frac{-\mu_L (1 + \kappa_L)}{\bar{\gamma}_L} \frac{m_L \eta}{\mu_L \kappa_L + m_L} \right), \quad (17)$$

where η is the SNR threshold. The asymptotic behavior of the outage probability when $\gamma_k \rightarrow 0$ for all $k = 1, \dots, L$ is directly obtained from Corollary 2

$$P_o \sim \left(\frac{1}{\Gamma \left(1 + \sum_{k=1}^L \mu_k \right)} \prod_{k=1}^L \frac{\mu_k^{\mu_k} m_k^{m_k} (1 + \kappa_k)^{\mu_k}}{(\mu_k \kappa_k + m_k)^{m_k}} \left(\frac{1}{\bar{\gamma}_k} \right)^{\mu_k} \right)^{\sum_{k=1}^L \mu_k}. \quad (18)$$

Now we will prove that the bit error probability of MRC systems under κ - μ fading can be computed in closed-form. The bit error probability of many wireless communication systems with coherent detection is determined by

$$P_b = \sum_{r=1}^R \alpha_r \mathbb{E} \left[Q \left(\sqrt{\beta_r \gamma} \right) \right], \quad (19)$$

where $\{\alpha_r, \beta_r\}_{r=1}^R$ are modulation dependent constants [10]. For MRC, the bit error probability can be obtained from (20) after integrating by parts.

$$P_b = \sum_{r=1}^R \alpha_r \int_0^\infty Q \left(\sqrt{\beta_r \gamma} \right) f_{\gamma_{MRC}}(\gamma) d\gamma = \sum_{r=1}^R \frac{\alpha_r \sqrt{\beta_r}}{\sqrt{8\pi}} \int_0^\infty \frac{e^{-\frac{\beta_r}{2} \gamma}}{\sqrt{\gamma}} F_{\gamma_{MRC}}(\gamma) d\gamma. \quad (20)$$

Substituting (6) in (20) and using [9, pp. 290, eq. 55], the following closed-form expression is obtained

$$\begin{aligned}
P_b &= \left(\frac{\Gamma\left(\frac{1}{2} + \sum_{k=1}^L \mu_k\right)}{\Gamma\left(1 + \sum_{k=1}^L \mu_k\right)} \prod_{k=1}^L \frac{\mu_k^{\mu_k} m_k^{m_k} (1 + \kappa_k)^{\mu_k}}{(\mu_k \kappa_k + m_k)^{m_k}} \left(\frac{1}{\bar{\gamma}_k}\right)^{\mu_k} \right) \sum_{r=1}^R \frac{\alpha_r \sqrt{\beta_r}}{\sqrt{8\pi}} \left(\frac{2}{\beta_r}\right)^{\frac{1}{2} + \sum_{k=1}^L \mu_k} \times \\
& F_D^{(2L)} \left(\frac{1}{2} + \sum_{k=1}^L \mu_k, \mu_1 - m_1, \dots, \mu_L - m_L, m_1, \dots, m_L; 1 + \sum_{k=1}^L \mu_k; \frac{-2\mu_1(1 + \kappa_1)}{\bar{\gamma}_1 \beta_r}, \dots \right. \\
& \left. \dots, \frac{-2\mu_L(1 + \kappa_L)}{\bar{\gamma}_L \beta_r}, \frac{-2\mu_1(1 + \kappa_1)}{\bar{\gamma}_1 \beta_r} \frac{m_1}{\mu_1 \kappa_1 + m_1}, \dots, \frac{-2\mu_L(1 + \kappa_L)}{\bar{\gamma}_L \beta_r} \frac{m_L}{\mu_L \kappa_L + m_L} \right), \tag{21}
\end{aligned}$$

where $F_D^{(N)}(\cdot)$ is the multivariate Lauricella function [9].

The outage probability for MRC computed by (17) is plotted in fig. 3, including superimposed simulation results which validate the analytical derivations. The numerical computation of the multivariate $\Phi_2^{(N)}$ function is discussed in Appendix V. The same particular scenario used for fig. 2 is assumed here; i.e. MRC with three branches in which $\bar{\gamma}_1 = \bar{\gamma}_2 = \bar{\gamma}_3 = \bar{\gamma}$, $\kappa_1 = 1.2$, $\kappa_2 = 2.7$, $\kappa_3 = 3.1$, $\mu_1 = 4$, $\mu_2 = 2$, $\mu_3 = 1$ and $m_1 = m_2 = m_3 = m$. In this figure, the outage probability for MRC is plotted as a function of the average SNR per branch $\bar{\gamma}$ for different values of m . As in the SC case, the shadowing parameter m has a great influence on the system performance.

The bit error probability for MRC is plotted in fig. 4 when a BPSK modulation is used, i.e. $R = 1$, $\alpha_1 = 1$ and $\beta_1 = 2$. Fig. 4 displays both analytical results computed by (21) and simulation results. The numerical computation of the multivariate $F_D^{(N)}$ function is discussed in Appendix V. Again, the same particular scenario used for fig. 2 and fig. 3 is assumed here. In this figure, the bit error probability for BPSK with MRC is plotted as a function of the average SNR per branch $\bar{\gamma}$ for different values of m . As with the outage probability, the shadowing parameter m has a great impact on bit error probability.

VI. CONCLUSIONS

The statistics of the κ - μ shadowed fading model have been derived along this paper. This fading distribution is a natural generalization of the κ - μ fading channel which includes shadowing. Such fading distribution has a clear physical interpretation, good analytical properties and unifies the one-side Gaussian, Rayleigh, Nakagami- m , Ricean, κ - μ and Ricean shadowed fading distributions. The three basic statistical characterizations, i.e. probability density function (PDF),

cumulative distribution function (CDF) and moment generating function (MGF), of the κ - μ shadowed distribution are obtained in closed-form. It is also shown that the sum and maximum distributions of independent but arbitrarily distributed κ - μ shadowed variates can be expressed in closed-form. The derived closed-form statistics are given in terms of the bivariate hypergeometric functions Φ_2 and F_D or the multivariate functions $\Phi_2^{(N)}$ and $F_D^{(N)}$. Numerical methods to compute these functions have been discussed. Finally, this set of new statistical results is applied to the performance analysis of several wireless communication systems. In particular, the outage probability and the bit error probability for systems employing SC and MRC over κ - μ shadowed fading channels have been investigated.

APPENDIX I

PROOF OF LEMMA I

From (3), the PDF of γ can be computed as

$$f_\gamma(\gamma) = \int_0^\infty f_{\gamma|\xi}(\gamma; \xi) f_\xi(\xi) d\xi = \frac{\mu(1+\kappa)^{\frac{\mu+1}{2}}}{\bar{\gamma}\kappa^{\frac{\mu-1}{2}}} \left(\frac{\gamma}{\bar{\gamma}}\right)^{\frac{\mu-1}{2}} e^{-\frac{\mu(1+\kappa)\gamma}{\bar{\gamma}}} \frac{m^m}{\Gamma(m)} \Theta(\gamma), \quad (22)$$

where

$$\Theta(\gamma) \triangleq \int_0^\infty 2e^{-\xi^2(\mu\kappa+m)} \xi^{2m-\mu} I_{\mu-1} \left(2\mu\xi \sqrt{\frac{\kappa(1+\kappa)\gamma}{\bar{\gamma}}} \right) d\xi. \quad (23)$$

The quadratic transformation ($t = \xi^2$) in the integral which appears in $\Theta(\gamma)$ yields

$$\Theta(\gamma) = \int_0^\infty e^{-t(\mu\kappa+m)} t^{m-\frac{\mu}{2}-\frac{1}{2}} I_{\mu-1} \left(2\mu \sqrt{\frac{\kappa(1+\kappa)\gamma}{\bar{\gamma}}} t \right) dt. \quad (24)$$

Sequential application of the identities [8, eq. 4.16.20] and [7, eq. 9.220-2] allows us to express $\Theta(\gamma)$ in terms of the confluent hypergeometric function ${}_1F_1$

$$\Theta(\gamma) = \frac{\Gamma(m)}{\Gamma(\mu)} \frac{(\mu^2\kappa(1+\kappa))^{\frac{\mu-1}{2}}}{(\mu\kappa+m)^m} \left(\frac{\gamma}{\bar{\gamma}}\right)^{\frac{\mu-1}{2}} {}_1F_1 \left(m, \mu; \frac{\mu^2\kappa(1+\kappa)\gamma}{\mu\kappa+m\bar{\gamma}} \right). \quad (25)$$

The proof is completed after plugging (25) in (22) and performing some algebraic simplifications.

APPENDIX II
PROOF OF LEMMA II

Taking into account the linearity and the frequency shifting properties of the Laplace transform yields

$$\mathcal{M}_\gamma(s) = \mathcal{L}[f_\gamma(\gamma); -s] = \frac{\mu^\mu m^m (1 + \kappa)^\mu}{\Gamma(\mu) (\mu\kappa + m)^m} \left(\frac{1}{\bar{\gamma}}\right)^\mu \times \mathcal{L}\left[\gamma^{\mu-1} {}_1F_1\left(m, \mu; \frac{\mu^2 \kappa (1 + \kappa) \gamma}{\mu\kappa + m \bar{\gamma}}\right); \frac{\mu(1 + \kappa)}{\bar{\gamma}} - s\right]. \quad (26)$$

The Laplace transform in (26) is recorded in [8, eq. 4.23.1]; thus, the MGF can be expressed as

$$\mathcal{M}_\gamma(s) = \frac{\mu^\mu m^m (1 + \kappa)^\mu}{\Gamma(\mu) (\mu\kappa + m)^m} \left(\frac{1}{\bar{\gamma}}\right)^\mu \frac{\Gamma(\mu)}{(-s)^\mu} \left(1 - \frac{\mu(1 + \kappa)}{s\bar{\gamma}}\right)^{-(\mu-m)} \left(1 - \frac{\mu(1 + \kappa)}{s\bar{\gamma}} \frac{m}{\mu\kappa + m}\right)^{-m}, \quad (27)$$

which after some straightforward algebraic manipulations takes the form expressed in (6).

APPENDIX III
PROOF OF PROPOSITION I

The MGF of the sum distribution is given by

$$\mathcal{M}_\gamma(s) = \prod_{k=1}^M \frac{\mu_k^{\mu_k} m_k^{m_k} (1 + \kappa_k)^{\mu_k}}{(\mu_k \kappa_k + m_k)^{m_k}} \left(\frac{1}{\bar{\gamma}_k}\right)^{\mu_k} \times \frac{1}{(-s)^{\mu_k}} \left(1 - \frac{\mu_k(1 + \kappa_k)}{s\bar{\gamma}_k}\right)^{-(\mu_k - m_k)} \left(1 - \frac{\mu_k(1 + \kappa_k)}{s\bar{\gamma}_k} \frac{m_k}{\mu_k \kappa_k + m_k}\right)^{-m_k}. \quad (28)$$

From (28), the PDF of the sum can be expressed as

$$f_\gamma(\gamma) = \mathcal{L}^{-1}[M_\gamma(-s); \gamma] = \left(\frac{1}{\Gamma\left(\sum_{k=1}^M \mu_k\right)} \prod_{k=1}^M \frac{\mu_k^{\mu_k} m_k^{m_k} (1 + \kappa_k)^{\mu_k}}{(\mu_k \kappa_k + m_k)^{m_k}} \left(\frac{1}{\bar{\gamma}_k}\right)^{\mu_k} \right) \times \mathcal{L}^{-1} \left[\frac{\Gamma\left(\sum_{k=1}^M \mu_k\right)}{\sum_{s^{k=1}}^M \mu_k} \prod_{k=1}^M \left(1 + \frac{\mu_k(1 + \kappa_k)}{s\bar{\gamma}_k}\right)^{-(\mu_k - m_k)} \prod_{k=1}^M \left(1 + \frac{\mu_k(1 + \kappa_k)}{s\bar{\gamma}_k} \frac{m_k}{\mu_k \kappa_k + m_k}\right)^{-m_k} ; \gamma \right]. \quad (29)$$

In such arrangement, the right side of (29) can be identified with [9, pp. 290, eq. 55] yielding the expression for the PDF stated in the proposition. To obtain the CDF we can observe again that

$$F_\gamma(\gamma) = \mathcal{L}^{-1} [M_\gamma(-s)/s; \gamma] = \left(\frac{1}{\Gamma\left(1 + \sum_{k=1}^M \mu_k\right)} \prod_{k=1}^M \frac{\mu_k^{\mu_k} m_k^{m_k} (1 + \kappa_k)^{\mu_k}}{(\mu_k \kappa_k + m_k)^{m_k}} \left(\frac{1}{\bar{\gamma}_k}\right)^{\mu_k} \right) \times$$

$$\mathcal{L}^{-1} \left[\frac{\Gamma\left(1 + \sum_{k=1}^M \mu_k\right)}{s^{1 + \sum_{k=1}^M \mu_k}} \prod_{k=1}^M \left(1 + \frac{\mu_k (1 + \kappa_k)}{s \bar{\gamma}_k}\right)^{-(\mu_k - m_k)} \prod_{k=1}^M \left(1 + \frac{\mu_k (1 + \kappa_k)}{s \bar{\gamma}_k} \frac{m_k}{\mu_k \kappa_k + m_k}\right)^{-m_k} ; \gamma \right]. \quad (30)$$

A new identification of (30) with [9, pp. 290, eq. 55] completes the proof.

APPENDIX IV

PROOF OF LEMMA IV

Let us consider the following ancillary function

$$\Lambda(t) = t^{\nu-1} \Phi_2^{(N+M)} \left(\underbrace{\beta_2, \dots, \beta_2}_N, \underbrace{\beta_2, \dots, \beta_2}_M; \nu; \underbrace{x_1 t, \dots, x_1 t}_N, \underbrace{x_2 t, \dots, x_2 t}_M \right). \quad (31)$$

Considering the Laplace transform of $\Lambda(t)$ which is obtained with the help of [9, pp. 290, eq. 55], performing trivial algebraic simplifications in the transformed domain, and returning again to the t -domain with [9, pp. 290, eq. 55] yields the required property after setting $t = 1$.

APPENDIX V

NUMERICAL COMPUTATION OF THE FUNCTIONS Φ_2 AND F_D

Most of the results derived in this paper involve either the bivariate functions Φ_2 and F_D or the multivariate functions $\Phi_2^{(N)}$ and $F_D^{(N)}$. Therefore, some comments on the numerical computation of these special functions can be useful for the reader. Each of them will be treated separately.

The bivariate hypergeometric function F_D is the same as the Apell hypergeometric function F_1 , which is implemented in the most popular scientific software packages, e.g. MATLAB and MATHEMATICA. Therefore, its computation is straightforward by these software tools.

The bivariate confluent hypergeometric function Φ_2 is defined in the popular mathematical handbook edited by Gradshteyn and Ryzhik; however, it is not yet implemented in MATLAB and MATHEMATICA. As with the Marcum Q function which has a Bessel series representation, the Φ_2 function can be expressed as a ${}_1F_1$ series which is very appropriate for numerical computation [11, eq. 4.19]

$$\Phi_2(b, b'; c; w; z) = \sum_{k=0}^{\infty} \frac{(b)_k}{k!(c)_k} w^k {}_1F_1(b'; c + k; z). \quad (32)$$

The multivariate hypergeometric function $F_D^{(N)}$ is not yet implemented in MATLAB and MATHEMATICA; however, it can be easily computed by its Euler-type representation and standard numerical integration methods

$$F_D^{(N)}(a, b_1, \dots, b_N; c; x_1, \dots, x_N) = \frac{\Gamma(c)}{\Gamma(a)\Gamma(c-a)} \int_0^1 t^{a-1} (1-t)^{c-a-1} (1-x_1 t)^{-b_1} \dots (1-x_N t)^{-b_N} dt, \quad (33)$$

where $\Re[c] > \Re[a] > 0$. Note that this last condition is satisfied in the multivariate $F_D^{(N)}$ function which appears in (21).

The multivariate confluent hypergeometric function $\Phi_2^{(N)}$ is not yet implemented in MATLAB and MATHEMATICA; however it can be efficiently computed by inverting its one-dimensional Laplace transform [9, pp. 290, eq. 55]. Numerical methods for inverting Laplace transforms are exhaustively discussed in [12].

REFERENCES

- [1] M. D. Yacoub, 'The κ - μ and the η - μ distribution,' *IEEE Antennas and Propagation Magazine*, vol. 49, pp. 68-81, Feb. 2007.
- [2] M. D. Yacoub, 'The α - μ Distribution: A Physical Fading Model for the Stacy Distribution,' *IEEE Trans. Veh. Technol.*, vol. 56, pp. 27-34, Jan. 2007.
- [3] M. K. Simon and M.-S. Alouini, 'A new simple model for land mobile satellite channels: first- and second-order statistics,' *IEEE Trans. Wireless Commun.*, vol. 2, pp. 519-528, May 2003.

- [4] F. Ruiz-Vega, M. C. Clemente, J. F. Paris, and P. Otero, 'Rician shadowed statistical characterization of shallow water acoustic channels for wireless communications', Proceedings of the UComms Conference, Sestri, Italy, Sept. 2012.
- [5] M. K. Simon and M-S Alouini, *Digital Communications over Fading Channels*, 2nd ed., John Wiley, 2005.
- [6] J. F. Paris, 'Closed-form expressions for the Rician shadowed cumulative distribution function', *Electronics Letters*, vol. 46, no. 13, pp. 952-953, June 2010.
- [7] I. S. Gradshteyn and I. M. Ryzhik, *Table of Integrals, Series and Products*. Academic Press Inc, 7th edition ed., 2007.
- [8] A. Erdélyi, W. Magnus, F. Oberhettinger, and F. G. Tricomi, *Tables of integral transforms. Vol. I*. McGraw-Hill Book Company, Inc., New York-Toronto-London, 1954.
- [9] H. M. Srivastava, P. W. Karlsson, *Multiple Gaussian Hypergeometric Series*, John Wiley & Sons, 1985.
- [10] F. J. López-Martínez, E. Martos-Naya, J.F. Paris and U. Fernández-Plazaola, 'Generalized BER Analysis of QAM and its Application to MRC under Imperfect CSI and Interference in Ricean Fading Channels,' *IEEE Trans. Veh. Technol.*, pp. 2598-2604, June 2010.
- [11] Y. A. Brychkov and N. Saad, 'Some formulas for the Appell function $F_1(a, b, b'; c; w, z)$ ', *Integral Transforms and Special Functions*, Taylor& Francis, vol. 23, no. 11, pp. 793-802, 2012
- [12] A. M. Cohen, *Numerical Methods for Laplace Transform Inversion*. Springer, 2007.

TABLE I
COMMON FADING DISTRIBUTIONS DERIVED FROM THE κ - μ SHADOWED DISTRIBUTION

Fading Distribution	Parameters of the κ - μ Shadowed Distribution
One-sided Gaussian	$\underline{\mu} = 0.5, \underline{\kappa} \rightarrow 0, \underline{m} \rightarrow \infty$
Rayleigh	$\underline{\mu} = 1, \underline{\kappa} \rightarrow 0, \underline{m} \rightarrow \infty$
Nakagami- m , with shaping parameter m	$\underline{\mu} = m, \underline{\kappa} \rightarrow 0, \underline{m} \rightarrow \infty$
Rician, with shaping parameter K	$\underline{\mu} = 1, \underline{\kappa} = K, \underline{m} \rightarrow \infty$
κ - μ , with shaping parameters κ and μ	$\underline{\mu} = \mu, \underline{\kappa} = \kappa, \underline{m} \rightarrow \infty$
Rician shadowed, with shaping parameters K and m	$\underline{\mu} = 1, \underline{\kappa} = K, \underline{m} = m$

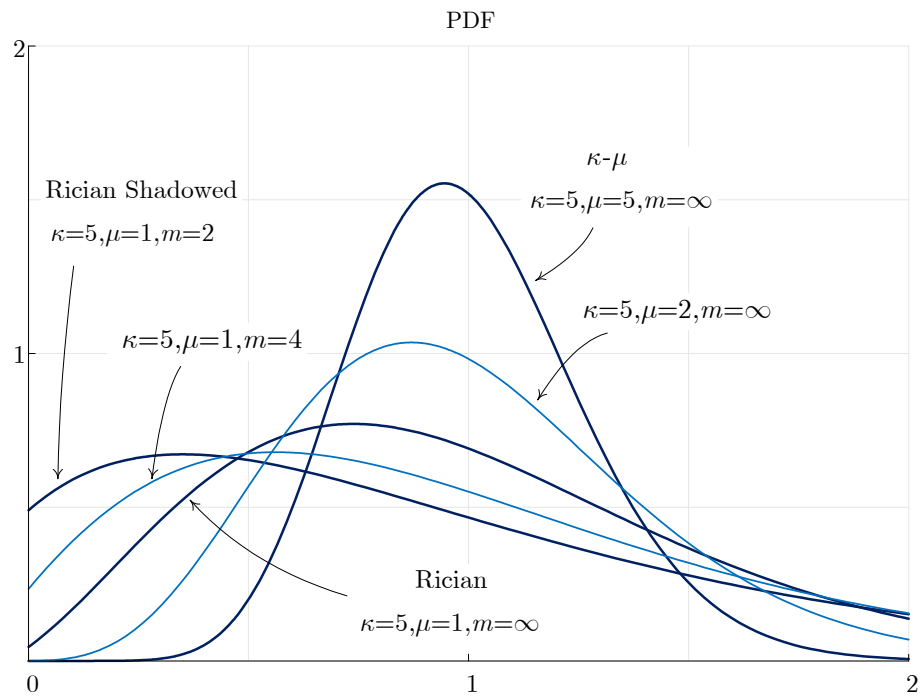


Fig. 1. PDF of the κ - μ shadowed distribution ($\bar{\gamma} = 1$).

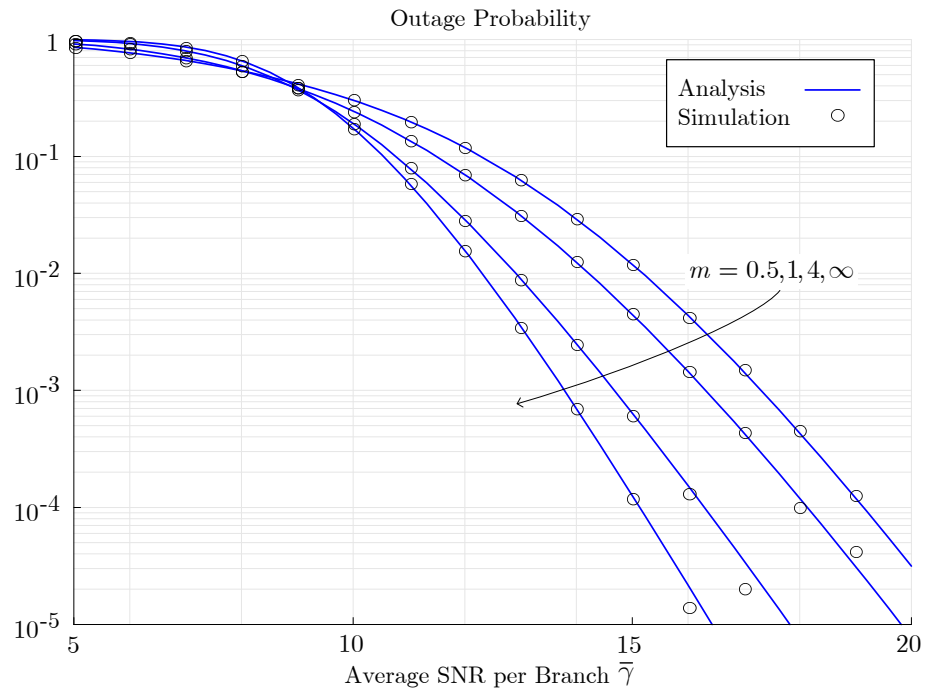


Fig. 2. Outage probability versus average SNR per branch over κ - μ shadowed fading channels. A triple-branch SC scenario is considered, with parameters $\bar{\gamma}_1 = \bar{\gamma}_2 = \bar{\gamma}_3 = \bar{\gamma}$, $\kappa_1 = 1.2$, $\kappa_2 = 2.7$, $\kappa_3 = 3.1$, $\mu_1 = 4$, $\mu_2 = 2$, $\mu_3 = 1$ and $m_1 = m_2 = m_3 = m$.

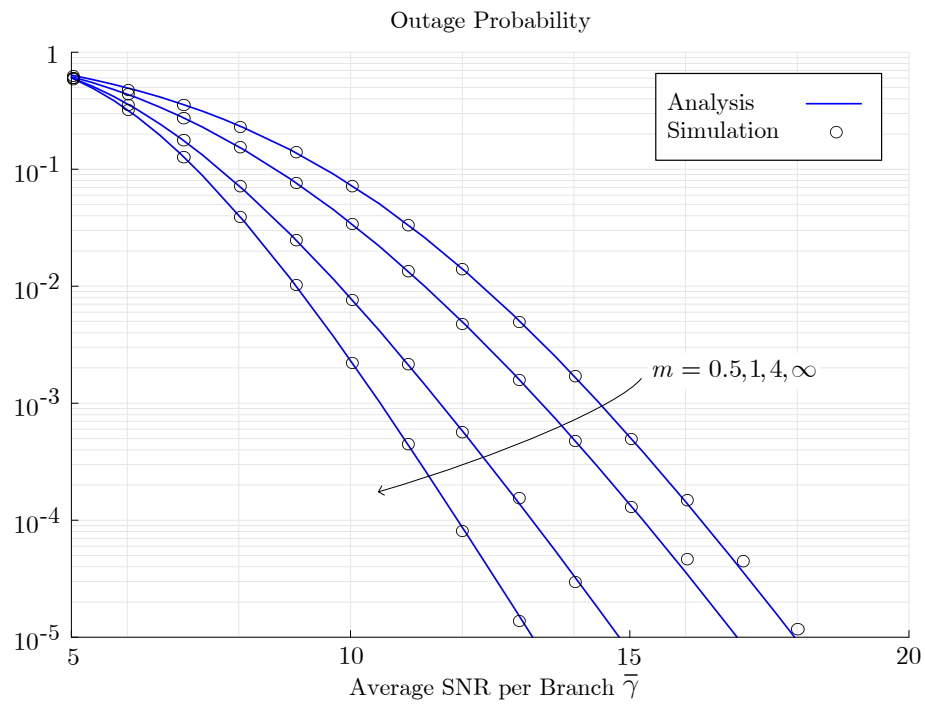


Fig. 3. Outage probability versus average SNR per branch in κ - μ shadowed fading channels. A triple-branch MRC scenario is considered, with parameters $\bar{\gamma}_1 = \bar{\gamma}_2 = \bar{\gamma}_3 = \bar{\gamma}$, $\kappa_1 = 1.2$, $\kappa_2 = 2.7$, $\kappa_3 = 3.1$, $\mu_1 = 4$, $\mu_2 = 2$, $\mu_3 = 1$ and $m_1 = m_2 = m_3 = m$.

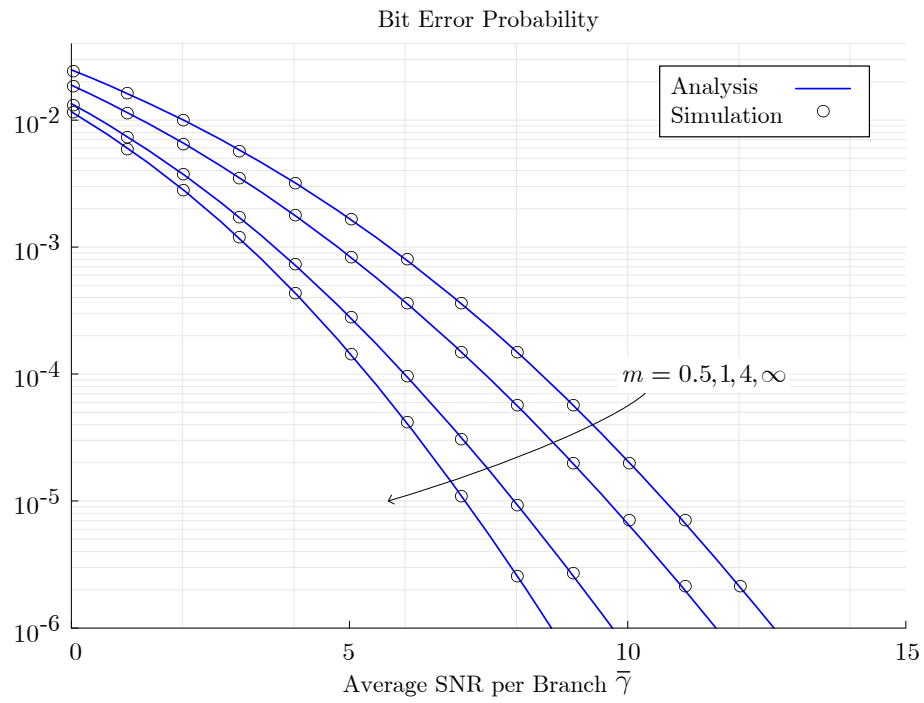


Fig. 4. Bit error rate versus average SNR per branch in κ - μ shadowed fading channels. In this plot BPSK modulation and triple-branch MRC are considered, with parameters $\bar{\gamma}_1 = \bar{\gamma}_2 = \bar{\gamma}_3 = \bar{\gamma}$, $\kappa_1 = 1.2$, $\kappa_2 = 2.7$, $\kappa_3 = 3.1$, $\mu_1 = 4$, $\mu_2 = 2$, $\mu = 1$ and $m_1 = m_2 = m_3 = m$.