

REVIEW ARTICLE

Persistence and First-Passage Properties in Non-equilibrium Systems

Alan J. Bray^{a*}, Satya N. Majumdar^b and Grégory Schehr^b

^a*School of Physics and Astronomy, The University of Manchester, Manchester M13 9PL, UK;* ^b*Laboratoire de Physique Théorique et Modèles Statistiques, UMR 8626, Université Paris Sud 11 and CNRS, Bat. 100, Orsay F-91405, France*

(March 2013)

In this review we discuss the persistence and the related first-passage properties in extended many-body nonequilibrium systems. Starting with simple systems with one or few degrees of freedom, such as random walk and random acceleration problems, we progressively discuss the persistence properties in systems with many degrees of freedom. These systems include spins models undergoing phase ordering dynamics, diffusion equation, fluctuating interfaces etc. Persistence properties are nontrivial in these systems as the effective underlying stochastic process is *non-Markovian*. Several exact and approximate methods have been developed to compute the persistence of such non-Markov processes over the last two decades, as reviewed in this article. We also discuss various generalisations of the local site persistence probability. Persistence in systems with quenched disorder is discussed briefly. Although the main emphasis of this review is on the theoretical developments on persistence, we briefly touch upon various experimental systems as well.

pacs: 05.40.-a, 02.50.-r, 05.70.Ln

keywords: persistence, first-passage, random-walks, phase-ordering, non-equilibrium dynamics, fluctuating interfaces

*Corresponding author. Email:

Table of contents

1. **Introduction** 5
2. **Survival and first-passage for random walks** 9
 - 2.1 Sparre Andersen theorem and persistence of a symmetric random walk 10
 - 2.2 Generalized Sparre Andersen theorem and persistence of a random walk with a drift 12
 - 2.3 Continuous-time random walk (CTRW) 13
3. **Persistence in single particle systems: Markov and non-Markov processes in continuous time** 14
 - 3.1 The Brownian walker: the simplest Markov process 14
 - 3.1.1 *Brownian walker in one dimension: the backward Fokker-Planck method* 15
 - 3.1.2 *Brownian walker in higher dimensions* 16
 - 3.1.3 *Brownian walker in a wedge* 16
 - 3.1.4 *Brownian walker in a cone* 17
 - 3.1.5 *Brownian walker in an expanding cage* 18
 - 3.1.6 *Maximum excursion of a Brownian walk* 20
 - 3.1.7 *Mean first-passage times of a Brownian walk* 21
 - 3.2 The Random acceleration process: the simplest non-Markovian process 22
 - 3.2.1 *Random acceleration process with partial survival* 23
 - 3.2.3 *The ‘windy cliff’* 23
 - 3.3 Higher-order processes 26
4. **Persistence in multi-particle systems** 27
 - 4.1 Three-walkers problems 27
 - 4.2 Persistence exponents for vicious walkers 28
 - 4.3 The trapping reaction 32
 - 4.3.1 *The target problem* 32
 - 4.3.2 *The moving target* 34
 - 4.3.3 *The “Pascal Principle” and an upper bound for $Q(t)$* 35
 - 4.3.4 *A lower bound for $Q(t)$* 36
 - 4.3.5 *The target problem with a deterministically moving target* 38
 - 4.3.6 *The lamb and the N lions* 40
5. **Persistence in coarsening phenomena** 41
 - 5.1 Ising and Potts models 42
 - 5.2 Spin models in higher dimensions 43
 - 5.3 The 1-d Ginzburg-Landau model 44
 - 5.4 Coarsening with a conserved order parameter 48
6. **Persistence of Gaussian sequences and Gaussian processes** 49
 - 6.1 Gaussian sequence 50
 - 6.2 Gaussian process 52
 - 6.3 Gaussian stationary process 53
7. **Perturbation theory for Non-Markovian Gaussian stationary processes** 55
8. **The independent interval approximation** 58
 - 8.1 Scaling phenomenon and Lamperti transformation 61

- 8.2 Application to the Brownian walker and higher order processes 61
- 9. **Diffusive persistence** 64
 - 9.1 Application to coarsening dynamics 66
 - 9.2 Connections with random polynomials 67
- 10. **Persistence with partial survival** 69
- 11. **Global persistence** 73
 - 11.1 Mean-field theory 74
 - 11.2 The large- n limit 74
 - 11.3 The one-dimensional Ising model 75
 - 11.4 θ_G : A new critical exponent 75
 - 11.5 The case of a finite initial magnetization for Model A dynamics 78
 - 11.6 Global persistence for $T < T_c$ 79
 - 11.7 Block persistence for $T < T_c$ 79
- 12. **The persistence of manifolds in nonequilibrium critical dynamics** 80
 - 12.1 Mean-field theory 82
 - 12.1.1 The case $D < 2$ 83
 - 12.1.2 The case $D > 2$ 83
 - 12.2 The large- n limit 84
 - 12.2.1 The case $D < 2$ 84
 - 12.2.2 The case $D > 2$ 85
 - 10.3 General scaling theory 85
- 13. **Persistence of fractional Brownian motion and related processes** 86
- 14. **Persistence of fluctuating interfaces** 89
 - 14.1 Linear interfaces: two-time correlation function 94
 - 14.2 Linear interfaces: temporal persistence 97
 - 14.2.1 *Transient regime*: $t_0 = 0$ 98
 - 14.2.2 *Steady-state regime*: $t_0 \rightarrow \infty$ 99
 - 14.3 Linear interfaces: temporal survival probability 101
 - 14.4 Nonlinear interfaces: temporal persistence 102
 - 14.5 Spatial persistence and spatial survival probability: linear and nonlinear interfaces 104
 - 14.6 Persistence properties in flat versus radial geometry 106
- 15. **Discrete persistence** 107
 - 15.1 The correlator expansion 110
- 16. **Persistence in disordered systems** 111
 - 16.1 Persistence in the one dimensional Sinai model 112
 - 16.2 Persistence of a particle in the Matheron-de Marsily velocity field 116
 - 16.3 Rouse chain in a Matheron-de Marsily layered medium: persistence of a tagged monomer 119
- 17. **Various generalisations of persistence** 122
 - 17.1 Occupation time and persistent large deviations 122
 - 17.2 Persistence of domains and other patterns 125
 - 17.3 Spatial structures of persistent sites 126

- 17.4 Persistence in sequential versus parallel dynamics 127
- 18. **Persistence in reaction-diffusion models, Voter model, directed percolation** 128
 - 18.1 Reaction-diffusion models 128
 - 18.2 Voter model 129
 - 18.3 Directed percolation 130
 - 18.4 Turbulent fluid in 2 dimensions 131
- 19. **Persistence of a stationary non-Markovian non-Gaussian sequence: An exactly solvable case** 131
- 20. **Summary and Conclusion** 135

- Acknowledgements** 138

- References** 139

1. Introduction

The study of first-passage problems by physicists and mathematicians has a long history (see [1] for a recent survey of the field). To introduce the subject, let us consider tossing a fair coin. The two, equally probable, outcomes of each toss are heads (H) and tails (T). Suppose we agree that the process will terminate when the first tail appears. Then the probability that the process has not yet terminated after n tosses is 2^{-n} – the probability to toss n consecutive H 's. We might call $Q(n) = 2^{-n}$ the "persistence probability" for this process, i.e. it is the probability that the sequence of heads "persists" for *at least* n tosses. The probability that the process terminates after exactly $n + 1$ tosses is $P_1(n) = Q(n) - Q(n + 1) = 2^{-(n+1)}$. We might call this the "first-passage probability", i.e. it is the probability that the *first* tail appears at the $(n + 1)$ th toss. Note that $P_1(n)$ is normalised: $\sum_{n=0}^{\infty} 2^{-(n+1)} = 1$.

Perhaps the next simplest first-passage problem is an unbiased random walk on a semi-infinite lattice, with an absorbing boundary at the origin, which means that the walker is removed (or "dies") when it reaches the origin (see Fig. 1). At each time step the walker moves one step to the left or right, with equal probability. A typical first-passage problem is to compute the probability, $P_1(x_0, n)$, that, starting at lattice site x_0 , the walker first reaches the origin at step n [see Fig. 1 b)]. The corresponding persistence probability is the probability $Q(x_0, n)$ that the walker survives until at least step (or time) n having started at x_0 , and of course $P_1(x, n) = Q(x_0, n) - Q(x_0, n + 1)$. A straightforward calculation [1] gives a result with large- n form $Q(x_0, n) \sim c x_0/n^{1/2}$ where c is a constant. Introducing the terminology that we will use throughout this article, we will call the exponent $1/2$, characterising the asymptotic time dependence, the "persistence exponent" for this process, represented by the symbol θ . Thus $\theta = 1/2$ for the unbiased random walk in one dimension. In this article, we will also consider stochastic processes $X(t \geq 0)$, of zero mean, where both space and time are continuous. For such a process, the persistence $Q(t)$ is then defined as the probability that X has not changed sign up to time t , the probability density of the first time at which the process crosses $X = 0$ being $P_1(t) = -dQ(t)/dt$.

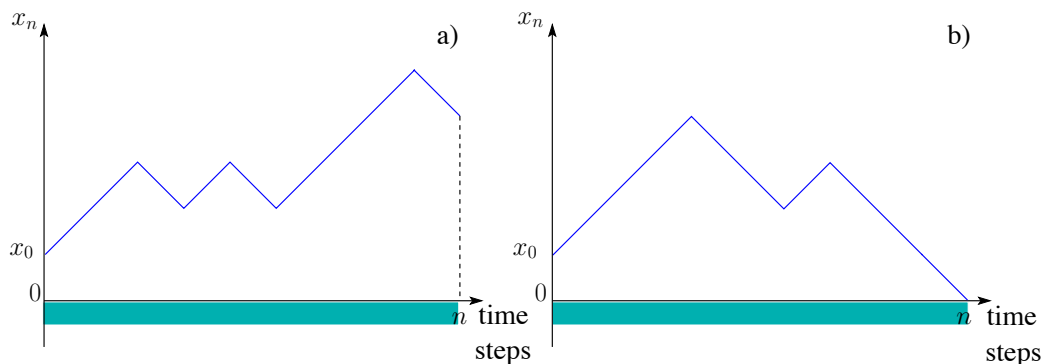


Figure 1. **a)**: Trajectory of a lattice random walk with an absorbing boundary at the origin, starting from x_0 , and contributing to the persistence probability $Q(x_0, n)$. **b)**: Trajectory of a lattice random walk with an absorbing boundary at the origin, starting from x_0 , and contributing to $P_1(x_0, n - 1)$.

First passage problems have been widely studied by mathematicians since the fifties [2], often inspired by engineering applications [3–6]. While remaining an important problem of probability theory (see Ref. [7] for a recent review from a mathematical point of view), persistence properties have received, in physics, a considerable attention in the context of non-equilibrium statistical mechanics of

spatially extended systems, both theoretically and experimentally. In various relevant physical situations, ranging from coarsening dynamics to fluctuating interfaces or polymer chains, the persistence probability turns out to decay algebraically at large times, $Q(t) \sim t^{-\theta}$. The persistence exponent θ carries interesting and useful information about the full history of the stochastic dynamics of the system. For this reason, θ is usually a nontrivial exponent, the prediction of which becomes particularly challenging for non-Markovian processes (for a brief review see [8]).

The interest of physicists for persistence properties came from experiments performed on the formation of dew, when water vapor condenses on a cold substrate as small droplets that imperfectly wet the substrate: these droplets are called "breath figures" (Fig. 2). It was shown in Ref. [9] that the fraction $f_{\text{dry}}(t)$ of the surface

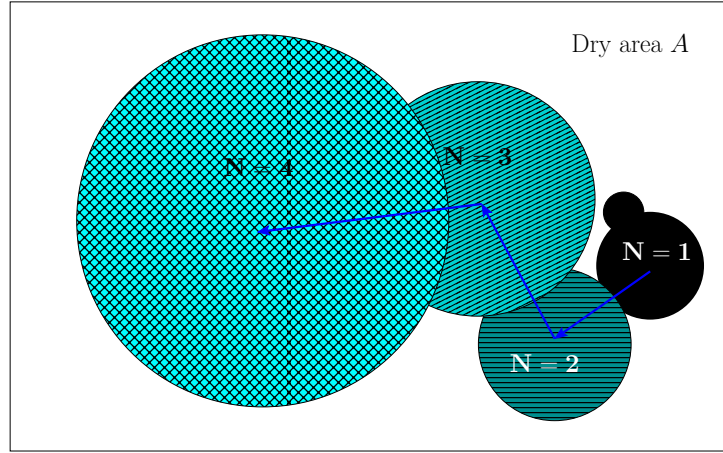


Figure 2. A dye spreads over a substrate by the growth and coalescence of droplets. The integer inside the droplet indicates the number of coalescences. The dry area A in white is the area of the substrate which has not been touched by a droplet. Figure inspired by Ref. [9].

which was never covered by any droplet decays as a power law $f_{\text{dry}}(t) \sim t^{-\theta}$, with $\theta = 1.0(1)$ [9]. It was realized that $f_{\text{dry}}(t)$ is an analogue of a persistence probability, which motivated theoretical studies of persistence properties for the coarsening dynamics of ferromagnetic spin models evolving at zero temperature $T = 0$ from random initial conditions [10, 11]. Such situations are paradigmatic instances of phase ordering kinetics, that is the growth of order through domain coarsening when a system is quenched from a homogeneous phase into a broken-symmetry phase. Phase ordering dynamics has been a very active field of investigations since the early sixties [12–15]. In these coarsening systems, the dynamics is usually characterized by a single length scale $L(t)$ which measures the typical size of the domains (see Fig. 3). The growth law of $L(t)$ is governed by the dynamics of domain walls, which involves collective rearrangements over the whole system: it is thus a very slow process. In many systems, the growth law is algebraic $L(t) \sim t^{1/z}$, defining the dynamical exponent z [12–14, 16, 17]. For example $z = 2$ for all systems with short range interactions described by a scalar non conserved order parameter [14]. Note that the dynamics can be much slower in the presence of quenched disorder where $L(t) \sim (\log t)^{1/\psi}$ [14, 18, 19]. In many situations $L(t)$ is the only macroscopic length and hence it controls the time dependence of any physical observable. For instance, the two-time correlation function of the order parameter $C(t, t')$ takes, for large times t, t' the scaling form $C(t, t') \sim F_C[L(t)/L(t')]$ [14], known under the name of 'simple aging' [20]. A large body of the work on coarsening dynamics has been the study of the associated scaling functions like $F_C(x)$, and in particular their asymptotic large x behavior, $F_C(x) \sim x^{-\lambda}$ where λ is the autocorrelation exponent [21], for which there exists very few exact results [14]. Characterizing

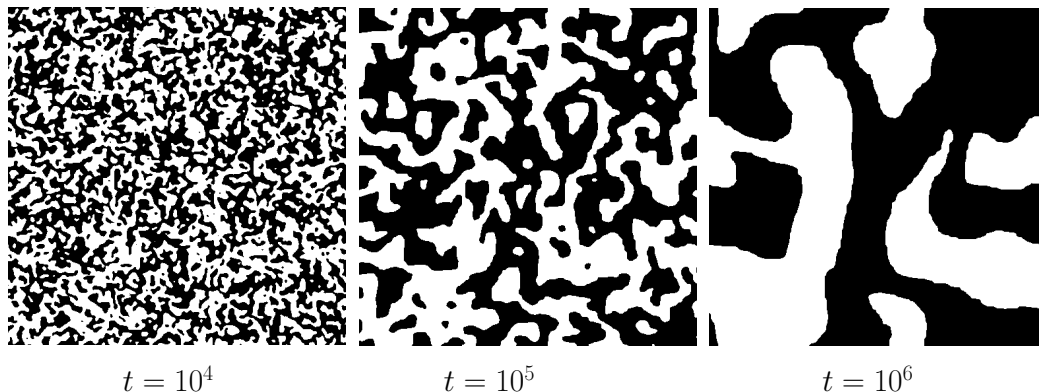


Figure 3. Snapshots, at different times $t = 10^4, 10^5$ and 10^6 , of a 2-d Ising model on a square lattice of linear size $L = 512$ evolving with Glauber dynamics at $T = 0$, starting from a completely disordered configuration at $t = 0$. In white (respectively in black) are represented the up spins (respectively the down spins).

these correlations in coarsening systems is certainly an important and interesting question. However, these correlation functions do not give much information about the history of the evolution process.

The simplest and the most natural way to probe the history of a ferromagnetic system undergoing phase ordering is to focus on the persistence probability $Q(t)$ of the local magnetization, which is the probability that the local spin at site \mathbf{r} has not flipped between time 0 and time t (note that, for a finite system, $Q(t)$ is independent of \mathbf{r} far enough from the boundary of the system). Alternatively $Q(t)$ can be viewed as the fraction of spins which have never flipped until time t , and hence is similar to the quantity $f_{\text{dry}}(t)$ measured in breath figures experiments (Fig. 2). Numerical simulations were first performed for q -states Potts model in low dimension, starting at $t = 0$ from a completely random initial condition, and evolving subsequently with Glauber dynamics at $T = 0$. They revealed an algebraic decay of $Q(t) \sim t^{-\theta}$ with an exponent which depends both on q and on the dimension of the system. For instance, for $q = 2$ corresponding to Ising systems, $\theta = 0.37$ in $d = 1$ and $\theta = 0.22$ in $d = 2$ [10, 11]. These results clearly provide evidence that this exponent θ is indeed nontrivial. Soon after these first numerical results and analytical approaches on related simplified models [22, 23], the one-dimensional Glauber dynamics of the q -states Potts model at $T = 0$ was exactly solved in Ref. [24, 25], using a relation to a reaction-diffusion model [26], showing that the persistence exponent is indeed a nontrivial function of the parameter q , with in particular $\theta = 3/8$ for $q = 2$. Although exact results were restricted to $d = 1$, approximate analytical methods were developed in Ref. [27, 28] to compute θ in any dimensions by exploiting a mapping to a quantum mechanics problem, yielding for instance, for Ising spins, $\theta \approx 0.19$ in $d = 2$. It was soon realized that the persistence exponent θ is actually nontrivial if the underlying stochastic process is non-Markovian. It was indeed shown that such a simple system as the diffusion equation with random initial conditions yields highly nontrivial persistence exponents, for which no exact result is known [29, 30]. These surprising results for the persistence exponent of spatially extended systems have subsequently motivated a large body of theoretical works which are reviewed in the rest of the paper.

Quite remarkably, these theoretical works on the persistence exponent, motivated to a large extent by experiments on breath figures (Fig. 2), were shortly followed by several other experiments on various coarsening systems, which measured a nontrivial persistence exponent. For instance, a quantity similar to $f_{\text{dry}}(t)$ in the breath figures – an analogue of a persistence probability – was measured in experiments on two-dimensional soap froth [31, 32], yielding a persistence expo-

ment slightly larger than $\theta = 1$, which is the expected exact result for soap froth in $d = 2$ dimensions [33, 34] (or $\theta = d/2$ for arbitrary $d > 1$). The first experiments on Ising like systems – like the one discussed in the aforementioned theoretical works – were performed on twisted nematic liquid crystal in two dimensions [35]. These studies used a liquid crystal sample placed between two glass plates whose surfaces had been treated to force the direction of molecular alignment (director field) at the surface of a glass plate to lie parallel to the glass plate along a well defined direction. The two glass plates are oriented such that the orientation of the director at one glass surface is orthogonal to the orientation of the director at the other glass surface. The director field must thus twist by $\pi/2$, either clockwise or counter-clockwise, so that, after a thermal quench from the isotropic to the nematic phase, the liquid crystal organized itself into domains in which the director was forced to twist clockwise or counter-clockwise by $\pi/2$ in going from one plate to the other. The boundary between two domains of opposite twist consists of a twist disclination line. Regions of opposite twist correspond to Ising model domains in which the spins all point up or down. In these experiments, the persistence probability $Q(t)$ that the local order parameter has not switched its state by the time t was found to decay algebraically $Q(t) \sim t^{-\theta}$ with a measured persistence exponent $\theta = 0.190(31)$, in good agreement with analytical approximation [27] and numerical simulations [10, 11]. These first results have been followed by a large numbers of other experimental measurements of the persistence probability in a variety of physical systems including NMR measurement of persistence in 1-d diffusion in Xenon gases [36], fluctuating step edges on crystals [37, 38], advancing combustion fronts [39], two-dimensional Ostwald ripening [40], reactive-wetting interfaces [41] and liquid crystal turbulence [42]—some of these results will be discussed later in appropriate sections.

At variance with the original problem of first passages as studied in the mathematics literature, physical situations usually involve systems containing infinitely many degrees of freedom. It is for these systems that the term "persistence" was originally introduced in the physics literature. However, for consistency of terminology we will use it also for systems with finitely many degrees of freedom, and introduce the "persistence exponent", θ , to describe the decay of survival probability, for cases where the decay has a power-law form. Before turning to systems with infinitely many degrees of freedom, we will first discuss in detail a number of first-passage problems with finitely many degrees of freedom, starting in section 2 with the simplest case of random walks, where we will review in particular the famous Sparre Andersen theorem. A very convenient formal approach to such problems is provided by the "Backward Fokker-Planck" (BFP) method, and in section 3 we introduce the method, and show how it provides a rather elegant approach to calculating persistence exponents in such systems. In particular, we apply the method to single particle systems in continuous time, including the Brownian walk and the random acceleration process, $\ddot{x} = \eta(t)$ (with $\eta(t)$ a Gaussian white noise). In section 3, we also show that many related processes can be solved exactly using this BFP method. Continuing up the hierarchy of increasing complexity, we next discuss the persistence of multi-particle systems in section 4. We will study, in particular, the trapping reaction $A + B \rightarrow B$, in which the survival probability of a single A -particle diffusing in the presence of a sea of diffusing B -particles is addressed, before reaching the core of this article which is the study of persistence of fields, i.e systems with infinitely many degrees of freedom. These systems and a variety of theoretical approaches are discussed in sections 5 to 19. A short review by one of us on some of the themes discussed in this article can be found in Ref. [8].

2. Survival and first-passage for random walks

Let us consider a simple discrete-time random walker moving on a continuous line. The position x_n of the walker after n steps evolves, for $n \geq 1$ via

$$x_n = x_{n-1} + \eta_n , \quad (1)$$

starting at $x_0 = 0$, where the step lengths η_n 's are independent and identically distributed (i.i.d.) random variables with zero mean and each drawn from a distribution $\phi(\eta)$ which is symmetric, $\phi(\eta) = \phi(-\eta)$. Note that the evolution equation (1) is obviously Markovian since the position x_n at step n depends only on the position at just the previous time x_{n-1} and on the current noise at step n , η_n . Few examples of symmetric jump length distribution $\phi(\eta)$ are

- (i) $\phi(\eta) = \frac{1}{2}e^{-|\eta|}$ (exponential),
- (ii) $\phi(\eta) = \frac{1}{\sigma_0\sqrt{2\pi}} \exp(-\eta^2/2\sigma_0^2)$ (Gaussian),
- (iii) $\phi(\eta) = \frac{1}{2} [\theta(\eta+1) - \theta(\eta-1)]$ (uniform),
- (iv) $\phi(\eta) \propto |\eta|^{-1-\mu}$, $\eta \rightarrow \infty$ (Lévy random walk),
- (v) $\phi(\eta) = \frac{1}{2}\delta(\eta+1) + \frac{1}{2}\delta(\eta-1)$ (Lattice random walk). (2)

Note that in the 4 first examples of (2) the cumulative jump distribution $\Psi(x) = \int_{-\infty}^x \phi(\eta) d\eta$ is a continuous function. In the last example, where the walker is restricted to move on a one-dimensional lattice with unit lattice spacing, $\Psi(x)$ is a non-continuous function. We will see below that this continuity property will play an important role.

Let us first focus on the first 4 cases above in (2) where the pdf $\phi(\eta)$ is continuous and symmetric with zero mean. Let $\hat{\phi}(k) = \int_{-\infty}^{\infty} \phi(\eta) e^{ik\eta} d\eta$ denote the Fourier transform of the jump distribution. It has the following small k behavior

$$\hat{\phi}(k) = 1 - (l_\mu |k|)^\mu + \dots \quad (3)$$

where $0 < \mu \leq 2$ and l_μ represents a typical length scale associated with the jump. The exponent $0 < \mu \leq 2$ dictates the large $|\eta|$ tail of $\phi(\eta)$. For jump densities with a finite second moment $\sigma^2 = \int_{-\infty}^{\infty} \eta^2 \phi(\eta) d\eta$, such as Gaussian, exponential, uniform etc, one evidently has $\mu = 2$ and $l_2 = \sigma/\sqrt{2}$. In contrast, $0 < \mu < 2$ corresponds to jump densities with fat tails $\phi(\eta) \sim |\eta|^{-1-\mu}$ as $|\eta| \rightarrow \infty$. A typical example is $\hat{\phi}(k) = \exp[-|l_\mu k|^\mu]$ where $\mu = 2$ corresponds to the Gaussian jump distribution, while $0 < \mu < 2$ corresponds to Lévy flights (for reviews on these jump processes see [43, 44]).

A quantity that plays a crucial role in the study of persistence properties is $P_n(x)$ which denotes the probability density of the position of the symmetric random walk at step n . Using the Markov rule in Eq. (1), it is easy to see that $P_n(x)$ satisfies the recursion relation

$$P_n(x) = \int_{-\infty}^{\infty} P_{n-1}(x') \phi(x-x') dx' , \quad (4)$$

starting from $P_0(x) = \delta(x)$. This recurrence relation can be trivially solved by

using Fourier transform to get

$$P_n(x) = \int_{-\infty}^{\infty} \frac{dk}{2\pi} \left[\hat{\phi}(k) \right]^n e^{-ikx}. \quad (5)$$

In the limit of large n , the small k behavior of $\hat{\phi}(k)$ dominates the integral on the right hand side (rhs) of Eq. (5). For $\mu = 2$, the central limit theorem holds, $x \sim \sigma n^{1/2}$, and $P_n(x)$ approaches a Gaussian scaling form

$$P_n(x) \rightarrow \frac{1}{\sigma n^{1/2}} \mathcal{L}_2 \left(\frac{x}{\sigma n^{1/2}} \right), \quad \text{where} \quad \mathcal{L}_2(y) = \frac{1}{\sqrt{2\pi}} \exp(-y^2/2). \quad (6)$$

On the other hand, for $0 < \mu < 2$, substituting the small k behavior from Eq. (3), one easily finds that, typically $x \sim l_\mu n^{1/\mu}$ and $P_n(x)$ approaches the scaling form [43]

$$P_n(x) \rightarrow \frac{1}{l_\mu n^{1/\mu}} \mathcal{L}_\mu \left(\frac{x}{l_\mu n^{1/\mu}} \right), \quad \text{where} \quad \mathcal{L}_\mu(y) = \int_{-\infty}^{\infty} \frac{dk}{2\pi} e^{-|k|^\mu} e^{-iky}. \quad (7)$$

For $0 < \mu < 2$, the scaling function $\mathcal{L}_\mu(y)$ decays as a power law for large $|y|$ [43]

$$\mathcal{L}_\mu(y) \xrightarrow{y \rightarrow \infty} \frac{A_\mu}{|y|^{\mu+1}}, \quad \text{where} \quad A_\mu = \frac{1}{\pi} \sin(\mu\pi/2) \Gamma(1 + \mu). \quad (8)$$

In particular, for $\mu = 1$, the scaling function $\mathcal{L}_1(y)$ is the Cauchy density $\mathcal{L}_1(y) = \frac{1}{\pi} \frac{1}{1+y^2}$.

2.1. Sparre Andersen theorem and persistence of a symmetric random walk

For such a random walk (1), the persistence – or equivalently in this case the survival probability – is defined as the probability $Q(x_0, n)$ that the particle, starting at x_0 , stays positive (i.e. survives) up to step n , no matter what the final position is. Thus

$$Q(x_0, n) = \text{Prob.} [x_n \geq 0, x_{n-1} \geq 0, \dots, x_1 \geq 0 | x_0] \quad (9)$$

where we use the notation $\text{Prob.} [A|B]$ to denote the (conditional) probability of the event A , given the event B .

It is possible to write a backward equation for $Q(x_0, n)$ in (9) by considering the stochastic jump $x_0 \rightarrow x'_0$ at the first step and then subsequently evolves for $(n - 1)$ steps starting from this new initial position x'_0 while staying positive all along (for a recent review see [45]). Using the Markov property of the evolution (9) the backward equation for $Q(x_0, n)$ reads

$$Q(x_0, n) = \int_0^\infty Q(x'_0, n - 1) \phi(x'_0 - x_0) dx'_0, \quad (10)$$

with the initial condition

$$Q(x_0, 0) = 1, \quad \forall x_0 \geq 0, \quad (11)$$

which follows from the fact that the walker does not cross the origin in 0 step. Even though the integral equation in Eq. (10) has a convolution form, the limits of

integration over x'_0 is over the half-space $[0, +\infty)$, and not the full space $(-\infty, +\infty)$ as in Eq. (4) and hence the Fourier transform is of little use in this case. In fact, such half-space integral equations (10) are known as Wiener-Hopf integral equations [46]. While for a general kernel $\phi(x)$ this type of equation (10) is highly difficult to solve, for the particular case where $\phi(x)$ is continuous [like in the 4 first cases in (2)] and has the interpretation of a probability density function (i.e., non-negative and normalized) one can obtain an explicit solution to (10). This solution was first found by Pollaczek in [47] and later on, in a more combinatorial way, by Spitzer [48, 49]. The same integral equation also appeared previously in a variety of half-space transport problems in physics and astrophysics and several other derivations of the solution of this equation (10), mostly algebraic, exist in the literature [50]. We refer the reader to [51] for a pedagogical description of the solution of (10). The solution of Eq. (9) with the initial condition in (11) reads, in terms of double Laplace transform of $Q(x_0, n)$

$$\int_0^\infty dx_0 \left[\sum_{n=0}^\infty Q(x_0, n) s^n \right] e^{-px_0} dx_0 = \frac{1}{p\sqrt{1-s}} \exp \left[-\frac{p}{\pi} \int_0^\infty \frac{\ln 1 - s\hat{\phi}(k)}{p^2 + k^2} dk \right], \quad (12)$$

where we remind that $\hat{\phi}(k) = \int_{-\infty}^\infty \phi(\eta) e^{ik\eta} d\eta$ is the Fourier transform of the jump length distribution. Although the survival probability $Q(x_0, n)$ depends explicitly on the jump distribution $\phi(\eta)$ – as it is obvious on Eq. (12) – it turns out that $Q(0, n)$ becomes universal, i.e. independent of $\phi(\eta)$. From Eq. (12) one can indeed show that if $\phi(\eta)$ is not only symmetric but also continuous one has

$$\sum_{n=0}^\infty Q(0, n) s^n = \frac{1}{\sqrt{1-s}}, \quad (13)$$

which leads to the famous Sparre Andersen theorem [2]

$$q(n) = Q(0, n) = \binom{2n}{n} 2^{-2n}. \quad (14)$$

We emphasize that this result (14), which holds for any n (and not just for large n), states that the survival probability $q(n) = Q(0, n)$ starting from the origin is the same no matter whether the jump length distribution is exponential, Gaussian, uniform or has an algebraic tail $\phi(\eta) \propto \eta^{-1-\mu}$, including also $\mu < 2$. Since the original derivation of Sparre Andersen, relying on a combinatorial approach, various derivations of this result have been proposed in the literature [52, 53], all of them remaining relatively complicated. In the limit of large n , the survival probability $q(n)$ in (14) behaves like

$$q(n) = Q(0, n) \sim \frac{1}{\sqrt{\pi n}}, \quad (15)$$

and hence the persistence exponent θ associated to the symmetric random walk is $\theta = 1/2$. We emphasize again that this result (15) holds for arbitrary continuous jump distribution, including Lévy random walks. It turns out that $q(n)$'s in (15) also play as basic building blocks for the calculation of statistics of records of random walks and Lévy flights which also turn out to be universal [54]. Note that

for arbitrary initial position x_0 , $Q(x_0, n)$ will depend explicitly on $\phi(\eta)$ (12) but the persistence exponent $\theta = 1/2$ (15) will remain universal.

For a lattice random walk [the fifth example in (2)] the generalization of (13) reads

$$\sum_{n=0}^{\infty} Q(0, n) s^n = \frac{1}{1-s} - \frac{1 - \sqrt{1-s^2}}{s(1-s)} \propto \frac{\sqrt{2}}{\sqrt{1-s}}, \quad s \rightarrow 1^-, \quad (16)$$

which leads, in this case, to

$$q(n) = Q(0, n) \sim \frac{\sqrt{2}}{\sqrt{\pi n}}, \quad (17)$$

which differs by a factor of $\sqrt{2}$ from the result (15) for continuous jump length distribution $\phi(\eta)$. We refer the reader to Ref. [7] for more details on the persistence of discrete random walks.

2.2. Generalized Sparre Andersen theorem and persistence of a random walk with a drift

The above result for the survival probability starting from the origin (14) holds for continuous and symmetric jump length distribution $\phi(\eta)$. There however exists a generalization of this result for non-symmetric (but still continuous) $\phi(\eta)$. For asymmetric jump distribution of a random walk starting from $x_0 = 0$, the probability that the walker is on the positive side up to n steps is different from the probability that it is on the negative side up to n steps. Hence we need to define two different survival probabilities

$$q_+(n) = \text{Prob.}[x_n \geq 0, \dots, x_1 \geq 0 | x_0 = 0], \quad (18)$$

$$q_-(n) = \text{Prob.}[x_n \leq 0, \dots, x_1 \leq 0 | x_0 = 0]. \quad (19)$$

Of course, for symmetric jump distributions $q_+(n) = q_-(n)$. In the asymmetric case, the generalization of the Sparre Andersen theorem (14) reads [55]

$$\tilde{q}_+(s) = \sum_{n=0}^{\infty} q_+(n) s^n = \exp \left[\sum_{n=1}^{\infty} \frac{p_n^+}{n} s^n \right], \quad p_n^+ = \text{Prob.}(x_n \geq 0), \quad (20)$$

$$\tilde{q}_-(s) = \sum_{n=0}^{\infty} q_-(n) s^n = \exp \left[\sum_{n=1}^{\infty} \frac{p_n^-}{n} s^n \right], \quad p_n^- = \text{Prob.}(x_n \leq 0), \quad (21)$$

where p_n^+ and p_n^- are just the probabilities that exactly at the n^{th} step the particle position is positive and negative respectively. For a symmetric random walk, $p_n^+ = p_n^- = 1/2$ and both formulae (20, 21) reduce to (13).

These formulae (20, 21) can be used to study the persistence properties of a random walk in the presence of a constant drift c , thus evolving via

$$x_n = x_{n-1} + c + \eta_n, \quad (22)$$

starting from $x_0=0$. The authors of Ref. [56] studied the persistence probability $q_-(n)$ (19) for a random walk with a drift as in (22) where the jump variables η_n are drawn from a Lévy stable distribution, $\hat{\phi}(k) = e^{-|k|^\mu}$, with $0 < \mu \leq 2$. In this

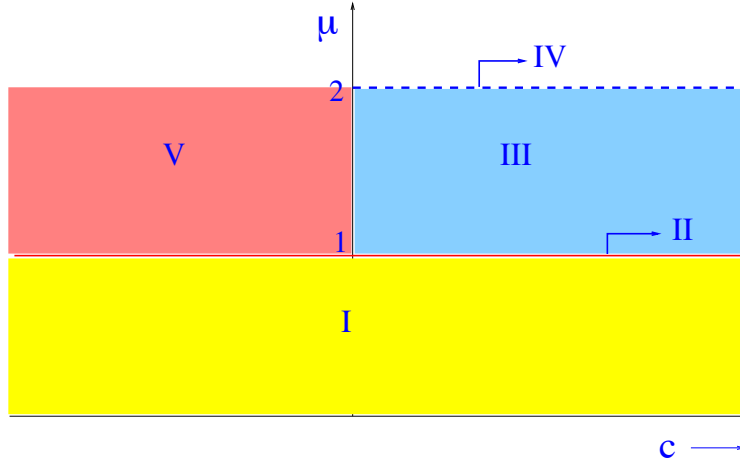


Figure 4. Phase diagram in the $(c, 0 < \mu \leq 2)$ strip depicting 5 regimes: (I) $0 < \mu < 1$ and c arbitrary (II) the line $\mu = 1$ and c arbitrary (III) $1 < \mu < 2$ and $c > 0$ (IV) the semi-infinite line $\mu = 2$ and $c > 0$ and (V) $1 < \mu \leq 2$ and $c < 0$. The persistence $q_-(n)$ exhibit different asymptotic behaviors in these 5 regimes [see (23) in the text and Ref. [56]].

case, the asymptotic behavior of $q_-(n)$ for large n depends on the sign of c and the value of the exponent μ in the following way (see Fig. 4):

$$\begin{aligned}
 q_-(n) &\sim B_I n^{-1/2} \quad \text{for } 0 < \mu < 1 \text{ and } c \text{ arbitrary} \quad (\text{regime I}), \\
 &\sim B_{II} n^{-\theta(c)} \quad \text{for } \mu = 1 \text{ and } c \text{ arbitrary} \quad (\text{regime II}), \\
 &\sim B_{III} n^{-\mu} \quad \text{for } 1 < \mu < 2 \text{ and } c > 0 \quad (\text{regime III}), \\
 &\sim B_{IV} n^{-3/2} \exp[-(c^2/2\sigma^2)n] \quad \text{for } \mu = 2 \text{ and } c > 0 \quad (\text{regime IV}), \\
 &\sim \alpha_\mu(c) \quad \text{for } 1 < \mu \leq 2 \text{ and } c < 0 \quad (\text{regime V}),
 \end{aligned} \tag{23}$$

where $B_I, B_{II}, B_{III}, B_{IV}$ and $\alpha_\mu(c)$ are computable constants and the exponent $\theta(c)$ is given by [57]

$$\theta(c) = \frac{1}{2} + \frac{1}{\pi} \arctan(c), \tag{24}$$

which thus depends continuously on $c \in (-\infty, +\infty)$. The behavior of q_n^+ (18) is directly obtained from (23) by transposing c to $-c$.

2.3. Continuous-time random walk (CTRW)

We end this section on random walks by discussing briefly the so called continuous-time random walk (CTRW), which was initially introduced by Montroll and Weiss in Ref. [58]. Within this model, the walker performs a usual random walk as in (1) but has to wait a certain "trapping time" τ before each jump. The trapping times between each jump are i.i.d. random variables with a common pdf $\psi(\tau)$ which has a power laws tail $\psi(\tau) \propto \tau^{-1-\alpha}$, $\alpha > 0$. This type of model was suggested by Scher and Montroll [59] to model non-Gaussian transport of electrons in disordered systems and, since, it has been widely used to describe phenomenologically anomalous dynamics in various complex systems [43, 44]. Indeed, for $\alpha < 1$, the mean trap-

ping time between two successive jumps is infinite and CTRW is characterized by a sub-diffusive behavior, with a dynamical exponent $z = 2/\alpha > 2$ and non-Gaussian statistics. The CTRW is thus a renewal process and, as shown originally in Ref. [59] (see also [60]), if one knows explicitly the expression of the expectation value of any observable in the discrete-time jump process (1), the corresponding expectation value for the CTRW can be derived straightforwardly: this fact goes by the name "subordination property" in the literature [44]. In particular, the persistence (or survival) probability $Q(x_0, t)$ in a given time interval $[0, t]$ for CTRW can be obtained from the corresponding expression for RW in (12). In particular for large t , one has $Q(x_0, t) \sim x_0/t^\theta$, with $\theta = \alpha/2$ [61]. The value $\theta = \alpha/2$ can be obtained by a simple scaling argument, by combining the result for the persistence of a RW after n steps $q(n) \sim n^{-1/2}$ (15) and the fact that a CTRW performs typically $n \sim t^\alpha$ such steps in the time interval $[0, t]$.

3. Persistence in single particle systems: Markov and non-Markov processes in continuous time

In this section we investigate the first-passage properties of a single particle which evolves via Markovian as well as non-Markovian dynamics in continuous time. In particular, we introduce a simple yet powerful method – the “Backward Fokker-Planck” method – which can both simplify the calculation of the persistence exponent θ for already well-studied models, and lead to new results for some apparently nontrivial models. In particular we demonstrate the advantages of backward Fokker-Planck methods over the more familiar forward Fokker-Planck equation. We illustrate the method via an increasingly complex set of processes, beginning with the simplest Markovian process: the one-dimensional Brownian walk.

3.1. The Brownian walker: the simplest Markov process

A Brownian walk (an unbiased random walk in continuous time and continuous space) in one dimension is described by the Langevin equation, which is the continuous version of Eq. (1),

$$\dot{x} = \eta(t), \quad (25)$$

where $\eta(t)$ is a Gaussian white noise with mean zero and correlator $\langle \eta(t) \eta(t') \rangle = 2D\delta(t-t')$. It is clear that this Langevin equation (25) defines a Markov process as the position of the walker at time $t + \Delta t$, $x(t + \Delta t) \approx x(t) + (\Delta t)\eta(t)$ depends only on the position at just the previous time $x(t)$ and on the noise $\eta(t)$. We consider the case where there is an absorbing boundary at $x = 0$, and the walker starts at some position $x > 0$ (see Fig. 1). The persistence probability $Q(x, t)$ is the probability that the walker *survives* (i.e. has not yet reached the absorbing boundary) at time t , *starting* from position x at time zero. Before turning to the BFP equation, we remind the reader how this problem is conventionally solved, using the usual (forward) FP equation, $\partial_t P = D\partial_{yy}P$, where $P(y, t|x, 0)$ is the probability density to find the walker at position y at time t . Ignoring the absorbing boundary, the solution for initial condition $P(y, 0) = \delta(y - x)$ is given by Greens function (or “heat kernel”)

$$G(y, t|x, 0) = \frac{\exp(-[y - x]^2/4Dt)}{(4\pi Dt)^{1/2}}. \quad (26)$$

The absorbing boundary condition enforces $P(0, t|x, 0) = 0$ for all x and t . This boundary condition can be implemented using the “image method” [1], writing

$$P(y, t|x, 0) = G(y, t|x, 0) - G(y, t|-x, 0) , \quad (27)$$

which clearly satisfies the differential equation, the boundary condition and the initial condition in the physical region $x \geq 0$. Finally, the persistence probability, $Q(x, t)$, that the particle has not reached the absorbing boundary at time t , given that it started at x , is obtained by integrating over all $y > 0$: $Q(x, t) = \int_0^\infty dy P(y, t|x, 0)$. The result is $Q(x, t) = \text{erf}(x/\sqrt{4Dt})$, where $\text{erf}(z)$ is the error function. For large t , Q decreases as $t^{-1/2}$, i.e. the persistence exponent is $\theta = 1/2$.

3.1.1. Brownian walker in one dimension: the backward Fokker-Planck method

The BFP equation provides an elegant method for computing the survival probability in which no integral over the final coordinate is required. The method has a large range of applications, many of which we will explore here. We begin with the one-dimensional Brownian walk to show the great simplifications which this method provides. These simplifications pay dividends when we come to more difficult problems.

Integrating the Langevin equation from $t = 0$ to $t = \Delta t$, where Δt is infinitesimal, we obtain the obvious identity

$$Q(x, t) = \langle Q(x + \Delta x, t - \Delta t) \rangle, \text{ for all } x > 0 , \quad (28)$$

where the average is over the displacement, Δx , that occurs in the first time interval Δt . We emphasize that, to derive this equation (28), we have explicitly used the Markov property of the process $x(t)$ which allows in particular to treat its fluctuations on the time intervals $[0, \Delta t]$ and $[\Delta t, t]$ as statistically independent. Expanding Eq. (28) to first order in Δt and second order in Δx , and using $\langle (\Delta x)^2 \rangle = 2D \Delta t$ gives the BFP equation

$$\partial_t Q = D \partial_{xx} Q , \quad (29)$$

with initial condition $Q(x, 0) = 1$, for all $x > 0$, and boundary condition $Q(0, t) = 0$ for all t . On dimensional grounds, the solution has the scaling form $Q(x, t) = f(x/\sqrt{Dt})$. Inserting this form into Eq. (29), yields the ordinary differential equation $f_{uu} + (u/2)f_u = 0$, where $u = x/\sqrt{Dt}$, with boundary conditions $f(0) = 0$, $f(\infty) = 1$. The solution is $f(u) = \text{erf}(u/2)$, that is

$$Q(x, t) = \text{erf}(x/\sqrt{4Dt}) . \quad (30)$$

The behaviour at large t is $Q(x, t) \sim x/\sqrt{\pi Dt} \propto t^{-\theta}$, with $\theta = 1/2$.

This result is well known, of course, but let us recap how it was obtained. We started with a partial differential equation (PDE) in two variables, and used dimensional analysis to reduce it to an ordinary differential equation (ODE) which could then be solved. However, if we are interested only in the value of the decay exponent θ a further simplification is possible, using an approach which, to our knowledge, was first introduced by Burkhardt [62] in his study of the random acceleration process (of which more later).

We first illustrate this approach for the Brownian walker. On dimensional grounds we know that the persistence probability has the form $Q(x, t) = f(x/\sqrt{Dt})$. For

large t we anticipate a power-law decay with time, $Q(x, t) \sim (x^2/Dt)^\theta$. Now we can insert this form into Eq. (29). Doing this, we notice that the time derivative term on the left is smaller by one power of t than the term on the right, and is therefore negligible at large time. This leads to the remarkably simple equation $2\theta(2\theta - 1) = 0$, leading to $\theta = 1/2$ as before (but without having to solve any differential equation at all!). Note that the second solution, $\theta = 0$, is unphysical, since the persistence probability must decay to zero at long times.

To illustrate the power of this method we apply it to a few more simple problems related to the Brownian walker before embarking on some nontrivial applications.

3.1.2. Brownian walker in higher dimensions

The first extension is to analyse the Brownian walk in general dimension d , with an absorbing boundary at the origin. The BFP equation reads $\partial_t Q = \nabla^2 Q$, a natural extension of equation (29). By rotational symmetry, the survival probability, $Q(r, t)$, only depends on the radial coordinate, r , of the initial position, so we can write the equation in the form

$$\partial_t Q = D \left(\partial_{rr} Q + \frac{d-1}{r} \partial_r Q \right). \quad (31)$$

By dimensional analysis, $Q(r, t) = f(r/\sqrt{Dt})$, and for $Dt \gg r^2$ we expect the power-law form, $Q(r, t) \sim (r^2/Dt)^\theta$. Inserting this in the BFP equation, we see again that the left-hand side becomes asymptotically negligible, giving $2\theta(2\theta + d - 2) = 0$, which implies $\theta = (2 - d)/2$. Since, however, θ cannot be negative (the survival probability cannot *grow* with time), this result is restricted to dimensions $1 \leq d < 2$. The reader may reasonably protest that non-integer dimensions are unphysical. There is, however, a physical interpretation of this result. Suppose the particle moves in one dimension, but is subject to a radial force equal to A/r . Then the BFP equation reads $\partial_t Q = D\partial_{rr} Q + (A/r)\partial_r Q$, which has same form as equation(31), with $d - 1 = A/D$. So motion in one dimension, with a repulsive force A/r is equivalent to free motion in dimension $1 + A/D$.

3.1.3. Brownian walker in a wedge

We consider a random walker moving in a two-dimensional wedge of angle α (Fig. 5). The BFP equation reads, by an obvious extension of Eq. (29),

$$\partial_t Q = D\nabla^2 Q = D \left(\partial_{rr} Q + \frac{1}{r} \partial_r Q + \frac{1}{r^2} \partial_{\phi\phi} Q \right), \quad (32)$$

in plane polar coordinates (where we use ϕ for the polar angle to avoid confusion with the persistence exponent θ). The wedge is defined by $0 \leq \phi \leq \alpha$, the lines $\phi = 0$ and $\phi = \alpha$ being absorbing boundaries.

On dimensional grounds we have $Q(r, \phi, t) = f(r/\sqrt{Dt}, \phi)$. The boundary conditions are $f = 0$ when $\phi = 0$ and $\phi = \alpha$. For large t we expect the power-law decay $Q \sim (r^2/Dt)^\theta g(\phi)$. Inserting this form into Eq. (32) we see that, once again, the left side is negligible compared to the right for large t , leaving us with the simple equation $g''(\phi) + 4\theta^2 g(\phi) = 0$, with boundary conditions $g(0) = 0 = g(\alpha)$. The solution satisfying $g(0) = 0$ is $g(\phi) = c \sin(2\theta\phi)$, where c is a constant. The boundary condition $g(\alpha) = 0$ quantises the allowed values of θ : $\theta_n = n\pi/2\alpha$, with n a positive integer. The general solution for $Q(r, t)$ therefore has the asymptotic

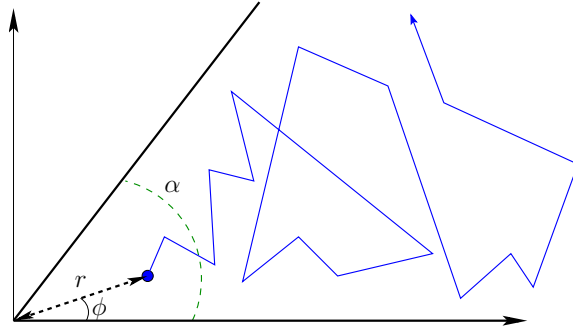


Figure 5. Trajectory (in blue) of planar random walk in a wedge of angle α , such that the lines $\phi = 0$ and $\phi = \alpha$ are absorbing boundaries. The depicted trajectory contributes to $Q(r, \phi)$.

form

$$Q(r, t) \sim \sum_{n=1}^{\infty} c_n (r^2/Dt)^{\theta_n} \sin(2\theta_n \phi) . \quad (33)$$

This is dominated by the $n = 1$ term for large times, so the persistence exponent is

$$\theta = \theta_1 = \pi/2\alpha . \quad (34)$$

The usual derivation of this result [1, 63] is somewhat longer.

3.1.4. Brownian walker in a cone

We now pursue with a simple application of the BFP method to a three-dimensional example – the Brownian walker confined to a cone of semi-angle α whose surface is an absorbing boundary [1, 64]. By symmetry, the survival probability Q depends only on the distance r of the initial position from the apex of the cone, and the principal polar angle ϕ of the initial position (once more using ϕ instead of θ to avoid confusion with the persistence exponent). Thus $Q = Q(r, \phi, t)$. The BFP equation reads $\partial_t Q = D\nabla^2 Q$, as before, with the boundary condition that $Q(r, \alpha, t) = 0$ for all r and t .

In spherical polar coordinates we have

$$\partial_t Q = D \left(\partial_{rr} Q + \frac{2}{r} \partial_r Q + \frac{1}{r^2 \sin \phi} \partial_\phi (\sin \phi \partial_\phi Q) \right) . \quad (35)$$

For large t we expect, once again, the power-law decay $Q(r, \phi, t) \sim (r^2/Dt)^\theta g(\phi)$. Inserting this form into the Eq. (35) and noting, once again, that the left-hand side is negligible for large t , we obtain the ODE

$$\frac{1}{\sin \phi} \frac{d}{d\phi} \left(\sin \phi \frac{dg}{d\phi} \right) + 2\theta(2\theta + 1)g = 0 . \quad (36)$$

The change of variable $\cos \theta = x$ converts this equation into Legendre's differential equation:

$$(1 - x^2)g''(x) - 2xg'(x) + 2\theta(2\theta + 1)g(x) = 0 . \quad (37)$$

The boundary conditions are $g(\cos \alpha) = 0$, and the condition that $g(x)$ is regular at $x = \pm 1$. The latter boundary condition fixes the solution as the Legendre function,

$P_l(x)$, with $l = 2\theta$, and combined with the former gives the final condition

$$P_{2\theta}(\cos \alpha) = 0 . \quad (38)$$

For general α this equation has to be solved numerically (with, as ever, the smallest value of θ being the physical one). For certain values of α however, for which 2θ is an integer, the Legendre function becomes a Legendre polynomial. The first few cases are $\theta = 1/2$ for $\alpha = \pi/2$, $\theta = 1$ for $\alpha = \cos^{-1}(1/\sqrt{3})$ and $\theta = 3/2$ for $\alpha = \cos^{-1}(\sqrt{3/5})$. We refer the reader to [64] for more details on this problem.

A closely related problem is the survival probability $Q(t)$ of a particle inside a paraboloidal domain, of equation $y = a(x_1^2 + \dots + x_{d-1}^2)^{p/2}$, in d dimensions and with $p > 1$, studied in Ref. [65]. When the particle is inside the domain, it was shown that $Q(t)$ generically decays as a stretched exponential $\ln Q(t) \sim -t^{(p-1)/(p+1)}$, independently of d [65]. See also [66] for a rigorous treatment of this problem.

Our next group of applications reveals the full force of the BFP method.

3.1.5. Brownian walker in an expanding cage

Consider now a particle which diffuses, with a diffusion constant D , within a one-dimensional "cage" $[-L(t), L(t)]$ and is absorbed when it touches the wall (Fig. 6). We are interested in determining the probability $Q(t)$ that such a particle survives up to time t [67–70]. In a cage of fixed length $2L$, $Q(t)$ decays exponentially, $Q(t) \sim \exp(-\pi^2 Dt/4L^2)$ at large time t . The behavior becomes more interesting when the particle is helped to survive by allowing the cage walls to recede by choosing $L(t) = (At)^\alpha$. In such a situation, there are three distinct regimes for the behavior of $Q(t)$ which are determined by the competition between the rate at which the cage grows, $\sim t^\alpha$, and the rate at which diffusion brings the particle to the cage walls, $\sim t^{1/2}$:

- (i) For $\alpha < 1/2$, the cage grows more slowly than the typical displacement of a freely diffusing particle. This leads to a stretched exponential decay of the survival probability $Q(t) \sim \exp[-a_\alpha t^\gamma]$, with $\gamma = 1 - 2\alpha$, and a_α is some constant.
- (ii) For $\alpha > 1/2$, the cage grows more rapidly than the particle is diffusing and in this case $Q(t)$ goes to a non zero limiting value $Q(t) \sim Q_\infty$ as $t \rightarrow \infty$. Below, this limiting value is computed exactly in the case $\alpha = 1$ using the Backward Fokker-Planck method.
- (iii) For the marginal situation $\alpha = 1/2$ a richer behavior arises in which the competition between the cage length $L(t) = (At)^{1/2}$ and the diffusion length $(Dt)^{1/2}$ plays a crucial role. In this case $Q(t)$ decays algebraically at large time, $Q(t) \sim t^{-\theta}$ where θ depends on the ratio A/D and is determined by the smallest solution on the positive real axis of the following equation

$$\mathcal{D}_{2\theta}(\sqrt{A/2D}) + \mathcal{D}_{2\theta}(-\sqrt{A/2D}) = 0 , \quad (39)$$

where $\mathcal{D}_\nu(x)$ is a parabolic cylinder function of order ν . This problem was revisited in detail in Ref. [71] in connection with a generalization of the Kolmogorov-Smirnov ("goodness-of-fit") test. In particular, the prefactor of the power law decay of $Q(t)$ was computed.

In the marginal situation, $L(t) = (At)^{1/2}$, one can show, as expected, that $\theta \rightarrow 0$ as $A/D \rightarrow \infty$ [70]. On the other hand, when $L(t) \propto t^\alpha$ with $\alpha > 1/2$, $Q(t)$ remains finite when $t \rightarrow \infty$. One may then naturally wonder: what is the transition between certain death ($Q_\infty = 0$) and finite survival ($Q_\infty > 0$)? One can actually show (see for instance [1]) that Q_∞ is finite provided that $L(t)$ grows faster than $L^*(t)$ given

by

$$L^*(t) = \sqrt{4Dt \left(\log \log t + \frac{3}{2} \log \log \log(t) + \dots \dots \right)}, \quad (40)$$

where higher corrections involve higher iterations of the logarithms. The first term in (40) is known under the name of Khintchine's law of iterated logarithm [72, 73], which is usually stated as follows ($x(t)$ denoting Brownian motion with diffusion constant D)

$$\limsup_{t \rightarrow \infty} \frac{x(t)}{\sqrt{4Dt \log \log t}} = 1, \quad (41)$$

where $\limsup_{t \rightarrow \infty} f(t) \equiv \lim_{t \rightarrow \infty} \sup_{u \geq t} f(u)$ for some function f .

Here we show that, for the case of linearly receding walls (corresponding to $\alpha = 1$), the asymptotic survival probability can be easily calculated using BFP methods [74]. Let the walls be located at positions $\pm(l + ct)$, i.e. the walls start at positions $\pm l$ and recede at speed c (Fig. 6). The Brownian walker is initially located

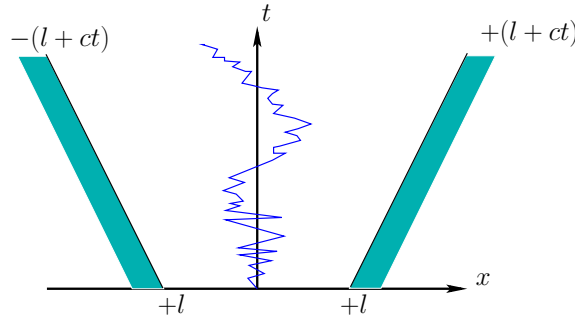


Figure 6. Brownian walker, starting from the origin, in a linearly expanding cage

at position x in the interval $(-l, l)$. The probability $Q(x, l, t)$ that the particle survives till time t satisfies the identity $Q(x, l, t) = \langle Q(x + \Delta x, l + c\Delta t, t - \Delta t) \rangle$, where the average is over the displacement Δx that occurs in the infinitesimal time interval Δt . Expanding to first order in Δt , using $\langle \Delta x \rangle = 0$ and $\langle (\Delta x)^2 \rangle = 2D\Delta t$, gives

$$\partial_t Q = D \partial_{xx} Q + c \partial_t Q. \quad (42)$$

Here we focus on infinite-time survival probability, $Q(x, l, \infty)$. Introducing dimensionless variables $y = cx/D$, $\lambda = cl/D$, we obtain that $Q = \hat{Q}(y = cx/D, \lambda = cl/D)$ where \hat{Q} satisfies

$$\partial_{yy} \hat{Q} + \partial_\lambda \hat{Q} = 0, \quad (43)$$

with $-\lambda \leq y \leq \lambda$. The boundary conditions are $\hat{Q}(\pm\lambda, \lambda) = 0$ for all λ , and $\hat{Q}(y, \infty) = 1$ for all y . A solution satisfying the differential equation and the boundary conditions can be written down by inspection:

$$\hat{Q}(y, \lambda) = \sum_{n=-\infty}^{\infty} (-1)^n \cosh(ny) e^{-n^2 \lambda}. \quad (44)$$

For a complete solution of this problem in any dimension (where the expanding cage becomes an expanding circle, sphere or hypersphere), it seems that one has to apply the conventional (i.e. forward) Fokker-Planck equation (see [75]).

3.1.6. Maximum excursion of a Brownian walker

As a further example of the power of the BFP approach, we consider a Brownian walker moving on a semi-infinite line with an absorbing boundary at the origin. We compute the probability $P(m|x)$, that the maximum position reached by the walker, given that it started at x , is smaller than m (see Fig. 7). To obtain an



Figure 7. Excursion of a random walk with an absorbing boundary at the origin, starting from x , and surviving up to time t . It has its maximum below the value m and hence contributes to $P_1(m, t|x)$ (see the text).

equation for this quantity we first compute the probability, $P_1(m, t|x)$, that the maximum position reached by the walker up to time t is smaller than m .

By considering the changes that occur in the first time interval, Δt , we obtain $P_1(m, t|x) = \langle P_1(m, t - \Delta t|x + \Delta x) \rangle$, where the average is over the displacement Δx , that occurs in time Δt . Using, as usual, $\langle \Delta x \rangle = 0$ and $\langle (\Delta x)^2 \rangle = 2D \Delta t$, and expanding to first order in Δt , one obtains $\partial_t P_1 = D \partial_{xx} P_1$. The desired quantity $P(m|x)$ is just the infinite-time limit, $P(m|x) = P_1(m, \infty|x)$. It obeys Laplace's equation, $\partial_{xx} P = 0$, with the obvious boundary conditions $P(m|0) = 1$, $P(m|m) = 0$. The solution is $P(m|x) = 1 - x/m$. The probability density, $R(m|x)$, of the largest excursion, m , made by the walker is given by

$$R(m|x) = -\partial_m P(m|x) = (x/m^2) \theta(m - x) \quad (45)$$

where $\theta(x)$ is the step function.

This approach is easily generalised to the calculation of the maximum position reached by any of N independent random walkers, starting at positions x_1, x_2, \dots, x_N , with an absorbing boundary at the origin. The probability $P(m|x_1, \dots, x_N)$ that the maximum position of any of the walkers is less than m is simply the product

$$P(m|x_1, \dots, x_N) = \prod_{i=1}^N (1 - x_i/m), \quad (46)$$

and the corresponding probability density of the maximum position is

$$R(m|x_1, \dots, x_N) = \frac{1}{m} \left(\sum_{i=1}^N \frac{x_i}{m - x_i} \right) \left(\prod_{j=1}^N \left(1 - \frac{x_j}{m} \right) \right) \theta(m - \max[x_1, \dots, x_N]). \quad (47)$$

3.1.7. Mean first-passage times of a Brownian walker

Our final application of the BFP method to Brownian walker is to the computation of mean first passage times (or mean exit times from an interval or domain). This is a large field in its own right and we will just give a couple of simple examples to illustrate the method. A more complete treatment can be found, for example, in [1].

Consider a Brownian walker, with diffusion constant D , moving in d space dimensions. Let $T(\mathbf{x})$ be the mean exit time from a domain \mathcal{D} , given that the walker's initial position is \mathbf{x} . Let $Q(\mathbf{x}, t)$ be the probability that the walker has remained within \mathcal{D} up to time t . Then the probability distribution, $P_1(\mathbf{x}, t)$, of the time of first exit from \mathcal{D} is given by $P_1(x, t) = -dQ(\mathbf{x}, t)/dt$. It follows that the mean exit time, $T(\mathbf{x})$ is given by

$$\begin{aligned} T(\mathbf{x}) &= - \int_0^\infty t dt dQ(\mathbf{x}, t)/dt \\ &= \int_0^\infty dt Q(\mathbf{x}, t) , \end{aligned} \quad (48)$$

where the second line follows after integration by parts, using $Q(\mathbf{x}, 0) = 1$ and $tQ(\mathbf{x}, t) \rightarrow 0$ for $t \rightarrow \infty$, the latter condition being necessary for a finite mean exit time. To derive a BFP equation for $T(\mathbf{x})$, we act on both sides of Eq. (48) with the Laplacian operator, and use $D\nabla^2 Q = \partial Q/\partial t$, to obtain

$$D\nabla^2 T = -1 . \quad (49)$$

with boundary condition $T(\mathbf{x}) = 0$ for all \mathbf{x} on the boundary of \mathcal{D} .

As a simple example we can consider a 1-d Brownian walker moving in the interval $(0, L)$. The mean exit time from the interval, starting at x , obeys the equation $Dd^2T/dx^2 = -1$, with $T(0) = 0 = T(L)$. The solution is $T(x) = x(L - x)/2D$. As a 2-d example, we may consider a Brownian walker moving in an infinite wedge, of opening angle α , whose vertex is at the origin of a plane polar coordinate system and whose edges are given by the lines $\theta = 0$ and $\theta = \alpha$ (see Fig. 5). The persistence properties of this Brownian walker were discussed in section 3.1.3. The mean exit time, $T(r, \theta)$, satisfies the equation

$$D \left(\frac{\partial^2 T}{\partial r^2} + \frac{1}{r} \frac{\partial T}{\partial r} + \frac{1}{r^2} \frac{\partial^2 T}{\partial \theta^2} \right) = -1 , \quad (50)$$

with boundary conditions $T(r, 0) = 0 = T(r, \alpha)$. On dimensional grounds, the solution must have the form $T(r, \theta) = (r^2/D)f(\theta)$. Then $f(\theta)$ satisfies the equation $f'' + 4f = -1$, with $f(0) = 0 = f(\alpha)$. The solution is

$$T(r, \theta) = \frac{r^2}{2D} \frac{\sin \theta \sin(\theta - \alpha)}{\cos \alpha} . \quad (51)$$

Notice that T diverges when $\alpha \rightarrow \pi/2$. This is to be expected, since the persistence exponent in Eq. (34) approaches unity in this limit. The mean exit time can also be calculated for a finite wedge (or ‘‘pie wedge’’) where the wedge domain is terminated by a boundary at $r = L$, and for an infinite cone. We refer the reader to [1] for more details.

3.2. The Random acceleration process: the simplest non-Markovian process

The random acceleration process is defined by the equation $\ddot{x} = \eta(t)$, where $\eta(t)$ is Gaussian white noise as usual. Using a discretization of the second time derivative, this equation of motion reads $x(t) \approx 2x(t - \Delta t) - x(t - 2\Delta t) + (\Delta t)^2 \eta(t)$. Therefore it is clear that the position at time t , $x(t)$ depends not only on the position at the time right before $x(t - \Delta t)$ but also on $x(t - 2\Delta t)$. As a consequence, the random acceleration process is a non-Markovian process. However, if one considers the dynamics of the particle in the two-dimensional phase space $(x, v = \dot{x})$, the equation of motion reads: $\dot{v} = \eta(t)$, $\dot{x} = v$. This implies that this two-dimensional process is Markovian, and the BFP can thus be applied, as in Eq. (28), to compute the survival probability $Q(x, v, t)$ for the random acceleration process with an absorbing boundary at the origin. Here, x and v are the *initial* position and velocity of the particle. One thus obtains $Q(x, v, t) = \langle Q(x + \Delta x, v + \Delta v, t - \Delta t) \rangle$, for infinitesimal Δx , Δv and Δt , where the average is over the displacement Δx and velocity increment Δv for an initial time interval Δt . Expanding to second order in Δv and first order in Δx , using $\langle \Delta v \rangle = 0$, $\langle (\Delta v)^2 \rangle = 2D \Delta t$, and $\Delta x = v \Delta t$ gives the BFP equation

$$\partial_t Q = D \partial_{vv} Q + v \partial_x Q . \quad (52)$$

The absorbing boundary at $x = 0$ leads to the boundary condition $Q(0, v, t) = 0$ for $v < 0$. The initial condition is $Q(x, v, 0) = 1$ for $x > 0$.

It is convenient to work with the dimensionless variables $(x^{2/3}/D^{1/3}t)$ and (v^3/Dx) . For asymptotically large t , we expect a power-law time dependence of the form

$$Q(x, v, t) \sim \left(\frac{x^{2/3}}{D^{1/3}t} \right)^\theta F \left(\frac{v^3}{Dx} \right) , \quad (53)$$

where θ is the persistence exponent as usual. Inserting this form into Eq. (52) we find that, as usual, the left-hand side becomes negligible at large t , and the function $F(z)$ satisfies the ODE

$$zF''(z) + (2/3 - z/9)F'(z) + (2\theta/27)F(z) = 0 . \quad (54)$$

Changing variables to $u = z/9$, this equation becomes Kummer's equation, with independent solutions $M(-2\theta/3, 2/3, z/9)$ and $U(-2\theta/3, 2/3, z/9)$. The function $M(a, b, x)$ diverges exponentially for $x \rightarrow \infty$, and is therefore unphysical. The desired solution is, therefore, $F(z) = AU(-2\theta/3, 2/3, z/9)$ where A is an arbitrary constant. The boundary condition, $Q(0, v, t) = 0$ for $v < 0$, implies that $F(z)$ should vanish for $z \rightarrow -\infty$. In this limit,

$$F(z) \propto \sin[\pi(1 - 4\theta)/6] (-z)^{2\theta/3} , \quad z \rightarrow -\infty . \quad (55)$$

The condition that the prefactor of $(-z)^{2\theta/3}$ vanishes gives

$$\theta = 1/4 , \quad (56)$$

(recalling that the smallest positive value of θ is the physical value). The result $\theta = 1/4$ for the random acceleration process is in accord with previous rigorous results [76–80].

To complete this section, we discuss two problems in which the same BFP machinery can be exploited to obtain exact results. The first of these is the random acceleration process with *partial survival*. Partial survival means that, on reaching the absorbing boundary, the particle is absorbed with probability $1 - p$ and survives with probability p . We then expect [81] that the persistence exponent for the survival probability will become a function of p , i.e. $\theta = \theta(p)$. The concept of partial survival will be discussed in more general terms in section 10, but the random acceleration process provides a simple introduction to it.

3.2.1. Random acceleration process with partial survival

For the process with survival probability p associated with each crossing of the boundary $x = 0$, the BFP equation takes the same form, Eq. (52), as before, with the same initial condition $Q(x, v, 0) = 1$. However the boundary condition now becomes

$$Q(0, -v, t) = pQ(0, v, t), \quad v > 0. \quad (57)$$

As before the physical solution has the form of Eq. (53), with $F(z)$ given by the Kummer function, $F(z) = BU(-2\theta/3, 2/3, z/9)$, where B is an arbitrary constant. To exploit the boundary condition, Eq. (57), we need the behaviour of $F(z)$ in the limits $z \rightarrow \pm\infty$. The corresponding asymptotic behaviour of the Kummer function is

$$U\left(-\frac{2\theta}{3}, \frac{2}{3}, \frac{z}{9}\right) \sim \begin{cases} \left(\frac{z}{9}\right)^{\frac{2\theta}{3}}, & z \rightarrow \infty, \\ \frac{\sin\left[\frac{\pi}{6}(1-4\theta)\right]}{\sin\left[\frac{\pi}{6}\right]} \left(-\frac{z}{9}\right)^{\frac{2\theta}{3}}, & z \rightarrow -\infty. \end{cases} \quad (58)$$

These results, combined with Eq. (53), lead to the following large- t results for $x = 0$ and $v > 0$,

$$Q(0, v, t) = C \left(\frac{v^2}{Dt}\right)^\theta, \quad (59)$$

$$Q(0, -v, t) = C \frac{\sin\left[\frac{\pi}{6}(1-4\theta)\right]}{\sin\left[\frac{\pi}{6}\right]} \left(\frac{v^2}{Dt}\right)^\theta, \quad (60)$$

where C is a constant. Inserting these forms into the boundary condition (57) gives

$$\theta(p) = \frac{1}{4} \left[1 - \frac{6}{\pi} \sin^{-1} \left(\frac{p}{2} \right) \right], \quad (61)$$

a result first obtained independently by Burkhardt [62, 82] and de Smedt *et. al.* [83].

3.2.2. The ‘windy cliff’

This section deals with a class of models that generalise the random acceleration process. Recall that this latter process, defined by the Langevin equation $\ddot{x} = \eta(t)$, can be represented by the two equations $\dot{v} = \eta(t)$, $\dot{x} = v$, where v has a natural interpretation as a “velocity”. We can, however, regard the same equations as describing the motion of a particle in the two-dimensional space (x, y) , with $\dot{y} = \eta(t)$ and $\dot{x} = y$. In this interpretation, the particle executes a random walk in the y direction while subject to a uniform shear flow in the x -direction. The

model then lends itself to some rather natural generalisations, in which the “shear-flow” is modified. Most generally, one can replace $\dot{x} = y$ by $\dot{x} = f(y)$. Redner and Krapivsky [84] introduced the model with $f(y) = v_0 \operatorname{sgn}(y)$, and with an absorbing boundary at $x = 0$, in the context of diffusion near a ‘windy cliff’ (Fig. 8). They

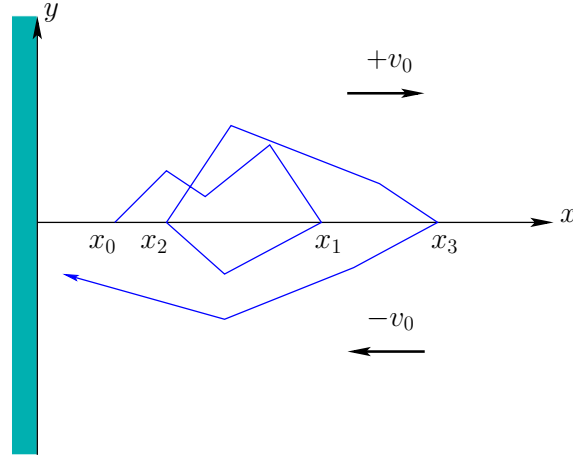


Figure 8. Wind shear in two dimensions with a cliff – an absorbing boundary condition (possibly partially absorbing) – in $x = 0$.

found that the same exponent, $\theta = 1/4$, also seemed to describe this model. In fact one can show [86], as we shall see, that $\theta = 1/4$ holds for any such model provided $f(y)$ is an odd function, with $f(y)$ taking the same sign as y .

In the following we do not restrict ourselves to the class of odd functions $f(y)$, but consider the more general class $f(y) = v_{\pm} \operatorname{sgn}(y) |y|^{\alpha}$, where the upper (lower) sign refers to the cases $y > 0$ and $y < 0$ respectively. These models are thus defined by the equations of motion

$$\dot{y} = \eta(t) , \quad (62)$$

$$\dot{x} = v_{\pm} \operatorname{sgn}(y) |y|^{\alpha} , \quad (63)$$

where $\langle \eta(t)\eta(t') \rangle = 2D \delta(t - t')$ as usual. The corresponding BFP reads

$$\partial_t Q = D \partial_{yy} Q \pm v_{\pm} (\pm y)^{\alpha} \partial_x Q . \quad (64)$$

We include a partially absorbing boundary at $x = 0$. When the particle crosses this boundary, it survives with probability p . The corresponding boundary conditions are

$$\begin{aligned} Q(0+, -y, t) &= p \tilde{Q}(0+, y, t), \quad y > 0 , \\ \tilde{Q}(0+, -y, t) &= p Q(0+, y, t), \quad y > 0 , \end{aligned} \quad (65)$$

where $\tilde{Q}(x, y, t)$ is the survival probability for a model in which v_+ and v_- are interchanged. It is clear that Q and \tilde{Q} are described by the same value of θ . The initial condition is $Q(x, y, 0) = 1 = \tilde{Q}(x, y, 0)$.

Using dimensional analysis, as before, we expect $Q(x, y, t)$ to have the large- t form

$$Q(x, y, t) \sim \left(\frac{x^{2\beta}}{t} \right)^{\theta} F_{\pm} \left(\pm \frac{v_{\pm} (\pm y)^{1/\beta}}{Dx} \right) , \quad (66)$$

where

$$\beta = \frac{1}{2 + \alpha} , \quad (67)$$

and a similar form for $\tilde{Q}(x, y, t)$ with scaling functions \tilde{F}_{\pm} . Here the subscripts \pm refer, as before, to the regions $y > 0$ and $y < 0$.

Inserting the form (66) into Eq. (64) we see that the term $\partial_t Q$ is of order $t^{-(1+\theta)}$, which is subdominant for large t and can be dropped. The remaining terms give

$$zF_{\pm}''(z) + (1 - \beta - \beta^2 z)F_{\pm}'(z) + 2\beta^3 \theta F_{\pm}(z) = 0 . \quad (68)$$

Before continuing we note that the random acceleration process corresponds to the special case $\beta = 1/3$ (i.e. $\alpha = 1$), and one can check that Eq. (68) reduces to Eq. (54) in this case.

Expressed in terms of the variable $u = \beta^2 z$, this equation reduces to Kummer's equation, with independent solutions $M(-2\beta\theta, \beta^2 z)$ and $U(-2\beta\theta, \beta^2 z)$. The first of these functions diverges exponentially for $z \rightarrow \infty$, so it must be absent from the linear combination for $y > 0$. The general solution involves the U function, with coefficient A , for $y > 0$ and a linear combination for U and M , with coefficients B and C respectively, for $y < 0$. Relations between the coefficient A , B , and C , and the corresponding tilded variables, can be obtained by imposing the boundary conditions, Eqs. (65), and requiring continuity of Q , $\partial_y Q$, \tilde{Q} and $\partial_y \tilde{Q}$ at $y = 0$. These boundary and continuity conditions lead to a consistency condition on θ , leading to the final result [85].

$$\theta(p) = \frac{1}{4} - \frac{1}{2\pi\beta} \sin^{-1} \left(\sqrt{\delta} \sin \left(\frac{\pi\beta}{2} \right) \right) , \quad (69)$$

where

$$\delta = \frac{2p^2 \cos^2 \left(\frac{\pi\beta}{2} \right) + 2 \sinh^2 \left(\frac{1}{2} \ln \gamma \right)}{\cos(\pi\beta) + \cosh(\ln \gamma)} , \quad (70)$$

and

$$\gamma = \left(\frac{v_+}{v_-} \right)^{\beta} , \quad (71)$$

and we recall that $\beta = 1/(2 + \alpha)$.

This very general result has a number of interesting special cases:

(i) $p = 1$: In this case $\delta = 1$ and $\theta(1) = 0$. This is exactly as expected, since there is no absorption for $p = 1$.

(ii) $p = 0$: In this case, corresponding to absorption at first crossing, $\delta = (\sqrt{\gamma} - 1/\sqrt{\gamma})^2 / [\gamma + 1/\gamma + 2 \cos(\pi\beta)]$. Inserting this into Eq. (70) one recovers the result of Bray and Gonos [86]:

$$\theta(0) = \frac{1}{4} - \frac{1}{2\pi\beta} \tan^{-1} \left[\frac{\gamma - 1}{\gamma + 1} \tan \left(\frac{\pi\beta}{2} \right) \right] . \quad (72)$$

(iii) $\gamma = 1$. This gives $\delta = p^2$, and

$$\theta(p) = \frac{1}{4} - \frac{1}{2\pi\beta} \sin^{-1} \left(p \sin \left(\frac{\pi\beta}{2} \right) \right). \quad (73)$$

For the special case $\beta = 1/3$, corresponding to $\alpha = 1$, we recover the result (61).

The $p = 0$ result, Eq. (72), has the interesting feature that for $\gamma = 1$ one obtains $\theta = 1/4$, independently of β . Note that $\gamma = 1$ corresponds to the cases where the amplitudes v_+ and v_- are equal. In such cases, the function $f(y)$ is an odd function. Bray and Gonos have argued that this result generalises to any odd function $f(y)$ for which $f(y)$ has everywhere the same sign as y (a result conjectured by Krapivsky and Redner [84]). We associate successive crossings of the x -axis by the particle with steps of a random walk, i.e. successive crossings at $x = x_n$ and $x = x_{n+1}$ correspond to a step of length $x_{n+1} - x_n$ in an effective random walk along the x -axis (Fig. 8). Clearly the distribution of step sizes is continuous and symmetric around zero. According to the Sparre Andersen theorem [2], for any such random walk, with an absorbing boundary at $x = 0$, the probability that the walker has not crossed the boundary after N steps decreases as $N^{-1/2}$ for large N . Since the number of crossings, N , of the x axis in time t scales as $N \sim t^{1/2}$, the survival probability decays as $Q \sim N^{-1/2} \sim t^{-1/4}$. If $v_+ \neq v_-$ the distribution of step sizes is no longer symmetric, the Sparre Andersen theorem no longer applies, and $\theta \neq 1/4$. The general $\gamma = 1$ result, (73) shows that θ does depend on β for all p in $(0,1)$. It is only at the endpoints, $p = 0$ ($\theta = 1/2$) and $p = 1$ ($\theta = 0$) that θ becomes independent of β .

A final point worth noting is that these processes are (apart from the case $\alpha = 1$), *nonlinear*. Linear stochastic processes are Gaussian, which implies that all their properties are determined implicitly by the two-time correlation function. The processes discussed above are non-Gaussian, yet it is still possible to compute their persistence exponents exactly.

3.3. Higher-order processes

Until now, we have discussed the persistence properties of the Brownian motion (in section 3.1), described by $dx(t)/dt = \eta(t)$ and the random acceleration process described by $d^2x(t)/dt^2 = \eta(t)$ (in section 3.2), where $\eta(t)$ is a Gaussian white noise with zero mean and a correlator $\langle \eta(t)\eta(t') \rangle = \delta(t - t')$. Natural extension of these processes are "higher-order" processes, governed by the following equation of motion

$$\frac{d^n x}{dt^n} = \eta(t), \quad (74)$$

with $n > 2$. Such processes were introduced first in the mathematics and statistics literature [88, 89]. In the physics literature, the persistence properties of this process for general n was initiated in Ref. [29]. We will see later in section 14 that these processes, with higher values of n , appear naturally in the steady state measure of a class of fluctuating linear interfaces [87]. No exact results are known for the persistence exponents of these higher-order processes in (74) with $n > 2$, although approximate results, using independent interval approximation (to be discussed in section 8.2), are known with reasonable precision for small values of n : $\theta(3) \approx 0.2202$, $\theta(4) \approx 0.2096$ and $\theta(5) \approx 0.2042$ [90]. We also refer the reader to Ref. [91] where another approach, based on Lévy flights, was proposed to approximate the exponent $\theta(n)$ (albeit less accurate than the independent interval approximation).

We end up this section by mentioning that the study of integrated processes, including integrated Lévy processes, has recently attracted much attention in the mathematics literature [92] and we refer the reader to Ref. [7] for a review on them.

4. Persistence of multi-particle systems

Up to now we have considered single-particle systems, both Markovian – the Brownian walker in section 3.1 – and non-Markovian – the random acceleration process in section 3.2 and its generalizations to higher-order processes in section 3.3. Here we generalize the notion of persistence to multi-particle systems, with and without interactions. The most natural generalization of persistence is the probability that two independent one-dimensional Brownian walkers x_1 and x_2 do not intersect up to time t . However, by considering the relative coordinate $y = x_2 - x_1$, one is then back to a single-particle persistence problem for the stochastic process y , which is itself a Brownian motion. Hence the simplest nontrivial generalization of persistence concerns the case of three Brownian particles, which we discuss below.

4.1. Three-walker problems

The first interesting generalisation of persistence to multi-particle systems is provided by a reaction-diffusion process. The field of reaction-diffusion is a vast one, and here we will focus specifically on first-passage aspects that can be addressed using the techniques that we have developed earlier in this article. Later, we will consider the reactions $A + A \rightarrow 0$ and $A + A \rightarrow A$ in the context of the persistence properties of the one-dimensional Ising model and infinite-state Potts model respectively. In that context the reactants A correspond to domain walls (see Fig. 12), and we will be interested primarily in the “site-persistence” aspects, i.e. the fraction of sites that had not yet been traversed by a wall.

In this part of the paper we present some exact results for the persistence properties of three Brownian walkers, building on the BFP methods we developed earlier. In the context of the $A + A \rightarrow A$ problem, we are interested in the survival of the *central* particle of the three, i.e. the probability that neither of the two outer particles has touched the central particle up to time t . The methods employed readily generalise, however, to calculating the survival probabilities of the outer particles. For generality, we allow arbitrary values of the three diffusion constants. The equations of motion are $\dot{x}_i = \eta_i(t)$ ($i = 1, 2, 3$) with $\langle \eta_i(t)\eta_j(t') \rangle = 2D_i\delta_{ij}\delta(t-t')$, and $x_1 < x_2 < x_3$. We introduce the relative coordinates $y_1 = x_2 - x_1$ and $y_2 = x_3 - x_2$. The corresponding equations of motion are $\dot{y}_1 = \eta_2(t) - \eta_1(t) = \xi_1(t)$, and $\dot{y}_2 = \eta_3(t) - \eta_2(t) = \xi_2(t)$. Then

$$\begin{aligned} \langle \xi_1(t)\xi_1(t') \rangle &= 2(D_1 + D_2)\delta(t-t') , \\ \langle \xi_2(t)\xi_2(t') \rangle &= 2(D_2 + D_3)\delta(t-t') , \\ \langle \xi_1(t)\xi_2(t') \rangle &= -2D_2\delta(t-t') . \end{aligned} \tag{75}$$

The problem is now equivalent to that of a single particle, with coordinates (y_1, y_2) , moving in the two-dimensional quadrant $y_1 > 0, y_2 > 0$, with absorbing boundaries at $y_1 = 0$ and $y_2 = 0$. The BFP equation reads

$$\partial_t Q = (D_1 + D_2)\partial_{y_1 y_1} Q + (D_2 + D_3)\partial_{y_2 y_2} Q - 2D_2\partial_{y_1} \partial_{y_2} Q, \tag{76}$$

with boundary conditions $Q(y_1, 0) = 0 = Q(0, y_2)$. The problem is then solved by

a coordinate transformation that makes the Laplacian isotropic but changes the angle between the absorbing boundaries.

The first step is to rescale the coordinates according to $y_1 = u/\sqrt{D_1 + D_2}$, $y_2 = v/\sqrt{D_2 + D_3}$. The absorbing boundaries are located at $u = 0$ and $v = 0$, and the BFP equation reads

$$\partial_t Q = \partial_{uu} Q + \partial_{vv} Q - 2\gamma \partial_u \partial_v Q, \quad (77)$$

where

$$\gamma = D_2 / \sqrt{(D_1 + D_2)(D_2 + D_3)}. \quad (78)$$

A second change of variable $w = (u + v)/\sqrt{2}$, $z = (u - v)/\sqrt{2}$ gives the equation

$$\partial_t Q = (1 - \gamma) \partial_{ww} Q + (1 + \gamma) \partial_{zz} Q, \quad (79)$$

with absorbing boundaries at $w = \pm z$, such that the problem is now defined in the quadrant $w > 0$, $|z| \leq w$. A final change of variable $w \rightarrow w\sqrt{1 - \gamma}$, $z \rightarrow z\sqrt{1 + \gamma}$ leaves an isotropic model, defined within an absorbing wedge of angle α given by $\alpha = 2 \tan^{-1}(\sqrt{(1 - \gamma)/(1 + \gamma)})$. Recalling, from section 3.1.3, the general result for such a wedge (34), gives the persistence exponent as

$$\theta = \frac{\pi}{2\alpha} = \frac{\pi}{4 \tan^{-1} \left(\sqrt{\frac{1 - \gamma}{1 + \gamma}} \right)}, \quad (80)$$

where we recall that γ is given by Eq. (78). This result was first obtained by a slightly longer route in [63]. For the case $D_1 = D_2 = D_3$, corresponding to $\gamma = 1/2$ and hence $\alpha = \pi/3$, we obtain the result $\theta_w = 3/2$ for the survival probability of the central walker. The persistence exponent for the left or right walkers can be calculated in a similar fashion.

Some comments are in order here: (i) For more than three walkers on a line, the persistence exponent for a specified walker (e.g. “second from the left”) has not been calculated exactly. One can map the problem to the motion of a single particle inside a three-dimensional “wedge”, with absorbing boundaries on the faces of a tetrahedral wedge, but the persistence problem for the wedge (as opposed to the cone studied earlier) is so far unsolved; (ii) the case of N mutually annihilating walkers with the same diffusion constants maps onto the “vicious walker” model [94]. The probability that no pair of walkers have met up to time t decays as $t^{-\theta}$ with $\theta = N(N - 1)/4$ [94]. The case $N = 3$ reproduces the result $\theta = 3/2$ obtained above for the $A + A \rightarrow A$ process, as expected. We now take a short detour to show how various vicious walker problems can be solved rather neatly by exploiting a mapping introduced earlier in this article.

4.2. Persistence exponents for vicious walkers

Consider N vicious walkers moving on a line, with the same diffusion constant D (see Fig. 9). The walker locations are $x_n(t)$, $n = 1, \dots, N$, which satisfy the Langevin equations $\dot{x}_n(t) = \eta_n(t)$, with $\langle \eta_n(t) \eta_m(t') \rangle = 2D \delta_{nm} \delta(t - t')$.

We introduce the following mapping [95]:

$$X_n = \frac{x_n}{\sqrt{2Dt}}, \quad t = t_0 e^T. \quad (81)$$




Figure 9. A configuration of $N = 5$ vicious walkers: when the trajectories of two vicious walkers meet each other, both of them are killed.

Under this mapping, the Langevin equations transform to

$$\frac{dX_n}{dT} = -\frac{1}{2}X_n(T) + \xi_n(T), \quad n = 1, \dots, N \quad (82)$$

where $\xi_n(T) = (t_0/2D)^{1/2}e^{T/2}\eta_n(t_0e^T)$ is Gaussian white noise with mean zero and correlator

$$\langle \xi_n(T)\xi_m(T') \rangle = \delta_{n,m}\delta(T - T'). \quad (83)$$

The corresponding BFP equation is

$$\frac{\partial Q(\mathbf{X}, T)}{\partial T} = \frac{1}{2} \sum_{n=1}^N \frac{\partial^2}{\partial X_n^2} Q(\mathbf{X}, T) - \frac{1}{2} \sum_{n=1}^N X_n \frac{\partial Q(\mathbf{X}, T)}{\partial X_n}, \quad (84)$$

where $\mathbf{X} = (X_1, \dots, X_n)$.

In the new variables, the problem is identical to a set of N particles moving in a harmonic oscillator potential $V(\mathbf{X}) = \frac{1}{2}a\mathbf{X}^2$, under the influence of Gaussian white noise, with $a = 1/2$ and $D = 1/2$. The corresponding relaxation rates for a single particle are $\lambda_n = n/2$, where $n = 0, 1, 2, \dots$. Due to the vicious walker constraint, the N -particle probability distribution, conditioned on all particles surviving, has to be antisymmetric under the interchange of any pair of coordinates. The particles therefore have a fermionic character, and a Pauli exclusion principle operates. The total decay rate for the N -particle survival probability is therefore $\lambda_{\text{TOT}} = \sum_{n=0}^{N-1} \frac{n}{2} = N(N-1)/4$, i.e. the survival probability decays as $Q_N(T) \sim \exp(-\frac{N(N-1)}{4}T)$. In the original time variable, $t = t_0e^T$, therefore, the survival probability decays as $t^{-N(N-1)/4}$, i.e. the persistence exponent is

$$\theta = \frac{N(N-1)}{4}. \quad (85)$$

For $N = 3$ one obtains $\theta = 3/2$, in agreement with our earlier result.

The method readily generalises to N vicious walkers moving on a semi-infinite line with either absorbing or reflecting boundary conditions at the origin. For absorbing boundaries, only the odd harmonic oscillator states, with relaxation rates $\lambda_n = n/2$ for n odd fit the boundary condition, leading to $\lambda_{\text{TOT}} =$

$\sum_{k=1}^N (2k-1)/2 = N^2/2$, so the persistence exponent for this case is

$$\theta_{\text{Abs}} = \frac{N^2}{2}, \quad (86)$$

a result first obtained by Krattenthaler et al. [96]. The special case $N = 2$ can be checked against the three-walker result (80) for the case $D_1 = D_2$, with $D_3 = 0$ corresponding to an absorbing wall. This case corresponds to $\gamma = 1/\sqrt{2}$ in Eq. (80), which indeed gives $\theta = 2$ in agreement with the $N = 2$ case of (86).

For the case of a reflecting boundary at the origin, only the even oscillator states fit the boundary conditions, with relaxation rates $\lambda_n = n/2$, with n even. For N particles, $\lambda_{\text{TOT}} = \sum_{k=0}^{N-1} k = N(N-1)/2$, leading to persistence exponent

$$\theta_{\text{Ref}} = \frac{N(N-1)}{2}, \quad (87)$$

a result derived independently using a different method by Katori and Tanemura [97], who also discussed the relation between vicious walkers and random matrix theory.

The computation of the survival probability $Q(t)$ for N vicious walkers has been generalized in several directions. First, the case of Brownian vicious walkers in higher dimensions $d > 1$ has been investigated in [98–100]. In $d > 1$ the mapping between vicious walkers and fermions does not apply and no exact results exist in this case. It is however possible to use renormalization group techniques to obtain the large time behavior of $Q(t)$ depending on the dimension d [98–100]

$$Q(t) \sim_{t \rightarrow \infty} \begin{cases} t^{-\theta}, & 1 \leq d < 2, \\ (\log t)^{-\bar{\theta}}, & d = 2, \\ \text{const.}, & d > 2, \end{cases} \quad (88)$$

where the persistence exponent θ has been computed up to two-loop order in $\epsilon = 2 - d$

$$\theta = \frac{1}{4}N(N-1)\epsilon + \frac{1}{4}N(N-1)(N-2)\epsilon^2 + \mathcal{O}(\epsilon^3), \quad (89)$$

and where $\bar{\theta}$ can be computed exactly

$$\bar{\theta} = \frac{1}{2}N(N-1). \quad (90)$$

These results (89, 90) have been extended to the case where these N vicious walkers are divided into p different families where, within a particular family, walkers are indifferent to each other (their paths may cross), each family having its own diffusion constant. These calculations have also been extended in [101, 102] to include the effects of long range interactions between vicious walkers, where the pair potential $V_{\text{LR}}(r)$ decays with the distance r between two walkers as $V_{\text{LR}}(r) \sim gr^{-\sigma-d}$, g being the coupling constant. The large time decay of $Q(t)$ was found, using also renormalization group techniques, to display different interesting regimes in the (σ, d) plane [101, 102].

This vicious walker problem has been generalized yet in another direction where one considers Lévy flights, instead of Brownian motions. In Ref. [103], the authors studied the case where the process terminates upon the first encounter between

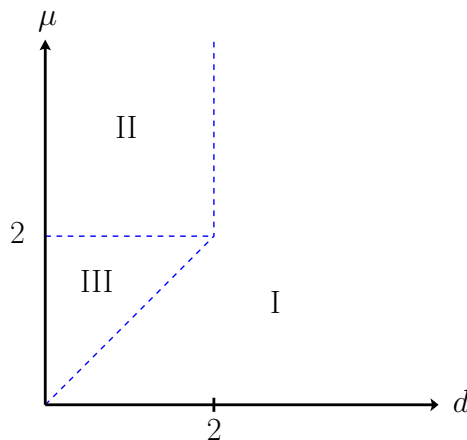


Figure 10. Three different regimes for the late time behavior of the survival probability $Q(t)$ for N independent Lévy walkers in d dimensions and Lévy index μ [103].

two walkers (note that one could alternatively consider that it terminates upon the first crossing of two walkers, which is a different situation for Lévy flights [104], see below). Such Lévy flights, in d dimensional space, perform Markov random walks where at each time step they jump in a random direction (with an angle which is uniformly distributed between 0 and 2π) while the length of the jump η is drawn from a pdf $\phi(\eta)$ with an algebraic tail $\phi(\eta) \sim \eta^{-d-\mu}$. In Ref. [103], the authors found three different regimes for the late time behavior of $Q(t)$ in the (d, μ) plane (Fig. 10). For fixed μ , the upper critical dimension is $d_c = \mu$ for $\mu < 2$ while $d_c = 2$ for $\mu \geq 2$. For $d > d_c$ (which is region I on Fig. 10), $Q(t) \rightarrow \text{const.}$ as, in this regime, the random walks become non-recurrent and can avoid each other for all time. In the regime II, when $\mu \geq 2$, one recovers the above result for Brownian vicious walkers. In the regime III, when $d < \mu < 2$, the persistence exponent θ differs from the Brownian case and has been computed perturbatively up to second order in $\epsilon = \mu - d$ [103].

Because Lévy flights are non local, two Lévy flights may jump over each other without meeting at some exact point. Hence there are two different ways to define vicious Lévy flights: one may allow jump-overs as discussed before [103] or instead prohibit them as it was studied for $d = 1$ in Ref. [104]. For $N = 2$, the survival probability decays algebraically, $Q(t) \sim t^{-1/2}$, independently of μ – as a consequence of the Sparre Andersen theorem [2], see section 2. For $N \geq 3$, there is no known exact result but numerical simulations seem to indicate that θ actually depends on μ . For instance, for $N = 4$, $\theta = 2.3(1)$ for $\mu = 1$ while $\theta = 2.91(9)$ for $\mu = 2$ [104].

Finally, this question was extended to the case of N vicious walkers performing random acceleration processes, in dimension $d = 1$ [104]. For $N = 2$, this problem is simply equivalent to a single random walker with an absorbing boundary at the origin and hence $\theta = 1/4$ for $N = 2$. For $N = 3$, it was shown in [104] that the survival probability is equivalent to the one of a single particle performing a random acceleration process in two dimensions confined in a 60° wedge geometry (Fig. 5), similarly to the case of three Brownian walkers discussed above in section 4.1. Numerical simulations yield $\theta = 0.71(1)$ for $N = 3$ and for generic values of N are consistent with $\theta < N(N - 1)/8$ [104].

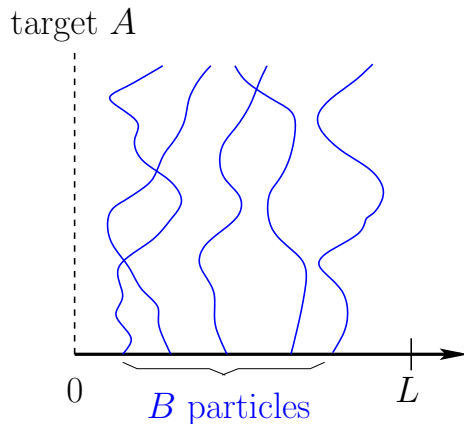


Figure 11. Schematic example of a realization where the target, the particle A , at the origin is immobile and there are $N = 5$ noninteracting B particles around it undergoing Brownian motion. The traps are initially placed uniformly in the box $(0, L)$. Eventually we are interested in the limit when the number of traps $N \rightarrow \infty$ and the box size $L \rightarrow \infty$ but with the density of traps $\rho = N/L$ fixed.

4.3. The trapping reaction

The trapping reaction is defined as follows. Two species, A and B , diffuse in space (that is, they execute Brownian walks) and interact according to the reaction $A + B \rightarrow B$. Thus the B particles act as traps for the A particles. The question to be addressed is what is the asymptotic behaviour of the concentration of A particles? The relation to a first-passage problem is clear when one considers that, since the A particles do not interact with each other, it suffices to consider a *single* A particle moving in a sea of B -particles. The concentration of A particles at time t is just the initial ($t = 0$) concentration, multiplied by the probability that, in a system with only one A particle present initially, this particle survives until time t . So this system consists of infinitely many particles, but the B particles interact separately with the A particles, and not with each other. It is this feature that makes the trapping reaction tractable.

For simplicity we will consider only the 1-d problem in detail, and comment later on the differences that appear for higher dimensional systems. The problem is defined as follows. Initially a single A particle, with diffusion constant D_A is located at the origin of an infinite line, on which B particles, with diffusion constant D_B , are placed at random with density ρ , i.e. any infinitesimal interval of size dx contains an A particle with probability ρdx . The calculation of the A -particle survival probability, $Q(t)$, proceeds in two stages. First, we consider a simpler problem, the “target problem” (or “target annihilation problem”), in which the A particle does not move [105–107]. Then we show that, as far as the leading asymptotics are concerned, the target problem gives the correct result for the full problem, in the sense that the diffusion constant D_A does not appear in the asymptotic large- t result. The calculation of the leading correction to the asymptotic behaviour is, however, a challenging open problem.

4.3.1. The target problem

Consider a single A particle located at the origin. B particles are placed randomly on the line, in the interval $(0, L)$ with density ρ as described above. The probability, $Q_1(t)$, that a given B particle, initially located at x , has not yet reached the origin at time t is given by Eq. (30): $Q_1(t) = \text{erf}(x/\sqrt{4D_B t})$. So for N particles at locations $\{x_n\}$, the survival probability of the A particle is $Q_R(t) = \langle \prod_{n=1}^N \text{erf}(x_n/\sqrt{4D_B t}) \rangle$, where the average is over the initial positions, $\{x_n\}$ of the particles. Taking the

limit $L \rightarrow \infty$, this gives

$$\begin{aligned}
 Q_R(t) &= \lim_{L \rightarrow \infty} \left[\int_0^L \frac{dx}{L} \operatorname{erf} \left(\frac{x}{\sqrt{4D_B t}} \right) \right]^{\rho L} \\
 &= \lim_{L \rightarrow \infty} \left[1 - \frac{1}{L} \int_0^L dx \operatorname{erfc} \left(\frac{x}{\sqrt{4D_B t}} \right) \right]^{\rho L} \\
 &= \exp \left(-\frac{2}{\pi} \rho \sqrt{D_B t} \right) .
 \end{aligned} \tag{91}$$

If we now allow for B -particles on both left and right, with the same density ρ , we obtain for the target survival probability

$$Q(t) = \exp \left(-\frac{4}{\pi} \rho \sqrt{D_B t} \right) . \tag{92}$$

The target problem can, in fact, be solved exactly in any number of dimensions [105–107]. Here we will focus mainly on the one-dimensional problem, and quote results for higher dimensions. In the following section we show that, somewhat surprisingly, the leading asymptotics are not affected by allowing a non-zero diffusion constant, D_A , for the A particle.

The above result on the average (over initial positions) survival probability of a static target in presence of a uniformly distributed Brownian walkers has been generalized in a number of ways. For instance, in Ref. [108], while the target A is static at the origin, each B particle now undergoes slightly different dynamics: In a small time interval Δt , each B particle diffuses with probability $(1-r\Delta t)$ and *resets* to its own initial position with probability $r\Delta t$. The B particles are independent and is initially distributed uniformly with density ρ . For $r = 0$, one goes back to the standard target problem discussed above. For $r > 0$, it was found that the average persistence of the A particle decays as a power law at late times [108]

$$Q(t) \sim t^{-\theta}, \quad \theta = 2\rho \sqrt{\frac{D}{r}} . \tag{93}$$

Thus the persistence exponent θ depends continuously on the system parameters. In contrast, the *typical* (and not the average) survival probability of the A particle was found to decay exponentially for all $r > 0$ [108].

Another interesting generalization is to the case when the A particle is still static, but the B particles undergo independent subdiffusive or superdiffusive motion, often modelled by a continuous-time random walk (CTRW). The survival probability of the A particle in case when the B particle is subdiffusive has been studied analytically and numerically by Yuste and collaborators [109–113]. While a fractional Fokker-Planck approach could be successfully used to derive asymptotic results for this subdiffusive case, it can not be easily generalised to the superdiffusive case. Fairly complete exact asymptotic results for the survival probability $Q(t)$ of the A particle were recently derived when the B particle undergoes CTRW with arbitrary waiting time and jump length distributions [60]. These results include the previously known results for the subdiffusive case, but also provide exact asymptotic results for the superdiffusive case [60]. This was achieved via an exact and rather general mapping to an extreme value statistics problem [60].

4.3.2. The moving target

Here we introduce a completely different approach [114] to the case where both types of particle are mobile by formally treating the A and B particles as if they were *non-interacting*. We exploit the initial condition that each B -particle is randomly located anywhere in the system to show that certain events, where a B -particle meets the A -particle *for the first time* (recall that we are treating them as non-interacting, so they can meet more than once) have a Poisson distribution. This means that the probability, p_n , that n such events have occurred up to time t is given by $p_n = (\mu^n/n!) \exp(-\mu)$, where the mean, μ , is a *functional*, $\mu[\vec{z}]$ of the trajectory $\vec{z}(\tau)$, with $0 \leq \tau \leq t$, of the A -particle. Here the notation \vec{z} indicates that we are working in general dimension, d , so the trajectory of the A -particle is described by a vector $\vec{z}(t)$. The probability that the trajectory $\vec{z}(t)$ has survived in the original interacting problem is just $p_0(t) = \exp(-\mu[\vec{z}])$. Finally, the A -particle survival probability $Q(t)$ is obtained by averaging $\exp(-\mu[\vec{z}])$ over all A -particle trajectories $\vec{z}(t)$ with the appropriate Wiener measure, $\exp[-(1/4D_A) \int_0^t d\tau (d\vec{z}/d\tau)^2]$.

We now derive the Poisson property that plays a central role in our subsequent analysis. Consider a finite volume V , containing $N = \rho V$ B -particles, each with diffusion constant D_B , randomly distributed within V , and a single A -particle, with diffusion constant D_A , initially located at the origin, which lies within V . Let $P(\vec{x}, t)$ be the probability that a given B -particle, starting at \vec{x} , has met the A -particle before time t . The average of this quantity over \vec{x} is $(1/V) \int_V dV P(\vec{x}, t) = R(t)/V$, where $R(t)$ depends implicitly on $\vec{z}(t)$. The probability that N distinct B -particles have met the A -particle is

$$p_n(t) = \frac{N!}{n!(N-n)!} \left(\frac{R}{V}\right)^n \left(1 - \frac{R}{V}\right)^{N-n}. \quad (94)$$

In the limit $N \rightarrow \infty$, $V \rightarrow \infty$, with $\rho = N/V$ fixed, we obtain the Poisson distribution:

$$p_n = \frac{\mu^n}{n!} e^{-\mu}, \quad (95)$$

with $\mu = \rho R$.

We can derive an equation for the functional $\mu[z]$ by calculating, in two different ways, the probability density to find a B -particle at the point $\vec{z}(t)$ at time t : (i) since the particles are treated as if they are non-interacting, and the B -particles start from a steady state of uniform density ρ , this probability density is just ρ ; (ii) from the Poisson property, the probability that the A -particle meets a B -particle for the first time in the time interval $(t', t' + dt')$ is $\dot{\mu}(t') dt'$. The probability density for such a particle to subsequently arrive at $\vec{z}(t)$ at time t is given by the diffusion propagator

$$G(\vec{z}(t), t | \vec{z}(t'), t') = \frac{\exp\{-[\vec{z}(t) - \vec{z}(t')]^2/4D_B(t-t')\}}{[4\pi D_B(t-t')]^{d/2}}. \quad (96)$$

Equating these two results gives the following important equation [114]:

$$\rho = \int_0^t dt' \dot{\mu}(t') G(\vec{z}(t), t | \vec{z}(t'), t'), \quad (97)$$

which is an implicit equation for the functional $\mu[\vec{z}]$. Note that, although this

equation formally determines $\dot{\mu}$, the condition $\mu(t=0) = 0$ (which follows from the fact that no B -particle can meet the A -particle in zero time) means that it also determines μ . Finally, the A -particle survival probability is given by $Q(t) = \langle \exp(-\mu[\vec{z}]) \rangle_z$, where the average is over all paths $\vec{z}(t)$ weighted with the Wiener measure, i.e.

$$Q(t) = N \int \mathcal{D}z(\vec{z}) \exp \left(-\frac{1}{4D_A} \int_0^t d\tau \left(\frac{d\vec{z}}{d\tau} \right)^2 - \mu[\vec{z}] \right), \quad (98)$$

where the normalisation N is the reciprocal of the same path integral, but with $\mu = 0$.

4.3.3. The ‘‘Pascal Principle’’ and an upper bound for $Q(t)$

As a first application of this approach, we prove that the trajectory $\vec{z} = 0$, corresponding to a stationary target, is the dominant path, i.e. that it gives the smallest possible value of $\mu[\vec{z}]$ for all t . This function, $\mu_0(t)$, is given by Eq. (97) with $\vec{z} = 0$, i.e.

$$\rho = \int_0^t dt' \dot{\mu}_0(t') [4\pi D(t-t')]^{-d/2}. \quad (99)$$

It is clear that $\mu_0(t)$ must have the form $\mu_0(t) = \lambda_d t^{d/2}$ (for $d < 2$) in order that the right-hand side of Eq. (99) be independent of t . Putting this form into (99) gives

$$\mu_0(t) = \rho \left(\frac{2}{\pi d} \right) \sin \left(\frac{\pi d}{2} \right) (4\pi D t)^{d/2}, \quad d < 2, \quad (100)$$

which is an extension to general $d < 2$ of the one-dimensional target annihilation result. For the case $d = 2$, there is a logarithmic correction to this result.

We now show that the target problem, i.e. the static trajectory $\vec{z} = 0$, gives the global minimum of $\mu[\vec{z}]$. To do this we write $\mu = \mu_0 + \mu_1$ in Eq. (97). Using Laplace transform methods this equation can be rearranged to give an implicit equation for $\mu_1[\vec{z}]$:

$$\mu_1[\vec{z}] = \frac{1}{\pi} \sin \left(\frac{\pi d}{2} \right) \int_0^t \frac{dt_1}{(t-t_1)^{(2-d)/2}} \int_0^{t_1} \frac{dt_2}{(t_1-t_2)^{d/2}} \dot{\mu}(t_2) K(t_1, t_2), \quad (101)$$

where

$$K(t_1, t_2) = 1 - \exp \left\{ -\frac{[\vec{z}(t_1) - \vec{z}(t_2)]^2}{4D(t_1 - t_2)} \right\}. \quad (102)$$

Note that Eq. (101) is an implicit equation because the full μ appears on the right-hand side. Now observe that $K(t_1, t_2) \geq 0$, and also $\dot{\mu}(t_2) \geq 0$, because $\mu(t)$ is just the mean number of distinct B particles that have met the A particle up to time t – clearly a nondecreasing function. It follows [from Eq. (101)] that $\mu_1[\vec{z}] \geq 0$ for all paths $\vec{z}(t)$. It then follows immediately that when the average of $\exp(-\mu_0 - \mu_1)$ is taken over the Wiener measure, one obtains the upper bound

$$Q_U(t) = \langle \exp(-\mu_0 - \mu_1) \rangle_z \leq \exp[-\mu_0(t)]. \quad (103)$$

For the one-dimensional case, setting $d = 1$ in Eq. (100) gives

$$Q_U(t) = \exp\left(-\frac{4}{\sqrt{\pi}}\rho\sqrt{D_B t}\right), \quad d = 1. \quad (104)$$

This rigorous upper bound, $Q(t) \leq \exp[-\mu_0(t)]$, can be combined with a rigorous lower bound derived by Bray and Blythe [115] to obtain the leading asymptotic behaviour of $Q(t)$.

The observation that a static A -particle has the largest survival probability has been termed the ‘‘Pascal Principle’’ [116] (see also Ref. [117] for a precursor of this idea in a related model of excitations migrating over a disordered array of donor centers), after the remark by Blaise Pascal (from his *Pensées*) that ‘‘tout le malheur des hommes vient d’une seule chose, qui est de ne savoir pas demeurer en repos dans une chambre’’ [All the unhappiness of men comes from not knowing how to stay quietly in a room]. Moreau et al. [116, 118] have generalized to any number of space dimensions (for particles moving on a lattice) the result that the static A -particle has the largest survival probability.

4.3.4. A lower bound for $Q(t)$

The lower bound is derived as follows. We revisit the target problem, in one space dimension, modified by placing absorbing boundaries at $x = \pm l/2$, and allowing the A particle, initially at $x = 0$, to diffuse with diffusion constant D_A . Then the A particle will certainly survive up to time t if the following sufficient conditions are met: (i) there are no B particles initially in the interval $[-l/2, l/2]$; (ii) no B particles enter this interval up to time t ; and (iii) the A particle does not leave the interval $[-l/2, l/2]$ up to time t . The probability for condition (i) to be satisfied is $\exp(-\rho l)$, and the probability for condition (ii), given condition (i), is $\exp[-4\rho(D_B t/\pi)^{1/2}]$. Finally, we need to compute the probability, $Q_A(x, t)$, that the A particle, starting at x , has not yet reached $\pm l/2$ at time t . It obeys the BFP equation $\partial_t Q_A = D_A \partial_{xx} Q_A$, with boundary condition $Q_A(\pm l/2, t) = 0$. The large t solution is (up to an overall constant), $Q_A(x, t) \sim \cos(\pi x/l) \exp(-\pi^2 D_A t/l^2)$. So, setting $x = 0$ and combining the three factors above, we find

$$Q(t) \geq \text{const.} \exp[-4\rho(D_B t/\pi)^{1/2} - \rho l - \pi^2 D_A t/l^2]. \quad (105)$$

The best bound is obtained by maximizing this result with respect to l , giving the lower bound

$$Q_L(t) = \text{const.} \exp[-4\rho(D_B t/\pi)^{1/2} - 3(\pi^2 \rho^2 D_A t/4)^{1/3}]. \quad (106)$$

Comparing the bounds (103) and (106), we see that the leading asymptotic behaviour is the same for both bounds, in the sense that

$$-\lim_{t \rightarrow \infty} \frac{\ln Q(t)}{\rho\sqrt{D_B t}} = \frac{4}{\sqrt{\pi}} \quad (107)$$

for both bounds. It is striking that the leading-order asymptotic behaviour is completely independent of D_A , the diffusion constant of the A -particle.

Similar calculations can be performed for continuous dimensions, d , in the range $1 \leq d < 2$ [119]. Again, both upper and lower bounds give the same leading

asymptotics, with the result

$$Q(t) \sim \exp[-\mu_0(t)] = \exp \left[-\rho \left(\frac{2}{\pi d} \right) \sin \left(\frac{\pi d}{2} \right) (4\pi D_B t)^{d/2} \right]. \quad (108)$$

The case $d = 2$ has to be treated more carefully [119] since the finite size of the A -particle comes into play as a short-distance cut-off. We refer the reader to [119] for a detailed discussion. The final conclusion, however, is that upper and lower bounds can still be derived, and give the same leading asymptotics,

$$Q(t) \sim \exp \left[-\frac{4\pi\rho D_B t}{\ln(\rho D_B^2 t / D_A)} \right], \quad (109)$$

in the sense that

$$\lim_{t \rightarrow \infty} -\frac{\ln t \ln Q(t)}{\rho D_B t} = 4\pi. \quad (110)$$

We note again that this leading asymptotic result is independent of D_A .

For dimensions $d > 2$, upper and lower bounds can still be derived [115] but no longer converge. In this case both bounds decay exponentially with time, proving that the asymptotic decay is exponential in form. The asymptotic forms (107) and (110) can be tested through numerical simulations. A very efficient simulation algorithm has been developed by Mehra and Grassberger [120]. However, the approach to the asymptotic limiting behaviour is *extremely* slow [119].

The results presented here have been extended in a number of ways. Yuste and Lindenberg [109] (see also [121]) have considered the case where the “traps” (B -particles in our notation) and “particles” (A -particles) move subdiffusively, with mean-square displacement growing as t^γ (such that $\gamma = 1$ corresponds to standard diffusion). Following the method of Bray et al. [114] described earlier in this section, they showed that the “Pascal principle” holds also for the subdiffusive case. In this way they obtained an upper bound for the asymptotic form of the particle’s survival probability in the form $Q_U(t) \sim \exp(-\text{const. } t^{\gamma/2})$ [109]. Using the method of Bray and Blythe (see section 4.3.4) they also obtain a lower bound, $Q_L(t)$, for this model and the two bounds coincide in the asymptotic large-time limit. Additionally, they consider the case where the traps and the particle have different subdiffusive behaviour, with exponents γ and γ' respectively. Again, upper and lower bounds can be derived. When γ and γ' are both less than unity, the survival probability is independent of γ' , and determined by the subdiffusive properties of the traps. When the particle moves diffusively ($\gamma'=1$), however, the exact asymptotics can only be determined for $2/3 < \gamma \leq 1$ [109]. Recent work by Borrego et al. [122] extends these results to higher dimensions. For related work on various aspects of the trapping reaction see Refs. [112, 123–130].

Before leaving the trapping reaction, it is worth discussing briefly the related reaction-diffusion process $A + B \rightarrow 0$ (the two-species annihilation reaction). This model was introduced by Toussaint and Wilcek [131], originally as a model of monopole-antimonopole annihilation in the early universe. The A and B particles are taken to be randomly distributed in space in the initial state (i.e. the statistics are Poissonian, as in our discussion of the trapping reaction). There are then two cases, namely (i) the initial numbers of A and B particles are equal, and (ii) the initial numbers are unequal. We consider the case where the A particles are the minority species. After a long time the A particle density will be very small, while the B -particle density will be almost constant, with a value that tends to the

initial difference in densities. This model has been studied in detail by Bramson and Lebowitz [132], who prove the following asymptotic forms for the decay of the A particle density, ρ_A

$$\rho_A(t) \sim \begin{cases} \exp(-\lambda_d t^{d/2}), & d < 2, \\ \exp(-\lambda_2 t / \ln t), & d = 2, \\ \exp(-\lambda_d t), & d > 2. \end{cases} \quad (111)$$

The late-time behaviour of this model is equivalent to the trapping reaction, so our results for that reaction determine the constants λ_d as follows:

$$\lambda_d = \frac{2\rho}{\pi d} \sin\left(\frac{\pi d}{2}\right) (4\pi D_B)^{d/2}, \quad d < 2 \quad (112)$$

$$= 4\pi\rho D_B, \quad d = 2, \quad (113)$$

where here $\rho = \rho_B(0) - \rho_A(0) = \rho_B(\infty)$. For $d > 2$, λ_d has not, to our knowledge, been determined exactly.

4.3.5. The target problem with a deterministically moving target

The formalism developed for the trapping reaction can also be applied to study the survival of a deterministically moving target. The key result is Eq. (97), which is an implicit equation for the functional $\mu[\vec{z}]$, where $\vec{z}(t)$ is the trajectory of the target, and the survival probability of the target is given by $Q(t) = \exp(-\mu[\vec{z}])$. For the diffusing target considered previously, the quantity $\exp(-\mu[\vec{z}])$ has to be averaged over the possible trajectories weighted by the Wiener measure, but for a deterministically moving target, no such averaging is required. An explicit determination of the functional $\mu[\vec{z}]$ is, however, necessary. We will consider two examples. The first is a one-dimensional system in which the target trajectory is given by $z(t) = \alpha\sqrt{4D_B t}$. Then the function $\mu(t)$ satisfies Eq. (97) with

$$G(z(t), t | z(t'), t') = \frac{1}{\sqrt{4\pi D_B(t-t')}} \exp\left[-\frac{\alpha^2}{t-t'} (\sqrt{t} - \sqrt{t'})^2\right]. \quad (114)$$

Inserting this into Eq. (97), we see that, on dimensional grounds, $\mu(t)$ has the form $\mu(t) = c\sqrt{D_B t}$, where c is a constant. Evaluating the integral in (97) gives the explicit result [114]

$$\mu(t) = \frac{4}{\sqrt{\pi}} \rho \sqrt{D_B t} \frac{\exp(-\alpha^2)}{1 - \text{erf}^2(\alpha)}, \quad (115)$$

and the survival probability of the target is simply $Q(t) = \exp[-\mu(t)]$ as usual. This result can be readily generalised to the case where there are different trap densities on either side of the target [114].

For our second example we consider the survival probability of a ballistically moving target. Our starting point is again the fundamental equation (97). There are three distinct cases: $d < 2$, $d = 2$ and $d > 2$. For ballistic motion, the trajectory $\vec{z}(t)$ is given by $\vec{z}(t) = ct \hat{\mathbf{n}}$, where $\hat{\mathbf{n}}$ is a unit vector, and Eq. (97) reads

$$\rho = \int_0^t dt' \dot{\mu}(t') \frac{\exp[-c^2(t-t')/4D_B]}{[4\pi D_B(t-t')]^{d/2}}. \quad (116)$$

We first consider the case $d < 2$. Since the integral in (116) has the form of a convolution, $\mu(t)$ can be determined by Laplace transform methods. We denote $\beta = c^2/4D_B$ and introduce the Laplace transform $\tilde{\mu}(s) = \int_0^\infty \mu(t) \exp(-st) dt$. Taking the Laplace transform of Eq. (116), and using $\mu(0) = 0$, we obtain

$$\tilde{\mu}(s) = A[(\beta + s)^{1-d/2}/s^2] , \quad (117)$$

where $A = \rho(4\pi D_B)^{d/2}/\Gamma(1-d/2)$ is a constant. Taking the inverse Laplace transform of Eq. (117) gives [133]

$$\mu(t) = B[(1 + \beta t)\gamma(d/2, \beta t) - \gamma(d/2 + 1, \beta t)], \quad (118)$$

where $B = \rho(4\pi D_B)^{d/2} \sin(\pi d/2)(\pi\beta^{d/2})$, and $\gamma(\nu, x) = \int_0^x y^{\nu-1} \exp(-y) dy$ is the incomplete gamma function. The result for $\mu(t)$ is valid for all t and $d < 2$. The survival probability is, as usual, $Q(t) = \exp[-\mu(t)]$.

We can consider some special cases of Eq. (118). For $c \rightarrow 0$ at fixed t , it is easily checked that we recover the result (108) for a static target. Note that the limit $c \rightarrow 0$ at fixed t is equivalent to the limit $t \rightarrow 0$ at fixed c since $\mu(t)$ depends on c and t only through the combination $\beta = c^2/4D$. In the opposite limit $t \rightarrow \infty$ at fixed c , we find from Eq. (118) that $\mu(t) \rightarrow \rho(4\pi D_B t)^{d/2} \sin(\pi d/2)\Gamma(d/2)/[\pi\beta^{(d-2)/2}]$. This implies an exponential decay for the survival probability at late times, $Q(t) \rightarrow \exp(-\theta t)$, where the decay (or ‘persistence’) exponent θ is given by

$$\theta = \rho\pi^{d/2-1}(4D_B)^{d-1} \sin(\pi d/2)\Gamma(d/2)c^{2-d} . \quad (119)$$

The marginal dimension $d = 2$ is a special case. We can still use Eq. (97) provided we introduce an ultraviolet cut-off reflecting the need to introduce a lattice structure for $d = 2$. Alternatively, we can introduce a short-time cut-off, t_0 , in the diffusion propagator:

$$G(\vec{z}(t), t | \vec{z}(t'), t') = \frac{\exp\{-[\vec{z}(t) - \vec{z}(t')]^2/4D_B(t - t' + t_0)\}}{4\pi D_B(t - t' + t_0)} . \quad (120)$$

To extract the leading asymptotic behaviour we can put $t_0 = 0$ in the exponential, and retain it only in the denominator of the propagator. Putting $\vec{z}(t) = ct\mathbf{n}$ and taking the Laplace transform as for $d < 2$ gives

$$\tilde{\mu}(s) = 4\pi\rho D_B/[s^2\tilde{g}(s)] , \quad (121)$$

where

$$\tilde{g}(s) = \int_0^\infty dt \exp[-(\beta + s)t]/(t + t_0) . \quad (122)$$

The large- t form of $\mu(t)$ can easily be extracted from the small- s behavior of the Laplace transform. The result [133] is that the survival probability again decays exponentially for large t , $Q(t) \sim \exp(-\theta t)$, where θ is now non-universal:

$$\theta = 4\pi\rho D_B/[-\ln(\beta t_0)] , \quad (123)$$

this result being valid for $\beta t_0 \ll 1$.

For $d > 2$, the calculation is more complex, and we will just give the result for the physically relevant dimension, $d = 3$, referring the reader to [133] for the details.

We consider a spherical particle of radius a moving ballistically with constant speed c . We again find a power-law decay of the survival probability, $Q(t) \sim t^{-\theta}$, with the persistence exponent θ given by an infinite sum:

$$\theta = 2\pi a \rho D_B \left[1 - 2\pi \sum_{l=0}^{\infty} (-1)^l \left(l + \frac{l}{2} \right) \frac{K'_{l+1/2}(\gamma a)}{K_{l+1/2}(\gamma a)} I_{l+1/2}^2(\gamma a) \right], \quad (124)$$

where $I_\nu(x)$ and $K_\nu(x)$ are modified Bessel functions, $K'_\nu(x) = dK_\nu(x)/dx$, and $\gamma = c/2D_B$. The limiting forms for small and large c are readily recovered: for $c \rightarrow 0$ one recovers the known result for a static target, $\theta = 4\pi\rho a D_B$, while in the limit $c \rightarrow \infty$ one obtains $\theta \rightarrow \pi a^2 c \rho$. The latter result can be understood by noting that it has the form $\theta = \rho V/t$, where $V = \pi a^2 c t$ is the volume swept out by the sphere in time t . The particle will survive until time t if this volume initially contained no traps, which occurs with probability $\exp(-\rho V)$.

4.3.6. The lamb and the N lions

We end up this section on persistence for multi-particle systems by discussing the problem of the moving target studied above in section 4.3.2 (see Fig. 11) in the case where the number N of B -particles is finite – while in the previous case this number was infinite, with a finite density of B -particles. This problem has been reformulated as the one of a diffusing prey, say a "lamb" (the A -particle), surrounded by N predators, say *lions* (the B -particles) [134, 135]. If the lamb meets a lion, the lamb is killed. This problem was first studied in the mathematics literature [136, 137], where it is sometimes known under the name of "Brownian pursuit" [138]. In the most interesting situation where the lions are all on one side of the lamb, the survival probability $Q(t)$ of the lamb asymptotically decays as a power-law in time, $Q(t) \sim t^{-\theta_N}$, with the exponent θ_N exhibiting a nontrivial dependence on the number of lions N and also on the diffusivities D of each animal. For simplicity, the case where the diffusivities of all animals are the same (and set to one) is normally considered. The initial positions of the lamb and the lions are irrelevant in this asymptotic behavior.

For this capture problem, the exponent θ_N is known exactly for $N = 1$ and $N = 2$, with the results $\theta_1 = 1/2$ and $\theta_2 = 3/4$ [134–139]. For the case $N = 3$, a mapping to an equivalent electrostatic problem leads to the accurate numerical estimate $\theta_3 = 0.91342(8)$ [140], while the inequality $\theta_3 < 1$ was rigorously established [138]. For $N > 3$, the value of θ_N has been estimated with moderate accuracy only for a few values of N , for instance, $\theta_4 = 1.032$ and $\theta_{10} = 1.4$ [136]. In Ref. [138], it was rigorous proved that $\theta_5 > 1$. One may wonder what happens for large N . To determine the survival probability of the lamb, it is sufficient to track the position of the closest lion only. For concreteness and simplicity, suppose initially that all the N lions are at the origin and the lamb is at $x_0 > 0$. For large N , the position $x_+(t)$ of the rightmost lion can be determined by the standard argument from extreme value statistics of independent and identical random variables:

$$\int_{x_+(t)}^{\infty} \frac{1}{\sqrt{4\pi t}} e^{-\frac{x^2}{4t}} dx = \frac{1}{N}, \quad (125)$$

which simply expresses the fact that there should be one lion in the interval $[x_+(t), +\infty)$ out of the group of N lions. For large N , the solution of Eq. (125) yields

$$x_+(t) \sim \sqrt{At}, \quad A = 4 \log N. \quad (126)$$

In addition one can show that for large N , the trajectory $x_+(t)$ of the rightmost lion is deterministic (for fixed time t , the fluctuations are of order $1/\sqrt{\log N}$). Hence the survival probability of the lamb can be computed as the persistence probability of a single Brownian motion in the presence of a deterministically moving boundary, evolving like in Eq. (126). Such a problem can be solved using the Backward Fokker-Planck method, as shown in section 3.1.5, yielding [134, 135]

$$\theta_N = \frac{\log N}{4} + o(\log N) . \quad (127)$$

This asymptotic result (127) was proved rigorously in Ref. [66], using completely different methods, namely a comparison inequality which can be viewed as an extension of Slepian's lemma, discussed in section 6.3.

This model was generalized [141] to the case where the pursuit takes place on the half-line, with an absorbing boundary condition at the origin, which plays the role of a haven for the lamb. Hence here, the initial position of the lamb is at $x > 0$, while the N lions all start at $L > x$. In this case, if the lamb reaches the origin, the haven, before meeting any lion, the lamb survives and the goal is to determine the survival probability $Q_N(x, L)$. In the case of one lion, $N = 1$, this problem can be mapped onto the diffusion of a Brownian motion in a wedge (Fig. 5) and it can eventually be solved, using for instance the Backward Fokker-Planck method presented in section 3.1.3. For $N > 1$, there is no exact result but the large N analysis can be performed along the lines outlined above (125, 127) yielding the rather unusual result, valid for large N [141]:

$$Q_N(x, L) \sim N^{-z^2} , z = \frac{x}{L} . \quad (128)$$

Note that this behavior (128) does not become apparent until N becomes of the order of 10^{500} , which can be tested using event driven simulations [141]. Related questions to this capture problem include the probability that the k^{th} rightmost lion remains in the positive half-line up to time t . These probabilities, for different values of k , all decay algebraically, in the long time limit, with a family of nontrivial first passage exponents $\theta_{k,N}$ [142].

We leave this section by mentioning an extension of the standard Brownian pursuit problem to the case where the prey and the N predators are performing fractional Brownian motion (fBm) [137], of Hurst index H (see section 13 for a detailed discussion of fBm). In particular, the fBm with $H = 1/2$ corresponds to standard Brownian motion. Here also one expects that the survival probability $Q_N(t)$ decays algebraically at large time t , $Q_N(t) \sim t^{-\theta_N}$ [137]. In this case there is no exact result beyond $N > 1$, but Li and Shao in Ref. [66] conjectured, based on rigorous bounds, an analogous result to (127) for large N

$$\theta_N = \frac{1}{d_H} \log N + o(\log N) , d_H = 2 \int_0^\infty [e^{2Hx} + e^{-2Hx} - (e^x - e^{-x})^{2H}] dx , \quad (129)$$

although there exists no proof (nor physical derivation) of this result (129).

5. Persistence in coarsening phenomena

The study of persistence in systems with infinitely many degrees of freedom began with the coarsening (or 'phase-ordering') dynamics of the 1-d Ising model [10].

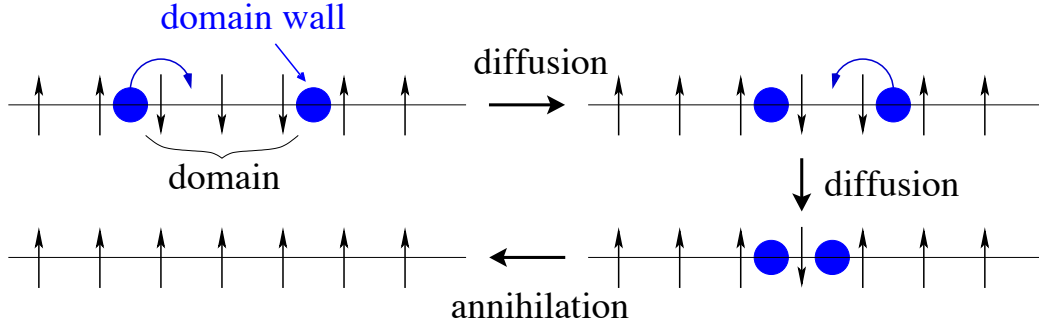


Figure 12. Domain walls coarsening in the one-dimensional Ising model ($q = 2$) with Glauber dynamics: the blue points (domains walls) perform random walk and eventually annihilate.

For a review of phase-ordering and phase-separation we refer the reader to [14]. Some exact results for the persistence properties can be obtained for some one-dimensional models.

5.1. Ising and Potts models

The field of persistence phenomena, in its modern context, began with the study of the 1-d Ising model at zero temperature [10], with Hamiltonian $H = -J \sum_i S_i S_{i+1}$. Each spin S_i is initially assigned either to the “up” ($S_i = 1$) or the “down” ($S_i = -1$) state at random. The dynamical rules employed correspond to the zero-temperature limit of Glauber dynamics, in which at each time step a randomly chosen spin is aligned with its two nearest neighbours when the latter are in the same state, and randomised when the neighbours are in different states. Equivalently, one can say that the spin is aligned with one of its two nearest neighbours, chosen at random. The persistence probability, $Q(t)$, is the probability that a given spin has remained in the same state (“up” or “down”) up to time t or, equivalently, $Q(t)$ is the fraction of spins that have not yet flipped at time t . Numerical studies [10] show that $Q(t)$ decays as a power law, $Q(t) \sim t^{-\theta}$, with $\theta \approx 0.37$. A subsequent exact calculation [24, 25] showed that $\theta = 3/8$.

The simulations are readily extended to the q -state Potts model. In the initial state, each Potts ‘spin’ is assigned one of the q possible states at random. The updating rule is that at each time step a randomly chosen spin is assigned to the same state as one of its two neighbours, chosen at random. It was found numerically that θ increases with q , attaining a maximum value of unity in the limit $q \rightarrow \infty$ [10]. In a *tour de force* of analysis, Derrida, Hakim and Pasquier [24, 25] obtained the general result

$$\theta(q) = -\frac{1}{8} + \frac{2}{\pi^2} \left[\cos^{-1} \left(\frac{2-q}{\sqrt{2q}} \right) \right]^2. \quad (130)$$

From this general formula one finds $\theta(2) = 3/8$ and $\theta(\infty) = 1$. For these and other values of q , the results obtained from numerical simulations [10] are in good agreement with Eq. (130).

It is instructive to think of the process in terms of the motion of domain walls rather than the flipping of spins (or Potts states). The domain walls execute random walks on the lattice. For the Ising model, domain walls annihilate on contact (successive walls form, alternately, kinks and antikinks in the spin configuration as in Fig. 12), so the domain wall density decreases and the mean domain size increases. This is a “coarsening” process. For Potts models with $q > 2$ there are $q(q-1)/2$ different types of wall separating the q different domain types. When two

walls meet, they can either annihilate (if the surviving domains either side of the merging walls are of the same type, which occurs with probability $1/(q-1)$), or coalesce (if the surviving domains are of different types, which occurs with probability $(q-2)/(q-1)$). Thus this process maps onto the chemical reactions $A + A \rightarrow \emptyset$ (annihilation) and $A + A \rightarrow A$ (coalescence), where the A particles (the domain walls) perform independent random walks.

In the domain wall picture, the probability that a spin has not flipped is just the probability that the site at which the spin is located has not been *crossed* by a domain wall. In the limit $q \rightarrow \infty$ domain walls coalesce with probability one. It follows that only the nearest walls to the left and right of the given site are relevant, since other walls that coalesce with these two do not alter their trajectories. The probability of a given site not having been reached by a specified random walker in time t decays, as we have seen, as $t^{-1/2}$, so the probability that it has not been reached by either walker decays as t^{-1} , giving $\theta(\infty) = 1$ in agreement with Eq. (130).

This class of problems has been termed ‘site persistence’, as the ‘survival’ of the spin at a given site is the question of interest. Within the domain wall representation, one can also discuss the problem of ‘walker persistence’, namely the question of what fraction $S_w(t)$ of the random walkers (representing the domain walls) has not been touched by another walker up to time t . This problem has not yet been solved for general q , but there are some simple special cases. Let us call the exponent for walker persistence $\theta_w(q)$, such that $S_w(t) \sim t^{-\theta_w(q)}$ for large t . For $q = 2$ (the Ising model) the number of walkers at time t that have not met another walker is equal to the total number of walkers present at time t , since the walkers annihilate on contact. The number of walkers is known to decrease as $t^{-1/2}$ [143, 144], so $\theta_w(2) = 1/2$. Another simple limit is $q \rightarrow \infty$. As discussed above, in this limit one needs only to consider a given walker and its nearest neighbours to the left and right. This three-walker problem can be solved exactly for any values of the diffusion constants of the walkers [1, 63]. For the special case of equal diffusion constants relevant here, the result is $\theta_w(\infty) = 3/2$, as discussed in subsection 4.1. For a discussion on the walker persistence problem from a slightly different angle, see also section 17.2.

5.2. Spin models in higher dimensions

Earlier studies of the persistence properties in Ising spin models of coarsening at $T = 0$ [10] indicated that the large time behavior of the persistence probability $Q(t)$ depends on the dimension d of the system. For $d = 2$ it was found numerically that $Q(t) \sim t^{-\theta}$ with $\theta = 0.22 < 3/8 = 0.375$ [10]. This result in $d = 2$ was then confirmed by extensive Monte-Carlo simulations by Stauffer [11] who also estimated that $\theta = 0.166$ in $d = 3$. Although there exists no exact results for $d > 1$, approximate analytical methods were developed in Ref. [27, 28] (explained in detail in section 7) to compute θ in dimension $d = 2, 3$, yielding for instance $\theta \approx 0.19$ in $d = 2$. Quite remarkably, the persistence probability for such Ising systems in dimension $d = 2$ was measured in an experiment on twisted nematic liquid crystals in two dimensions [35], as discussed already in the introduction of this review, where the value $\theta = 0.190(31)$ was found in good agreement with the theoretical approaches.

What happens in larger dimensions? For $d = 4$, numerical simulations of Ising spin systems at $T = 0$ [11] indicate that $Q(t)$ still decays to zero logarithmically but for $d > 4$, the persistence probability saturates to a finite value $Q(t) \rightarrow Q_\infty$ where $Q_\infty > 0$, which means that there is a finite fraction of spins which never flip. A

similar phenomenon of "spin blocking" was also observed in numerical simulations of the zero temperature spinodal decomposition of q -states Potts model, on a square lattice, for $q > 4$ [145]. Such freezing phenomena of the persistence probability was shown to be generic for disordered systems [146, 147], as discussed later in section 16. Finally, persistence has also been studied for the vortex dynamics in the 2-d XY model [148].

5.3. The 1-d Ginzburg-Landau model

Another exactly soluble model is the 1-d Ginzburg-Landau model at zero temperature. The Ginzburg-Landau (or Ginzburg-Landau-Wilson) model is a coarse-grained model suitable for the analysis of phase transitions using, in particular, renormalisation-group methods. As far as critical phenomena are concerned, the Ginzburg-Landau model falls in the same universality class as spin models having the same symmetries. Here we treat the Ginzburg-Landau model in one-dimension and at zero temperature, where (as far as the dynamical properties are concerned) the system has *different* properties from the corresponding spin model (we will discuss the reason for this below).

The Time-Dependent Ginzburg-Landau (TDGL) model in one dimension is defined by the equation of motion

$$\frac{\partial \phi}{\partial t} = \frac{\partial^2 \phi}{\partial x^2} - \frac{\partial V(\phi)}{\partial \phi}, \quad (131)$$

where $V(\phi)$ is a symmetric double-well potential, for example $V(\phi) = (1 - \phi^2)^2/4$. The symmetry of the equation under $\phi \rightarrow -\phi$ reflects the underlying Ising symmetry of the model. At non-zero temperature, there would be an additional Langevin noise term (this equation is then known in the theory of critical dynamics under the name of model A in the classification of Hohenberg and Halperin [149]), but here we focus on the zero-temperature dynamics. The system is evolved from a random initial state, such as a Gaussian random field with correlator $\langle \phi(x)\phi(x') \rangle = \delta(x - x')$, although the precise form of the initial state is not relevant provided that any spatial correlations are short-ranged and that the symmetry of the model under $\phi \rightarrow -\phi$ is respected. The temporal evolution of the system under the dynamics (131) leads to the rapid formation of domain walls (kinks and antikinks) separating regions (domains) where ϕ is close to ± 1 . An isolated wall satisfies the equation $\partial_{xx}\phi = V'(\phi)$, e.g. for $V(\phi) = (1 - \phi^2)^2/4$ one obtains $\partial_{xx}\phi = \phi - \phi^3$, with boundary conditions $\phi(\pm\infty) = \pm 1$ for a kink or $\phi(\pm\infty) = \mp 1$ for an antikink. The kink solution is $\phi_k(x) = \tanh([x - x_0]/\sqrt{2})$, where x_0 is arbitrary and specifies the location of the kink. The kink profile approaches its limiting values of ± 1 exponentially. Domain growth, or coarsening, in this model proceeds in the late stages of growth through the very weak interactions through the exponential tails. This means that, at late times when the domain wall density is small, the coarsening proceeds through the annihilation of the closest kink-antikink pair, while the other kinks and antikinks hardly move.

This suggests the following simplified model. Assign random sizes to the domains from some distribution. Flip the smallest domain and combine it with its left and right neighbours, decreasing the total number of domains by two, and repeat this process. Under iteration a scaling regime is approached in which the domain-size distribution approaches a limiting form. How does one discuss persistence in this model? The site persistence at a given time is the fraction of the line that has not yet been traversed by a domain wall at that time. The removal of a domain

proceeds by the bounding walls moving together and annihilating. It follows that the part of the line formerly occupied by the removed domain is subsequently non-persistent. Numerical simulations [150] suggest that the fraction of the line which is persistent, Q , decreases as a power of the mean domain size, $\langle l \rangle$, according to $Q \sim \langle l \rangle^{\beta-1}$. The exponent β can be determined as follows.

For simplicity of presentation we take the domain lengths to be integers and call the minimum domain length i_0 . Domain I has length $l(I)$, of which the persistent part has total length $d(I)$. At each step, the smallest domain is removed. So three domains – the smallest I_{\min} and its neighbours I_1 and I_2 – are replaced by a single domain I . The total length and the persistent parts of I are given by

$$l(I) = l(I_1) + l(I_{\min}) + l(I_2) , \quad (132)$$

$$d(I) = d(I_1) + d(I_2) . \quad (133)$$

Since the domain lengths remain uncorrelated (see below) one can choose the domains I_1, I_2 randomly instead of choosing the neighbours of I_{\min} . We assume that the total number of domains, N , is large, that the number of domains of length i is n_i , and that the mean length of the persistent part of domains of length i is d_i . Denoting with primes the values of these quantities after the n_{i_0} intervals of length i_0 have been eliminated, we obtain

$$N' = N - 2n_{i_0} , \quad (134)$$

$$n'_i = n_i \left(1 - \frac{2n_{i_0}}{N} \right) + n_{i_0} \sum_{j=i_0}^{i-2i_0} \frac{n_j}{N} \frac{n_{i-j-i_0}}{N} , \quad (135)$$

$$n'_i d'_i = n_i d_i \left(1 - \frac{2n_{i_0}}{N} \right) + n_{i_0} \sum_{j=i_0}^{i-2i_0} \frac{n_j}{N} \frac{n_{i-j-i_0}}{N} (d_j + d_{i-j-i_0}) . \quad (136)$$

After many iterations, when i_0 becomes large, a scaling region is reached where

$$n_i = \frac{N}{i_0} f \left(\frac{i}{i_0} \right) , \quad (137)$$

$$n_i d_i = N (i_0)^{\beta-1} g \left(\frac{i}{i_0} \right) , \quad (138)$$

assuming $n_{i_0} \ll N$, which is valid when i_0 becomes large. Clearly, $f(x)$ is simply the distribution of interval sizes, where the lengths are measured in units of the current minimum length, i_0 .

For almost no extra effort, we can also calculate the autocorrelation function A for this process, A being, at a given stage in the iteration, the overlap of the current state with the initial condition [151]. In addition to the length, $l(I)$, and the persistent part, $d(I)$, of interval I , therefore, we also consider the overlap $a(I)$ of the interval I with the initial condition, where initially $a(I) = l(I)$ for all I . The iterative equation for $a(I)$ is

$$a(I) = a(I_1) + a(I_2) - a(I_{\min}) , \quad (139)$$

analogous to (132) and (133), and we have the additional iteration

$$n'_i a'_i = n_i a_i \left(1 - \frac{2n_{i_0}}{N} \right) + n_{i_0} \sum_{j=i_0}^{i-2i_0} \frac{n_j}{N} \frac{n_{i-j-i_0}}{N} (a_j + a_{i-j-i_0} - a_{i_0}) . \quad (140)$$

We assume that, after many iterations, a scaling regime is reached where

$$n_i = \frac{N}{i_0} f \left(\frac{i}{i_0} \right) , \quad (141)$$

$$n_i d_i = \frac{N}{i_0} (i_0)^\beta g \left(\frac{i}{i_0} \right) , \quad (142)$$

$$n_i a_i = \frac{N}{i_0} (i_0)^\lambda h \left(\frac{i}{i_0} \right) . \quad (143)$$

In this limit, i/i_0 can be treated as a continuous variable. Using the fact that the functions $f(x)$, $g(x)$ and $h(x)$ should become independent of i_0 for large i_0 leads to the integro-differential equations [150, 151]

$$f(x) + x f'(x) + \theta(x-3) f(1) \int_1^{x-2} dy f(y) f(x-y-1) = 0 , \quad (144)$$

$$(1-\beta)g(x) + x g'(x) + 2\theta(x-3) f(1) \int_1^{x-2} dy g(y) f(x-y-1) = 0 , \quad (145)$$

$$(1-\lambda)h(x) + x h'(x) + 2\theta(x-3) f(1) \int_1^{x-2} dy h(y) f(x-y-1) - h(1)\theta(x-3) \int_1^{x-2} dy f(y) f(x-y-1) = 0 . \quad (146)$$

To solve these equations one introduces the Laplace transforms

$$\phi(p) = \int_1^\infty e^{-px} f(x) dx , \quad (147)$$

$$\psi(p) = \int_1^\infty e^{-px} g(x) dx , \quad (148)$$

$$\chi(p) = \int_1^\infty e^{-px} h(x) dx , \quad (149)$$

which satisfy the equations

$$p \phi' = -f(1)e^{-p}[1 - \phi^2] , \quad (150)$$

$$p \psi' = -\beta\psi - e^{-p}[g(1) - 2f(1)\phi\psi] , \quad (151)$$

$$p \chi' = -\lambda\psi - e^{-p}[h(1) - 2f(1)\phi\chi + h(1)\phi^2] . \quad (152)$$

The solutions of these equations can be written as

$$\phi(p) = \tanh[r(p)/2] , \tag{153}$$

$$\psi(p) = g(1) \int_p^\infty \frac{\cosh^2[r(q)/2] q^{\beta-1}}{\cosh^2[r(p)/2] p^\beta} e^{-q} dq , \tag{154}$$

$$\chi(p) = 2g(1) \int_p^\infty \frac{\cosh r(q)}{1 + \cosh r(p)} \frac{q^{\lambda-1}}{p^\lambda} e^{-q} dq , \tag{155}$$

where

$$r(p) = 2f(1) \int_p^\infty \frac{e^{-t}}{t} dt . \tag{156}$$

When integrating Eqs. (150)-(152) the integration constants were fixed by the requirement that ϕ , ψ and χ are all positive functions, as is clear from their definitions.

So far, the values of the constants $f(1)$, β and λ are arbitrary. They are all fixed, however, by physical considerations. Consider the expansion

$$\int_p^\infty \frac{dq}{q} e^{-q} = -\ln p - \gamma - \sum_{n=1}^\infty \frac{(-p)^n}{n n!} , \tag{157}$$

where $\gamma = -\int_0^\infty dt e^{-t} \ln t = 0.577215\dots$ is Euler's constant. Then, using Eqs. (150) and (156) we find the small- p expansion

$$\phi(p) = 1 - 2e^{2f(1)\gamma} p^{2f(1)} [1 + \mathcal{O}(p)] . \tag{158}$$

From the definition of $\phi(p)$, Eq. (147), one has $\phi(p) = 1 - \langle x \rangle p + \dots$, provided that the first moment of the interval size distribution, $f(x)$, exists. Comparing the two expansions fixes $f(1) = 1/2$, and also gives the first moment of the scaling function $f(x)$ as $\langle x \rangle = 2e^\gamma = 3.56214\dots$, which is the ratio of the mean domain length to the minimum length. Since the first moment cannot be zero we have, quite generally, $f(1) \leq 1/2$. Cases with $f(1) < 1/2$ would correspond to models with infinite first moments (see, for example, the discussion of a related model by Yekutieli *et al.* [152, 153]) and we will consider them no further.

The exponents β and λ can be determined in a similar way. If we define the function $s(p) = r(p) + \ln p$, a straightforward calculation, starting from Eq. (154), gives the small- p behaviour of $\psi(p)$ in the form

$$\psi(p) = \frac{g(1)}{1-\beta} \left[1 + B(\beta)p^{1-\beta} + \mathcal{O}(\beta) \right] , \tag{159}$$

where

$$B(\beta) = e^\gamma \int_0^\infty dq q^{\beta-2} e^{-q} \left[(1-q-e^{-q})e^{s(q)} + 2(1-\beta)q + (1-\beta)q^2 e^{-s(q)} \right] . \tag{160}$$

If the function $g(x)$ is to have a finite first moment, then $B(\beta)$ must vanish. This fixes the value of β :

$$\beta = 0.82492412\dots \tag{161}$$

In a similar way, the requirement that $h(x)$ have a finite first moment fixes the value of λ [151]:

$$\lambda = 0.39938 \dots \quad (162)$$

We can use, as a proxy for the timescale, the size of the smallest domain, L_{\min} , at a given stage in the coarsening process. Then the persistence $Q(L_{\min})$ and the autocorrelation function $A(L_{\min})$ decay as $L_{\min}^{\beta-1}$ [150] and $L_{\min}^{\lambda-1}$ [151] respectively.

5.4. Coarsening with a conserved order parameter

So far we have discussed the case of the coarsening dynamics of a non-conserved order parameter. However, in many physical situations, such as the spinodal decomposition of binary alloys – e.g. Ostwald ripening – or phase separation of fluids or binary liquids, the order parameter is conserved. This yields to an equation of motion for the coarse grained order parameter $\phi(x, t)$ different from the TDGL in Eq. (131) and known under the name of Cahn-Hilliard equation [14]:

$$\frac{\partial \phi}{\partial t} = -\nabla^2 \left[\frac{\partial V(\phi)}{\partial \phi} - \nabla^2 \phi \right], \quad (163)$$

which has thus the form of a continuity equation. Here also $V(\phi)$ has a double-well structure, e. g. $V(\phi) = (1 - \phi^2)^2$, with two minima $\phi = \pm 1$ corresponding to the two equilibrium phase. The same equation (163) with an additional Langevin noise term on the right-hand side is known, in theory of critical dynamics, under the name of model B [149]. In the limit where the volume fraction ϵ of the minority phase is small, one can show from Eq. (163) [14] that the dominant growth mechanism is the transport of the order parameter from interfaces of high curvature to regions of low curvature by diffusion through the intervening bulk phases. In this regime, the theory of Lifshitz, Slyozov [12] and Wagner [13] (LSW) demonstrates that the average domain size grows with time t as $t^{1/3}$ (see also Ref. [17] for a more refined calculation of this 1/3 exponent). In Ref. [154], the persistence probability $Q(t)$ for such a system with a conserved order parameter was studied where $Q(t)$ is the fraction of the system that has not undergone phase change between time 0 and time t . In the limit $\epsilon \rightarrow 0$, using the LSW theory, the authors of [154] showed that $Q(t)$ decreases algebraically, $Q(t) \sim t^{-\theta}$ with an exponent θ which can be computed exactly in the limit $\epsilon \rightarrow 0$ as [154]

$$\theta = \gamma_d \epsilon + o(\epsilon), \quad (164)$$

where γ_d is universal, i.e. does not depend on the surface tension, quench depth, temperature or mobility. This constant γ_d can be computed analytically, yielding in particular $\gamma_2 = 0.39008$ and $\gamma_3 = 0.50945$ (the authors also obtained a large d expansion of γ_d). Remarkably, this exponent θ (164) was measured in an experiment on two-dimensional Ostwald ripening [40] and a very good agreement was found with this theoretical prediction in the limit of small volume fraction.

The low temperature coarsening dynamics of the one-dimensional Ising ferromagnet with conserved Kawasaki-like dynamics was also studied in Ref. [155]. In these models, the domains of size l diffuse with a size-dependent diffusion constant $D(l) \propto l^\gamma$, with $\gamma = -1$. In Ref. [155] the authors generalized the original model to arbitrary γ and, by using a scaling argument to compute the size distribution of domains, showed that the domain density decreases algebraically as

$N(t) \sim t^{-1/(2-\gamma)}$. The persistence probability was shown, numerically, to decay as a power law as $Q(t) \sim t^{-\theta}$, where θ depends on γ . We refer the reader to Ref. [155] for a more detailed discussion of this model and its relation to so called diffusion-limited cluster-cluster aggregation (DLCA) model.

We end up this section by mentioning that the local persistence has been studied [156] in the case where the order parameter itself is not conserved but it is coupled to an ordering field which is conserved, a situation which corresponds to Model C in the classification of [149]. In Ref. [156] Monte Carlo simulations were performed on antiferromagnetic Ising model, the order parameter being the staggered magnetization, with a conserved global magnetization $M_0 \neq 0$ [156] and it was found that the persistence probability $Q(t)$ decays algebraically $Q(t) \sim t^{-\theta}$ at large time t , with an exponent θ which seemingly depends non monotonically on M_0 .

6. Persistence of Gaussian sequences and Gaussian processes

In many examples discussed so far in the review (and also to come in later sections), the underlying stochastic process is Gaussian with a correlator of the form $a(t_1, t_2) = \langle x(t_1)x(t_2) \rangle = t_1 f(t_1/t_2)$. This is clearly non-stationary. An example being the simple Brownian motion $dx/dt = \eta(t)$ where $\eta(t)$ is the delta correlated Gaussian white noise. In this simple Markov case, $f(x) = 2D \min(1, 1/x)$. The persistence of such process between two times t_1 and t_2 can be mapped, via the change of time variable $T = \ln(t)$ and rescaling $X(T) = x(t)/\sqrt{\langle x^2(t) \rangle}$ (the so called Lamperti transformation), to the problem of the persistence of a stationary Gaussian process $X(T)$ in the new time T with a stationary correlator $A(T) = \exp[-|T|/2]$. Another example being the random acceleration process $d^2x/dt^2 = \eta(t)$, perhaps the simplest non-Markovian process. This process can again be mapped (via the same change of variables) to a Gaussian stationary process with the correlator $A(T) = \frac{3}{2} \exp(-|T|/2) - \frac{1}{2} \exp(-3|T|/2)$. Other examples include e.g., a higher order process evolving via $d^n x/dt^n = \eta(t)$ discussed before in section 3.3, a field evolving via the diffusion equation starting a random initial configuration, fluctuating interfaces evolving via linear Langevin equations etc. The last two examples to be discussed later in the review. Thus the persistence probability in all these problems can be mapped to that of a Gaussian stationary process with a prescribed correlator $A(T)$. The precise form of the correlator varies from one problem to other.

This then raises the general question: given a Gaussian stationary process $X(T)$ with a given correlator $A(T)$, what is the persistence $Q(T)$, i.e., the probability that the process $X(T)$ stays positive over the interval $[0, T]$? This general problem has been studied extensively in the probability literature in the past (we summarize below some of the salient features of these studies). One of the main conclusions of these studies is that $Q(T)$, even for large T , depends crucially on the full functional form of the correlator $A(T)$ (and not just on its tail properties). Exact results are known only in very few cases (notably for Markov processes).

Since the literature is a bit sporadic, for the convenience of the readers we summarize below some basic properties of the Gaussian process along with some results concerning the zero crossing properties of Gaussian processes that would be useful for the physics problems discussed in this review.

Let us start by recapitulating some basic properties of a Gaussian stochastic process. A stochastic ‘process’ is defined in continuous time. But before we define the process in continuous-time, it is conceptually easier to think in terms of a discrete-time setting. So, we first discuss the persistence of a discrete-time Gaussian

‘sequence’ in the next section which will make the ground simpler for the discussion on the continuous-time Gaussian ‘process’ later.

6.1. Gaussian sequence

Consider first a set of N *correlated* random variables $\{X_1, X_2, \dots, X_N\}$, each of zero mean and with a joint distribution which is a multivariate Gaussian distribution of the form

$$P(\{X_i\}) = B_N \exp \left[-\frac{1}{2} \sum_{i,j} B_{i,j} X_i X_j \right] = B_N \exp \left[-\frac{1}{2} [X]^t B [X] \right] \quad (165)$$

where $[X]$ represents the column vector with entries $\{X_i\}$ and $[X]^t$ its transpose. This joint distribution is thus fully specified by the matrix $[B]$ with symmetric entries $B_{i,j} = B_{j,i}$ and one assumes that all the eigenvalues of $[B]$ are positive. The prefactor is such that the joint distribution is normalized to unity: $\int_{-\infty}^{\infty} \prod_{i=1}^N dX_i P(\{X_i\}) = 1$. This integral can be performed exactly by making a change of variable: $[X] = [S][Y]$ where the $(N \times N)$ matrix S diagonalizes the matrix B : $[S]^t [B] [S] = [\Lambda]$ where the entries $\Lambda_i \geq 0$ of the diagonal matrix $[\Lambda]$ are positive. Note that after the change of variables, the limits of integration for the Y_i variables are still $-\infty$ and ∞ . This is a crucial fact (as we will see later) that allows us to compute this multidimensional integral exactly

$$\int_{-\infty}^{\infty} \prod_{i=1}^N dX_i P(\{X_i\}) = B_N \int_{-\infty}^{\infty} \prod_{i=1}^N dY_i \exp \left[-\frac{1}{2} \sum_i \Lambda_i Y_i^2 \right] \quad (166)$$

$$= B_N \prod_{i=1}^N \sqrt{\frac{2\pi}{\Lambda_i}} = B_N \frac{(2\pi)^{N/2}}{\sqrt{\det B}}. \quad (167)$$

Setting the right hand side to 1, one gets the exact prefactor

$$B_N = \frac{\sqrt{\det B}}{(2\pi)^{N/2}}. \quad (168)$$

From the joint distribution in (165), one can easily compute all the moments. For example, it is easy to compute the two point correlation function (once again using the diagonal basis) and show that

$$A_{i,j} = \langle X_i X_j \rangle = B_{i,j}^{-1}, \quad (169)$$

where $B_{i,j}^{-1}$ is the (i,j) -th entry of the inverse matrix $[B]^{-1}$. Thus $B_{i,j} = A_{i,j}^{-1}$ and hence once we know the two-point correlation function $A_{i,j}$ and its inverse, it completely specifies the full joint probability distribution of a Gaussian multivariate distribution

$$P(\{X_i\}) = \frac{1}{(2\pi)^{N/2} \sqrt{\det A}} \exp \left[-\frac{1}{2} \sum_{i,j} A_{i,j}^{-1} X_i X_j \right]. \quad (170)$$

Given this joint distribution, one can also compute any marginal. For example, the one point distribution function $P(X_i)$ can be computed by fixing X_i and integrating

over all the rest of $(N - 1)$ variables

$$P(X_i) = \int_{-\infty}^{\infty} \prod_{j \neq i} dX_j P(\{X_i\}). \quad (171)$$

Upon carrying out this integration, one recovers the standard Gaussian distribution of a single variable

$$P(X_i) = \frac{1}{\sqrt{2\pi A_{i,i}}} \exp[-X_i^2/2A_{i,i}] \quad (172)$$

where $A_{i,i} = \langle X_i^2 \rangle$ is just the variance of the random variable X_i .

Let us now imagine this multivariate Gaussian set $\{X_1, X_2, \dots, X_N\}$ forms a sequence of length N where N is like a discrete-time. Its joint distribution is specified in (170) with a prescribed correlator $A_{i,j}$. We will define the persistence Q_N as the probability that the sequence stays non-negative up to step N

$$Q_N = \text{Prob}[X_1 \geq 0, X_2 \geq 0, \dots, X_N \geq 0]. \quad (173)$$

Using the joint distribution in (170) one then has to evaluate the following one-sided multiple integral

$$Q_N = \frac{1}{(2\pi)^{N/2} \sqrt{\det A}} \int_0^\infty \dots \int_0^\infty \prod_{i=1}^N dX_i \exp\left[-\frac{1}{2} \sum_{i,j} A_{i,j}^{-1} X_i X_j\right]. \quad (174)$$

Note that unlike in (167), where the integral limits were over $(-\infty, \infty)$ that fortunately remained unaffected under the change of variables $[X] = [S][Y]$ thus enabling us to perform the multiple integral via diagonalisation, here in (174) we can no longer use the same trick. This is because the range of integration now is over $[0, \infty)$ for each variable X_i . We can still make a change of variable $[X] = [S][Y]$ to diagonalize the quadratic form inside the exponential, but the limits of integration over the Y variables now become rather complicated. While the upper limit of Y_i is still ∞ , the lower limits $[X] = [0]$, i.e., $[S][Y] = 0$ become a set of N complicated hyperplanes in the N -dimensional space $\{Y_1, Y_2, \dots, Y_N\}$ [5]. This is the main reason why calculating the persistence Q_N of an arbitrary Gaussian sequence with a given correlator $A_{i,j}$ is a hard problem, simply because we do not know in general how to perform the one-sided multiple integral in (174) for arbitrary N [5]. For arbitrary $A_{i,j}$, this integral can be performed in closed form only for $N = 1$, $N = 2$ and $N = 3$, but not for $N \geq 4$. For example, for $N = 1$, one has trivially $Q_1 = 1/2$. For $N = 2$ already, the double integral is not so trivial to perform. However, with a little bit of algebra one can show that [5]

$$Q_2 = \frac{1}{4} + \frac{1}{2\pi} \sin^{-1} \left[\frac{A_{1,2}}{\sqrt{A_{1,1} A_{2,2}}} \right]. \quad (175)$$

Note that in absence of correlation between the two random variables X_1 and X_2 for the $N = 2$ case, i.e., when $A_{1,2} = 0$ the integrals get decorrelated and one recovers $Q_2 = 1/4$. Similarly for $N = 3$ also, one can carry out the triple integral

in closed form. Defining, $r_{i,j} = A_{i,j}/\sqrt{A_{i,i}A_{j,j}}$, it turns out that for $N = 3$ [5]

$$Q_3 = \frac{1}{8} + \frac{1}{4\pi} [\sin^{-1}(r_{1,2}) + \sin^{-1}(r_{2,3}) + \sin^{-1}(r_{3,1})]. \quad (176)$$

Unfortunately our luck runs out for $N \geq 4$ where no closed form expression is known for Q_N ! Also, there does not seem to be any obvious way to derive even the asymptotic behavior for large N , in which we will be primarily interested. There are only few special cases of the correlator $A_{i,j}$ for which Q_N can be computed exactly for arbitrary N [5, 6]. In this review, we will discuss another solvable case in section 19.

6.2. Gaussian process

A Gaussian ‘process’ is just the continuous-time cousin of the Gaussian ‘sequence’ discussed above [157]. We consider a Gaussian process $\{X(T')\}$ where the continuous time T' runs over a fixed interval $T' \in [0, T]$. It is useful to think of any realization of the process $\{X(T')\}$ as a continuous path. Conceptually, it is easier to discretize the time interval $[0, T]$ into N small intervals of length ΔT each: $T = N\Delta T$ and then think of the path $\{X(T')\}$ as a sequence of multivariate Gaussian variables $\{X_1, X_2, \dots, X_N\}$ discussed in the previous section. Then this Gaussian ‘sequence’ $\{X_1, X_2, \dots, X_N\}$ converges to the Gaussian ‘process’ $\{X(T')\}$ in the limit $N \rightarrow \infty$, $\Delta T \rightarrow 0$ but keeping the product $T = N\Delta T$ fixed. Following this definition, one can then easily write down the statistical weight (or probability density) associated with a path or realization of the Gaussian ‘process’ as a simple continuous-time analogue of the discrete multivariate joint distribution in (170)

$$P[\{X(T')\}] \propto \exp \left[-\frac{1}{2} \int_0^T \int_0^T dT_1 dT_2 A^{-1}(T_1, T_2) X(T_1) X(T_2) \right], \quad (177)$$

where $A^{-1}(T_1, T_2)$ is again the inverse of the correlation matrix $A(T_1, T_2) = \langle X(T_1) X(T_2) \rangle$. The statistical weight in (177) is to be understood as the probability measure associated with a path in the standard path-integral or functional-integral sense.

The persistence $Q(T)$ of a generic Gaussian process with a prescribed auto-correlator $A(T_1, T_2)$ can be defined in a similar way as in the case of a Gaussian sequence in (173), namely that it represents the probability that the process stays non-negative over a fixed time interval $[0, T]$

$$Q(T) = \text{Prob} [X(T') \geq 0, \text{ for all } 0 \leq T' \leq T]. \quad (178)$$

Thus $Q(T)$ is just the fraction of paths, out of all possible paths in $[0, T]$, that do not cross the origin over the time interval $[0, T]$. Using the measure in (177) one can then formally write $Q(T)$ as a ratio of two path integrals

$$Q(T) = \frac{\int_+ \mathcal{D}X(T') \exp \left[-\frac{1}{2} \int_0^T \int_0^T dT_1 dT_2 A^{-1}(T_1, T_2) X(T_1) X(T_2) \right]}{\int \mathcal{D}X(T') \exp \left[-\frac{1}{2} \int_0^T \int_0^T dT_1 dT_2 A^{-1}(T_1, T_2) X(T_1) X(T_2) \right]} = \frac{Z_+(T)}{Z_0(T)}, \quad (179)$$

where the subscript $+$ in the numerator indicates that it counts all paths that stays non-negative over $[0, T]$, while the denominator counts all possible paths over the interval $[0, T]$ and serves just as a normalization constant. These two functional

integrals are called the partition functions: $Z_+(T)$ for the numerator and $Z_0(T)$ for the denominator. Clearly, the persistence $Q(T)$ is a function of T and also it depends functionally on the correlator $A(T_1, T_2)$. The main problem then is to compute $Q(T)$, given the correlator $A(T_1, T_2)$. Just as in the case of a Gaussian sequence, computing $Q(T)$ for a Gaussian process with an arbitrary correlator $A(T_1, T_2)$ is a very hard problem (for a review see [6]).

6.3. Gaussian stationary process

In this review, we will focus on a special subset of Gaussian processes called Gaussian stationary processes (GSPs) for which the correlator $A(T_1, T_2)$ actually depends only on the time difference

$$A(T_1, T_2) = A(|T_1 - T_2|). \tag{180}$$

The stationarity condition actually makes such processes a bit simpler to handle. In fact, one can now imagine that the process over the time interval $(-\infty, \infty)$ with a probability measure as given in (177), except that the limits of the time integrals now run from $-\infty$ to $+\infty$. One can now focus on any specific section $[T_1, T_2]$ of this infinite time axis and define the persistence $Q(T_1, T_2)$ as the probability that the stationary process stays positive between time T_1 and T_2 . Formally one can write this as

$$Q(T_1, T_2) = \frac{\int \mathcal{D}X(T') I(T_1, T_2, \{X(T')\}) e^{-\frac{1}{2} \int_{-\infty}^{\infty} \int_{-\infty}^{\infty} dT'_1 dT'_2 A^{-1}(|T'_1 - T'_2|) X(T'_1) X(T'_2)}}{\int \mathcal{D}X(T') e^{-\frac{1}{2} \int_{-\infty}^{\infty} \int_{-\infty}^{\infty} dT'_1 dT'_2 A^{-1}(|T'_1 - T'_2|) X(T'_1) X(T'_2)}} \tag{181}$$

where $I(T_1, T_2, \{X(T')\})$ is an indicator function that is 1 if the section of the path $\{X(T')\}$ between T_1 and T_2 is positive and 0 if the path crosses zero between T_1 and T_2 . The denominator is just the normalization factor. Evidently, due to stationarity, the persistence $Q(T_1, T_2) = Q(|T_2 - T_1| = T)$ also depends only on the time difference $T = |T_2 - T_1|$. Thus the problem is well defined: given the stationary correlator $A(T)$, can one compute $Q(T)$ in (181)? The answer is no for an arbitrary correlator $A(T)$. However, there are some special cases, such as for Markov processes, for which $Q(T)$ is exactly computable (see below). However, some general properties of GSP are useful when one tries to estimate bounds for $Q(T)$ or even to develop an approximation method for estimating $Q(T)$ (as discussed at various places of this review). Below, we summarize a few important results that have been used throughout this review.

(i) **Markov property and Doob's theorem:** Consider a GSP with a given correlator $A(T)$, normalized such that $A(0) = 1$. An important subclass of these GSP's are those which satisfy Markovian property. What is the necessary and sufficient condition on the correlator $A(T)$ such that the GSP is Markovian? Doob's theorem (see e.g. [157]) answers this question: A GSP is Markovian if and only if the correlator $A(T) = \exp[-\lambda|T|]$ for all T , i.e., the correlator is purely exponential. For any other correlator, the GSP is non-Markovian. For a Markov GSP, the persistence $Q(T)$ is exactly known for all $T \geq 0$

$$Q(T) = \frac{2}{\pi} \sin^{-1} \left[e^{-\lambda T} \right]. \tag{182}$$

Note, in particular, that for large T , $Q(T) \sim e^{-\theta T}$ where the exponent $\theta = \lambda$.

To illustrate this result (182), we apply it to one-dimensional Brownian motion (25). We recall that the probability that a simple Brownian motion, starting at t_1 at position x_1 , does not change sign over the time interval $[t_1, t_2]$ is given by $Q(x_1, t_2, t_1) = \text{erf}\left(\frac{|x_1|}{\sqrt{4D(t_2 - t_1)}}\right)$ [see Eq. (27) and below]. If one averages over the initial position x_1 drawn from the Gaussian distribution $p(x_1, t_1) = e^{-x_1^2/4Dt_1}/\sqrt{4Dt_1}$, one simply obtains the persistence over the time interval $[t_1, t_2]$ (with $t_1 \leq t_2$ without any loss of generality)

$$Q(t_1, t_2) = \frac{2}{\pi} \sin^{-1} \left[\sqrt{\frac{t_1}{t_2}} \right]. \quad (183)$$

Using now the mapping $T = \ln t$ and $X(T) = x(t)/\sqrt{\langle x^2(t) \rangle}$ we map the Markov process $dx/dt = \eta(t)$ to a GSP (Lamperti transformation) with correlator $A(T) = \exp[-|T|/2]$. Using $t_1 = \exp[T_1]$ and $t_2 = \exp[T_2]$ in Eq. (183), we then immediately find that the persistence $Q(T = |T_1 - T_2|)$ that the GSP $X(T)$ does not change sign over the time interval $[T_1, T_2]$ is given by

$$Q(T) = \frac{2}{\pi} \sin^{-1} \left[e^{-|T|/2} \right], \quad (184)$$

which is completely consistent with the exact result for Markov process in Eq. (182) with $\lambda = 1/2$. Note also that for large T , $Q(T) \sim \exp[-T/2]$ which, when translated into the original time variable $t = e^T$, reduces to the standard power-law decay of the persistence of a Brownian motion, $Q(t) \sim t^{-1/2}$ for large time t .

(ii) **Smooth processes and Rice's formula:** Consider again a GSP with correlator $A(T)$ with the normalization $A(0) = 1$. Consider the short time behaviour of $A(T)$. Quite generically, $A(T)$ behaves as $T \rightarrow 0$ [5, 6]

$$A(T) = 1 - a|T|^\alpha + o(|T|^\alpha) \quad (185)$$

where, necessarily, $0 \leq \alpha \leq 2$ and $a > 0$ is a constant. If $\alpha > 2$, one can show that the Fourier transform $\tilde{A}(\omega) = \int_{-\infty}^{\infty} A(T)e^{i\omega T} dT$ is not positive definite, a condition that is necessary for the normalization of the Gaussian measure in (177) with (180). A GSP is called *smooth* if $\alpha = 2$. For all $\alpha < 2$, the process is called *rough*. The reason for this is that for $\alpha = 2$, the process $X(T)$ has a finite density of crossings of the origin. To see this, consider the mean number, N_0 , of zero crossing of $X(T)$ in a time interval T . This is given by the general formula

$$\begin{aligned} N_0 &= \int_0^T dT' \langle \delta(X(T')) |\dot{X}(T')| \rangle \\ &= T \langle \delta(T') \rangle \langle |\dot{X}(T')| \rangle, \end{aligned} \quad (186)$$

since $X(T)$ and $\dot{X}(T)$ are statistically independent. This follows from $\langle X(T) \dot{X}(T) \rangle = \frac{1}{2}(d/dT)\langle X^2(T) \rangle = 0$, as $\langle X^2(T) \rangle = 1$ is a constant. Since X has a normal distribution with unit variance, we have $\langle \delta(X) \rangle = 1/\sqrt{2\pi}$. Also $\langle \dot{X}^2 \rangle = (\partial^2/\partial T_1 \partial T_2)_{T_1=T_2} \langle X(T_1)X(T_2) \rangle = -A''(0)$. So the mean crossing density, $\rho = N_0/T$, is given by the celebrated Rice's formula [158]

$$\rho = \frac{1}{\pi} \sqrt{-A''(0)}. \quad (187)$$

From here we see immediately that the crossing density is finite for a smooth process ($\alpha = 2$) and infinite for a rough process ($\alpha < 2$). For example, the Markov GSP with correlator $A(T) = \exp[-\lambda|T|]$ has $\alpha = 1$ and hence is a rough process with infinite density of zero crossings.

(iii) **Slepian's inequality:** In absence of a general expression for $Q(T)$ for arbitrary correlator $A(T)$, an inequality due to Slepian [5] can be very useful sometimes. Consider two GSP's with respective correlators $A_1(T)$ and $A_2(T)$, which are normalized, $A_1(0) = A_2(0) = 1$. Let $Q_1(T)$ and $Q_2(T)$ denote their respective persistence probabilities. Then Slepian's inequality states that if $A_1(T) \leq A_2(T)$ for all T , then $Q_1(T) \leq Q_2(T)$ for all T . For example, suppose one comes across a GSP whose correlator satisfies the property $A(T) \leq \exp[-\lambda|T|]$ for all T and for some $\lambda > 0$. Then, using the exact result for the Markov GSP in Eq. (182) and Slepian's inequality, one can obtain the exact bound $Q(T) \leq \frac{2}{\pi} \sin^{-1} [e^{-\lambda T}]$ for all T . Indeed, we have used this inequality to obtain exact bounds on the persistence exponent for a certain class of fluctuating interfaces (see section 14).

(iv) **Newell-Rosenblatt result:** For a GSP with correlator $A(T)$, Newell and Rosenblatt obtained [4] bounds for the persistence probability $Q(T)$ which are often very useful. Loosely speaking, their result states that if $A(T) \sim T^{-\alpha}$ for large T and for some $\alpha > 0$, then $Q(T)$ has the following asymptotic forms for large T depending on the value of α :

$$Q(T) \sim \exp(-K_1 T), \quad \alpha > 1, \quad (188)$$

$$\exp(-K_2 T^\alpha \ln T) \leq Q(T) \leq \exp(-K_3 T^\alpha), \quad 0 < \alpha < 1 \quad (189)$$

where the K_i 's are some positive constants.

One of the consequences of the Newell-Rosenblatt result is that if the correlator decays exponentially for large T , $A(T) \sim \exp[-\lambda T]$ with some λ (as is the case in many of the physics examples discussed in this review where a physical process in real time t can be mapped to a GSP in time $T = \ln t$), then the persistence of this GSP also decays exponentially for large T , $Q(T) \sim \exp[-\theta T]$ with some decay constant θ that however depends on the full form of the correlator $A(T)$ (and not just on its asymptotic tail $A(T) \sim \exp[-\lambda T]$). Translated into the real time $t = e^T$, this then proves that for such physical processes, the persistence in real time t decays as a power law for large t , $Q(t) \sim t^{-\theta}$. Thus the decay constant θ in $Q(T)$ for the GSP is indeed the persistence exponent θ of the underlying process in real time t .

7. Perturbation theory for non-Markovian Gaussian stationary processes

In this section we discuss how one can calculate the persistence of a non-Markovian Gaussian stationary process (GSP) that is *close* to a Markovian process, using perturbation theory [27, 159]. We want to calculate the probability that the variable $X(T)$ has not changed sign in the time interval $(0, T)$ (or any time interval of length T , since the process is stationary). This persistence probability can be written as the ratio of two path integrals:

$$Q(T) = \text{Proba. } [X(T') \geq 0, \text{ for all } 0 \leq T' \leq T] = \frac{\int_{X>0} DX(T) e^{-S}}{\int DX(T) e^{-S}}, \quad (190)$$

where the path integral in the numerator is restricted to paths $X(T)$ where $X(T') \geq 0$ for all T' in $[0, T]$, and where the ‘action’ $S[X]$ has the form

$$S = \frac{1}{2} \int_0^T dT_1 \int_0^T dT_2 X(T_1) G(T_1, T_2) X(T_2) . \quad (191)$$

Here $G(T_1, T_2)$ is the matrix inverse of the correlation matrix $\langle X(T_1) X(T_2) \rangle \equiv A(T_1 - T_2)$. Notice that G is not simply a function of $T_2 - T_1$.

Our strategy is to compute the persistence perturbatively, starting from the Ornstein-Uhlenbeck process,

$$\frac{dX^0}{dT} = -\mu X^0 + \eta(T) , \quad (192)$$

where $\eta(T)$ is Gaussian white noise with correlator

$$\langle \eta(T) \eta(T') \rangle = 2\mu \delta(T - T') , \quad (193)$$

which defines the (only) Markovian Gaussian stationary process. The strength of the noise has been chosen so that in the stationary state $\langle (X^0)^2 \rangle = 1$. The autocorrelation for this process is readily determined as

$$A^0(T_1 - T_2) \equiv \langle X(T_1) X(T_2) \rangle = \exp(-\mu |T_1 - T_2|) . \quad (194)$$

Now suppose that the non-Markovian process $X(T)$ is perturbatively close to the Markov process $X^0(T)$, such that

$$G(T_1, T_2) = G^0(T_1, T_2) + \epsilon g(T_1, T_2) , \quad (195)$$

where ϵ is small. Then we can expand the exponentials in the path-integrals in Eq. (190), and re-exponentiate. To $\mathcal{O}(\epsilon)$ the numerator becomes

$$\begin{aligned} \int_{\mathcal{C}} DX(T) e^{-S} &= \int_{\mathcal{C}} DX(T) \exp \left(-S^0 - \frac{\epsilon}{2} \int_0^T dT_1 \int_0^T dT_2 \right. \\ &\quad \left. \times g(T_1, T_2) A_{\mathcal{C}}^0(T_1, T_2) + \mathcal{O}(\epsilon^2) \right) , \end{aligned} \quad (196)$$

where the subscript \mathcal{C} indicates that the paths in the integral in the numerator of Eq. (190) satisfy the constraint $X(T') \geq 0$ for $0 \leq T' \leq T$, and

$$A_{\mathcal{C}}^0(T_1, T_2) = \frac{\int_{\mathcal{C}} DX(T) X(T_1) X(T_2) e^{-S_0}}{\int_{\mathcal{C}} DX(T) e^{-S_0}} . \quad (197)$$

Here $A_{\mathcal{C}}^0(T_1, T_2)$ is the correlation function for the Markov process, $X^0(T)$, averaged and normalized only over paths satisfying the constraint \mathcal{C} . The denominator in Eq. (190) is given by an identical expression, except that $A_{\mathcal{C}}^0$ is replaced by A^0 , the unconstrained correlation function, and the integrals are over all paths.

Due to the constraint, $A_{\mathcal{C}}^0$ will not be time translationally invariant for finite T . In the limit $T \rightarrow \infty$, however, the double time-integral in Eq. (196) reduces to T times an infinite integral over the relative time $T_2 - T_1$, and $A_{\mathcal{C}}^0(T_1, T_2)$ can be replaced by its stationary limit, $A_{\mathcal{C}}^0(T_2 - T_1)$. Similarly, the function $g(T_1, T_2)$ will be translationally invariant in this regime, so that the required double integral can

be written as a single integral in Fourier space:

$$\lim_{T \rightarrow \infty} \frac{1}{T} \int_0^T dT_1 \int_0^T dT_2 g(T_1, T_2) A_C^0(T_1, T_2) = \int_{-\infty}^{\infty} (d\omega/2\pi) \tilde{g}(\omega) \tilde{A}_C^0(\omega). \quad (198)$$

The zeroth order result, $\int_{x>0} DX(T) \exp(-S_0) / \int DX(T) \exp(-S_0)$, is just the persistence of the GSP $X^0(T)$, which decays as $\exp(-\mu T)$ for large T .

From Eqs. (190), (196) and (198), the persistence exponent can be written as

$$\begin{aligned} \theta &= \lim_{T \rightarrow \infty} -\frac{1}{T} \ln [\text{Proba.}[X(T') \geq 0, 0 \leq T' \leq T]] \\ &= \mu + \epsilon \int_0^{\infty} \frac{d\omega}{2\pi} [\tilde{A}_C^0(\omega) - \tilde{A}^0(\omega)] + \mathcal{O}(\epsilon^2), \end{aligned} \quad (199)$$

where the term proportional to $\tilde{A}^0(\omega)$ is the $\mathcal{O}(\epsilon)$ contribution coming from the denominator in Eq. (190).

We now calculate $A_C^0(T)$. The conditional probability, $P(X, T|X_0, 0)$, is the probability that $X(T)$ takes the value X at time T given that it took the value X_0 at time 0. It may be directly calculated from Eq. (192), giving

$$P(X, T|X_0, 0) = \left[\frac{1}{2\pi(1 - e^{-2\mu T})} \right]^{1/2} \exp \left[-\frac{(X - X_0 e^{-\mu T})^2}{2(1 - e^{-2\mu T})} \right]. \quad (200)$$

The conditional probability, $P^+(X_2, T_2|X_1, T_1)$ that $X(T)$ has the value $X_2 > 0$ at time T_2 , given that it had the value $X_1 > 0$ at time T_1 and that $X(T) > 0$ for all T in (T_1, T_2) , is given by the method of images [1]:

$$P^+(2|1) = P(X_2, T_2|X_1, T_1) - P(X_2, T_2| -X_1, T_1), \quad (201)$$

where we have adopted a natural shorthand notation for the arguments of P^+ .

To find the joint probability, $P^+(X_1, T_1; X_2, T_2)$, that the process has the values X_1 at T_1 and X_2 at T_2 , averaged only over paths where $X(T)$ stays positive between an initial time T_i and a final time T_f , we consider a path starting at (X_i, T_i) and finishing at (X_f, T_f) , passing through (X_1, T_1) and (X_2, T_2) , with $X(T)$ always positive. The required stationary limit is given (using Bayes Theorem) as

$$P^+(x_1, T_1; x_2, T_2) = \lim_{T_i \rightarrow -\infty, T_f \rightarrow \infty} \frac{P^+(f; 2; 1|i)}{P^+(f|i)}, \quad (202)$$

once more, using an obvious shorthand notation.

The Markov property means that we can write $P^+(f; 2; 1|i) = P^+(f|2)P^+(2|1)P^+(1|i)$. Using Eqs. (200) and (201) in (202) we find, after some algebra,

$$\begin{aligned} P^+(X_1, 0; X_2; T) &= \frac{2}{\pi} (1 - e^{-2\mu T})^{-1/2} X_1 X_2 e^{\mu T} \\ &\times \exp \left[-\frac{X_1^2 + X_2^2}{2(1 - e^{-2\mu T})} \right] \sinh \left(\frac{X_1 X_2}{2 \sinh \mu T} \right). \end{aligned} \quad (203)$$

It is now straightforward to calculate the autocorrelation function:

$$\begin{aligned} A_C^0(T) &= \int_0^\infty dX_1 \int_0^\infty dX_2 X_1 X_2 P^+(X_1, 0; X_2, T) \\ &= \frac{2}{\pi} \left[3(1 - e^{-2\mu T})^{1/2} + (e^{\mu T} + 2e^{-\mu T}) \sin^{-1}(e^{-\mu T}) \right]. \end{aligned} \quad (204)$$

Eq. (199) for θ can be written as a real-time integral as follows. We first write $A(T) = A^0(T) + \epsilon a(T)$, and we note that, since $G(T)$ is the inverse function of $A(T)$, in Fourier space we have $[\tilde{A}(\omega)]^{-1} = \tilde{G}(\omega) = \tilde{G}^0(\omega) + \epsilon \tilde{g}(\omega)$, the last equality defining the perturbation $\tilde{g}(\omega)$. Using $A^0(T) = \exp(-\mu T)$, we find

$$\tilde{g}(\omega) = -\tilde{a}(\omega)(\omega^2 + \mu^2)^2/4\mu^2. \quad (205)$$

Inserting this result in Eq. (199) and transforming to real time gives

$$\begin{aligned} \theta &= \mu - \frac{\epsilon}{4\mu^2} \int_0^\infty dT a(T) \left(\mu^2 - \frac{d^2}{dT^2} \right)^2 [A_C^0(T) - A_0(T)]^2 \\ &= \mu \left(1 - \epsilon \frac{2\mu}{\pi} \int_0^\infty a(T) [1 - \exp(-2\mu T)]^{-3/2} dT \right) + \mathcal{O}(\epsilon^2). \end{aligned} \quad (206)$$

The final result is rather compact. Later in this article, in section 11, we will apply it to a first-passage problem in critical dynamics. As a trivial example, which also serves as a simple check on the result, consider the Markov process with correlator $\exp[-(\mu + \delta\mu)T]$. Clearly, the persistence exponent of this process is simply $\theta = \mu + \delta\mu$. Using the general result (206), we have $\epsilon a(T) = -\delta\mu T \exp(-\mu T)$. Inserting this into (206) gives

$$\begin{aligned} \theta &= \mu \left[1 + (2\mu\delta\mu/\pi) \int_0^\infty dT T e^{-\mu T} [1 - e^{-2\mu T}]^{-3/2} \right] \\ &= \mu + \frac{2}{\pi} \delta\mu \int_0^\infty dx x e^{-x} [1 - e^{-2x}]^{-3/2} \\ &= \mu + \delta\mu \end{aligned} \quad (207)$$

as required.

The perturbative method (in a different but equivalent form to that presented here) was used to obtain approximate results for the persistence properties of the coarsening dynamics of the d -dimensional Ising model [27], as discussed earlier in section 5.2.

8. The independent interval approximation

Consider a Gaussian Stationary Process $X(T)$, normalised such that $\langle X^2(T) \rangle = 1$, and with autocorrelation function $A(T) \equiv \langle X(0) X(T) \rangle$. By definition, $A(0) = 1$. As we have seen before, we can classify the process $X(T)$ according to the small- T behaviour of $A(T)$. If, for small T , $A(T)$ has the form $A(T) = 1 - aT^2 + \dots$, the process is said to be ‘smooth’. Such processes have a finite density ρ of zero crossings, given by the Rice’s formula (187). If, on the other hand, $A(T) = 1 - bT^\alpha + \dots$, with $\alpha < 2$, the process $X(T)$ is said to be ‘rough’ - it has an infinite density of zero crossings (see the discussion in section 6.3).

The basis of the “independent interval approximation” (IIA) [29, 30, 160] is to treat the intervals between successive zero crossings as if they are statistically independent, see Fig. 13. As a preliminary step we introduce the “clipped” process,

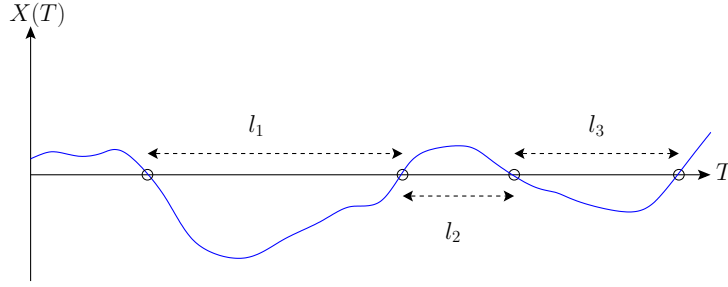


Figure 13. The independent interval approximation amounts to assume that the intervals between zero-crossings of $X(T)$, here l_1, l_2, l_3 , are statistically independent.

described by the variable $\sigma(T) = \text{sgn } X(T)$. The correlator $C(T) = \langle \sigma(0) \sigma(T) \rangle$ is determined by the distribution, $P(T)$, of the intervals between successive zeros of $X(T)$. The persistence, $Q(T) \sim \exp(-\theta T)$, is the probability that there are no zeros in a randomly chosen interval of length T . Clearly it is controlled by the distribution of interval sizes, which we expect to have the same tail, $P(T) \sim \exp(-\theta T)$.

The correlator $C(T)$ of the clipped process is easily computed from $A(T)$ since the process $X(T)$ is Gaussian:

$$C(T) = \langle \text{sgn } X(T) \text{sgn } X(0) \rangle = \frac{2}{\pi} \sin^{-1} A(T) . \quad (208)$$

But $C(T)$ can also be computed from the interval size distribution $P(T)$. Clearly

$$C(T) = \sum_{n=0}^{\infty} (-1)^n p_n(T) , \quad (209)$$

where $p_n(T)$ is the probability that the interval T contains exactly n zeros of $X(T)$.

We define $Q(T)$ to be the probability that an interval of size T to the right or left of a zero contains no further zeros. Then $P(T) = -Q'(T)$. For $n \geq 1$,

$$\begin{aligned} p_n(T) &= \langle T \rangle^{-1} \int_0^T dT_1 \int_{T_1}^T dT_2 \dots \int_{T_{n-1}}^T dT_n Q(T_1) \\ &\quad \times P(T_2 - T_1) \dots P(T_n - T_{n-1}) Q(T - T_n), \end{aligned} \quad (210)$$

where $\langle T \rangle$ is the mean interval size. The key approximation here is to write the joint distribution of n successive intervals between zero crossings as the product of the distributions of the individual intervals, ignoring any correlations (see Fig. 13).

Taking Laplace transforms gives

$$\tilde{p}_n(s) = \frac{1}{\langle T \rangle} [\tilde{Q}(s)]^2 [\tilde{P}(s)]^{n-1} . \quad (211)$$

But the obvious relation $P(T) = -Q'(T)$, together with $Q(0) = 1$, implies

$$\tilde{P}(s) = 1 - s\tilde{Q}(s) . \quad (212)$$

Using this to eliminate $\tilde{Q}(s)$ from Eq. (211) yields

$$\tilde{p}_n(s) = \frac{1}{\langle T \rangle s^2} [1 - \tilde{P}(s)]^2 [\tilde{P}(s)]^{n-1}, \quad n \geq 1 \quad (213)$$

$$\tilde{p}_0(s) = \frac{1}{\langle T \rangle s^2} [\langle T \rangle s - 1 + \tilde{P}(s)], \quad (214)$$

where the last result follows from the normalisation condition, $\sum_{n=0}^{\infty} p_n(t) = 1$. Finally, the Laplace transform of Eq. (208) gives $\tilde{C}(s) = \sum_{n=0}^{\infty} (-1)^n \tilde{p}_n(s)$. Performing the sum using (213) and (214) we can use the result to express $\tilde{P}(s)$ in terms of $\tilde{C}(s)$, giving

$$\tilde{P}(s) = [2 - F(s)]/F(s), \quad (215)$$

where

$$F(s) = 1 + \frac{1}{2} s \langle T \rangle [1 - s \tilde{C}(s)]. \quad (216)$$

Let us summarise our main results up to this point. For a GSP $X(T)$, with correlator $A(T)$, the correlator $C(T)$ of the clipped process, $\sigma(T) = \text{sgn } X(T)$, is given by Eq. (208). But $C(T)$ is related to the interval-size distribution $P(T)$ through (215) and (216). Finally, $p_0(T)$, the probability that there are no zeros in an interval of length T , is related to $P(T)$ through (214). The mean interval length, $\langle T \rangle$, is easily obtained either from the correlator $A(T)$, using (187) and $\langle T \rangle = 1/\rho$, or from the correlator $C(T)$ of the clipped process, using $C(T) = 1 - 2T/\langle T \rangle + \dots$ for small T .

The asymptotics of $p_0(T)$ are controlled by the singularity of $\tilde{p}_0(s)$ with the largest real part, i.e. [from Eq. (214)] by the corresponding singularity of $\tilde{P}(s)$. In most cases of interest, we expect that $p_0(T)$ for a GSP has the form $\sim \exp(-\theta T)$, suggesting that the relevant singularity in $\tilde{p}_0(s)$ is a simple pole at $s = -\theta$, i.e. that $F(s)$ has a simple zero at $s = -\theta$. An explicit expression for $F(s)$, in terms of the autocorrelation function $A(T)$ is

$$F(s) = 1 + \frac{\pi}{2[-A''(0)]^{1/2}} s \left[1 - \frac{2s}{\pi} \int_0^{\infty} e^{-sT} \sin^{-1} A(T) dT \right]. \quad (217)$$

Let us suppose, as is generally the case, that $A(T) \sim \exp(-\lambda T)$ for large T . Then the function $F(s)$ has the following general features: (i) $F(0) = 1$; (ii) $F(s)$ diverges to $-\infty$ for $s \rightarrow -\lambda$; (iii) between these two points $F(s)$ is monotonic, implying a single zero at $s = -\theta$, with $\theta \leq \lambda$. In the following section we give some specific applications of this approach.

But before we do that, let us just mention that in the analysis above we are concerned with the intervals of zero crossing. The IIA method has been generalised also to the case of the crossing of a nonzero level [161, 162]. For instance, consider the crossing of a level at height M by a stationary process $X(T)$. Let $P_{\pm}(T)$ denote respectively the intervals where $X(T) > M$ and $X(T) < M$, starting at an initial point $X(0) < M$. For $M > 0$, the statistics of $P_+(T)$ is different from that of $P_-(T)$. For the case $M = 0$ discussed above, we have seen that $P_+(T)$ has the same statistics as $P_-(T)$ and they can be related, within IIA, to the Laplace transform of the autocorrelation function of the signal as in Eqs. (210) and (211). For $M > 0$, to determine $P_+(T)$ and $P_-(T)$, one needs two relations. One of them

is the generalisation of the autocorrelation function to level $M > 0$, but the other nontrivial relation can be obtained by relating the interval size distributions to the average number of crossings of the level M [161, 162]. This IIA result becomes exact in the limit of $M \rightarrow \infty$.

8.1. *Scaling phenomenon and Lamperti transformation*

Many applications of the methods described so far in this article do not obviously involve Gaussian stationary processes (GSPs). However, many processes of interest can be mapped onto GSPs. These are Gaussian processes which are self-similar, in which the two-time correlation function depends fundamentally on *ratios* of the two time arguments rather than *differences*. In many cases, indeed, the two-time t_1, t_2 correlation function takes the scaling form, when $t_1, t_2 \gg 1$, $a(t_1, t_2) = t_1^\alpha f(t_1/t_2)$, where α is a scaling exponent. In such cases, especially were the processes are Gaussian, it is useful to introduce a new timescale $T = \ln t$, and a new variable $X(T) = x(t)/\sqrt{\langle x^2(t) \rangle}$. By construction, $\langle X^2(T) \rangle = 1$. This transformation (including normalization of the process and change of time variable) is known under the name of the Lamperti transformation [163].

8.2. *Application to the Brownian walker and higher order processes*

As a simple example, we begin with Brownian walk encountered earlier, $dx/dt = \eta(t)$, with $\langle \eta(t)\eta(t') \rangle = \delta(t - t')$ (here, for convenience, we have set the diffusion constant to $D = 1/2$). If we take the initial condition to be $x(0) = 0$, the two-time correlation function is readily obtained as $\langle x(t_1)x(t_2) \rangle = \min(t_1, t_2)$, a homogeneous function of the two time arguments. Introducing the new variable $X(t) = x(t)/\langle x^2(t) \rangle$, such that $\langle X^2 \rangle = 1$ for all t , the two-time correlator becomes a *ratio* of the time arguments: $\langle X(t_1)X(t_2) \rangle = \min(t_1, t_2)/\sqrt{t_1 t_2}$, which we term a scaling form (such scaling forms, albeit usually more complicated ones, occur naturally in many areas of physics). The final step is to introduce the new time variable

$$T = \ln t \quad (218)$$

With a slight abuse of notation (we use keep the same name, X , for the T -dependent variable) we have $\langle X(T_1)X(T_2) \rangle = \exp(-|T_1 - T_2|/2)$. The process is now a GSP, with persistence exponent $1/2$.

As a second example where IIA can be applied successfully we consider the higher-order processes already introduced briefly in section 3.3. More precisely, we consider a generalised Brownian motion in one dimension whose position evolves with time t via the Langevin equation

$$\frac{d^n x}{dt^n} = \eta(t) \quad (219)$$

where $\eta(t)$ is a Gaussian white noise with zero mean and a correlator $\langle \eta(t)\eta(t') \rangle = \delta(t - t')$. For $n = 1$, this process $x(t)$ is the standard Brownian motion and for $n = 2$, it represents the random acceleration process discussed in section 3.2.

Assuming that initially all the derivatives up to order $(n - 1)$ are zero, the process

$x(t)$ can be represented as an n -fold integral

$$x(t) = \int_0^t dt_n \int_0^{t_n} dt_{n-1} \dots \int_0^{t_1} dt_1 \eta(t_1). \quad (220)$$

Another particularly useful representation is [88, 164, 165]

$$x(t) = \frac{1}{\Gamma(n)} \int_0^t \eta(t') (t - t')^{n-1} dt', \quad (221)$$

which can be easily proved by differentiating Eq. (221) n times. This representation manifestly demonstrates that $x(t)$ is a linear functional of the Gaussian noise $\eta(t)$ and hence it follows that $x(t)$ is a Gaussian process. In fact, the representation in Eq. (221) also allows an analytical continuation to a continuous $n > 1/2$, not necessarily a positive integer [87]. The persistence $Q(t)$ of this process is defined in the standard way: the probability that the process does not cross 0 up to time t . In Ref. [29], it was found that $Q(t) \sim t^{-\theta(n)}$ where the persistence exponent $\theta(n)$ decreases with increasing value of n . For $n = 1$ and 2, one has the analytical values $\theta(1) = 1/2$ and $\theta(2) = 1/4$. For higher values of n , accurate numerical results are available [90] giving $\theta(3) \approx 0.2202$, $\theta(4) \approx 0.2096$, $\theta(5) \approx 0.2042$ etc. As n becomes large, the exponent seems to saturate to a nonzero value, $\theta(n \rightarrow \infty) \approx 0.1875$ [29].

This Gaussian process $x(t)$ in Eq. (221) is non-stationary, as evident from the direct calculation of the two-time correlation function using Eq. (221), which gives

$$\langle x(t_1)x(t_2) \rangle = \frac{1}{\Gamma^2(n)} \int_0^{\min(t_1, t_2)} (t_1 - t')^{n-1} (t_2 - t')^{n-1} dt'. \quad (222)$$

However, using the Lamperti transformation mentioned in section 8.1, one can map this process to a Gaussian stationary process for any $n > 1/2$. To proceed, we make the transformation, $X = x(t)/\sqrt{\langle x^2(t) \rangle}$ and consider it as a function of the logarithmic time $T = \ln t$. It is then easy to show that $X(T)$ becomes a Gaussian stationary process with auto-correlator $\langle X(T_1)X(T_2) \rangle = A_n(|T_1 - T_2|)$ that depends only on the time difference $T = |T_1 - T_2|$ and is given explicitly by [29, 87]

$$A_n(T) = \left(2 - \frac{1}{n}\right) e^{-T/2} {}_2F_1(1 - n, 1; 1 + n; e^{-T}), \quad (223)$$

where ${}_2F_1(a, b; c; z)$ is the standard hypergeometric function. Given this nontrivial form of the autocorrelator, it follows from the discussion in section 6.3 that the GSP is non-Markovian and the persistence $Q(T)$ of this process will decay as $Q(T) \sim \exp[-\theta(n)T]$ for large T where $\theta(n)$ would depend continuously on n . Consequently, in the original time t , $Q(t) \sim t^{-\theta(n)}$ for large t where $\theta(n)$ is then the persistence exponent.

The computation of the exponent $\theta(n)$ analytically for arbitrary n seems difficult (except for $n = 1$ and $n = 2$). However, one can determine them fairly accurately using the IIA method discussed in section 8. To proceed, let us first expand the

correlator in Eq. (223) for small T which gives [87]

$$A_n(T) \approx \begin{cases} 1 - a_n T^{2n-1} & 1/2 < n < 3/2 \\ 1 + (T^2/4) \ln T & n = 3/2 \\ 1 - \frac{2n-1}{8(2n-3)} T^2 & n > 3/2 \end{cases} \quad (224)$$

where $a_n = \Gamma(n)\Gamma(2-2n)/\Gamma(1-n)$. Thus for $n > 3/2$, the process is ‘smooth’ (see section 6.3) with a finite density of zero crossings that can be derived from Rice’s formula,

$$\rho = \frac{1}{\pi} \sqrt{-A_n''(0)} = \frac{1}{2\pi} \sqrt{\frac{(2n-1)}{2n-3}}. \quad (225)$$

For $1/2 < n < 3/2$, the density is infinite and the zeros are not uniformly distributed, instead they form a fractal structure with fractal dimension $d_f = n - 1/2$. Thus, there is a ‘phase transition’ at the critical value $n_c = 3/2$ where the process changes from being ‘rough’ for $1/2 < n < 3/2$ to ‘smooth’ for $n > 3/2$ [87]. The case $n = 3/2$ is marginal, and the result in Eq. (223) can be simplified to the form [87]

$$A_{3/2}(T) = \cosh(T/2) + \sinh^2(T/2) \ln[\tanh(T/4)], \quad (226)$$

where the density of zeros is still divergent but only logarithmically. A physical example of this marginal case $n = 3/2$ is provided by the steady-state spatial correlation of the $(2+1)$ -dimensional linear interface model with dynamical exponent $z = 4$ and non-conserving noise (see section 14.5).

For $n > 3/2$, where the process is smooth, one can apply the IIA method discussed in section 8. According to IIA, the exponent θ is given by the first real negative zero of the function $F(s)$ defined in Eq. (208). In other words, the exponent θ_{IIA} , within IIA, is given by the first positive root of the following equation

$$1 + \frac{2\theta}{\pi} \int_0^\infty \sin^{-1}[A_n(T)] e^{\theta T} dT = \frac{2\rho}{\pi}, \quad (227)$$

where $\rho = \sqrt{-A_n''(0)}/\pi$ is the density of zeros computed in Eq. (225) and $A_n(T)$ is given explicitly in Eq. (223). For example, for $n = 2$, Eq. (227) gives $\theta_{\text{IIA}}(2) = 0.26466\dots$ which is slightly higher than the exact value $\theta(2) = 1/4$. Similarly, for $n = 3$, the IIA estimate from Eq. (227) gives $\theta_{\text{IIA}}(3) = 0.22283\dots$ to be compared to the numerical value [90] $\theta(3) \approx 0.2202$. Thus one sees that the IIA method provide fairly accurate estimate of the exponent $\theta(n)$.

The limit $n \rightarrow \infty$ is rather interesting [29, 87]. Taking $n \rightarrow \infty$ limit in Eq. (223) gives

$$A_\infty(T) = \text{sech}(T/2). \quad (228)$$

This also happens exactly to be the correlator of the diffusion process (to be discussed in detail later in section 9) in $d = 2$ [29]. Thus the $n \rightarrow \infty$ limit of the process can be numerically simulated by simulating the diffusion process in $d = 2$, since the two Gaussian processes are isomorphic. In this limit, one can also obtain an IIA estimate from Eq. (227) which gives, $\theta_{\text{IIA}}(n \rightarrow \infty) = 0.1862\dots$, which is

again close to the numerically obtained value from simulating diffusion process in 2-d, $\theta(n \rightarrow \infty) \approx 0.1875$ [29].

To summarize, the persistence properties of the Gaussian process $d^n x/dt^n = \eta$ is rather rich. It is a simple example of a non-Markovian Gaussian stochastic process with a nontrivial persistence exponent $\theta(n)$ which can be estimated very accurately for $n > 3/2$ by the IIA method. This example then serves as a nice demonstration of the power and usefulness of the IIA method for smooth Gaussian stationary processes.

9. Diffusive persistence

Until now, we have mostly been concerned with persistence in systems with a finite number of degrees of freedom, such as the random walk (one degree of freedom) and the random acceleration process (two degrees of freedom) and its generalisations. Now we consider processes which involve infinitely many degrees of freedom. The simplest, perhaps, is the process described by the diffusion equation. We consider a scalar field $\phi(\mathbf{x}, t)$ in a d -dimensional space which evolves in time under the diffusion equation:

$$\partial_t \phi = \nabla^2 \phi, \quad (229)$$

with *random* initial conditions $\phi(\mathbf{x}, t = 0) = \psi(\mathbf{x})$ where $\psi(\mathbf{x})$ is a Gaussian random field of zero mean with delta correlations $[\psi(\mathbf{x})\psi(\mathbf{x}')]_{\text{ini}} = \delta^d(\mathbf{x} - \mathbf{x}')$. We use the notation $[\dots]_{\text{ini}}$ to denote an average over the initial condition. For a system of linear size L , the persistence $Q(t, L)$ is the probability that $\phi(\mathbf{x}, t)$, at some fixed point \mathbf{x} in space, does not change sign up to time t [29, 30]. The initial condition being (statistically) invariant under translation in space, this probability does not depend on the position \mathbf{x} , provided \mathbf{x} is far enough from the boundary of the system. The diffusion equation is abundant in nature and the question of persistence is a rather natural question [166].

For a system of linear size L , the solution of the diffusion equation (229) in the bulk of the system is

$$\phi(\mathbf{x}, t) = \int_{|\mathbf{y}| \leq L} d\mathbf{y} \mathcal{G}(\mathbf{x} - \mathbf{y}, t) \psi(\mathbf{y}) \quad , \quad \mathcal{G}(\mathbf{x}) = (4\pi t)^{-d/2} \exp(-\mathbf{x}^2/4t), \quad (230)$$

where $\psi(\mathbf{x}) = \phi(\mathbf{x}, 0)$ is the initial uncorrelated Gaussian field. Since Eq. (230) is linear, $\phi(\mathbf{x}, t)$ is a Gaussian variable for all time $t \geq 0$. Therefore its zero crossing properties are completely determined by the two time correlator $[\phi(\mathbf{x}, t)\phi(\mathbf{x}, t')]_{\text{ini}}$. To study the persistence probability $Q(t, L)$ we introduce the normalized process $X(t) = \phi(\mathbf{x}, t)/[\phi(\mathbf{x}, t)^2]_{\text{ini}}^{1/2}$. Its autocorrelation function $a(t, t') = [X(t)X(t')]_{\text{ini}}$ is computed straightforwardly from the solution in Eq. (230). One obtains $a(t, t') \equiv a(\tilde{t}, \tilde{t}')$ with $\tilde{t} = t/L^2$, $\tilde{t}' = t'/L^2$ and

$$a(\tilde{t}, \tilde{t}') = \begin{cases} \left(\frac{4\tilde{t}\tilde{t}'}{(\tilde{t} + \tilde{t}')^2} \right)^{d/4} & , \quad \tilde{t}, \tilde{t}' \ll 1 \\ 1 & , \quad \tilde{t}, \tilde{t}' \gg 1. \end{cases} \quad (231)$$

We first focus on the time regime $\tilde{t}, \tilde{t}' \ll 1$. In terms of logarithmic time variable

d	$\theta_{\text{IIA}}(d)$	$\theta_{\text{num}}(d)$	$\theta_{\text{D}}(d)$
1	0.1203	0.12050(5)	0.1201(3)
2	0.1862	0.1875(1)	0.1875(1)
3	0.2358	0.2382(1)	0.237(1)

Table 1. Persistence exponents $\theta_{\text{IIA}}(d)$ for the diffusion process in space dimensions $d = 1, 2, 3$, evaluated within the IIA [29, 30]. The numerical results, θ_{num} , are taken from Ref. [168] while $\theta_{\text{D}}(d)$ correspond to a Padé resummation (hence the error bars) of a systematic series expansion introduced in the context of "discrete time persistence" [167].

$T = \log \tilde{t}$, $X(T)$ is a GSP with correlator

$$a(T, T') = A(T - T') = [\cosh(|T - T'|/2)]^{-d/2}, \quad (232)$$

which decays exponentially for large $|T - T'|$. Thus the persistence probability $Q(t, L)$, for $t \ll L^2$, reduces to the computation of the probability $Q(T)$ of no zero crossing of $X(T)$ in the interval $[0, T]$. From the Newell-Rosenblatt's theorem [4] stated above (189), one deduces that $Q(T) \sim \exp[-\theta(d)T]$ for large T where the decay constant $\theta(d)$ depends on the full stationary correlator $a(T)$. Reverting back to the original time $t = e^T$, one finds $Q(t, L) \sim t^{-\theta(d)}$, for $t \ll L^2$. In the opposite limit $t \gg L^2$, one has $Q(t, L) \rightarrow A_L$, a constant which depends on L . These two limiting behaviors of $Q(t, L)$ can be combined into a single finite size scaling form [29, 30]

$$Q(t, L) \propto L^{-2\theta(d)} h(L^2/t), \quad (233)$$

where $h(u) \sim c^{\text{st}}$, a constant independent of L and t , for $u \ll 1$ and $h(u) \propto u^{\theta(d)}$ for $u \gg 1$ where $\theta(d)$ is a d -dependent exponent. This implies that in the $L \rightarrow \infty$ limit, $Q(t) \equiv Q(t, L \rightarrow \infty) \sim t^{-\theta(d)}$ for large t . Remarkably, the persistence for $d = 1$ was observed in experiments on magnetization of spin polarized Xe gas and the exponent $\theta_{\text{exp}}(1) = 0.12$ was measured [36], in good agreement with analytical approximation [29, 30] and numerical simulations [29, 30, 168].

Despite many efforts, there exists no exact result for $\theta(d)$. However various approximation methods have been developed to estimate it and the most accurate one is certainly the Independent Interval Approximation (IIA) presented in section 8. To compute the persistence exponent $\theta_{\text{IIA}}(d)$ for the diffusion equation within the IIA approximation, one inserts the expression of the correlator (232) into Eq. (217) (using $A''(0) = -d/8$) and finds the first zero of $F(s)$ on the negative s -axis, which is located at $s = -\theta_{\text{IIA}}(d)$. The results for $\theta_{\text{IIA}}(d)$ are listed in Table 1 for small values of d . They are compared to the numerical estimates $\theta_{\text{num}}(d)$ obtained in Ref. [168].

In the third column of Table 1 we have listed the result of a systematic approach in a series expansion introduced in the context of "discrete time persistence" [167], which is discussed below in section 15. We also mention that there exists yet another systematic approach which consists in performing a small d expansion [169], relying on the perturbation theory for Non-Markovian Gaussian stationary processes discussed above in section 7, yielding $\theta(d) = d/4 - 0.12065\dots d^{3/2} + \dots$, which would certainly require higher order terms to make it numerically competitive.

We finally study the persistence exponent $\theta(d)$ in the limit of large dimensions d . To do so, it is useful to rewrite the correlator $A(T - T')$ in Eq. (232) in terms

of the rescaled time $T = 2^{3/2}\tilde{T}/\sqrt{d}$ such that

$$A(T - T') = A \left(2^{3/2} \frac{\tilde{T} - \tilde{T}'}{\sqrt{d}} \right) \sim \exp \left[-\frac{1}{2} (\tilde{T} - \tilde{T}')^2 \right], \quad d \rightarrow \infty. \quad (234)$$

Therefore in the limit of large dimension d , one has

$$\theta(d) \sim 2^{3/2} \theta_\infty \sqrt{d}, \quad (235)$$

where θ_∞ is the decay constant associated with the no zero crossing probability of the GSP with correlator $\exp[-\frac{1}{2}(T - T')^2]$. Even in that limit, there is no exact result for θ_∞ . However, it can be approximated using again IIA, yielding $\theta_{\infty, \text{IIA}} = 0.411497$ [29, 30] in very good agreement with the numerical simulations, $\theta_{\infty, \text{sim}} = 0.417(3)$ [168].

9.1. Application to coarsening dynamics

The diffusion equation and its persistence are of more general interest than might at first sight be supposed, since it appears in the study of the coarsening dynamics of a nonconserved n -dimensional field with $O(n)$ symmetry, in the limit $n \rightarrow \infty$. To see how this comes about, consider the Time-Dependent Ginzburg-Landau Equation for the n -component field (ϕ_1, \dots, ϕ_n) :

$$\partial_t \phi_i = \nabla^2 \phi_i + r \phi_i - (u/n) \phi_i \sum_{j=1}^n \phi_j^2. \quad (236)$$

The absence of a thermal noise term indicates that we are working at zero temperature. In fact the temperature is irrelevant to the coarsening dynamics for temperatures below the critical temperature, T_c [14]. The initial condition is given by a random configuration with $\langle \phi_i(\mathbf{x}, 0) \phi_j(\mathbf{x}', 0) \rangle = \Delta \delta_{ij} \delta(\mathbf{x} - \mathbf{x}')$.

In the limit $n \rightarrow \infty$, one can replace $n^{-1} \sum_j \phi_j^2$ by its mean, to give a self-consistent linear equation for any given component of the field:

$$\partial_t \phi = \nabla^2 \phi + r \phi - u \langle \phi^2 \rangle \phi, \quad (237)$$

where the component index on the field has been dropped. This equation is easily solved. Defining $a(t) = r - u \langle \phi^2 \rangle$, one finds, in Fourier space

$$\tilde{\phi}_k(t) = \tilde{\phi}_k(0) \exp[-k^2 t + b(t)], \quad (238)$$

where $b(t) = \int_0^t a(t') dt'$. Averaging over the initial conditions gives the two-time correlator in Fourier space,

$$\langle \tilde{\phi}_k(t_1) \tilde{\phi}_{-k}(t_2) \rangle = \Delta \exp[-k^2(t_1 + t_2) + b(t_1) + b(t_2)], \quad (239)$$

giving the real-space autocorrelation function

$$C(t_1, t_2) = \text{const.} (t_1 + t_2)^{-d/2} \exp[b(t_1) + b(t_2)]. \quad (240)$$

The constant and the function $b(t)$ can be determined via the self-consistency condition $a(t) = db/dt = r - u \langle \phi^2 \rangle$. For present purposes, however, we only need

the normalised correlator

$$a(t_1, t_2) = C(t_1, t_2)/[C(t_1, t_1)C(t_2, t_2)]^{1/2} = \left(\frac{4t_1 t_2}{(t_1 + t_2)^2} \right)^{d/4}, \quad (241)$$

which has exactly the same form, (231), as for the diffusion equation. Given the diffusive nature of the TDGL equation, this is not so surprising. It follows that the persistence properties related to the coarsening dynamics of the TDGL equation in the large- n limit are identical to those of the diffusion equation. It is also worth noting that the approximate theory of Ohta, Jasnow and Kawasaki [170] for the coarsening dynamics of a *scalar field*, corresponding to the case $n = 1$, is also described by the diffusion equation.

9.2. Connections with random polynomials

A seemingly unrelated topic concerns the study of random algebraic equations which, since the first work by Bloch and Pólya [171] in the 30's, has now a long history [172, 173]. During the last few years it has attracted a renewed interest in the context of probability and number theory [174] as well as in the field of quantum chaos [175, 176].

It was shown [177, 178] that there exists a close connection between zero crossing properties of the diffusion equation with random initial conditions (229) and the real roots of real random polynomials (*i.e.* polynomials with real random coefficients). In Ref. [177, 178], the authors focused on a class of real random polynomials $K_n(x)$ of degree n , the so called generalized Kac polynomials, indexed by an integer d

$$K_n(x) = a_0 + \sum_{i=1}^n a_i i^{\frac{d-2}{4}} x^i. \quad (242)$$

In (242) the coefficients a_i 's are independent real Gaussian random variables of zero mean and unit variance, such that $\langle a_i a_j \rangle = \delta_{ij}$ where we use the notation $\langle \dots \rangle$ to denote an average over the random coefficients a_i . In the case of $d = 2$, these polynomials reduce to the standard Kac polynomials [179], which have been extensively studied in the past (see for instance Ref. [174] for a review). A natural question about these random polynomials concerns the number of real zeros on a given interval $[a, b]$, denoted as $N_n([a, b])$. A first well known fact [179] is that, in the limit of large n , the real roots are localized around $x = \pm 1$, in a small region of size $\propto 1/n$ [180] [more generally the n complex roots of $K_n(x)$ are localized close to the unit circle [181], see Fig. 14]. For large n , it was shown that [179, 182]

$$\langle N_n((-\infty, +\infty)) \rangle = \frac{1}{\pi} \left(1 + \sqrt{\frac{d}{2}} \right) \log n + \mathcal{O}(1), \quad (243)$$

which, for $d = 2$, yields back the famous result first obtained by Kac [179]. In the case $d = 2$, it turns out that the statistics of real roots of $K_n(x)$ is identical in the 4 sub-intervals $(-\infty, -1]$, $[-1, 0]$, $[0, 1]$ and $[1, +\infty)$. Instead, for $d \neq 2$, the statistical behavior of real roots of $K_n(x)$ depend on d in the inner intervals, while it is identical to the case $d = 2$ in the outer ones. Focusing on the interval $[0, 1]$, we consider the probability $Q_0([0, x], n)$, $0 < x < 1$, that $K_n(x)$ has no real root in the interval $[0, x]$. Such probabilities were often studied in the context of random

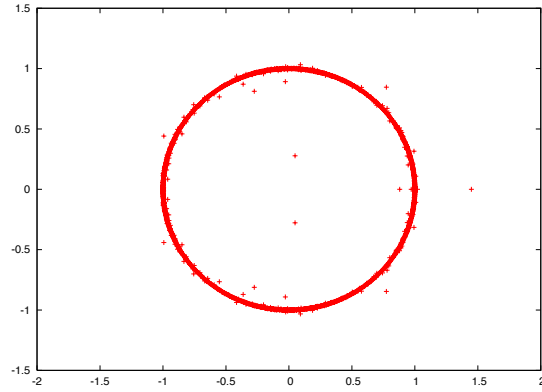


Figure 14. Location of the roots of $K_n(x)$ in Eq. (242) for $d = 2$, $n = 100$ and a given realization of the random coefficients a_i 's.

matrices, where they are known as *gap probabilities* [183] and in Ref. [184], Dembo *et al.* showed that, for random polynomials $K_n(x)$ with $d = 2$, $Q_0([0, 1], n) \propto n^{-\zeta(2)}$ where the exponent $\zeta(2) = 0.190(8)$ was computed numerically. In Ref. [177, 178, 184, 185], it was shown that the random process defined by the random polynomials $K_n(x)$ can be mapped onto a GSP with a correlator given exactly by (231), i.e. similar to the one governing the diffusion equation with random initial condition (229): it was indeed shown that n , the degree of the random polynomial corresponds to L^2 , with L the system size in the diffusion equation, while $1 - x$ maps onto $1/t$, t being the time variable for the diffusion. Since a Gaussian process is completely characterized by its two point correlator, this result shows that the diffusion process (229) and the random polynomials (242) are essentially the same Gaussian process and hence have the same zero crossing properties. It follows from this connection that, in the scaling limit where $x \rightarrow 1$ (remember that the real roots concentrate close to $x = \pm 1$) and $n \rightarrow \infty$, keeping the product $n(1 - x)$ fixed, one has [177, 178]

$$Q_0([0, x], n) \simeq \mathcal{A}_{d,n}^- n^{-\theta(d)} h^-(n(1 - x)) , \quad (244)$$

where $\mathcal{A}_{d,n}^-$, which is independent of x , is such that $\lim_{n \rightarrow \infty} \log \mathcal{A}_{d,n}^- / \log n \rightarrow 0$ with $h^-(y) \rightarrow 1$ for $y \rightarrow 0$ and $h^-(y) \sim y^{\theta(d)}$ for $y \rightarrow \infty$, where $\theta(d)$ is the persistence exponent associated to the diffusion equation with random initial conditions, in d spatial dimensions. This yields in particular

$$Q_0([0, 1], n) \propto n^{-\theta(d)} . \quad (245)$$

By symmetry, the real roots of $K_n(x)$ on the other inner interval $[-1, 0]$, have the same statistics as the roots on $[0, 1]$ and hence $Q_0([x, 0], n)$, for $x \rightarrow -1$ and n large, behaves as in Eq. (246). On the other hand, it can be shown [177, 178] that the statistics of the real roots of $K_n(x)$ on the outer intervals $(-\infty, -1]$ and $[1, +\infty)$ are governed by the diffusion equation in $d = 2$. This implies that $P_0([x, +\infty))$ when $x \rightarrow 1$ behaves like

$$Q_0([x, +\infty), n) \simeq \mathcal{A}_{d,n}^+ n^{-\theta(2)} h^+(n(x - 1)) , \quad (246)$$

where $\mathcal{A}_{d,n}^+$, which is independent of x , is such that $\lim_{n \rightarrow \infty} \log \mathcal{A}_{d,n}^+ / \log n \rightarrow 0$

with $h^+(y) \rightarrow 1$ for $y \rightarrow 0$ and $h^+(y) \sim y^{\theta(2)}$ for $y \rightarrow \infty$. This yields in particular

$$Q_0([1, +\infty), n) \propto n^{-\theta(2)}, \quad (247)$$

and similarly for $Q_0((-\infty - 1], n)$.

It is not surprising that these questions related to the probability $Q_0([a, b], n)$ of no real root in a given interval $[a, b]$ has generated some interest also in the mathematics literature [see Refs. [7, 186] and references therein]. In particular, the results in Eqs. (245, 247) have been proved rigorously in Refs. [184, 185]. Rigorous lower and upper bounds for $\theta(2)$ have also been obtained, the best one being $\theta(2) \in (1/(4\sqrt{3}), 1/4]$ proved in [187] and [188]. We also mention an explicit expression for $Q_0([a, b], n)$ for $d = 2$ obtained in Ref. [189] in terms of complicated multiple integrals, whose asymptotic analysis for large n remains however challenging. This connection with random polynomials might open the way, in the future, to exact values of the persistence exponents $\theta(d)$. Besides, in Ref. [178] other types of random polynomials were studied which show a connection with the diffusion equation in the limit of large dimension $d \rightarrow \infty$ (235).

10. Persistence with partial survival

We have already met the concept of partial survival briefly in the context of the random acceleration process and its generalizations in sections 3.2 and 3.2.1. Here we show that this concept can be applied more generally to any stochastic process, in particular including smooth GSP (where we recall that a “smooth” GSP is one for which the autocorrelator has the small- T form $A(T) = 1 - aT^2 + \dots$). For smooth GSP’s with arbitrary correlator $A(T)$, the partial survival probability can in fact be used as a perturbative scheme to obtain approximate results for its persistence exponent θ .

Let us consider first a general stochastic process $x(t)$. For simple persistence, we can envisage that the stochastic process stops (or “dies”) the first time $x(t)$ crosses zero. The persistence probability $Q(t)$ is simply the probability that it has survived (not yet died) at time t . A process $x(t)$ with “partial survival” is defined as follows [81]. Each time the process crosses through $x = 0$, it is defined to survive with probability p . If $Q_n(t)$ is the probability of n zero crossings in time t , then the survival probability at time t is simply the generating function

$$Q(p, t) = \sum_{n=0}^{\infty} p^n Q_n(t). \quad (248)$$

For $p = 0$, $Q(0, t) = Q(t)$, the usual persistence, which decays for large t as $Q(t) \sim t^{-\theta(0)}$ where $\theta(0)$ is the usual persistence exponent. In the other limit, $p = 1$, the process always survives, leading to $\theta(1) = 0$. One can also analytically continue to negative p . In fact, $Q(-1, p)$ is just the autocorrelation function, $A(t)$, of the clipped process: $A(t) = \langle \text{sgn } x(0) \text{sgn } x(t) \rangle$, which decays as $t^{-\tilde{\lambda}}$ where $\tilde{\lambda}$ will be referred to as the autocorrelation exponent. We will show that for several processes, such as the 1-d TDGL model discussed in section 5.3 as well as GSP’s with smooth correlator, $Q(p, t) \sim t^{-\theta(p)}$ for large t , where the exponent $\theta(p)$ varies continuously with p for $-1 \leq p \leq 1$, interpolating between $\theta(-1) = \tilde{\lambda}$ and $\theta(1) = 0$. Moreover, the quantity $A_p(t) = Q(-p, t)/Q(p, t)$ is just the autocorrelation function computed

using only the trajectories that survive between times 0 and t . So if $A_p(t) \sim t^{-\tilde{\lambda}_p}$, we have $\tilde{\lambda}_p = \theta(-p) - \theta(p)$. We thus see that the autocorrelation and persistence exponents are members of a wider family of exponents.

Exactly solvable $\theta(p)$: There are few models where the partial survival exponent $\theta(p)$ can be computed exactly. We briefly mention them here. As a first example of a solvable model we compute the exponent $\theta(p)$ for the coarsening dynamics of the one-dimensional TDGL equation that we first considered in section 5.3. Note that here the effective process representing a spin at a site as a function of time is *non-Gaussian* and *non-Markovian*. We start with a random distribution of intervals (or domains) on the line and assign a ‘fictitious’ particle to each point in space. The dynamics consists of merging the smallest interval I_{\min} with its two neighbours I_1 and I_2 to make a single interval I . The lengths $l(I)$ and the persistent part $d(I)$ (i.e. the number of live particles in the interval I) evolve as

$$\begin{aligned} l(I) &= l(I_1) + l(I_2) + l(I_{\min}) , \\ d(I) &= d(I_1) + d(I_2) + p d(I_{\min}) . \end{aligned} \quad (249)$$

where the final term, absent from our previous treatment in section 5.3 [see Eq. (133)], incorporates the effect of partial survival.

Just as in section 5.3, we can write down the equations that describe the evolution of the number of intervals of length l , and the average persistent part of such an interval, and one can solve exactly for the associated scaling functions by taking Laplace transforms. Demanding, as before, that the first moments of these scaling functions are finite gives an implicit equation for the exponent θ as a function of p [81]:

$$\int_0^\infty dt e^{-t} t^{-1-\theta} [(1-p)(1-t-e^{-t}) e^{r(t)} + 2\theta(1+p)t + \theta(1-p)t^2 e^{-r(t)}] = 0 , \quad (250)$$

where

$$r(t) = -\gamma - \sum_{n=1}^{\infty} (-t)^n / n n! \quad (251)$$

and γ is Euler’s constant. Solving this equation numerically gives the function $\theta(p)$ in the whole range $-1 \leq p \leq 1$. One can check that in the limit $p \rightarrow -1$, we recover the autocorrelation exponent derived in Ref. [151], $\theta(-1) = \tilde{\lambda} = 0.6006115\dots$ (note that in section 5.3, the exponent $\lambda = 1 - \tilde{\lambda}$). Similarly, in the limit $p \rightarrow 1$, one recovers $\theta(1) = 0$. For $p = 0$, one recovers the usual persistence exponent $\theta(0) = 0.1750758\dots$, first computed in Ref. [150]. Note once again that in the notation of section 5.3, $\theta(0) = 1 - \beta$. The function $\theta(p)$ decreases monotonically from $\theta(-1) = 0.6006115\dots$ to $\theta(1) = 0$ as p increases from -1 to 1 (for a plot of this function, see Fig. 1 of Ref. [81]).

There are two other examples of non-Gaussian and non-Markovian processes for which $\theta(p)$ can be computed exactly. One example will be discussed in detail in section 19. The other interesting example corresponds to the class of nonlinear models introduced in section 3.2.2. In that section we found an exact expression for $\theta(p)$ for this class. The most general result is given by Eq. (69). For the special case $p = -1$, which gives the autocorrelation exponent, one finds $\delta = 1$ for all β and γ . Noting that for negative p one should take the negative square root of δ in Eq. (69), i.e. $\sqrt{\delta} = -1$, one obtains $\theta(-1) = 1/2$. This means that the normalised

variable, $X(t) = x(t)/\sqrt{x^2(t)}$, has a two-time correlator $\langle X(t_1)X(t_2) \rangle$ with the asymptotic time-dependence $t_2^{-1/2}$ for $t_2 \rightarrow \infty$ at fixed t_1 (i.e. the autocorrelation exponent is 1/2), for all models in this class.

Approximate $\theta(p)$ for diffusive persistence: We now consider diffusive persistence, introduced in section 9. Here the relevant equation is the deterministic diffusion equation, $\partial_t \phi = \nabla^2 \phi$, with a random initial condition. As usual, it is convenient to make the Lamperti transformation to reduce the process $\phi(x, t)$, at fixed x , to a GSP: $X(T) = \phi/\langle \phi^2 \rangle^{1/2}$ (where $T = \ln t$ as usual), with correlator $C(T) = [\text{sech}(T/2)]^{d/2}$. If each zero-crossing is survived with probability p , the persistence $Q(p, T)$, has the asymptotic time-dependence

$$Q(p, T) = \sum_n p^n Q_n(T) \sim \exp[-\theta(p)T] , \quad (252)$$

where $Q_n(T)$ is the probability of n zero crossings in ‘time’ T . Eq. (252) corresponds to the power law decay, $Q(p, t) \sim t^{-\theta(p)}$ after the change of variable $T = \ln t$. The equation for the persistence exponent $\theta(p)$ is easily derived within the Independent Interval Approximation discussed in section 8. The result is [81]

$$\frac{1-p}{1+p} = \theta \pi \sqrt{\frac{2}{d}} \left\{ 1 + \frac{2\theta}{\pi} \int_0^\infty dT \exp(\theta T) \sin^{-1}[\text{sech}^{d/2}(T/2)] \right\} . \quad (253)$$

The case $p = 0$ recovers our previous result (see section 9), while $p = 1$ gives $\theta(1) = 0$ as expected. For a plot of the function $\theta(p)$ see Fig. 1 of Ref. [81].

Partial survival as a perturbative scheme: Having computed $\theta(p)$ exactly in few models and approximately within IIA for the diffusion equation, we now show how $\theta(p)$ can be computed systematically as a perturbative expansion around $p = 1$ for an arbitrary Gaussian stationary process $X(T)$ with a smooth correlator, $A(T) = \langle X(0)X(T) \rangle$. The basic idea is simple [81]. We start from the definition of partial survival probability in $[0, T]$: $Q(p, T) = \sum_{n=0}^\infty p^n Q_n(T)$. We rewrite $p^n = \exp[n \ln p]$, expand the exponential in powers of $\ln p$ and then taking logarithm of $Q(p, T)$, we get the standard cumulant expansion

$$\ln Q(p, T) = \sum_{r=1}^\infty \frac{(\ln p)^r}{r!} \langle n^r \rangle_c , \quad (254)$$

where $\langle n^r \rangle_c$ is the r -th cumulant of the number n of zeros in $[0, T]$. Substituting $p = 1 - \epsilon$, we express the right hand side of Eq. (254) as a power series in ϵ . Since we expect $Q(p, T) \sim \exp[-\theta(p)T]$, we can then obtain a formal series expansion of $\theta(p)$ by taking the limit

$$\theta(p) = - \lim_{T \rightarrow \infty} \frac{1}{T} \ln Q(p, T) = \sum_{r=1}^\infty a_r \epsilon^r , \quad (255)$$

where the coefficients a_r ’s involve the cumulants. For example, the first two coefficients are given by

$$a_1 = \lim_{T \rightarrow \infty} \frac{\langle n \rangle}{T}; \quad a_2 = \lim_{T \rightarrow \infty} \frac{1}{2T} [\langle n \rangle - \langle n^2 \rangle_c] , \quad (256)$$

where $\langle n^2 \rangle_c = \langle n^2 \rangle - \langle n \rangle^2$. Similarly, the higher order coefficient a_r with $r > 2$ can also be expressed easily in terms of cumulants up to order r . Hence, if one can compute the coefficients a_r 's, in principle one has an exact series expansion in powers of $\epsilon = (1 - p)$. Even though this series expansion is expected to give accurate answer only near $\epsilon = 0$, i.e., near $p = 1$, one may, in the spirit of the ϵ -expansion in critical phenomena, keep terms up to a certain order and set $\epsilon = 1$ to obtain an estimate of the standard persistence exponent $\theta(0)$. The important point is that unlike the IIA, this method of partial survival provides a systematic approximation for $\theta(0)$.

The challenge then is to compute the coefficients a_r 's in Eq. (255). To compute them, we need to know the moments $\langle n^r \rangle$ of the number of zero crossings. Fortunately, this can be done with relative ease, though it becomes tedious for higher moments. For example, the first moment $\langle n \rangle$, i.e., the mean number of zero crossings in time T can be easily computed using Rice's formula [158], $\langle n \rangle = T \sqrt{-A''(0)}/\pi$ [see Eq. (187) in section 6.3 where we also gave a simple derivation of this formula]. This gives the exact result

$$a_1 = \frac{1}{\pi} \sqrt{-A''(0)}. \quad (257)$$

Similarly, there is an explicit formula for the second moment $\langle n^2 \rangle$ due to Bendat [190]. Plugging Bendat's formula in Eq. (256) and after a few steps of algebra, an exact formula for a_2 can also be derived [81]

$$a_2 = \frac{1}{\pi^2} \int_0^\infty [S(\infty) - S(T)] dT, \quad (258)$$

where $S(T)$ is given by a complicated formula

$$S(T) = \frac{\sqrt{M_{22}^2 - M_{24}^2}}{[1 - A^2(T)]^{3/2}} [1 + H \tan^{-1} H], \quad (259)$$

with $H = M_{24}/\sqrt{M_{22}^2 - M_{24}^2}$. The M_{ij} 's are the cofactors of the (4×4) symmetric correlation matrix M between four Gaussian variables $\{X(0), X'(0), X(T), X'(T)\}$. The entries M_{ij} 's can be explicitly computed in terms of the autocorrelation function $A(T) = \langle X(0)X(T) \rangle$. For instance, $M_{11} = \langle X(0)^2 \rangle = A(0) = 1$, $M_{14} = \langle X(0)X'(t) \rangle = A'(T)$, $M_{24} = \langle X'(0)X'(T) \rangle = -A''(T)$ etc. Even though these expressions look complicated, in many situations the function $S(T)$ and hence the coefficient a_2 can be computed explicitly. Similarly, in principle, one can compute a_3 also.

As an example of an explicit evaluation up to $\mathcal{O}(\epsilon^2)$, one can consider the diffusion equation in $d = 2$ where $A(T) = \text{sech}(T/2)$. In this case, both a_1 and a_2 can be computed explicitly and one gets [81]

$$\theta(p = 1 - \epsilon) = \frac{1}{2\pi} \epsilon + \left(\frac{1}{\pi^2} - \frac{1}{4\pi} \right) \epsilon^2 + \mathcal{O}(\epsilon^3). \quad (260)$$

Keeping terms up to second order and putting $\epsilon = 1$ gives, $\theta(0) = (\pi + 4)/(4\pi^2) = 0.180899\dots$, just 3.5% below the numerical simulation value $\theta_{\text{sim}}(0) = 0.1875 \pm 0.0010$ [29, 30]. Note that although the IIA estimate presented in section 8, $\theta_{\text{IIA}}(0) = 0.1862\dots$ (see Table 1), is closer to the simulation value, it can not be improved systematically. In contrast, the series expansion estimate presented

above can, in principle, be systematically improved order by order.

We conclude this section by noting that this series expansion will not work for *non-smooth* Gaussian processes where the moments of zero crossings are infinite. As an example, consider the simple one dimensional Brownian motion, $dx/dt = \eta(t)$ where $\eta(t)$ is a zero mean Gaussian white noise. Under Lamperti transformation, it becomes a GSP with correlator, $A(T) = \exp[-T/2]$. In this case, it follows from Rice's formula that the number of zero crossings is infinite: if it crosses zero once, it recrosses zero infinitely often immediately afterwards. As a result, only the $n = 0$ term in the expansion $Q(p, T) = \sum_{n=0}^{\infty} p^n Q_n(T)$ contributes, leading to the result, $Q(p, T) \approx Q(0, T) \sim \exp[-\theta(0)T]$ with $\theta(0) = 1/2$ (see section 6.3 and Eq. (182)). Hence, $\theta(p) = \theta(0)$ for all $0 \leq p \leq 1$, except at $p = 1$ where $\theta(1) = 0$. Since $\theta(p)$ is discontinuous at $p = 1$, the expansion around $p = 1$ is not possible. Similar conclusion holds, for example, in the case of Glauber dynamics of an Ising chain at $T = 0$ [191].

11. Global persistence

Earlier in this article we have been focused in 'local' or 'site' persistence properties of coarsening systems, where the persistence of a single, local degree of freedom is studied. In the standard nonconserved dynamics a given spin inside the sample flips only when a domain wall passes through it, which happens rather rarely. As a result, persistence, i.e. the probability that the spin remains unflipped up to time t decays slowly as a power law, $Q(t) \sim t^{-\theta}$ at late times. In contrast, if the spin system is quenched to its critical temperature T_c , $Q(t)$ decays always exponentially in time due to fast thermal fluctuations. On the other hand, at T_c , the equilibrium correlation length of the global magnetization is infinite (or say of the order of the system size for a finite system). Hence this suggests to look at the related problem of 'global persistence' in which the persistence of a global property, such as the magnetization of a ferromagnet, is investigated. This is particularly interesting for a quench to the critical point, where the nonequilibrium dynamics corresponds to critical coarsening. It turns out [192] that the global persistence $Q(t)$ is described by a new critical exponent θ_G , $Q(t) \sim t^{-\theta_G}$, that is unrelated to the standard static and dynamical exponents.

One simplifying feature of the global order parameter is that, in the thermodynamic limit, it is a Gaussian random variable at all times after the quench. This follows from the central limit theorem, when we note that the order parameter field $\phi(\mathbf{x}, t)$ has a finite correlation length, $L(t) \sim t^{1/z}$, where z is the usual dynamic exponent, at all finite times t after the quench to the critical point. If the system has a volume $V \gg L(t)^d$, the relevant Gaussian field is the $k = 0$ Fourier component,

$$\tilde{\phi}(t) \equiv \tilde{\phi}(0, t) = \frac{1}{\sqrt{V}} \int d^d x \phi(\mathbf{x}, t). \quad (261)$$

For an n -component vector field (ϕ_1, \dots, ϕ_n) , the equation of motion reads

$$\partial_t \phi_i = \nabla^2 \phi_i - (u/n) \phi_i \sum_{j=1}^n \phi_j^2 + \xi_i, \quad (262)$$

where, as before, $\tilde{\xi}(\mathbf{x}, t)$ is Gaussian white noise with mean zero and correlator $\langle \xi_i(\mathbf{x}, t) \xi_j(\mathbf{x}', t') \rangle = 2\delta_{ij} \delta^d(\mathbf{x} - \mathbf{x}') \delta(t - t')$. For $n > 1$ we are defining the global persistence as the probability that a *given component* of the global order parameter

has not changed sign up to time t .

11.1. Mean-field theory

Mean-field theory, valid for $d \geq 4$, corresponds to $r = 0$ and $u = 0$. The $\mathbf{k} = 0$ Fourier component, $\tilde{\phi}(t)$, (where we have suppressed the index i), obeys the simple equation

$$\partial_t \tilde{\phi} = \tilde{\xi}, \quad (263)$$

corresponding to a Brownian motion. It follows that the global persistence exponent is given by $\theta_G = 1/2$ in mean-field theory.

11.2. The large- n limit

Next we consider the large- n limit. Equation (262) then simplifies to a self-consistent linear equation for each component:

$$\partial_t \phi = \nabla^2 \phi - (r + u \langle \phi^2 \rangle) \phi + \xi. \quad (264)$$

Defining $a(t) = -r - u \langle \phi^2 \rangle$ and $b(t) = \int_0^t a(t') dt'$, Eq. (264) has the Fourier-space solution

$$\tilde{\phi}(\mathbf{k}, t) = \tilde{\phi}(0, t) \exp[b(t) - k^2 t] + \int_0^t dt' \tilde{\xi}(\mathbf{k}, t') \exp[b(t) - b(t')] - k^2(t - t')]. \quad (265)$$

One can easily show that the second term, containing the noise, dominates at large t [193]. Retaining only this term, computing $\langle \phi^2 \rangle$, and defining $g = \exp(-2b)$ yields the equation

$$\partial_t g = 2rg + 4u \int_0^t dt' g(t') \sum_{\mathbf{k}} \exp[-2k^2(t - t')], \quad (266)$$

which can be solved using Laplace transforms. Putting r equal to its critical value, $r_c = -u \langle \phi^2 \rangle = -u \sum_{\mathbf{k}} k^{-2}$ gives, for the Laplace transform $\bar{g}(s) = \int_0^\infty dt g(t) \exp(-st)$, the result

$$\bar{g}(s) = [s + 4u\{\bar{J}(0) - \bar{J}(s)\}]^{-1}, \quad (267)$$

where $\bar{J}(s) = \sum_{\mathbf{k}} (s + 2k^2)^{-1}$. From this we deduce that, for dimensions in the range $2 < d < 4$, $\bar{g}(s) \sim s^{(2-d)/2}$ for small s . Inverting the Laplace transform we obtain (with $\epsilon = 4 - d$) $g(t) \sim t^{-\epsilon/2}$ for $t \rightarrow \infty$, whence $b(t) \sim (\epsilon/4) \ln t$ and $a(t) = db/dt \sim \epsilon/4t$. The large- n equation of motion thus reduces to the simplified form

$$\partial_t \tilde{\phi} = (\epsilon/4t) \tilde{\phi} + \tilde{\xi} \quad (268)$$

for the $\mathbf{k} = 0$ component of ϕ . The change of variable $\tilde{\phi} = t^{\epsilon/4} \psi$ yields the even simpler equation

$$\partial_t \psi = t^{-\epsilon/4} \tilde{\xi}(t). \quad (269)$$

Introducing the new time variable $\tau = t^{(1-\epsilon/2)}$, the equation reduces to the random walk equation, $\partial_\tau \psi = \eta(\tau)$, with the the standard $\tau^{-1/2}$ decay of persistence. In terms of the original time variable t , one thus obtains (recalling that $\epsilon = 4 - d$) a $t^{-(d-2)/4}$ decay for the global persistence. The global persistence exponent for $n = \infty$ is, therefore,

$$\theta_G = (d - 2)/4, \quad 2 < d \leq 4, \quad (n = \infty) . \quad (270)$$

For $d > 4$, θ_G sticks at the mean-field value of $1/2$.

One can also calculate θ_G to first order in $\epsilon = 4 - d$ for arbitrary values of n , using conventional renormalisation group methods. We refer the reader to [192] and simply quote the result:

$$\theta_G = \frac{1}{2} - \frac{1}{4} \left(\frac{n+2}{n+8} \right) \epsilon + \mathcal{O}(\epsilon^2) , \quad (271)$$

which agrees with (270) for $n = \infty$.

11.3. *The one-dimensional Ising model*

Another soluble limit is the one-dimensional Ising model with Glauber dynamics. For this model, there is no finite-temperature phase transition. Instead, the system orders at $T = 0$. The dynamics at $T = 0$ is governed by the motion of the domain walls, equivalent to a set of mutually annihilating random walkers. Starting from a completely disordered state (each of the N spins independently up or down with probability $1/2$), the number of surviving walkers at time t is of order $Nt^{-1/2}$ [14, 143]. Since the contributions from the different walkers add incoherently, the change in $M(t)$ in one time step is of order $\sqrt{N}t^{-1/4}$. The $k = 0$ Fourier component $\tilde{\phi}(0, t) = M(t)/\sqrt{N}$ in Eq. (261) therefore satisfies the Langevin equation (up to an overall constant)

$$\partial_t \tilde{\phi} = t^{-1/4} \xi(t) , \quad (272)$$

where $\xi(t)$ is Gaussian white noise. This equation can be reduced to standard random walk dynamics by the change of variable $t = \tau^2$. After some straightforward algebra [192] one obtains the final result for the global persistence, $Q(t) \sim t^{-1/4}$, i.e. $\theta_G = 1/4$ for this model.

11.4. θ_G : A new critical exponent

The results for the global persistence presented in the preceding sections have one property in common: in each case the underlying dynamics is described by a Gaussian Markov process. In such cases one can derive [192] a ‘‘scaling law’’ relating θ_G to the other exponents:

$$\theta_G z = \lambda_G - d + 1 - \eta/2 , \quad (273)$$

where λ_G describes the asymptotics of the two-time correlation function of the global order parameter at the critical point: $\langle \tilde{\phi}(t_1) \tilde{\phi}(t_2) \rangle = t_1^{(2-\eta)/z} F(t_2/t_1)$, where $F(x) \sim x^{(d-\lambda_G)/z}$ for large x .

At this point one might wonder if the exponent θ_G is related to the other (static and dynamic) critical exponents or whether it is an independent critical exponent.

We remind the reader that there are two independent static critical exponents, for example ν and η , to which other static exponents are related by scaling laws, and the dynamical exponent z . The exponent ν describes the divergence of the correlation length ξ near the critical temperature, T_c : $\xi \sim |T - T_c|^{-\nu}$, while η characterises the decay of the correlation function, $G(r)$, at T_c : $G(r) \sim r^{-(d-2+\eta)}$. In addition to the dynamical exponent z , that relates length scales to time scales via $\tau \sim \xi^z$, there is another – specifically nonequilibrium – exponent, λ_G , that describes the asymptotics of the two-time autocorrelation function at T_c :

$$\langle \tilde{\phi}(t_1)\tilde{\phi}(t_2) \rangle = t_1^{(2-\eta)/z} F(t_2/t_1), \quad (274)$$

with $F(x) \sim x^{(d-\lambda_G)/z}$ for $x \rightarrow \infty$. For all the cases discussed above (mean-field theory, the large- n limit, the epsilon expansion to first order, and the one-dimensional Ising model) one can check [192] that the “scaling law” (273) is satisfied.

This raises the question of whether this “scaling law” holds generally. We believe that it does not. The reason is that the global order parameter $\Phi(t)$ is not a Markov process in general. To see this, we consider the autocorrelation function, $\langle \tilde{\phi}(t_1)\phi(t_2) \rangle$, of the $k = 0$ mode, $\tilde{\phi}(t)$. It has the scaling form displayed in Eq. (274), with $F(x) \sim x^{(d-\lambda_G)/z}$ for large x . Now construct the normalised autocorrelation function

$$a(t_1, t_2) = \frac{\langle \tilde{\phi}(t_1)\tilde{\phi}(t_2) \rangle}{\langle \tilde{\phi}(t_1)^2 \rangle^{1/2} \langle \tilde{\phi}(t_2)^2 \rangle^{1/2}}. \quad (275)$$

This has the scaling form $a(t_1, t_2) = f(t_1/t_2)$ with $f(x) \sim x^{(\lambda_G - d + 1 - \eta/2)/z}$, for large x . Introducing the usual log-time variable $T = \ln t$, the normalised autocorrelation function has the form $A(T_1, T_2) = g(T_1 - T_2)$. This process is thus a Gaussian stationary process in the new time variable. Furthermore, the function $g(T)$ has the asymptotic form $g(T) \sim \exp(-\bar{\lambda}|T|)$, with

$$\bar{\lambda} = (\lambda_G - d + 1 - \eta/2)/z. \quad (276)$$

If the process were Markovian, $g(T)$ would have this form (pure exponential decay) for all T [157], and the global persistence exponent would then be equal to $\bar{\lambda}$ [27, 73, 157]. We refer the reader to Ref. [194] for a review on the analytical and numerical estimates of these exponents λ_G and z . The question of whether the “scaling law” (273) holds generally thus comes down to whether the function $f(t_2/t_1)$ is a simple power-law for *all* $t_2 > t_1$, not just for $t_2 \gg t_1$ or, equivalently, whether the function $g(T)$ is a pure exponential for all $T > 0$.

It is easy to check that our result for the large- n limit, the $\mathcal{O}(\epsilon)$ calculation, and the $d = 1$ Ising model all satisfy this criterion. In a calculation to $\mathcal{O}(\epsilon^2)$, however, one finds that the function $g(T)$ is no longer a simple exponential. Instead one finds [159]

$$g(T) = \exp(-\bar{\lambda}T) \left[1 - \frac{3(n+2)}{4(n+8)^2} \epsilon^2 F_A(\exp[T]) + \mathcal{O}(\epsilon^3) \right], \quad (277)$$

where $F_A(x)$ is rather complicated function [159]. Note the subscript ‘A’ denotes that the underlying dynamics we are using, described by Eq. (262), corresponds to ‘Model A’ of the Hohenberg-Halperin classification scheme for dynamic critical phenomena [149], which corresponds to a relaxational dynamics of a non-conserved order parameter. Using the perturbative result given in Eq. (206) (see section 7

for details) we can calculate the global persistence exponent to $\mathcal{O}(\epsilon^2)$. The result is [159]

$$\theta_G = \bar{\lambda} \left\{ 1 + \frac{3(n+2)}{4(n+8)^2} \epsilon^2 \alpha \right\} + \mathcal{O}(\epsilon^3), \quad (278)$$

where α is given by an explicit but rather lengthy expression [159] with numerical value $\alpha = 0.271577604975 \dots$

An equivalent result can also be obtained [159] for ‘Model C’ dynamics [149], which corresponds to the relaxational dynamics of a non-conserved order parameter coupled to a conserved density. At variance with Model A dynamics, it was shown [159] that non-Markovian corrections already appear at order $\mathcal{O}(\epsilon)$. Finally, this perturbative approach, in dimension $d = 4 - \epsilon$, was also extended to study the global persistence in the critical dynamics (Model A) of the randomly diluted Ising model [195, 196]. In this case non-Markovian corrections also appear at first order in perturbation theory.

The exponent θ_G has also been measured in numerical simulations of coarsening ferromagnets at $T = T_c$ evolving via Model A dynamics both for the pure system [192, 197–199] in dimension $d = 2, 3$ and for the diluted Ising model in $d = 3$ [195] (in $d = 2$ the random dilution yields only logarithmic corrections to the pure case). For the pure Ising model in $d = 2$, the most precise estimate yields $\theta_G = 0.237(3)$ [198] in agreement with other Monte-Carlo estimates [192, 197, 199], which is still slightly larger than the perturbative result (278) with $\epsilon = 4 - d = 2$, yielding $\theta_G = 0.218$ (where we have used $\lambda_G = 1.585$ [200], $\eta = 1/4$ (exact) and $z = 2.166$ [201]). Note that in this case, it was checked that Metropolis and Heat-Bath algorithms both yield the same value of θ_G [198]. In dimension $d = 3$, the numerical estimate is $\theta_G = 0.41$ [197] (where the author does not provide any estimate of the errorbar), which is also larger than the perturbative result (278) with $\epsilon = 4 - d = 1$, yielding $\theta_G = 0.383$ (where we have used $\lambda_G = 2.789$, $\eta = 0.032$ and $z = 2.032$ [200]). For the randomly diluted Ising model in $d = 3$, Monte Carlo simulations yield $\theta_G = 0.35(1)$, which is slightly above the one loop estimate, i.e. the equivalent of (278), given by $\theta_G = 0.339$. We refer the reader to Ref. [202] for a detailed account on the numerical and analytical estimates of θ_g for various non-equilibrium critical dynamics.

For Model C dynamics, Monte Carlo simulations were performed on antiferromagnetic Ising model, the order parameter being the staggered magnetization, with a conserved global magnetization $M_0 \neq 0$ [156]. According to the analytical predictions [159] the persistence exponent θ_G was found to be different from the one in model A but with a slight dependence on m_0 , which is not expected from these analytical results [159]. This discrepancy remains unexplained. Note finally that for ‘Model B’ dynamics, which corresponds to relaxational dynamics with a conserved order parameter, the global persistence is not defined.

Global persistence for critical systems has been the subjects of many numerical studies not only for other spin systems, with different kind of interactions or dynamical rules, at a critical point [203–205] but also in a variety of models ranging from genuine non-equilibrium systems at an absorbing phase transition [206–209] to polymer systems at the helix-coil transition [210] or to statistical mechanics models with applications to socio-physics [211].

11.5. The case of a finite initial magnetization for Model A dynamics

Up to now, we have considered the case of Model A dynamics for the critical coarsening of a system which is initially prepared in a completely disordered condition with *vanishing* initial magnetization $M_0 = 0$. In this case, the average magnetization is zero at all time t , $\langle M(t) \rangle = 0$. If, however, one starts with a non-vanishing initial magnetization M_0 , it is well known that, after a non-universal transient, the average magnetization $M(t)$ grows in time as $M(t) \propto M_0 t^{\theta'_{\text{is}}}$ for $t \ll \tau_m \propto M_0^{-1/\kappa}$ whereas, for $t \gg \tau_m$, $M(t)$ decays algebraically to zero as $M(t) \propto t^{-\beta/(\nu z)}$ (see Fig. 15). These different time dependences are characterized by the universal exponents

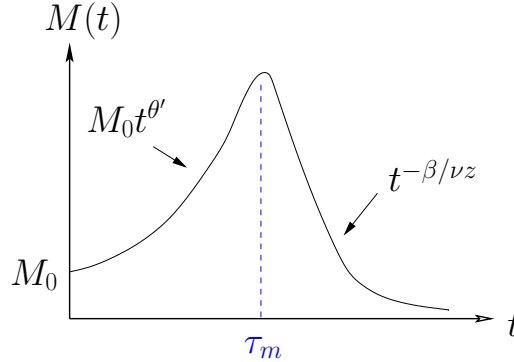


Figure 15. Sketch of the time evolution of the global magnetization $M(t)$ after a quench at T_c with a non-vanishing initial magnetization M_0 .

θ'_{is} (the so-called initial-slip exponent [193]) and $\kappa = \theta'_{\text{is}} + \beta/(\nu z)$, where β , ν and z are the usual static and dynamic (equilibrium) critical exponents, respectively.

In Ref. [199], it was demonstrated that the persistence probability $Q_G(t)$ of the thermal fluctuations $\delta M(t) = M(t) - \langle M(t) \rangle$ around $\langle M(t) \rangle$ displays a crossover between two different power-law regimes (which is the counterpart of the change of behavior of $\langle M(t) \rangle$ itself):

$$Q(t) \sim \begin{cases} t^{-\theta_G} & \text{for } t_{\text{micr}} \ll t \ll \tau_m, \\ t^{-\theta_{G,\infty}} & \text{for } t \gg \tau_m, \end{cases} \quad (279)$$

t_{micr} being a microscopic time scale. In the case $M_0 \rightarrow 0$, $\tau_m \rightarrow \infty$ and one recovers the behavior discussed above but for finite M_0 , $Q(t)$ eventually decays with an exponent $\theta_{G,\infty} \neq \theta_G$. In the Markovian approximation one finds the equivalent of the above relation (273) which reads here

$$\theta_{G,\infty} z = z + \frac{d}{2}, \quad (280)$$

but in general $\theta_{G,\infty}$ is a new independent exponent for non-Markov process. This was shown by a perturbative calculation along the same lines yielding (278) up to one loop in $d = 4 - \epsilon$ for $O(n)$ models [199], taking advantage of the Renormalization Group analysis performed in Ref. [212, 213]. This crossover was also confirmed by numerical simulations of the Ising model in dimension $d = 2$, where the value $\theta_{G,\infty} = 1.7(1)$ was found, larger than the one-loop estimate $\theta_{G,\infty} = 1.61$ [199].

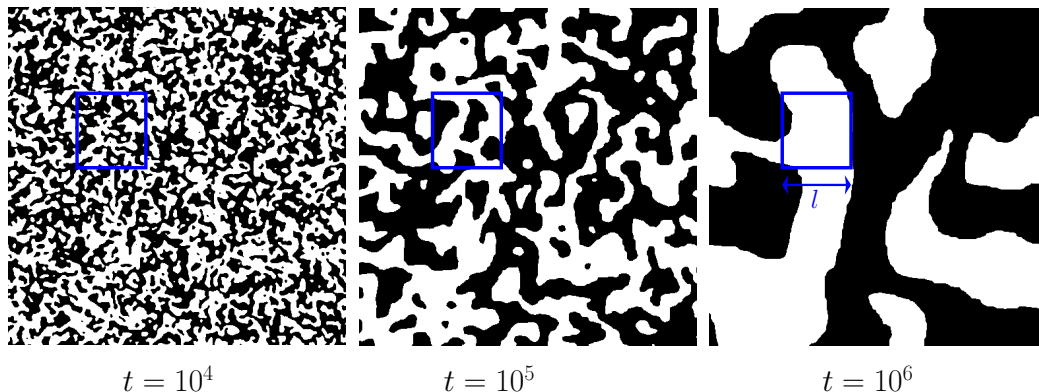


Figure 16. Illustration of the block persistence $p_l(t)$ on the 2-d-Ising model at temperature $T = 0$: this is the standard persistence probability for the magnetization associate to the square of block in blue, of linear size l .

11.6. Global persistence for $T < T_c$

A recent study by Henkel and Pleimling [214] extends the study of global persistence to the standard “coarsening” regime [14], where the system is quenched to below the critical temperature, starting from an equilibrium state in the high-temperature phase. For cases where the process is Markovian (these include the one-dimensional Ising model and the large- n limit, as discussed earlier in this section), they argue that the global persistence exponent in the coarsening state is given by $\theta_{G_0} = (2\lambda_0 - d)/2z_0$, where the subscript 0 here indicates coarsening, λ_0 is the autocorrelation exponent, and z_0 is the dynamic exponent for the coarsening regime. It is instructive to compare this result with Eq. (273). In fact the former is a special case of the latter, obtained by setting $\eta = 2 - d$ in (273). The result $\eta = 2 - d$ for the coarsening state follows from the fact that the latter is controlled by a zero-temperature fixed point [14], another consequence of which is that the global persistence exponent should be temperature-independent for all $T < T_c$. This prediction is born out by numerical simulations of the two-dimensional Ising model at temperatures $T = 1.0$ and $T = 1.5$ ($T_c \approx 2.27$) with results $\theta_{G_0} = 0.062(2)$ and $0.065(2)$, which are identical within the quoted errors.

11.7. Block persistence for $T < T_c$

If one considers the results discussed in the previous sections, at $T = 0$, we see that the global persistence and the local persistence introduced initially, are characterized by two different decaying exponents $\theta_{G_0} \neq \theta$. For instance, for Ising systems one has $\theta_{G_0} = \theta_G = 1/4$ [192] and $\theta = 3/8$ [24, 25] in $d = 1$, while $\theta_{G_0} = 0.062(2)$ [214] and $\theta = 0.22$ [10, 11] in $d = 2$. To interpolate between these two distinct algebraic behaviors, Cueille and Sire have introduced the notion of block persistence [215, 216]. The method is in the spirit of the real space renormalization group *à la Kadanoff*. The block persistence probability $Q_l(t)$ is the standard persistence probability for a coarse-grained variable obtained by integrating the order parameter on a block of linear size l (Fig. 16). For $l \rightarrow \infty$ (or say l equals the whole system size for a finite system) we recover the global persistence while for $l = 0$ (or l equals the lattice spacing on a lattice), we get the local persistence. Now for finite l , the time dependence of $Q_l(t)$ interpolates between the two exponents θ_{G_0} and θ . Indeed, at early times, when the correlation length $L(t) \sim t^{1/z} \ll l$, the system effectively sees infinite blocks and $Q_l(t) \propto t^{-\theta_{G_0}}$. On the other hand, for $L(t) \sim t^{1/z} \gg l$, the blocks behave effectively as single spins and $Q_l(t) \sim c_l t^{-\theta}$.

Therefore $Q_l(t)$ takes the scaling form [215, 216]

$$Q_l(t) \sim l^{-z\theta_{G_0}} f(t/l^z), \quad (281)$$

where $f(x)$ is a universal scaling function which behaves like $f(x) \propto x^{-\theta_{G_0}}$ when $x \rightarrow 0$ and $f(x) \sim x^{-\theta}$ when $x \rightarrow \infty$. This scaling behavior in Eq. (281) was demonstrated analytically for some simplified models of coarsening (namely the diffusion equation and the non-conserved dynamics of the $O(n)$ model for $n \rightarrow \infty$) and checked numerically for different models, including Ising spin systems and for the Time Dependent Ginzburg-Landau equation in $d = 2$ [215, 216]. For Ising systems, for which $z = 2$, the measured exponent θ_{G_0} was found compatible with the value of Ref. [214] discussed above.

Another important motivation for the introduction of the block persistence $Q_l(t)$ is the extension of the local persistence at finite temperature $T > 0$. Indeed, due to thermal fluctuations, the local persistence decays exponentially at finite $T > 0$, while it decays algebraically for $T = 0$. This result seems to be in contradiction with the fact that below T_c , the large scale properties (static and dynamical) are governed by a zero temperature fixed point. The block persistence $Q_l(t)$ allows to elucidate this apparent contradiction [215, 216]. Indeed, numerical simulations of Ising models at finite temperature $0 < T < T_c$ indicate that in this case, the above scaling form (281) becomes

$$Q_l(t) \sim l^{-z\theta_{G_0}} f(t/l^z) \exp[-t/\tau(l, T)], \quad (282)$$

where the crossover time $\tau(l, T)$ diverges very quickly when l is increased. This can be understood as the effective temperature governing the thermal fluctuations of a block of size l is T/l^d , for a d -dimensional system. Consequently, for l of the order of a few lattice spacings, $Q_l(t)$ has the $T = 0$ behavior for time scales accessible in numerical simulations [215, 216]. We refer the reader to Ref. [217] for an alternative definition of the persistent exponent at finite temperature, its relation to block persistence being discussed in Ref. [215, 216]. Yet another definition of the local persistence exponent at finite temperature, in connection with the notion of "occupation time" [335], is discussed in section 17.1.

12. The persistence of manifolds in nonequilibrium critical dynamics

Up to now we have considered two aspects of persistence: 'local' (or 'site') persistence where the persistence of a localised degree of freedom is investigated, and 'global persistence', where the global order parameter of the system is the quantity studied. Between these two extremes there is another class of persistence phenomena involving sets of degrees of freedom that are large in number (infinite in the thermodynamic limit) but represent a vanishingly small fraction of the total number of degrees of freedom. The conceptually simplest such sets consist of manifolds (e.g. lines in two dimensions or planes in three dimensions) of degrees of freedom. Here we consider lower-dimensional submanifolds of a ferromagnet, with dimension d' , undergoing coarsening at its critical point, with nonconserved dynamics [14].

In a d -dimensional sample a single spin is a zero-dimensional manifold, $d' = 0$, while the global magnetisation is a d -dimensional manifold. To interpolate between these two limits, we study the persistence of the magnetisation of a d' -dimensional manifold, with $0 \leq d' \leq d$. So for $d = 3$, for example, $d' = 1$ corresponds to a line of spins and $d' = 2$ to a plane.

For a quench to the critical point, spins fluctuate rapidly due to the non-zero temperature, and the persistence of a single spin has an exponential tail at long times, while we have seen the the global persistence ($d' = d$) has a power-law tail, described by the exponent θ_G . A natural question arises if one varies the manifold dimension from $d' = 0$ to $d' = d$: How does the asymptotic behaviour of the persistence change from an exponential decay to a power-law decay as d' increases? Does the behaviour change abruptly at some value of d' , or is there a range of d' where some other asymptotic form is observed? In fact one can show [219] that there is indeed an intermediate region of d' where the persistence has a stretched exponential tail. The results can be summarised in terms of the exponent combination

$$\zeta = (D - 2 + \eta)/z, \quad (283)$$

where $D = d - d'$ is the codimension of the manifold, and η and z are the standard critical exponents. According to the value of ζ , the persistence of the magnetisation of a d' -dimensional manifold has the asymptotic forms [219]

$$Q(t) \sim \begin{cases} t^{-\theta(d',d)}, & \zeta < 0, \\ \exp(-a_1 t^\zeta), & 0 \leq \zeta < 1, \\ \exp(-b_1 t), & \zeta > 1, \end{cases} \quad (284)$$

where a_1 and b_1 are constants. To be strictly accurate, in the intermediate range $0 \leq \theta \leq 1$, one can show that $\exp(-a_2 t^\zeta \ln t) \leq Q(t) \leq \exp(-a_1 t^\zeta)$, where a_2 is another constant. We obtain the results in Eq. (284) within the mean-field theory, valid for $d > 4$, in the $n \rightarrow \infty$ limit of the $O(n)$ model and, more generally, using scaling arguments. The results in Eq. (284) hold for all manifolds with dimension $d' > 0$. They do not hold for $d' = 0$, which corresponds to a single degree of freedom. It is clear that the persistence of a single spin decays exponentially at $T = T_c$ since the flip rate is non-zero.

Two special cases of the general result (284) are the persistence of (i) the line magnetisation ($d' = 1$) in the $d = 2$ Ising model at T_c , and (ii) the line ($d' = 1$) and plane ($d' = 2$) magnetisation in the $d = 3$ Ising model. In case (i) we have $d' = 1$, $d = 2$, $\eta = 1/4$ and $z \approx 2.172$, to give $\zeta = (d - d' - 2 + \eta)/z \approx -0.3453 < 0$. Here Eq. (284) predicts a power-law decay for the persistence of the line magnetisation. In case (ii) we have $\eta \approx 0.032$ and $z \approx 2$, giving $\zeta \approx -0.484 < 0$ for the plane magnetisation but, for the line magnetisation, $\zeta \approx 0.016$, which lies in the interval $[0, 1]$. Thus Eq. (284) predicts a power-law decay for the persistence of the plane magnetisation, but a stretched-exponential decay for the line magnetisation. Numerical simulations [219] are consistent with these predictions.

We now show how the predictions in Eq. (284), were obtained. We start from the Langevin equation for the vector order parameter $\vec{\phi}_i = (\phi_1, \dots, \phi_n)$. It has the form of a time-dependent Ginzburg-Landau equation,

$$\frac{\partial \phi_i}{\partial t} = \nabla^2 \phi_i - r \phi_i - \frac{u}{n} \phi_i \sum_{j=1}^n \phi_j^2 + \eta_i(t), \quad (285)$$

where $\vec{\eta}(\mathbf{x}, t)$ is Gaussian white noise with mean zero and correlator

$$\langle \eta_i(\mathbf{x}, t) \eta_j(\mathbf{x}', t') \rangle = 2\delta_{ij} \delta^d(\mathbf{x} - \mathbf{x}') \delta(t - t'). \quad (286)$$

The magnetisation of a d' -dimensional manifold, obtained by integrating the order parameter over the d' directions, is given by the vector field

$$\psi_i(x_{d'+1}, \dots, x_d, t) = \int \phi_i(\vec{x}, t) \prod_{j=1}^{d'} \frac{dx_j}{\sqrt{L}}, \quad (287)$$

where L is the length of the sample in each direction (i.e. the sample has volume L^d). For this vector order parameter we define the persistence, $Q(t)$, of the manifold to be the probability that any given component of the manifold magnetisation does not change sign up to time t . From now on, we drop the subscript i of ψ_i as all spin components are equivalent. The manifold magnetisation ψ is a field over the remaining $D = d - d'$ dimensional space, specified by coordinates $(x_{d'+1}, \dots, x_d)$. For convenience, we relabel these coordinates using the vector $\vec{r} = (r_1, \dots, r_D)$. Just as in our discussion of the global persistence in the preceding section, we can infer that the manifold magnetisation $\psi(\vec{r}, t)$ is a Gaussian field at all times t , since it is the sum of $L^{d'}$ variables that are correlated over a finite correlation length, $\xi(t) \sim t^{1/z}$. The central limit theorem then tells us that $\psi(\vec{r}, t)$ is a Gaussian field provided $t^{1/z} \ll L$, which certainly hold in the thermodynamic limit. It follows that the persistence of $\psi(\vec{r}, t)$ is determined by the autocorrelation function $C(t_1, t_2) = \langle \psi(\vec{r}, t_1) \psi(\vec{r}, t_2) \rangle$. Note, however, that our use of the central limit theorem requires $d' > 0$, which we assume from now on.

12.1. Mean-field theory

We begin with the simplest case, $d \geq 4$, which is described by mean-field theory. Here we can set $u = 0$ and also $r = 0$ (at the critical point) in Eq. (285). Then we integrate the Langevin equation over the d' spatial dimensions, and solve the resulting linear equation by transforming to Fourier space. Defining the Fourier transform $\tilde{\psi}(\vec{k}, t) = \int d^D r \psi(\mathbf{r}, t) \exp(i\vec{k} \cdot \vec{r})$, the two-time correlation function is readily computed as

$$\begin{aligned} \langle \tilde{\psi}(\vec{k}, t_1) \tilde{\psi}(\vec{k}, t_2) \rangle &= \Delta(\vec{k}) \exp(-k^2[t_1 + t_2]) \\ &+ \frac{1}{k^2} [\exp(-k^2|t_1 - t_2|) - (\exp(-k^2|t_1 + t_2|))], \end{aligned} \quad (288)$$

where $\Delta(\vec{k})$ is a constant for an uncorrelated initial condition.

At late times, the first term in Eq. (288) is negligible compared to the second. The autocorrelation function in this regime becomes

$$C(t_1, t_2) = \langle \psi(\vec{r}, t_1) \psi(\vec{r}, t_2) \rangle = \int d^D k \exp(-a^2 k^2) \langle \tilde{\psi}(\vec{k}, t_1) \tilde{\psi}(-\vec{k}, t_2) \rangle, \quad (289)$$

where a is a soft ultraviolet (or short-distance) cut-off. Evaluating the integral [neglecting the first term on the right in Eq. (288)] gives

$$C(t_1, t_2) = \text{const.} [(t_1 + t_2 + a^2)^{2\beta} - (|t_1 - t_2| + a^2)^{2\beta}], \quad (290)$$

where

$$\beta = (2 - D)/4, \quad (291)$$

and the value of the constant prefactor in Eq. (290) is unimportant for our purpose. We can consider separately the cases $D < 2$ and $D > 2$.

12.1.1. *The case $D < 2$*

For $D < 2$, i.e. $\beta > 0$, we can set the short-distance cut-off a to zero since $\langle \psi^2(\vec{r}, t) = C(t, t)$ does not diverge at any finite time even for $a = 0$. Setting $a = 0$ in Eq. (290), we see that $C(t_1, t_2)$ is non-stationary. However it can be rendered stationary by using the Lamperti transformation. This amounts to define the normalised Gaussian process, $X = \psi / \sqrt{\langle \psi^2 \rangle}$ which, in terms of the logarithmic time variable $T = \ln t$, becomes a stationary Gaussian process with correlator

$$A(T) = \langle X(0)X(T) \rangle = \cosh(T/2)^{2\beta} - |\sinh(T/2)|^{2\beta} . \quad (292)$$

It is interesting that the same correlation function for a Gaussian stationary process appears in the context of the persistence of rough interfaces in the Edwards-Wilkinson class [220], which will be discussed in the following section.

It is well-known [5, 8] that for a Gaussian stationary process with a correlator decaying exponentially in time for large T , the persistence also decays exponentially with T : $Q(T) \sim \exp(-\theta T)$, implying a $t^{-\theta}$ decay in the real time, $t = \exp(T)$. For the equivalent interface problem, the exponent θ is known to depend on the parameter β [220].

12.1.2. *The case $D > 2$*

For $D > 2$ it is necessary to retain the ultraviolet cut-off a (equivalent to a short-time cut-off a^2) in order to keep $C(t, t)$ finite. The correct scaling limit here is to take t_1 and t_2 to infinity keeping $|t_1 - t_2|$ fixed. In this limit, Eq. (290) reduces to a stationary correlator in the original time variable,

$$A(t_1, t_2) \sim (|t_1 - t_2| + a^2)^{-(D-2)/2} . \quad (293)$$

The calculation of the persistence of a Gaussian stationary process with an algebraically decaying correlator is nontrivial. A theorem of Newell and Rosenblatt [4] (see section 6.3) states that if the stationary correlator decays as $A(t) \sim t^{-\alpha}$ for large time-difference $t = |t_1 - t_2|$, then the persistence $Q(t)$, i.e. the probability of the process having no zero crossings between t_1 and t_2 , has the following asymptotic forms depending on the value of α :

$$Q(t) \sim \exp(-K_1 t) , \quad \alpha > 1 , \quad (294)$$

$$\exp(-K_2 t^\alpha \ln t) \leq Q(t) \leq \exp(-K_3 t^\alpha) , \quad 0 < \alpha < 1 , \quad (295)$$

where the K_i 's are positive constants. Applying this result to our manifold persistence problem, we find

$$Q(t) \sim \exp(-K_1 t) , \quad D > 4 , \quad (296)$$

$$\exp[-K_2 t^{(D-2)/2} \ln t] \leq Q(t) \leq \exp[-K_3 t^{(D-2)/2}] , \quad 2 < D < 4 , \quad (297)$$

with an additional logarithmic correction for $D = 4$.

Combining the exact results obtained within the mean-field theory for $D < 2$ and $D > 2$, and using the explicit results $z = 2$ and $\eta = 0$ valid within mean-field theory, we see that the results obtained above are special cases of the general result given in Eq. (284), when one uses the mean-field values $\zeta = (D - 2)/2$ in Eq. (284).

12.2. The large- n Limit

The mean-field theory is valid for $d > 4$. For $d < 4$, we can still obtain exact results if we work in the large- n limit of the $O(n)$ model. In this limit, Eq. (285) reduces to the simpler equation

$$\partial_t \phi_i = \nabla^2 \phi_i - [r + S(t)] \phi_i + \eta_i, \quad (298)$$

where $S(t) = u \langle \phi_i^2 \rangle$ has to be determined self-consistently. The critical point is determined by $r + S(\infty) = 0$. Using standard methods (see, for example, Ref. [192]) one can show that the long-time behaviour of $S(t)$ has the form $S(t) \rightarrow S(\infty) - (4-d)/4t$ for $2 < d \leq 4$. Substituting this result into Eq. (298), summing over the d' directions solving the resulting equation in Fourier space and finally integrating over the Fourier space, as in the mean-field theory, we arrive at the following autocorrelation function for the manifold magnetisation $\psi(\vec{r}, t)$ for dimensions d in the range $2 < d \leq 4$:

$$C(t_1, t_2) = A_1 (t_1 t_2)^{(4-d)/4} \int_0^{t_1} \frac{t'^{(4-d)/2} dt'}{(t_1 + t_2 - 2t' + a^2)^{D/2}}, \quad (299)$$

where we have taken $t_1 \leq t_2$ without loss of generality. In Eq. (299), A_1 is a constant and a represents the soft ultraviolet cut-off as before.

12.2.1. The case $D < 2$

For $D < 2$ one can set the cut-off a to zero, as in the mean-field theory, and the nonstationary correlator becomes a stationary correlator for the normalised process $X = \psi / \sqrt{\langle \psi^2 \rangle}$ in logarithmic time $T = \ln t$:

$$A(T) = [\cosh(T/2)]^{\mu-D/2} \frac{B[\mu, 2\beta, 2/(1 + \exp(T))]}{B[\mu, 2\beta]}, \quad (300)$$

where

$$\mu = (d-2)/2, \quad \beta = (2-D)/4 \quad (301)$$

$$B[x; m, n] = \int_0^x dy y^{m-1} (1-y)^{n-1}, \quad (302)$$

and $B[x; m, n]$ is the incomplete Beta function. Since the stationary correlator $A(T)$ decays exponentially for large T , it follows [5] that the persistence also decays exponentially for large T , $Q(T) \sim \exp(-\theta T)$, and therefore as a power law, $Q(t) \sim t^{-\theta}$, in the original time variable $t = \exp(T)$. Calculating the exponent θ explicitly is challenging. One can make progress, however, in the limit where the co-dimension D is small. For $D = 0$, which corresponds to the calculation of the global persistence, the autocorrelation function becomes a pure exponential, $A(T) = \exp[-(d-2)T/4]$, corresponding to a Markovian process with persistence exponent $\theta_0 = (d-2)/4$. This is just equation (270) of the preceding section on global persistence (section 11). For small D one can use the perturbation theory developed in section 7 to compute θ to first order in D [219]. The result has the form

$$\theta = \theta_0 + D\theta_0^2 I_d / \pi + \mathcal{O}(D^2), \quad (303)$$

for $2 < d \leq 4$, where I_d is given by a complicated integral which simplifies for special values of D , e.g. $\theta = 1/2 + (2\sqrt{2}-1)D/4$ for $d = 4$ and $\theta = 1/4 + 0.183615 \dots D +$

$\mathcal{O}(D^2)$ for $d = 3$.

12.2.2. The case $D > 2$

For $D > 2$ it is clear that one must retain the cut-off a in order that $A(t_1, t_1)$ be finite. The dominant contribution to the integral (299), for large t_1 , comes from the region where t' is close to t_1 . When t_1 and t_2 are both large with their difference fixed, the autocorrelation function, (299), becomes a stationary one, $A(t_1, t_2) \approx B_1(|t_1 - t_2| + a^2)^{-(D-2)/2}$, where B_1 is a constant whose value is not important. The Newell-Rosenblatt theorem [4] then implies that the persistence $Q(t)$ decays as $Q(t) \sim \exp(-\kappa_1 t)$ for $D > 4$, where κ_1 is a constant, while it satisfies the bounds

$$\exp[-\kappa_2 t^{(D-2)/2} \ln t] \leq Q(t) \leq \exp[-\kappa_3 t^{(D-2)/2}] \quad (304)$$

for $2 < D < 4$, where κ_2 and κ_3 are constants.

12.3. General scaling theory

Guided by the soluble cases discussed above, it is possible to construct [219] a general scaling theory valid for all $d \geq 2$. At the critical point, the two-point order-parameter correlation function has the generic space-time scaling form

$$\langle \phi(0, t_1) \phi(\mathbf{x}, t_2) \rangle \sim x^{-(d-2+\eta)}, F(xt_1^{-1/z}, t_2/t_1) \quad (305)$$

for large spatial separation $x = |\mathbf{x}|$ and large times t_1, t_2 , where η and z are the standard critical exponents. So in Fourier space we have

$$\langle \tilde{\phi}(\mathbf{K}, t_1) \tilde{\phi}(\mathbf{K}, t_2) \rangle \sim K^{-(2-\eta)} G(Kt_1^{1/z}, t_2/t_1), \quad (306)$$

where \mathbf{K} is a d -dimensional vector conjugate to \mathbf{x} , and $K = |\mathbf{K}|$. The manifold magnetisation ψ is obtained by summing the order parameter ϕ over d' directions. The scaling behaviour of the two-point correlator of the manifold magnetisation is then obtained as

$$\langle \tilde{\psi}(\vec{k}, t_1) \tilde{\psi}(-\vec{k}, t_2) \rangle \sim k^{-(2-\eta)} g(kt_1^{1/z}, t_2/t_1), \quad (307)$$

where \vec{k} is a $D = d - d'$ dimensional vector. One can see, for example, that the mean-field theory expression, Eq. (288), is (at late times where the term in Δ can be neglected) precisely of this form. The autocorrelation function, $C(t_1, t_2) = \langle \psi(\mathbf{r}, t_1) \psi(\mathbf{r}, t_2) \rangle$, is obtained by integrating over \vec{k} :

$$C(t_1, t_2) = \int d^D k k^{-(2-\eta)} g(kt_1^{1/z}, t_2/t_1) \exp(-k^2 a^2), \quad (308)$$

where a is the usual soft ultraviolet cut-off.

Clearly the form of the correlation function (308) depends on the sign of $D - 2 + \eta$. When $D - 2 + \eta < 0$, we can set $a = 0$ in (308), since the integral converges at the upper limit. In the limit $t_1, t_2 \rightarrow \infty$, with t_2/t_1 arbitrary, this gives an autocorrelation function of the form $C(t_1, t_2) = t_1^{-(D-2+\eta)/z} f(t_2/t_1)$. The function $f(x)$ behaves as $f(x) \sim x^{-\lambda_c/z}$ for large x , so that $C(t_1, t_2) \sim t_2^{-\lambda_c/z}$ for $t_2 \gg t_1$, where λ_c is the critical autocorrelation exponent [14, 193, 221]. The non-stationary

Gaussian correlator can be transformed, as usual, to a stationary one for the normalised variable $X = \psi/\sqrt{\langle\psi^2\rangle}$ in the logarithmic time $T = \ln t$. One thus gets $A(T) = \langle X(T)X(0) \rangle = \exp[(D-2+\eta T/2z)]f(e^T)/f(1)$ which decays exponentially for large T , $A(T) \propto \exp[-(\lambda_c - (D-2+\eta)/2)T/z]$. It thus follows that $Q(T) \sim \exp(-\theta T)$ which yields a power law decay $Q(t) \sim t^{-\theta}$ in the original time variable $t = e^T$.

In the complementary case $D-2+\eta > 0$, the integral in Eq. (308) is, for $t_1 = t_2$, divergent near the upper limit without the cut-off (i.e. if we set $a = 0$). Hence one needs to keep a nonzero a and then the appropriate scaling limit is obtained by taking t_1, t_2 both large keeping their difference $|t_1 - t_2|$ fixed but arbitrary (that is a quasi-equilibrium regime). In this regime, one can replace the scaling function $g(kt_1^{1/z}, t_2/t_1)$ in Eq. (308) by an other scaling function $g_1(k|t_1 - t_2|^{1/z})$. Performing the remaining integral over k , one then finds $C(t_1, t_2) \sim |t_1 - t_2|^{-(D-2+\eta)/z}$, for $|t_1 - t_2| \gg a$. This correlator is stationary and decays as a power law. Invoking the Newell-Rosenblatt theorem once more, we find that $Q(t)$ decays exponentially for $(D-2+\eta)/z > 1$ and as a stretched exponential for $0 < (D-2+\eta)/z < 1$. Combining this with the result for $D-2+\eta < 0$ outlined in the previous section, one obtains the results in Eq. (284).

One may wonder what would be the effects of a non-vanishing initial magnetization M_0 (see Fig. 15), as discussed before in section 11.5 on the global persistence, on these results for the persistence of manifold in (284). This question has been addressed in Ref. [222] where it was shown that a finite $M_0 > 0$ only affects the algebraic decay of $Q(t)$ when $D-2+\eta < 0$ – the other regime $D-2+\eta > 0$ remaining unaffected by a finite m_0 . In the regime $D-2+\eta < 0$ one can show [222], using perturbation theory as well as numerical simulations, that $Q(t)$ exhibits a crossover between two distinct power law regimes, similar to Eq. (279) for the global magnetization.

13. Persistence of fractional Brownian motion and related processes

Fractional Brownian motion (fBm) is an important generalization of the ordinary Brownian motion, first introduced by Mandelbrot and van Ness [223]. The fBm is a Gaussian process $x(t)$ with zero mean and a correlator that has a special form

$$a(t_1, t_2) = \langle x(t_1)x(t_2) \rangle = K [t_1^{2H} + t_2^{2H} - |t_1 - t_2|^{2H}] , \quad (309)$$

where K is a constant and $0 \leq H \leq 1$ is called the Hurst exponent of the process that parametrizes it. For $H = 1/2$, this correlator reduces to that of the standard Brownian motion, $a(t_1, t_2) = 2K \min(t_1, t_2)$. It turns out that the process is Markovian only for $H = 1/2$, but all other $H \neq 1/2$, it is non-Markovian. One key feature of this special form of the correlator is that it has *stationary increments*. By this, one means that the incremental correlation function

$$\sigma^2(t_1, t_2) = \langle [x(t_1) - x(t_2)]^2 \rangle = 2K|t_1 - t_2|^{2H} , \quad (310)$$

is stationary, i.e., it depends only on the time difference $\tau = |t_1 - t_2|$. In addition, it increases as a power law, τ^{2H} with the time difference τ . These two properties, i.e., stationary increments and the power-law growth, will play a crucial role later.

The fBM appears in many physics problems (some of them are discussed in this review) and its persistence and first-passage properties have been studied both in the mathematics [224–226] and physics literature [227–230]. For the special Marko-

vian case $H = 1/2$, we have seen that the persistence $Q(t)$, i.e., the probability that the process does not change sign over the time interval $[0, t]$ decays, for large t , as a power law $Q(t) \sim t^{-1/2}$. To anticipate what happens for $H \neq 1/2$, it is useful again to map this process to a GSP using the canonical Lamperti transformation, $T = \ln t$ and $X(T) = x(t)/\sqrt{\langle x^2(t) \rangle}$. It is easy to see that in variable T , $X(T)$ becomes a GSP with a stationary correlator [230]

$$A(T) = \cosh(HT) - 2^{2H-1} |\sinh(T/2)|^{2H}. \quad (311)$$

For example, for $H = 1/2$, we have the Markov correlator $A(T) = \exp[-|T|/2]$. For any $H \neq 1/2$, the correlator is different from a pure exponential and hence, by Doob's theorem discussed in section 6.3, the process $X(T)$ is manifestly non-Markovian. However, for arbitrary $0 \leq H \leq 1$, it is clear from Eq. (311) that $A(T) \sim \exp[-\lambda T]$ for large T with $\lambda = \min[H, 1 - H]$. Now, from the general result of Newell-Rosenblatt in section 6.3, we would then expect that the persistence $Q(T)$ of this process will decay exponentially for large T , $Q(T) \sim \exp[-\theta(H)T]$ where the decay constant will depend on H . Translating back to the real time $t = e^T$, it then follows that the persistence $Q(t)$ should decay at late times as a power law, $Q(t) \sim t^{-\theta(H)}$ with a persistence exponent $\theta(H)$ that depends on H . Clearly, $\theta(H = 1/2) = 1/2$. The question is: can one compute $\theta(H)$ for general $0 \leq H \leq 1$?

From the general discussion on the persistence of GSP in section 6.3, it would seem that for a nontrivial correlator as in Eq. (311), it is very hard to compute $Q(T)$ and even its asymptotic exponential tail $Q(T) \sim \exp[-\theta(H)T]$. However, it turns out that for the fBm, there exists a rather general scaling argument [227–230] that makes use of two crucial properties, namely the stationary increments and the power-law growth of the incremental correlation function in Eq. (310), and predicts a very simple scaling relation

$$\theta(H) = 1 - H, \quad (312)$$

which correctly reproduces $\theta(1/2) = 1/2$. Although the scaling argument giving the result in Eq. (312), which is presented below, is not completely rigorous, this relation (312) was actually shown rigorously by Molchan [225], using a completely different approach, who proved that $\log Q(T) = -(1 - H) \log(T + o(1))$, as $T \rightarrow \infty$. This estimate on $Q(T)$ for large T was then improved by Aurzada in [226]. On the other hand this relation (312) has been numerically verified by several independent groups [229, 230]. In addition, even experimental results reported by the Maryland group [37, 38] on fluctuating crystal steps are consistent with this scaling relation (see also section 14).

Before we reproduce the scaling argument leading to the relation in Eq. (312) below, we note that although this relation is derived for fBM which is a Gaussian process, the scaling argument is more general and seems to be valid even for non-Gaussian process, the only requirement being the property of stationary increments and the power-law growth of the incremental correlation function (see e.g. [228, 230]). In addition, the relation $\theta(H) = 1 - H$ which is valid for symmetric processes (where the probability distribution of x has the $x \rightarrow -x$ symmetry) can be generalized to non-symmetric processes [231]. In fact, below we present the more general result valid for non-symmetric processes and recover the result $\theta(H) = 1 - H$ as a special case when the $x \rightarrow -x$ symmetry is restored.

Consider a general stochastic process, *not necessarily symmetric* and *not necessarily Gaussian*, whose incremental correlation function is stationary and has a

power-law form for large time difference $\tau = |t_1 - t_2|$

$$\sigma^2(\tau) = \langle [x(t_1) - x(t_2)]^2 \rangle \sim \tau^{2H}. \quad (313)$$

Consider a particular realization of this process with several crossings at the origin. There are two types of intervals between successive zero crossings in time, the ‘+’ type (where the process is above 0) and ‘-’ type (where the process is below 0). In absence of the $x \rightarrow -x$ symmetry, these two types of intervals have different statistics and one would expect that the size distribution of these intervals, denoted by $P_{\pm}(\tau)$ will behave differently. Since the interval size between zero crossing is simply the derivative of the corresponding persistence probability (to persist respectively above or below 0), we expect a power-law decay for large τ , $P_{\pm}(\tau) \sim \tau^{-1-\theta_{\pm}}$ where the ‘upper’ and ‘lower’ persistence exponents θ_{\pm} are in general different.

Let $P(x, \tau)$ denote the probability density that the process is at value x at time τ , given that it starts from its initial value 0 at time $\tau = 0$. The typical width of the process $\sigma(\tau)$ grows with time τ as a power law, $\sigma(\tau) \sim \tau^H$, as follows from Eq. (313). Then, it is natural to assume that the normalized probability density at time τ has a scaling form for large τ

$$P(x, \tau) \sim \frac{1}{\sigma(\tau)} f\left(\frac{x}{\sigma(\tau)}\right), \quad (314)$$

where the scaling function $f(z)$ is a constant at $z = 0$, $f(0) \sim \mathcal{O}(1)$. In general, $f(z)$ need not be a symmetric function of z and should decrease to 0 rapidly as $z \rightarrow \pm\infty$. Given that a zero occurs initially, the probability density $\rho(\tau) = P(0, \tau)$ that the process returns to 0 after time τ (not necessarily for the first time) scales as [putting $x = 0$ in Eq. (314)]

$$\rho(\tau) \sim \frac{1}{\sigma(\tau)} \sim \tau^{-H}, \quad (315)$$

as $\tau \rightarrow \infty$. The function $\rho(\tau)$ is thus the density of zero crossings at time τ and hence the total number of zeros up to some large time t is simply the integral

$$N(t) = \int_0^t \rho(\tau) d\tau \sim t^{1-H}. \quad (316)$$

Note that the total number of intervals in $[0, t]$ is also $N(t)$, half of which are ‘+’ type and the other half ‘-’ type (they alternate), i.e., $N_{\pm}(t) = N(t)/2$. Let $n_{\pm}(\tau, t)$ denote the \pm intervals of length τ within the period $[0, t]$. Thus, the fraction of + (or -) intervals of length τ , $n_{+}(\tau, t)/N_{+}(t)$ and $n_{-}(\tau, t)/N_{-}(t)$ are precisely the interval size distributions, $P_{+}(\tau)$ and $P_{-}(\tau)$ defined earlier. Thus for large τ and t , we have

$$n_{\pm}(\tau, t) = \frac{N(t)}{2} Q_{\pm}(\tau) \sim N(t) \tau^{-1-\theta_{\pm}}, \quad (317)$$

valid for $1 \ll \tau \leq t$. On the other hand, we have a sum rule coming from the fact that the total length covered by the intervals must be t

$$\int_0^t d\tau \tau [n_{+}(\tau, t) + n_{-}(\tau, t)] = t. \quad (318)$$

Substituting the asymptotic form (317) in the sum rule we get

$$N(t) \left[\frac{t^{1-\theta_+}}{1-\theta_+} + \frac{t^{1-\theta_-}}{1-\theta_-} \right] \propto t. \quad (319)$$

Next we substitute the result $N(t) \sim t^{1-H}$ for large t from Eq. (316) giving

$$\left[\frac{t^{1-\theta_+}}{1-\theta_+} + \frac{t^{1-\theta_-}}{1-\theta_-} \right] \sim t^H. \quad (320)$$

Finally, taking the limit $t \rightarrow \infty$ and matching the power of t on both sides yields the desired scaling relation [231]

$$\min(\theta_+, \theta_-) = 1 - H. \quad (321)$$

If the process has the $x \rightarrow -x$ symmetry, one reproduces $\theta_+ = \theta_- = \theta(H) = 1 - H$ as in Eq. (312). The relation in (321) is, however, more general and has been verified numerically [231] for a class of nonlinear interfaces in both $(1+1)$ and $(2+1)$ dimensional interfaces which are in general *non Gaussian*, asymmetric but satisfy the two basic properties (i) stationary increments and (ii) power-law growth of incremental correlation function. This relation in (321) has also been used in the analysis of financial data where the time series of stock prices can be modelled by a fBM [232, 233]. Note that in the above derivation we have implicitly assumed a small time cut-off and focused only on the distribution of large intervals. Ignoring the short-time behavior of the intervals (in particular infinite zero crossings of the process) does not seem to affect this scaling relation. A more rigorous derivation would take into account these short-time anomalies properly.

Finally, we point out that the first-passage properties of fBm have seen a recent revival in the physics literature [234–242, 246], in particular in the context of the translocation process of a polymer chain through a nanopore. The translocation co-ordinate $x(t)$ measuring the number of monomers that are on one side of the pore at time t seems to be well described by a fBm [234, 237] and the behavior of this anomalous diffusion process, in presence of one or two absorbing walls (reflecting the finiteness of the size of the polymer chain) have been studied in detail [234, 235, 237, 238, 242]. Note also that the survival probability of a 2-d fBm in a wedge (see Fig. 5) was studied, mainly numerically, in Ref. [243].

We finally mention a rigorous study [244] of the persistence for fBm in the presence of a logarithmically moving boundary (see Fig. 6 but for fBm), where the authors proved, as expected from scaling argument, that the persistence exponent (312) remains unchanged in this case. This result turns out to be relevant for the study of current fluctuations in Sinai type disordered chain, where the disordered potential is itself a fBm trajectory [245].

14. Persistence of fluctuating interfaces

Stochastic dynamics of fluctuating interfaces have been of extensive interest, both theoretically and experimentally, over the last four decades [247–249]. Such interfaces appear in a variety of growth models, such as in tumour growth in biological context or in crystals, where they describe the crystal layer boundaries or steps on a vicinal surface of a crystal, as shown in Fig. 17 (for a review see [249]). At a theoretical level, dynamics of such interfaces can be modelled either by discrete

atomistic growth models or its coarse grained version by stochastic growth equations [250–263]. Such noisy growth equations can be linear or nonlinear depending on the details of the microscopic processes that govern the dynamics. Despite such a wide variation in dynamics, the long time and large distance properties of such growth models exhibit scale invariance and universality [248, 249]. Scale invariance is manifest in the power-law behavior as a function of both space and time of several quantities of physical interest, such as the width of the interface [248, 249, 264]. If the width of the interface grows with time, such interfaces are called rough. Otherwise they are smooth. In general, the two-point height-height correlation function (both in space and time) of rough interfaces exhibit dynamic scaling behavior, characterized by certain exponents and scaling functions [265, 266]. A lot of studies focused on the classification of discrete growth models and Langevin equations into different universality classes characterized by these exponents and the associated scaling functions. A large number of important experimental studies (such as molecular beam epitaxy growth) have confirmed this dynamic scaling behavior [249].

While the studies of the two-point correlation function and the associated dynamic scaling have provided very important insights, the two-point function does not capture the complex history dependence of the temporal evolution of such extended objects like interfaces. The simplest and perhaps the most natural probe of the history dependence in such spatially extended systems is provided by the studies of the persistence and first-passage properties of such interfaces, initiated by Krug and coworkers [230]. Roughly speaking, the persistence of the interface height is the probability that the height does not return to its initial value up to time t . Persistence properties of growing interfaces have been studied extensively, theoretically as well as experimentally, over the last few years. Using the scanning tunneling microscopy (STM) technique, one can image not just the spatial structures of rough interfaces but also their temporal evolution (Fig. 17). As a result, these systems constitute a beautiful example where many of the theoretical ideas regarding persistence and first-passage properties can be tested experimentally [37, 38, 270]. For a nice review of the theoretical and experimental results of persistence and first-passage properties of interfaces, particularly in connection to step edges on crystals, see Ref. [271]. Apart from step edges on crystals, persistence of fluctuating interfaces have also been measured in a variety of other experimental systems, such as in combustion fronts in paper [39], for interfaces between phase-separated colloid-polymer mixtures [272], advancing interfaces or fronts in reactive-wetting systems such as mercury on silver [41] and growing droplets of turbulent phase in nematic liquid crystals [42].

Before we define the persistence of such interfaces more precisely, it is useful to briefly review the different variety of Langevin growth equations for the interface height fluctuations and the associated dynamic scaling of the height-height correlation function.

Langevin growth equations and dynamic scaling: A fluctuating interface is characterized by its height $H(\vec{r}, t)$ which is a time-dependent single-valued scalar field defined at each point \vec{r} of a d -dimensional substrate of linear extent L . The interfacial width that characterizes the size of the fluctuations at time t is a function the system size L and time t

$$W(L, t) = [\langle [H(\vec{r}, t) - \bar{H}(t)]^2 \rangle]^{1/2}, \quad (322)$$

where $\bar{H}(t) = (1/V) \int H(\vec{r}, t) d\vec{r}$ is the spatially averaged height with V being the volume of the substrate. The width $W(L, t)$ exhibits generically the following

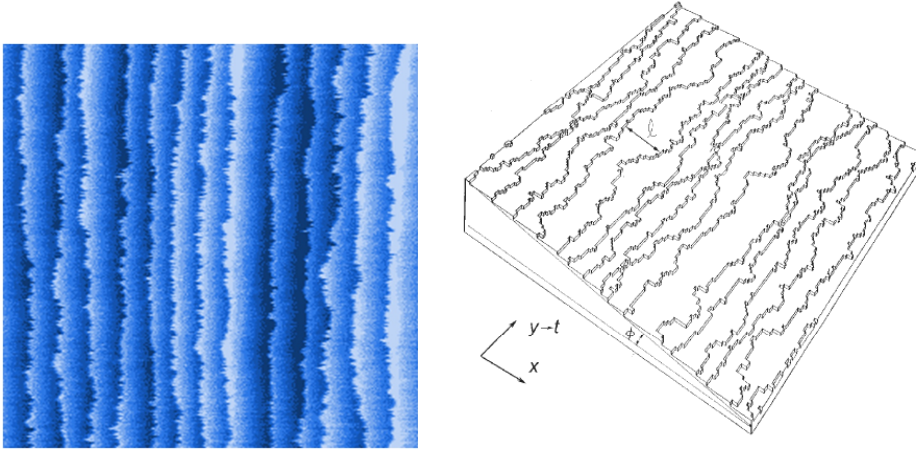


Figure 17. **Left:** Experimental STM images of a vicinal surface, here from Cu(111) from Giesen's group [273]. The displayed surface area is $130 \times 130 \text{ nm}^2$ and the surface height decreases from left to right. Due to atomic motion at the step edges, the steps do not remain straight and immobile, but undergo thermal fluctuations around their equilibrium position. **Right:** Illustration of a vicinal surface obtained in a Monte-Carlo simulation [267–269]. These two figures have been inserted here with the courtesy of M. Giesen (left panel) and T. L. Einstein (right panel).

scaling behavior

$$W(L, t) \sim \begin{cases} t^\beta & \text{for } 0 \ll t \ll L^z, \\ L^\alpha & \text{for } t \gg L^z, \end{cases} \quad (323)$$

where the three exponents α (roughness exponent), β (growth exponent) and z (dynamical exponent) characterize the universality class of the interface. The regime $t \ll L^z$ is called the growing regime where the width grows (for $\beta > 0$), while $t \gg L^z$ is the steady state regime where the fluctuations become time independent. The two regimes are connected via the Family-Vicsek [265] scaling function: $W(L, t) \sim L^\alpha f(t/L^z)$ where $f(x) \sim x^\beta$ as $x \rightarrow 0$ and $f(x) \rightarrow \text{const.}$ as $x \rightarrow \infty$. In order to match the two behaviors in Eq. (323) requires an additional scaling relation between the three exponents: $\alpha = \beta z$.

The temporal evolution of the field $H(\vec{r}, t)$ is usually modelled by a noisy Langevin equation. Depending on the microscopic processes involved in the growth mechanism, these equations can have different forms. Several such Langevin equations have been proposed and studied in the literature (see Ref. [231] for an extended review). These equations can generally be divided into two classes, namely, linear and nonlinear.

Linear interfaces: Here the height $H(\vec{r}, t)$ evolves via the linear Langevin equation

$$\frac{\partial H(\vec{r}, t)}{\partial t} = -(-\nabla^2)^{z/2} H(\vec{r}, t) + \eta(\vec{r}, t), \quad (324)$$

where the dynamical exponent z (usually $z = 2$ or 4) characterizes the relaxation mechanism of the interface and $\eta(\vec{r}, t)$ is a Gaussian noise with zero mean. The correlator of this noise depends on whether the noise conserves the total height or not. It is easier to specify the two-point correlator of the noise in the Fourier space. Defining $\tilde{\eta}(\vec{k}, t)$ as the Fourier transform of $\eta(\vec{r}, t)$, we consider, in general, the correlator of the noise of the form: $\langle \tilde{\eta}(\vec{k}, t) \tilde{\eta}(\vec{k}', t') \rangle = D k^\gamma \delta(\vec{k} + \vec{k}') \delta(t - t')$ where $k = |\vec{k}|$ and the exponent $\gamma \geq 0$ characterizes the conservation property of the noise. The case $\gamma = 0$ corresponds to nonconserving noise. Such linear Langevin

equations have been used widely in the literature to model the stochastic dynamics of interfaces in a wide variety of situations. One can consider several special cases of this Langevin dynamics.

- The case $z = 2$ and $\gamma = 0$: this corresponds to the celebrated Edwards-Wilkinson equation [274] which describes, for instance, the fluctuation of a step edge on a crystal at very high temperature where the dynamics is governed by random attachment and detachment of atoms at the step edge [231, 249]. In this case the noise is nonconserving ($\gamma = 0$) as the total number of atoms in a crystal layer that terminates at the step edge is not a constant.
- The case $z = 4$ and $\gamma = 2$: For step edges on a crystal, at low temperature, the dominant mechanism of fluctuations is the step-edge diffusion (SED) [275] where the noise is conserving ($\gamma = 2$).
- The case $z = 4$ and $\gamma = 0$: This corresponds to the Mullins-Herring equation for surface growth [260, 261].

Nonlinear Interfaces: Among nonlinear interfaces, the two most well known examples are as follows.

- Kardar-Parisi-Zhang (KPZ) interface: This is a second order nonlinear equation [276]

$$\frac{\partial H(\vec{r}, t)}{\partial t} = \nabla^2 H(\vec{r}, t) + \lambda |\nabla H(\vec{r}, t)|^2 + \eta(\vec{r}, t), \quad (325)$$

where $\eta(\vec{r}, t)$ is a Gaussian non-conserving white noise. In one dimension, the exponents are known exactly [249, 276]: $\alpha = 1/2$, $\beta = 1/3$ and $z = 3/2$.

- Molecular beam epitaxy (MBE) equation: This is a 4-th order nonlinear equation

$$\frac{\partial H(\vec{r}, t)}{\partial t} = -\nabla^4 H + \lambda \nabla^2 (|\nabla H|^2) + \eta(\vec{r}, t), \quad (326)$$

where $\eta(\vec{r}, t)$ is a non-conserving Gaussian white noise. The exponents in this case are known only numerically in one and two dimensions [277]. For example in $d = 1$, $\alpha \approx 1$, $\beta \approx 1/3$ and $z \approx 3$ [277–279].

Since the relevant measurable quantity is the deviation of the height from its spatially averaged value, i.e., $h(\vec{r}, t) = H(\vec{r}, t) - \bar{H}(t)$ (rather than the height H itself), we will henceforth deal with $h(\vec{r}, t)$ and with a slight abuse of language refer to the height deviation $h(\vec{r}, t)$ as the height itself. Note that, by construction, $\int h(\vec{r}, t) d\vec{r} = 0$ (i.e., the $\vec{k} = 0$ mode of the Fourier transform of $h(\vec{r}, t)$ is set to be identically zero).

For the temporally evolving height field $h(\vec{r}, t)$ one can define several first-passage quantities of interest. Consider the height field $h(\vec{r}, t)$ at any fixed point in space, say at the origin $\vec{r} = 0$. Due to the translational invariance of the system, the temporal properties of the height field do not depend on the choice of this point. Let us now monitor the height field $h(0, t)$ at the origin as a function of t . Suppose now we measure/observe this process after an initial waiting time t_0 , during the subsequent time interval $t_0 < s < t_0 + t$. The *temporal persistence* $Q(t_0, t)$ is defined as the probability that the process $h(0, s)$ does not return to its initial value $h(0, t_0)$ during the interval $t_0 < s < t_0 + t$, i.e.,

$$Q(t_0, t) = \text{Prob. } [h(0, s) \neq h(0, t_0); \text{ for all } t_0 < s < t_0 + t]. \quad (327)$$

The persistence $Q(t_0, t) = Q_+(t_0, t) + Q_-(t_0, t)$ is the sum of *positive* and *negative* persistences defined as

$$Q_+(t_0, t) = \text{Prob. } [h(0, s) > h(0, t_0); \text{ for all } t_0 < s < t_0 + t] , \quad (328)$$

$$Q_-(t_0, t) = \text{Prob. } [h(0, s) < h(0, t_0); \text{ for all } t_0 < s < t_0 + t] . \quad (329)$$

Clearly, if the probability distribution of the process $h(0, t)$ is invariant under the inversion $h \rightarrow -h$, the two probabilities would be identical, i.e., $Q_+(t_0, t) = Q_-(t_0, t)$. This happens, for example, for linear interfaces evolving via Eq. (324). However, for nonlinear interfaces, the evolution equation does not have the $h \rightarrow -h$ symmetry in general and as a result, the positive and negative persistences are generically different [280].

The temporal persistence probabilities $Q_{\pm}(t_0, t)$, in general, depend on both t_0 and t . During the early stage of the growth process starting from a flat interface when $0 \leq t_0 \ll L^z$ (called the *transient* or growing regime), the interface slowly develops roughness and for times $t_0 \gg L^z$ the roughness becomes fully developed and saturates to a steady state value $\sim L^\alpha$ (this is the *steady-state* regime). The large t behavior of the temporal persistence $Q_{\pm}(t_0, t)$ accordingly depends on whether t_0 is chosen from the transient regime or the steady-state regime. From a detailed analytical and numerical study of temporal persistences for fluctuating interfaces, the following asymptotic behaviors at large t , for a fixed waiting time t_0 , have emerged [230]

$$Q_{\pm}(t_0, t) \sim \begin{cases} t^{-\theta_0^{\pm}} & \text{for } 0 \leq t_0 \ll L^z \text{ and } t_0 \ll t \ll L^z , \\ t^{-\theta_s^{\pm}} & \text{for } t_0 \gg L^z , \end{cases} \quad (330)$$

where θ_0^{\pm} and θ_s^{\pm} are respectively called the transient and steady-state persistence exponents. For interfaces respecting the $h \rightarrow -h$ symmetry (such as linear interfaces), one gets $\theta_0 = \theta_0^+ = \theta_0^-$ and similarly, $\theta_s = \theta_s^+ = \theta_s^-$. For nonlinear interfaces on the other hand, the four exponents θ_0^+ , θ_0^- , θ_s^+ and θ_s^- are in general different [280]. The only exception is for the KPZ equation in Eq. (325) in one dimension. In this case, while the $h \rightarrow -h$ symmetry is violated in the transient regime indicating $\theta_0^+ \neq \theta_0^-$, this symmetry is restored in the steady-state regime. This is manifest in the probability distribution of the steady-state height profile [249]

$$\text{Prob} [\{h(x)\}] \propto \exp \left[-\frac{1}{4D} \int (\partial_x h)^2 dx \right] , \quad (331)$$

where $\partial_x h = \partial h / \partial x$. This steady-state weight of the height profile corresponds to that of a Brownian motion in space (Wiener measure), i.e., $h(x)$ describes the position of a one dimensional Brownian motion at ‘time’ x . The $h \rightarrow -h$ symmetry is manifest in Eq. (331) indicating $\theta_s^+ = \theta_s^-$ for 1-d KPZ equation. This fact is however purely accidental and generically one does not have this exponent equality.

The challenge then is to determine the persistence exponents, the transient pair θ_0^{\pm} as well as the steady-state pair θ_s^{\pm} for the variety of interfaces described above. Analytical determination of these exponents are very hard, though some progress can be made for linear interfaces where the height field is a Gaussian process [230]. Even in this simple linear case, while the two-time correlation function of the height field is easy to compute, the persistence probability $Q(t_0, t)$ and hence the

exponents remain difficult to compute [230]. In the rest of the section we will first describe the linear interfaces and finally mention some results on nonlinear interfaces.

Another interesting first-passage quantity is called the survival probability $S(t_0, t)$ defined as the probability that height field $h(0, t)$ does not return to its *average value*, namely, to 0 in the time interval $[t_0, t_0 + t]$ [271, 281]. This is different from the temporal persistence $Q(t_0, t)$ where one is concerned with the event of not returning to the *initial value*. While for $t_0 = 0$, the survival probability is identical to the transient persistence $S(0, t) = Q(0, t)$, the two quantities are different in the steady-state regime $S(\infty, t) \neq Q(\infty, t)$. The steady-state survival probability $S(\infty, t)$ exhibits rather different asymptotic time dependence [281], namely an exponential decay with a system size dependent time scale $S(\infty, t) \sim \exp[-t/\tau_s]$ with $\tau_s \sim L^z$, in contrast to the power-law decay of the steady-state persistence $Q(\infty, t)$. We will discuss the survival probability in detail for linear interfaces later in the section.

14.1. Linear interfaces: two-time correlation function

For linear interfaces evolving via Eq. (324), the height field $h(0, t)$ is a Gaussian process in time which is completely characterized by its two-time correlation function. Due to the linear nature of the equation, the two-point correlation function can be computed explicitly as demonstrated below.

We start with Eq. (324) and consider the deviation $h(\vec{r}, t) = H(\vec{r}, t) - \bar{H}(t)$. Since the Langevin equation is linear in h , it is convenient to consider the Fourier transform $\tilde{h}(\vec{k}, t) = \int d\vec{r} h(\vec{r}, t) e^{i\vec{k}\cdot\vec{r}}$. The Fourier modes get decoupled and the k -th mode (with $k = |\vec{k}| > 0$) evolves as

$$\frac{\partial \tilde{h}}{\partial t} = -k^z \tilde{h} + \tilde{\eta}(\vec{k}, t). \quad (332)$$

Note that the $k = 0$ mode of h is identically zero, $\tilde{h}(k = 0, t) = 0$. Assuming that we start at $t = 0$ from a flat interface $h(\vec{r}, 0) = 0$, one can integrate Eq. (332)

$$\tilde{h}(\vec{k}, t) = e^{-k^z t} \int_0^t e^{k^z t'} \tilde{\eta}(\vec{k}, t') dt'. \quad (333)$$

Since $\tilde{h}(\vec{k}, t)$ is a linear combination of the Gaussian fields $\tilde{\eta}(\vec{k}, t)$, evidently $\tilde{h}(\vec{k}, t)$ (and hence $h(\vec{r}, t)$) is also a Gaussian field. In particular, at a fixed position \vec{r} and as a function of time t , $h(\vec{r}, t)$ is a Gaussian stochastic process. A Gaussian process is fully characterized by its mean and the two-time correlation function. Evidently, from Eq. (333), the mean of $\tilde{h}(\vec{k}, t)$ and hence that of $h(\vec{r}, t)$ is zero. All we need then is to compute the two-time correlation function that will fully specify this Gaussian process. From Eq. (333) it follows that

$$\langle \tilde{h}(\vec{k}, t_1) \tilde{h}(-\vec{k}, t_2) \rangle = e^{-k^z(t_1+t_2)} \int_0^{t_1} \int_0^{t_2} e^{k^z(t'_1+t'_2)} \langle \tilde{\eta}(\vec{k}, t'_1) \tilde{\eta}(-\vec{k}, t'_2) \rangle dt'_1 dt'_2. \quad (334)$$

Using the noise correlator $\langle \tilde{\eta}(\vec{k}, t) \tilde{\eta}(\vec{k}', t') \rangle = D k^\gamma \delta(\vec{k} + \vec{k}') \delta(t - t')$, and performing the time integrals one obtains

$$\langle \tilde{h}(\vec{k}, t_1) \tilde{h}(-\vec{k}, t_2) \rangle = \frac{D}{2} k^{\gamma-z} \left[e^{-k^z|t_1-t_2|} - e^{-k^z(t_1+t_2)} \right]. \quad (335)$$

Finally the two-time correlator in real space is obtained by integrating over the Fourier modes

$$\begin{aligned} A(t_1, t_2) &\equiv \langle h(\vec{r}, t_1) h(\vec{r}, t_2) \rangle = \int d\vec{k} \langle \tilde{h}(\vec{k}, t_1) \tilde{h}(-\vec{k}, t_2) \rangle \\ &= A_d \int_{k_{\min}}^{k_{\max}} dk k^{d-1+\gamma-z} \left[e^{-k^z |t_1-t_2|} - e^{-k^z (t_1+t_2)} \right], \end{aligned} \quad (336)$$

where A_d is a volume dependent constant and k_{\min} and k_{\max} are respectively the lower and the upper cut-off in the k -integral, needed to avoid the infrared and ultraviolet singularities when they arise. For example, the lower cut-off can be set to $2\pi/L$ where L is the linear size of the system and the upper cut-off to $2\pi/a$ where a is the lattice spacing.

Width of the interface: At this point it is useful to distinguish between rough and smooth interfaces. For this, we consider the variance $\langle h^2(\vec{r}, t) \rangle$ of the height at position \vec{r} at time t , or equivalently the width $W = \sqrt{\langle h^2(\vec{r}, t) \rangle}$ of the interface. This can be computed easily by putting $t_1 = t_2 = t$ in Eq. (337) and integrating over k

$$\langle h^2(\vec{r}, t) \rangle \propto \int_{k_{\min}}^{k_{\max}} dk k^{\gamma-z+d-1} [1 - e^{-2k^z t}]. \quad (337)$$

Now, depending on the sign of $(\gamma + d - z)$, the following two situations arise.

- **Rough interface:** Consider first the case when $\gamma + d - z < 0$. For example, the Edwards-Wilkinson interface (where $\gamma = 0$ and $z = 2$) is rough when $d < 2$. In this case, there is no ultraviolet singularity and one can set the lattice spacing $a = 0$, i.e., the upper cut-off to infinity in Eq. (337). By analysing the integral one finds that

$$W^2(L, t) \equiv \langle h^2(\vec{r}, t) \rangle \sim \begin{cases} t^{2\beta} & \text{for } 0 \ll t \ll L^z, \\ L^{2\alpha} & \text{for } t \gg L^z, \end{cases} \quad (338)$$

where $\beta = (z - d - \gamma)/2z > 0$ is the growth exponent and $\alpha = (z - d - \gamma)/2 > 0$ is the roughness exponent. Thus the width of the interface initially grows with time as t^β and when $t \gg L^z$, it saturates to a time-independent stationary value $\sim L^\alpha$. The interface is thus rough and the roughness is characterized by the width. Note also that for linear interfaces the growth exponent $0 < \beta = (z - d - \gamma)/2z < 1/2$. However, in principle one can have other interfaces where the growth exponent varies between its minimum value $\beta = 0$ and its maximum possible value $\beta = 1$. In the following discussion, we will assume β to be a continuous parameter in the interval $]0, 1[$. For one-dimensional fluctuating interfaces, such as in fluctuating step edges on crystals, the three different growth exponents are given respectively by:

- Edwards-Wilkinson interface: In this case, setting $d = 1$, $z = 2$ and $\gamma = 0$, one gets $\beta = 1/4$.
- Step-Edge diffusion (SED): Here $d = 1$, $z = 4$ and $\gamma = 2$, indicating $\beta = 1/8$.
- Mullins-Herring interface: This case corresponds to $d = 1$, $z = 4$, $\gamma = 0$, leading to $\beta = 3/8$.
- **Smooth interface:** In contrast, when $\gamma + d - z > 0$, there is no infrared singu-

larity in the k -integral in Eq. (337) and one can set the lower limit of the integral to 0, i.e., take the $L \rightarrow \infty$ limit. The resulting integral gives

$$\langle h^2(\vec{r}, t) \rangle \sim a^{z-d-\gamma} - ct^{-(\gamma+d-z/z)} + \dots \quad (339)$$

where c is an unimportant constant. Thus the width of the interface approaches to a constant (independent of the system size when $L \rightarrow \infty$) in the long time limit and hence the interface is called smooth.

In the rest of the section, we will restrict ourselves only to rough interfaces which exhibit interesting persistence and first-passage properties. Coming back to the two-time correlation function in Eq. (337) and focusing only on rough interfaces (such that $\beta = (z - d - \gamma)/2z > 0$), it is now easy to carry out the integral (setting the upper cut-off to infinity, i.e., $a = 0$). We first rearrange the k -integral in Eq. (337) by adding and subtracting 1 inside the integrand

$$\begin{aligned} A(t_1, t_2) &= A_d \int_{k_{\min}=2\pi/L}^{\infty} dk k^{d-1+\gamma-z} \left[\left(1 - e^{-kz|t_1+t_2|}\right) - \left(1 - e^{-kz(t_1-t_2)}\right) \right] \\ &= I(t_1 + t_2, L) - I(|t_1 - t_2|, L), \end{aligned} \quad (340)$$

where the integral $I(t, L)$ is given by

$$I(t, L) = A_d \int_{2\pi/L}^{\infty} dk k^{d-1+\gamma-z} [1 - e^{-kz t}], \quad (341)$$

which is convergent in the upper limit since $d + \gamma - z = -2\beta z < 0$. By making a change of variable $kz t = y$, one can express $I(t, L)$ in the scaling form (for convenience we rescale L by $L/2\pi$)

$$I(t, L) = t^{2\beta} g(t/L^z), \quad \text{where } g(x) = C \int_x^{\infty} dy y^{-1-2\beta} (1 - e^{-y}), \quad (342)$$

where C is an overall constant. The function $g(x)$ has the following asymptotic behavior

$$g(x) \sim \begin{cases} \text{const.} = K & \text{as } x \rightarrow 0, \\ \frac{1}{2\beta} x^{-2\beta} - x^{-1-2\beta} e^{-x} + \dots & \text{as } x \rightarrow \infty, \end{cases} \quad (343)$$

where K is an unimportant constant.

We now consider first the thermodynamic limit $L \rightarrow \infty$, i.e., infinite system. Using the fact that $g(x) \rightarrow K$ as $x \rightarrow 0$, we get from Eq. (340)

$$A(t_1, t_2) = K \left[(t_1 + t_2)^{2\beta} - |t_1 - t_2|^{2\beta} \right], \quad (344)$$

where $\beta = (z - d - \gamma)/2z > 0$ is the growth exponent. This autocorrelation function of the rough interface is thus parametrized by the single exponent $\beta > 0$. Note that in the limit $z \rightarrow \infty$, $\beta \rightarrow 1/2$ and the autocorrelation function reduces to that of a Brownian motion, i.e., as $\beta \rightarrow 1/2$

$$A(t_1, t_2) \rightarrow 2K \min(t_1, t_2), \quad (345)$$

the persistence of which has been studied, using various methods, in this review.

14.2. Linear interfaces: temporal persistence

Consider the height field $h(0, t)$ at the origin as a function of t . Clearly, $h(0, t)$ is a stochastic Gaussian process in t with zero mean and the correlator $A(t_1, t_2) = K [(t_1 + t_2)^{2\beta} - |t_1 - t_2|^{2\beta}]$ with $\beta > 0$. Note that this process is not stationary, since the auto-correlator depends explicitly on both times t_1 and t_2 and not just on the time difference $|t_1 - t_2|$. The *temporal persistence* $Q(t_0, t)$, defined before, measures the probability that the process $h(0, s)$ does not return to its initial value $h(0, t_0)$ during the interval $t_0 < s < t_0 + t$, i.e.,

$$Q(t_0, t) = \text{Prob. } [h(0, s) \neq h(0, t_0), \text{ for all } t_0 < s < t_0 + t]. \quad (346)$$

Note that the evolution equation (324) respects the $h \rightarrow -h$ symmetry, hence the positive and the negative persistences are identical for linear interfaces as mentioned before. The *relevant* stochastic process here is the height difference defined as,

$$Y(t; t_0) = h(0, t + t_0) - h(0, t_0) \quad (347)$$

for all $t \geq 0$, starting at the initial value $Y(0; t_0) = 0$. The temporal persistence $P(t_0, t)$, defined above, is simply the probability that the relevant Gaussian process $Y(t; t_0)$, starting at the initial value 0 at $t = 0$, does not return to zero up to time t . One can then think of the waiting time t_0 simply as a parameter for this relevant Gaussian process. Clearly, the mean value of $Y(t, t_0)$ is zero for all t . One can easily compute the two-time correlation function of this relevant Gaussian process

$$\begin{aligned} A_{t_0}(t_1, t_2) &= \langle Y(t_1; t_0)Y(t_2; t_0) \rangle = \langle [h(0, t_1 + t_0) - h(0, t_0)][h(0, t_2 + t_0) - h(0, t_0)] \rangle \\ &= [A(t_1 + t_0, t_2 + t_0) - A(t_1 + t_0, t_0) - A(t_2 + t_0, t_0) + A(t_0, t_0)], \end{aligned} \quad (348)$$

where the autocorrelator $A(t_1, t_2)$ of the original height field is given in Eq. (344). Substituting the result from Eq. (344) in Eq. (348) one gets

$$\begin{aligned} A_{t_0}(t_1, t_2) &= K \left[2t_0 + t_1 + t_2)^{2\beta} - (2t_0 + t_1)^{2\beta} - (2t_0 + t_2)^{2\beta} \right. \\ &\quad \left. + (2t_0)^{2\beta} + t_1^{2\beta} + t_2^{2\beta} - |t_1 - t_2|^{2\beta} \right]. \end{aligned} \quad (349)$$

The parametric dependence on the waiting time t_0 is evident in this formulation. Below, we consider two limiting situations: (i) $t_0 = 0$, i.e., we start the measurement right at the very beginning when the interface is flat—we will call this ‘transient’ regime and (ii) $t_0 \rightarrow \infty$, i.e., we start measuring the process only after waiting an infinite time—in other words, we measure the persistence in the ‘steady-state’ regime. We will see that these two situations give rise to very different behavior of the persistence probability $Q(t_0, t)$. It turns out that for any finite t_0 , the asymptotic power-law decay of $Q(t_0, t)$ for large t is governed by the ‘transient’ fixed point, i.e., one can effectively set $t_0 = 0$ as long as t_0 is finite [230].

14.2.1. Transient regime: $t_0 = 0$

Setting $t_0 = 0$ in Eq. (348) one gets

$$A_0(t_1, t_2) = A(t_1, t_2) = K \left[(t_1 + t_2)^{2\beta} - |t_1 - t_2|^{2\beta} \right]. \quad (350)$$

In this case the relevant process $Y \equiv h$, i.e., the original field h itself and we are interested in the persistence $Q(0, t)$ that the Gaussian process $h(0, t)$, with zero mean and a correlator given by Eq. (350), does not return to the origin up to time t . This process, though Gaussian, is nonstationary since the correlator in Eq. (350) depends on both times t_1 and t_2 and not just on their time difference. However, one can map this process to a Gaussian stationary process (GSP) [230] by using the same Lamperti transformation that has been repeatedly used in this review. We define a new normalized process $X(t) = h(0, t) / \sqrt{\langle h^2(0, t) \rangle}$ whose mean is zero and whose correlator, using Eq. (350), is given by

$$\begin{aligned} \langle X(t_1)X(t_2) \rangle &= \frac{A(t_1, t_2)}{\sqrt{A(t_1, t_1)A(t_2, t_2)}} \\ &= \left[\frac{1}{2} \left(\sqrt{\frac{t_1}{t_2}} + \sqrt{\frac{t_2}{t_1}} \right) \right]^{2\beta} - \left[\frac{1}{2} \left| \sqrt{\frac{t_1}{t_2}} - \sqrt{\frac{t_2}{t_1}} \right| \right]^{2\beta}. \end{aligned} \quad (351)$$

Next we define the logarithmic time variable $T_1 = \ln(t_1)$ and $T_2 = \ln t_2$. When measured in this logarithmic time, the process becomes stationary and its correlator depends only on the time difference $T = T_1 - T_2$

$$\langle X(T_1)X(T_2) \rangle = f_0(T) = [\cosh(T/2)]^{2\beta} - |\sinh(T/2)|^{2\beta}. \quad (352)$$

For small T , $f_0(T) \approx 1 - |T/2|^{2\beta}$, indicating that for $\beta < 1$ the process is non-smooth (see the general discussion on GSP's in section 6.3 with an infinite density of zero crossings). For large T , the correlator decays exponentially $f_0(T) \sim \exp[-(1 - \beta)T]$. From the general discussion on the no-zero crossing properties of GSP's in section 6.3, we know that if the correlator decays exponentially for large T , then the corresponding persistence $Q(T)$ (probability of no zero crossing up to time T) also decays exponentially, i.e., $Q(T) \sim \exp[-\theta T]$ with a certain decay constant θ that depends on the full functional form of the correlator. This indicates that in our case, with a correlator $f_0(T)$ in Eq. (352), the persistence will also decay exponentially with T , $Q(T) \sim \exp[-\theta_0(\beta)T]$ for large T . Reverting back to the original time $t = e^T$, this implies that the persistence of the height field $h(0, t)$ decays as a power law with time t , $Q(0, t) \sim t^{-\theta_0(\beta)}$ with a persistence exponent $\theta_0(\beta)$ that depends on the growth exponent β [230].

The next challenge is to compute the persistence exponent $\theta_0(\beta)$. As discussed in section 6.3, evaluating the decay constant θ that characterizes the exponential decay of the persistence $Q(T) \sim \exp[-\theta T]$ for a GSP with an arbitrary correlator $f(T)$ is, in general, an unsolved problem. It can be determined explicitly only for a Markov process where the correlator is a pure exponential for all T , $f(T) = \exp[-\lambda|T|]$ for which $\theta = \lambda$ (see section 6.3). There are few other very special cases of $f(T)$ for which θ is known. Unfortunately, our correlator in Eq. (352) is not one of the exactly solvable ones. Thus one has to resort to numerical simulations or one of the several approximate methods discussed in this review. The independent interval approximation (IIA) used in section 8 for a smooth GSP can not be applied here, since our correlator corresponds to a non-smooth process for $\beta < 1$. In Ref. [230], some rigorous bounds were obtained for $\theta_0(\beta)$. Such bounds can be obtained by

comparing the correlator $f_0(T)$ in Eq. (352) to the correlator of other Markovian GSP's and using Slepian's lemma [5], discussed in section 6.3. For instance, one can show rigorously that (see the Appendix of Ref. [230])

$$\theta_0(\beta) \geq 1 - \beta \text{ for } \beta < 1/2, \quad (353)$$

$$\leq 1 - \beta \text{ for } \beta > 1/2. \quad (354)$$

Numerical simulation results for $\theta_0(\beta)$ in Ref. [230] are consistent with these rigorous bounds.

Note from Eq. (352) that exactly for $\beta = 1/2$, $f_0(T) = \exp[-|T|/2]$, i.e., the process becomes a Markovian GSP for which $\theta_0(\beta = 1/2) = 1/2$. For β close to $1/2$, i.e., when $\beta = 1/2 + \epsilon$ where ϵ is small, one can also determine $\theta_0(\beta = 1/2 + \epsilon)$ perturbatively for small ϵ , using the perturbation theory developed for GSP's in section 7. Indeed, setting $\beta = 1/2 + \epsilon$ in Eq. (352) one gets

$$f_0(T) = \exp(-|T|/2) + \epsilon \phi_0(T) + \mathcal{O}(\epsilon^2), \quad (355)$$

where $\phi_0(T) = 2 \cosh(T/2) \ln(\cosh(T/2)) - 2 \sinh(|T|/2) \ln(\sinh(|T|/2))$. According to the perturbation theory discussed in section 7 one gets [230]

$$\begin{aligned} \theta_0(\beta = 1/2 + \epsilon) &= \frac{1}{2} \left[1 - \frac{\epsilon}{\pi} \int_0^\infty \phi_0(T) (1 - e^{-T})^{-3/2} dT \right] + \mathcal{O}(\epsilon^2) \\ &= \frac{1}{2} - (2\sqrt{2} - 1) \epsilon + \mathcal{O}(\epsilon^2). \end{aligned} \quad (356)$$

14.2.2. Steady-state regime: $t_0 \rightarrow \infty$

Setting $t_0 \rightarrow \infty$ corresponds to an infinite waiting time, i.e., when one measures the process after it has reached the stationary regime. Taking the limit $t_0 \rightarrow \infty$ in Eq. (348), one finds that the correlator of the relevant Gaussian process $Y(t; \infty)$ is given by

$$A_\infty(t_1, t_2) = K \left[t_1^{2\beta} + t_2^{2\beta} - |t_1 - t_2|^{2\beta} \right]. \quad (357)$$

We are then interested in the persistence probability $P(\infty, t)$ that the relevant process $Y(t; \infty)$ does not return to 0 up to time t . Note, in particular, that the incremental correlation function of this relevant process behaves as

$$\langle [Y(t_1; \infty) - Y(t_2; \infty)]^2 \rangle = A_\infty(t_1, t_1) + A_\infty(t_2, t_2) - 2A_\infty(t_1, t_2) = 2K |t_1 - t_2|^{2\beta}. \quad (358)$$

To make progress, the first observation is that the correlator in Eq. (357) is exactly identical to the fractional Brownian motion (fBM) discussed in section 13 with the Hurst exponent $0 < H = \beta < 1$. Equivalently, the incremental correlation function grows as $|t_1 - t_2|^{2H}$ with $H = \beta$. In addition, the probability distribution of the height in the steady state is invariant under the inversion $h \rightarrow -h$, indicating that positive and negative persistence exponents are identical, $\theta_s^+ = \theta_s^- = \theta_s(\beta)$. From the discussion in section 13, it is then clear that the persistence decays as a power-law in time, $Q(\infty, t) \sim t^{-\theta_s(\beta)}$ as $t \rightarrow \infty$ with the exponent given exactly by [230]

$$\theta_s(\beta) = 1 - \beta. \quad (359)$$

This exact result is very interesting and has been verified numerically in several cases. It is also consistent with the following rigorous bounds derived in Ref. [230]

$$\begin{aligned} \theta_s(\beta) &\geq \beta \text{ for } \beta < 1/2, \\ &\leq \beta \text{ for } \beta < 1/2. \end{aligned} \quad (360)$$

For one dimensional fluctuating interfaces, it then predicts the following results:

- **Edwards-Wilkinson interface:** In this case $\beta = 1/4$ which then predicts $\theta_s = 3/4$. This result was verified numerically [230, 231] as well as experimentally by measuring the persistence of steps at high temperatures on the vicinal surface of Si(111) surface with Al adsorbed on it [37]. The measured exponent 0.77 ± 0.03 is in good agreement with the theoretical prediction $\theta_s = 3/4$.
- **Step edge diffusion (SED):** This case corresponds to $\beta = 1/8$ and hence $\theta_s = 7/8$. This exponent has also been measured experimentally on Pb(111) and Ag(111) surface where the dominant mechanism is indeed step edge diffusion [38]. The measured values of $\theta_s = 0.88 \pm 0.04$ (for Pb (111) surface) and $\theta_s = 0.87 \pm 0.02$ (for Ag(111) surface) are also consistent with the theoretical prediction $\theta_s = 7/8$.
- **Mullins-Herring interface:** Here $\beta = 3/8$ and hence the theoretical prediction for $\theta_s = 1 - \beta = 5/8$. As far as we know, this is yet to be verified experimentally.

Finally, the relation $\theta_s = 1 - \beta$ has also been verified recently for nonlinear reacting-wetting advancing interfaces in the experimental system of mercury on silver at room temperature [41]. In this system, the experimentally measured growth exponent $\beta = 0.67 \pm 0.06$ and the persistence exponent $\theta_s = 0.37 \pm 0.05$ are consistent with the relation $\theta_s = 1 - \beta$.

Note that by the customary transformation, $X(t) = Y(t; \infty) / \sqrt{\langle Y^2(t; \infty) \rangle}$ and $T = \ln(t)$, the process can again be mapped to a GSP with zero mean and a correlator that is stationary, i.e., only a function of $T = T_1 - T_2$

$$\langle X(T_1)X(T_2) \rangle = f_s(T) = \cosh(\beta T) - \frac{1}{2} |2 \sinh(T/2)|^{2\beta}, \quad (361)$$

where we have used the expression in Eq. (357). Once again, this GSP $X(T)$ is a non-smooth process, since $f_s(T) \approx 1 - |T|^{2\beta}/2$ as $T \rightarrow 0$. Also, for large T , $f_s(T)$ decays exponentially, $f_s(T) \sim \exp[-\lambda_s T]$ where $\lambda_s = \min(\beta, 1 - \beta)$. Hence, from the general discussion on GSP in section 6.3, it follows that the persistence $Q(T)$ of the GSP will decay exponentially for large T , $Q(T) \sim \exp[-\theta_s(\beta)T]$ and hence as a power law in the original time t , $Q(\infty, t) \sim t^{-\theta_s(\beta)}$ for large t . Given the nontrivial form of the stationary correlator $f_s(T)$ in Eq. (361), one would not, in general, be able to determine $\theta_s(\beta)$ explicitly. Seen from this angle, the fact that one can determine $\theta_s(\beta) = 1 - \beta$ explicitly is rather surprising. This result then adds to the list of correlators of GSP's for which the persistence exponent can be determined explicitly.

A further partial confirmation of the result $\theta_s(\beta) = 1 - \beta$ can be obtained by using perturbation theory around $\beta = 1/2$ for which the correlator reduces to purely exponential, i.e., the GSP is Markovian with correlator $f_s(T) = e^{-|T|/2}$ indicating that $\theta_s(1/2) = 1/2$. For $\beta = 1/2 + \epsilon$, one gets

$$f_s(T) = \exp(-|T|/2) + \epsilon \phi_s(T) + \mathcal{O}(\epsilon^2), \quad (362)$$

where $\phi_s(T) = \sinh(|T|/2) [|T| - 2 \ln(2 \sinh(|T|/2))]$. Using the perturbation the-

ory (around a Markov GSP) discussed in section 7, one then gets [230]

$$\begin{aligned} \theta_s(\beta = 1/2 + \epsilon) &= \frac{1}{2} \left[1 - \frac{\epsilon}{\pi} \int_0^\infty \phi_s(T) (1 - e^{-T})^{-3/2} dT \right] + \mathcal{O}(\epsilon^2) \\ &= \frac{1}{2} - \epsilon + \mathcal{O}(\epsilon^2). \end{aligned} \quad (363)$$

Thus, to order ϵ for small ϵ , the perturbation result in Eq. (363) is consistent with the exact prediction $\theta_s(\beta) = 1 - \beta$.

14.3. Linear interfaces: temporal survival probability

In the previous section we discussed the temporal persistence $Q(t_0, t)$ defined as the probability that the interface height at the origin, measured after a waiting time t_0 , does not return to its starting value $h(0, t_0)$ up to a subsequent time t measured since t_0 . Another natural question is the temporal survival probability $S(t_0, t)$, introduced in Ref. [281], which denotes the probability that the height does not return to its average value, i.e., to 0 during the time interval $[t_0, t + t_0]$. Note that for $t_0 = 0$, the temporal survival probability is identical to the temporal persistence $Q(0, t)$ since the interface starts at time 0 from a flat initial condition. However, in the opposite stationary regime $t_0 \rightarrow \infty$, $S(\infty, t)$ is certainly different from the temporal persistence $Q(\infty, t)$. This is because, the actual height is of $\sim \mathcal{O}(L^\alpha)$ in the stationary regime, so the probability $S(\infty, t)$ that starting from such a large value the height does not return to 0 must be very small for large systems and is certainly going to depend on the system size [281]. In contrast, the temporal persistence concerns the probability of no return to zero of the height difference $h(0, t + t_0) - h(0, t_0)$ (with $t_0 \rightarrow \infty$). Thus, the relevant stochastic process is different in the two cases. For the temporal survival probability, the relevant process is the original height itself $h(0, t)$. This is a Gaussian process with zero mean. We can compute the correlator $A(t_0 + t_1, t_0 + t_2) = \langle h(0, t_0 + t_1)h(0, t_0 + t_2) \rangle$ from Eq. (340)

$$A(t_0 + t_1, t_0 + t_2) = I(2t_0 + t_1 + t_2, L) - I(|t_1 - t_2|, L), \quad (364)$$

where $I(t, L)$ is given in Eq. (342). Taking $t_0 \rightarrow \infty$ while keeping t_1 and t_2 fixed, and using the asymptotic properties of the integral $I(t, L)$ in Eq. (343) we get

$$\lim_{t_0 \rightarrow \infty} A(t_0 + t_1, t_0 + t_2) = \frac{C}{2\beta} L^{2\beta z} - |t_1 - t_2|^{2\beta} g(|t_1 - t_2|/L^z). \quad (365)$$

The scaling function $g(x)$ in Eq. (342) can be expressed as, $g(x) = C \int_x^\infty dy y^{-2\beta-1} (1 - e^{-y}) = C x^{-2\beta}/2\beta - g_1(x)$ where $g_1(x)$ is the incomplete Gamma function

$$g_1(x) = C \int_x^\infty dy y^{-2\beta-1} e^{-y}. \quad (366)$$

Substituting this result for $g(x)$ in Eq. (365) gives

$$C(t_1, t_2) \equiv \lim_{t_0 \rightarrow \infty} A(t_0 + t_1, t_0 + t_2) = |t_1 - t_2|^{2\beta} g_1(|t_1 - t_2|/L^z), \quad (367)$$

where $g_1(x)$ is given in Eq. (366) and has the following asymptotics

$$g_1(x) \sim \begin{cases} \frac{C}{2\beta} x^{-2\beta} & \text{as } x \rightarrow 0, \\ C x^{-2\beta-1} e^{-x} & \text{as } x \rightarrow \infty. \end{cases} \quad (368)$$

When $t_1 = t_2$, using Eq. (368), the onsite height variance $\langle h^2(0, t_0 + t) \rangle$ approaches to $\sim L^{2\beta z}$ as $t_0 \rightarrow \infty$, in agreement with Eq. (338) since $\alpha = \beta z$. It is convenient to consider the normalized process $X(t) = \lim_{t_0 \rightarrow \infty} h(0, t_0 + t) / \sqrt{\langle h^2(0, t_0 + t) \rangle}$. This process is also Gaussian with zero mean and moreover its correlation function is stationary in the rescaled time $T = t/L^z$

$$\langle X(T_1)X(T_2) \rangle = f(T_1 - T_2) \text{ where } f(T) = |T|^{2\beta} g_1(|T|), \quad (369)$$

where $g_1(x)$ is given in Eq. (366). Note that, unlike in the case of temporal persistence, here the relevant process is stationary already in the original time t (just rescaled by L^z) and the logarithmic transformation $T = \ln t$ is not necessary to make the process stationary. Thus the survival probability $S(\infty, t)$ of the height field is precisely the probability that the normalized GSP $X(T)$ (with $T = t/L^z$) with zero mean and a correlator $f(T)$ does not cross zero up to time T . Once again, the problem reduces to the persistence $Q(T)$ of a GSP with correlator $f(T)$. From our general discussion in section 6.3, since the correlator $f(T) \sim e^{-|T|}/|T|$ decays faster than exponentially for large T as follows from Eq. (368), we expect that the persistence also decays exponentially for large T , $Q(T) \sim \exp[-\theta(\beta)|T|]$ with some nontrivial decay constant $\theta(\beta)$ that depends on the full correlator $f(T)$. Reverting back to the original time, $t = L^z T$, one then predicts that the equilibrium ($t_0 \rightarrow \infty$) survival probability behaves for large t as [281]

$$S(\infty, t) \sim \exp[-\theta(\beta)t/L^z] \sim \exp[-t/\tau_s] \text{ where } \tau_s = L^z/\theta(\beta). \quad (370)$$

While it is again difficult to estimate the constant $\theta(\beta)$, it follows that the typical time scale associated with the exponential decay of the survival probability behaves as $\tau_s \sim L^z$ for large L . This is in contrast to the temporal persistence in the stationary regime that decays as a power law for large t , $Q(\infty, t) \sim t^{-\theta_0(\beta)}$ where $\theta_0(\beta) = 1 - \beta$ and hence there is no system size dependent time scale. The theoretical prediction for the asymptotic behavior in Eq. (370) of the equilibrium survival probability, in particular the system size dependence of the time scale τ_s has been verified by extensive numerical simulations on a class of one dimensional linear interfaces (see Ref. [231] for details).

14.4. *Nonlinear interfaces: temporal persistence*

For nonlinear interfaces evolving via Eq. (325) or (326), one can define, as in the case of linear interfaces, the transient and steady-state persistence probabilities. However, unlike the linear interfaces, for nonlinear interfaces one generally lacks the $h \rightarrow -h$ symmetry. As a result, one needs to define positive and negative temporal persistence probabilities $Q_{\pm}(t_0, t)$ as discussed in the beginning of the section, e.g., see Eqs. (328) and (329). The corresponding transient (setting $t_0 = 0$) and steady-state (setting $t_0 \rightarrow \infty$) persistence probabilities decay as power laws for large t as in Eq. (330). In general, one then needs four exponents to describe the asymptotic power law decay of these probabilities: θ_0^+ , θ_0^- , θ_s^+ and θ_s^- .

Transient persistence: Unlike in the linear case, the height field in the nonlinear case (such as in Eqs. (325) and (326)) is non-Gaussian. Hence one can not use the results of the Gaussian process that were so useful in the linear case. The transient persistence exponents θ_0^\pm can then be determined only numerically. For example, Kallabis and Krug [280] computed the exponents θ_0^\pm numerically for a class of discrete nonlinear one dimensional growth models (which belong to the KPZ universality class as far as the growth and roughness exponents are concerned) and found that $\theta_0^+ = 1.18 \pm 0.08$ and $\theta_0^- = 1.64 \pm 0.08$ and within numerical accuracy, they are universal. In a recent experiment on liquid crystals (belonging to the KPZ universality class) [42], these exponents were measured and found to be $\theta_0^+ \approx 1.35$ and $\theta_0^- \approx 1.85$, not very far from the numerical results obtained directly by simulating the KPZ equation.

Steady-state persistence: As opposed to the transient case where analytical results seem very difficult to obtain, it turns out that for the steady-state persistence exponents θ_s^\pm , one can obtain at least some partial analytical information. A very general scaling relation for an arbitrary nonlinear interface was derived in Ref. [231] that relates the smaller of the pair θ_s^+ and θ_s^- to the growth exponent β of the interface

$$\min(\theta_s^+, \theta_s^-) = 1 - \beta. \quad (371)$$

For the special case where $h \rightarrow -h$ symmetry holds (such as for linear interfaces or nonlinear KPZ equation in one dimension), this generalized scaling relation reduces to $\theta_s = \theta_s^+ = \theta_s^- = 1 - \beta$ that was already derived for linear interfaces in Eq. (359). Numerical results for several one and two dimensional nonlinear interfaces are in agreement with this generalized scaling relation [231]. For example, for the one dimensional KPZ equation where $\beta = 1/3$, one would expect $\theta_s^+ = \theta_s^- = 2/3$ and the numerical results by Kallabis and Krug [280] $\theta_s^+ = \theta_s^- = 0.66 \pm 0.03$ are consistent with this analytical prediction. In contrast, for the one dimensional MBE equation (326) where one does not have the $h \rightarrow -h$ symmetry even in the steady state, it was found numerically in Ref. [231] that $\theta_s^+ = 0.66 \pm 0.02$ and $\theta_s^- = 0.78 \pm 0.02$. For this model, the growth exponent $\beta \approx 1/3$ is known only numerically. The numerical value of the smaller of the two exponents $\theta_s^+ = 0.66 \pm 0.02$ is consistent with the scaling relation (371). The relation (371) was also verified for a class of other nonlinear discrete growth models. For an extensive review of the numerical techniques and subtleties associated with such models the reader may consult Ref. [231].

The result (371) follows from the following observation. We consider the relevant process $Y(t; t_0) = h(0, t + t_0) - h(0, t_0)$. Since h is a non-Gaussian process, so is Y . Let us now consider the incremental correlation function

$$\sigma^2(t_1, t_2) = \lim_{t_0 \rightarrow \infty} \langle [Y(t_1; t_0) - Y(t_2; t_0)]^2 \rangle = \lim_{t_0 \rightarrow \infty} \langle [h(0, t_1 + t_0) - h(0, t_2 + t_0)]^2 \rangle. \quad (372)$$

It turns out that for generic self-affine interfaces (which do not have to be necessarily Gaussian), this incremental correlation function depends only on the time difference $|t_1 - t_2|$ in a power-law fashion for large $|t_1 - t_2|$ [249]

$$\sigma^2(t_1, t_2) \sim |t_1 - t_2|^{2\beta}, \quad (373)$$

where β is the growth exponent. While for linear interfaces one can prove this result explicitly (see Eq. (358)), for nonlinear interfaces it has been verified numer-

ically [249]. However, this is precisely the defining property of the ‘generalized’ fractional Brownian motion discussed in section 13. Unlike in the linear case, for nonlinear interfaces, due to the generic lack of $h \rightarrow -h$ symmetry in the steady state, one would expect the positive and negative persistence exponents to be generically different $\theta_s^+ \neq \theta_s^-$. The relation (371) then immediately follows from the scaling argument presented in section 13 for generic self-affine processes (not necessarily Gaussian) with incremental correlation function of the type in Eq. (373).

14.5. *Spatial persistence and spatial survival probability: linear and nonlinear interfaces*

So far we have discussed temporal persistence and temporal survival probability of fluctuating interfaces where the primary issue is to compute the probability of no return to the initial condition or to the average value of the interface height $h(x, t)$ between time intervals $[t_0, t_0 + t]$, but at a fixed point x in space. In an infinite system, this probability does not depend on x due to translational invariance. Alternatively one can pose similar question of persistence or survival probability of the height $h(x, t)$ as a function of x , but at fixed time t . This is the *spatial* counterpart of the temporal first-passage probabilities, first posed and studied in Ref. [87] for linear interfaces. In exact analogy with the temporal case, the spatial persistence $Q(x_0, x_0 + x)$ is the probability that the height $h(x, t)$, at a fixed time t , does not return to its value $h(x_0, t)$ over the *spatial* interval $[x_0, x_0 + x]$ along a given direction. A natural choice is to study this quantity in the steady state $t \rightarrow \infty$, so that $Q(x_0, x_0 + x)$ is independent of time. In Ref. [87], $Q(x_0, x_0 + x)$ was studied theoretically for Gaussian linear interfaces described by the Langevin equation (324) and it was found that $Q(x_0, x_0 + x)$ decays as a power law for large x , $Q(x_0, x_0 + x) \sim |x|^{-\theta}$ where the ‘spatial’ persistence exponent θ depends on the choice of x_0 . When x_0 is sampled uniformly from all points, then the average of $Q(x_0, x_0 + x)$ over x_0 gives the *steady-state* spatial persistence probability $Q_{SS}(x)$ that decays as $Q_{SS}(x) \sim |x|^{-\theta_{SS}}$ for large x . The exponent θ_{SS} is called the steady-state spatial persistence exponent. In contrast, if x_0 is sampled from a subset of points where the steady state height profile and its derivatives are *finite*, then the corresponding finite-initial-condition (FIC) persistence probability $Q_{FIC}(x) \sim |x|^{-\theta_{FIC}}$ for large x where θ_{FIC} is different from θ_{SS} . Indeed, it turns out [87] that θ_{FIC} and θ_{SS} are respectively the *spatial* analogues of the temporal persistence exponents θ_0 (transient) and θ_s (steady-state) defined in Eq. (330).

Let us first briefly discuss the spatial exponent θ_{FIC} . The exponent θ_{FIC} , just as its temporal counterpart θ_0 turns out to be hard to compute [87] even for linear interfaces in Eq. (324). However, for linear interfaces, one can show rigorously [87] that θ_{FIC} is identical to the temporal persistence exponent $\theta(n)$ of the generalised random walk equation $d^n x/dt^n = \eta(t)$ (discussed in section 8.2) where η is Gaussian white noise and $n = \alpha + 1/2$ where $\alpha = (z - d - \gamma)/2$ is the roughness exponent. For instance, when $\alpha = 1/2$ (as in the case of Edwards-Wilkinson equation in 1-d), $n = 1$ and one has just the ordinary Brownian motion for which the temporal persistence exponent is $\theta(1) = 1/2$, indicating $\theta_{FIC}(\alpha = 1/2) = 1/2$. In contrast, for the Mullins-Herring equation in 1-d, where $\gamma = 0$ and $z = 4$, one has $\alpha = 3/2$ and hence $n = 2$. Thus θ_{FIC} in this case is identical to the persistence exponent for the random acceleration process discussed in section 3.2, $\theta_{FIC} = \theta(2) = 1/4$. Similarly, by choosing z and γ of the underlying interface, one can engineer higher values of n as well. For higher values of n , $\theta(n)$ can not be determined analytically. However, one can use approximation methods such as IIA discussed in section 8.2 to obtain rather accurate estimates of $\theta(n)$ for $n > 2$ and hence of θ_{FIC} [87].

In summary, the exact mapping between the spatial and the temporal process mentioned above provides a physical realization of the generalized random walk process $d^n x/dt^n = \eta(t)$ with arbitrary n [87].

We now turn to the steady-state spatial persistence exponent θ_{SS} . It turns out that this can be determined analytically in terms of the roughness exponent α of the interface. Consider a fluctuating interface in its steady state. For the spatial persistence $Q_{SS}(x)$, we need to compute the no-zero crossing probability of the relevant process $Z(x, t) \equiv h(x_0 + x, t) - h(x_0, t)$ as a function of x . From generic scaling arguments it follows [249] that for fluctuating interfaces in the steady state ($t \rightarrow \infty$), the incremental correlation function of the relevant process $Z(x, t)$ between two spatial points x_1 and x_2 behaves, for large $|x_1 - x_2|$, as a power law

$$\langle [Z(x_1, t) - Z(x_2, t)]^2 \rangle \sim |x_1 - x_2|^{2\alpha}, \quad (374)$$

where $\alpha > 0$ is the roughness exponent. For linear interfaces in Eq. (324), this scaling behavior in Eq. (374) can be established analytically with roughness exponent $\alpha = (z - d - \gamma)/2$. For nonlinear interfaces such as the KPZ or the MBE equation, while one can not show this rigorously one expects this scaling relation to hold on general grounds (indeed this is just the defining equation for the roughness exponent α). Thus, from our discussion in section 13, it follows that the relevant process $Z(x, t)$, as a function of x , is a generalised fBM (not necessarily Gaussian) with Hurst exponent $H = \alpha$ for $0 < \alpha < 1$. Consequently, from the general result, $\theta = 1 - H$, of the persistence exponent of a generalised fBM with Hurst exponent H , it follows that for $0 < \alpha < 1$ [231]

$$\theta_{SS} = 1 - \alpha. \quad (375)$$

For the case of EW or KPZ interfaces in $d = 1$, we have $\alpha = 1/2$ and hence $\theta_{SS} = 1/2$ [87]. This result has been confirmed [282] in the numerical simulations of the Family model and has also been measured experimentally: for fluctuating step edges in Al/Si(111) system [270] and fluctuating combustion fronts in paper [39].

As in the case of spatial persistence, one can equivalently define [282] the spatial analogue of the temporal survival probability, namely the probability that the interface height $h(x, t)$ stays above its average value 0 over the spatial interval $[x_0, x_0 + x]$ along a given direction. It is natural to first consider the steady state limit $t \gg L^z$, where sampling x_0 uniformly from all points in the steady state and averaging over x_0 , one obtains the steady state spatial survival probability $S_{SS}(x, L)$. However, unlike in the temporal case, numerical simulations [282] suggest that $S_{SS}(x, L)$ does not decay with x as a power law for $1 \ll x \ll L$ and instead, it does depend on the system size L even for large L . Simulations for various system sizes suggest [282] instead that $S_{SS}(x, L)$ has the scaling behavior: $S_{SS}(x, L) = F_{SS}(x/L)$, for large x and large L but with the ratio $z = x/L$ fixed. These numerical findings were confirmed later in an analytical study of $S_{SS}(x, L)$ for EW interfaces [283], where an exact mapping between the spatial statistics of 1-d EW interfaces at equilibrium and the temporal statistics of 1-d Brownian motion was exploited to develop a path integral formalism to compute the non-trivial scaling function $F_{SS}(z)$ analytically. The expression of this scaling function $F_{SS}(z)$ turns out to be rather complicated involving integrals over special functions [283]. However, a simpler and more explicit functional form of $F_{SS}(z)$ was derived in Ref. [283] using an approximate ‘deterministic’ approach to evaluate this path integral and the analytical results were found to be in good agreement with simulation results.

One can similarly study the spatial survival probability in the growing regime $t \ll L^z$. In this case, the spatial survival probability $S_{\text{gr}}(x, t)$, i.e., the probability that the height fluctuation around its average (which is 0) does not change sign over a distance x , depends on x and t , but not on L for $t \ll L^z$. The subscript “gr” in $S_{\text{gr}}(x, t)$ denotes that one is in the growing regime $t \ll L^z$. Given that in the steady state regime $t \gg L^z$, the same quantity exhibits the scaling behavior $S_{\text{SS}}(x, L) \sim F_{\text{SS}}(x/L)$, one would expect that in the opposite growing regime $t \ll L^z$, $S_{\text{gr}}(x, t)$ should exhibit a similar scaling behavior, $S_{\text{gr}}(x, t) \sim F_{\text{gr}}(x/t^{1/z})$. Essentially the effective length scale is L in the steady state regime $t \gg L^z$, while it is $t^{1/z}$ in the growing regime. When $t \sim L^z$, $S_{\text{gr}}(x, t)$ crosses over to $S_{\text{SS}}(x, L)$. Note that for nonlinear interfaces in the growing regime, one has to distinguish, as before, the positive and negative excursions due to the lack of $h \rightarrow -h$ symmetry. Thus, generically, in the growing regime, one would expect two different scaling functions for the positive (negative) spatial survival probability, $S_{\text{gr}}^{\pm}(x, t) \sim F_{\text{gr}}^{\pm}(x/t^{1/z})$. Unfortunately, there have not been much theoretical studies to confirm this scaling behavior in the growing regime. However, recent experimental studies in liquid crystals by Takeuchi and Sano [42] did confirm this scaling behavior for the positive (negative) spatial survival probabilities. The authors of Ref. [42] found that the scaling functions $F_{\text{gr}}^{\pm}(z) \sim \exp[-\kappa_{\pm}z]$ for large z with $\kappa_+ = 1.9(3)$ and $\kappa_- = 2.0(3)$. Note however, the authors in Ref. [42] actually measure the spatial *survival probability*, though in their paper they call it spatial *persistence*. In Ref. [284] the authors derived an exact formula for the persistence of the so-called Airy₁ process, which describes the fluctuations of KPZ (flat) interfaces in the growing regime. By evaluating numerically their exact formula, expressed in terms of Fredholm determinants, they could evaluate $\kappa_- = 1.83$, in reasonably good agreement with the experimental measurements [42].

14.6. Persistence properties in flat versus radial geometry

In our discussions so far, we have considered fluctuating interfaces in a cylindrical geometry, i.e., interfaces growing on a d -dimensional flat substrate of fixed size L and with periodic boundary conditions in each of the d -directions. In many real systems such as growing bacterial colony, growing tumour, or growing droplet of the turbulent phase in the recent liquid crystal experiment [42], the surface grows radially from an initial seed at the origin and hence the relevant geometry is the radial one. While some of the local scaling properties of the surface do not depend on the details of the geometry, it turns out that for some observables, such as the autocorrelation function of the height fluctuation and consequently its persistence properties are qualitatively different in the flat and radial geometry [285]. For instance, the width of the interface in the radial geometry keeps growing as a power law in time $W(t) \sim t^{\beta}$ and does not saturate to $W \sim L^{\alpha}$ for large t as in the flat case [285]. In other words, the Family-Vicsek scaling behavior valid for flat geometry no longer holds for the circular geometry, because in this latter case there is no ‘steady state’ or stationary regime. One has only the growing regime. In Ref. [285], Singha studied analytically the autocorrelation function of the height fluctuation $A_0(t_1, t_2)$ for linear interfaces in the radial geometry and found that for large t_2 (with fixed t_1), $A_0(t_1, t_2)$ approaches a constant. This is in contrast to the flat geometry, for instance for 1-d flat geometry in Eq. (350), where it decays as a power law $t_2^{-(1-2\beta)}$ to zero as $t_2 \rightarrow \infty$.

Singha also studied the temporal persistence probability $Q(0, t)$ of linear interfaces in the radial geometry and found [285] that it decays as a power law for large t , $Q(0, t) \sim t^{-\theta_r}$ but the exponent θ_r is different from θ_0 of the flat geometry. For

nonlinear interfaces, due to the lack of $h \rightarrow -h$ symmetry, one needs to define as before a pair of persistence probabilities, $Q^\pm(0, t) \sim t^{-\theta_r^\pm}$ with a pair of persistence exponents θ_r^\pm . Simulations on the on-lattice Eden model in 2-d show that $\theta_r^+ = 0.88 \pm 0.02$ and $\theta_r^- = 0.80 \pm 0.02$ [285]. Similar results were also obtained for the off-lattice Eden model simulations in 2-d [286]. These radial exponents are thus considerably smaller than the corresponding exponents in the (1 + 1) dimensions with a flat substrate [280]: $\theta_0^+ = 1.18 \pm 0.08$ and $\theta_0^- = 1.64 \pm 0.08$. In a recent experiment on a growing circular droplet of turbulent phase in a nematic liquid crystal, these radial persistence exponents were measured [42, 286]: $\theta_r^+ = 0.81(2)$ and $\theta_r^- = 0.80(2)$. Thus, both numerics as well as experiments suggest that within numerical or experimental precisions, the positive and the negative persistence exponents in the circular geometry are very close to each other, i.e., $\theta_r^+ \approx \theta_r^-$, in stark contrast to the flat geometry. This is a rather surprising result because a priori one would expect $\theta_r^+ \neq \theta_r^-$ due to the absence of $h \rightarrow -h$ symmetry. Somehow in the circular geometry this lack of inversion symmetry does not seem to have a significant effect on the persistence exponents [286].

15. Discrete persistence

Up to now, we have been focusing on processes that are continuous in time. In this section we want to discuss discrete-time processes. Such processes could either be intrinsically discrete, or they could represent data sampled at fixed time intervals from a continuous process. The latter could arise, for example, from experimental data that is sampled at a finite rate. As a by-product of this study we will find that the discrete sampling methodology will suggest a method (the ‘‘correlator expansion’’ [287]) for obtaining improved accuracy for the persistence exponent of continuous time processes, such as the diffusion equation.

To be precise, we will consider a stationary stochastic process in continuous time T , sampled at discrete times $T_1, T_2, \dots, T_n = T$, separated by a uniform window size, $T_i - T_{i-1} = \Delta T$, such that $T = n\Delta T$ (Fig. 18). The persistence $Q(T)$ of

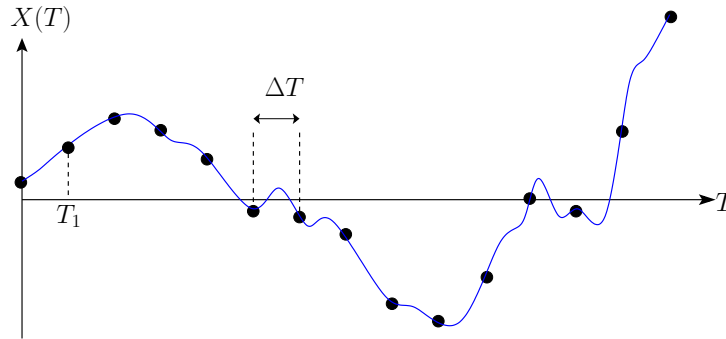


Figure 18. Discrete persistence: the stationary stochastic process $X(T)$, which is continuous in time, is sampled at discrete times T_1, T_2, \dots , separated by a uniform time window $\Delta T = T_i - T_{i-1}$.

the underlying continuous process is approximated as $Q(T) \approx Q_n$, where Q_n is the probability that the process is positive at all n discrete points. For non-infinitesimal ΔT , Q_n is different from $Q(T)$ because the process can change sign more than once between any two successive discrete times (Fig. 18). This fact leads to the obvious inequality $Q(T) < Q_n$ for all $\Delta T > 0$. However, we note that the approximation $Q(T) \approx Q_n$ will improve as ΔT decreases, and in the limit $\Delta T \rightarrow 0$, $n \rightarrow \infty$ keeping $T = n\Delta T$ fixed, $Q_n \rightarrow Q(T)$. In the opposite limit, $\Delta t \gg \tau$, where τ is the correlation time of the process, the stochastic variables at different discrete time

points become uncorrelated, and $Q_n \rightarrow 2^{-n}$, since the value at each point is positive with probability $1/2$. The main question we want to address is how the discrete persistence Q_n interpolates between its two limiting forms as the time increment ΔT increases from zero to infinity. This problem was first addressed in Ref. [288], where it was shown that, for any Gaussian Stationary Process, $P_n \sim [\rho(\Delta T)]^n$ for large n , where the function $\rho(\Delta T)$ is, in general, nontrivial, with the limiting behaviour

$$\rho(\Delta T) \sim \begin{cases} 1 - \theta \Delta T, & \Delta T \rightarrow 0, \\ 1/2, & \Delta T \rightarrow \infty, \end{cases} \quad (376)$$

where θ is the usual (i.e. continuous-time) persistence exponent. For $\Delta T \rightarrow 0$ we recover the continuous persistence, $Q_n \rightarrow (1 - \theta \Delta T)^n \rightarrow \exp(-\theta T)$, where $T = n\Delta T$. The general goal is to compute the function $\rho(\Delta T)$.

As a simple example we consider a stationary Gaussian Markov process, namely the Ornstein-Uhlenbeck process

$$\frac{dX}{dT} = -\mu X + \eta(T), \quad (377)$$

where, as usual, $\eta(T)$ is Gaussian white noise with mean zero and correlator $\langle \eta(T)\eta(T') \rangle = 2D\delta(T - T')$. This process corresponds to the heavily damped motion of a particle moving in the potential $V(x) = \mu x^2/2$. The probability, $Q(X, T)$, that the particle has not crossed the origin up to time T , satisfies the Backward Fokker Planck (BFP) equation

$$\frac{\partial Q}{\partial T} = D \frac{\partial^2 Q}{\partial X^2} - \mu X \frac{\partial Q}{\partial X}, \quad (378)$$

with boundary conditions $Q(0, T) = 0$ and $Q(\infty, T) = 1$ for all T . The initial condition is $Q(X, 0) = 1$ for all $X > 0$. The solution is

$$Q(X, T) = \operatorname{erf} \left[\frac{e^{-\mu T} X}{\sqrt{2D'(1 - e^{-2\mu T})}} \right], \quad (379)$$

where $D' = D/\mu$.

For $\mu > 0$ one obtains, for large T , the separable form $Q(X, T) \sim \exp(-\mu T)X$, an exponential decay with persistence exponent $\theta = \mu$. To compute the discrete persistence, we will need the Green's function $G(X_2, T_2|X_1, T_1)$, which gives the probability that the particle, starting at X_1 at time T_1 reaches X_2 at time $T_2 > T_1$. This is readily computed from the Langevin equation (377). The result is

$$G(X_2, T_2|X_1, T_1) = \frac{1}{\sqrt{2\pi D'(1 - a^2)}} \exp \left[-\frac{(X_2 - aX_1)^2}{2D'(1 - a^2)} \right], \quad (380)$$

where $a = \exp[-\mu(T_2 - T_1)]$.

The discrete persistence Q_n of the continuous process $X(T)$ in Eq. (377) can be computed as follows. Let $Q_n(X)$ be the probability that, starting at X at time $T = 0$, the process $X(T)$ remains positive at all the discrete times $T_1 = \Delta T$, $T_2 = 2\Delta T$, \dots , $T_n = n\Delta T$, with uniform window size ΔT . The discrete persistence is then $Q_n = \int_0^\infty Q_n(X)P_0(X) dX$, where $P_0(X)$ is the distribution of the initial

position of the particle. Using the Markov property of the process (377) one can readily derive the following recursion relation for $Q_n(X)$:

$$Q_{n+1}(X) = \int_0^\infty G(Y, \Delta T|X, 0) Q_n(Y) dY , \quad (381)$$

where G is the propagator given by Eq. (380), with $a = \exp(-\mu \Delta T)$ and $Q_0(X) = 1$ for all $X > 0$. This recurrence relation is the discrete analogue of the continuous BFP equation (378).

The presentation can be simplified by introducing the rescaled variable $x = X/\sqrt{D'(1-a^2)}$. The recursion relation then reads

$$Q_{n+1}(x) = \frac{1}{\sqrt{2\pi}} \int_0^\infty \exp[-(y-ax)^2/2] Q_n(y) dy. \quad (382)$$

Here we consider only the case $\mu > 0$ (for a discussion of the case $\mu < 0$ see Ref. [288]). The continuous case suggests that $Q_n(x)$ will approach the form $Q_n(x) \rightarrow \rho^n q(x)$ for $n \rightarrow \infty$ at fixed x . Substituting this form into Eq. (381) yields an integral-eigenvalue equation for $q(x)$:

$$\rho q(x) = \frac{1}{\sqrt{2\pi}} \int_0^\infty \exp[-(y-ax)^2/2] q(y) dy. \quad (383)$$

We are interested only in the largest eigenvalue, since it determines the asymptotic behavior of $Q_n(x)$ for large n , and we shall call this eigenvalue $\rho(a)$, since it depends continuously on a .

Eq. (383) has, of course, many eigenvalues, but we are interested only in the largest one since it dominates the large- n behaviour of $Q_n(x)$. We first consider the limit $a \rightarrow 0$, equivalent to $\Delta T \rightarrow \infty$. For this case Eq. (383) has the solution $q(x) = \text{const.}$, with eigenvalue $\rho = 1/2$, implying $Q_n(x) \rightarrow \text{const. } 2^{-n}$ as expected, with the constant fixed as unity by the initial condition $Q_0(x) = 1$ for $x > 0$.

We now show how one can compute $\rho(a)$ perturbatively, as a formal power series in the quantity $\epsilon = 2a/(1+a^2)$. First we expand the factor $\exp(axy)$ from the exponential in Eq. (383), and integrate term by term. This gives

$$\rho q(x) = \frac{\exp(-a^2 x^2/2)}{\sqrt{2\pi}} \sum_{n=0}^\infty \frac{b_n}{\sqrt{n!}} (\sqrt{ax})^n , \quad (384)$$

where

$$b_n = \frac{a^{n/2}}{\sqrt{n!}} \int_0^\infty dy y^n \exp(-y^2/2) q(y) . \quad (385)$$

Substituting Eq. (384) into Eq. (385) gives the matrix eigenvalue equation [288]

$$\rho b_n = \sum_{m=0}^\infty A_{nm} b_m , \quad (386)$$

where the matrix elements A_{nm} are given by

$$A_{nm} = \frac{1}{\sqrt{4\pi(1+a^2)}} \epsilon^{(n+m)/2} \Gamma[(n+m+1)/2] / \sqrt{n!m!} , \quad (387)$$

a	ρ_{num}	ρ_{pert}
1.0	1	1
0.8	0.852 454 7	0.852 454 696 506
0.6	0.740 595 9	0.740 595 939 159
0.4	0.647 766 6	0.647 766 585 747
0.2	0.5684903	0.568490321623
0.0	1/2	1/2

Table 2. Estimates of the eigenvalue $\rho(a)$ for $0 \leq a \leq 1$ (data from Table 1 of Ref. [288]).

where we recall that $\epsilon = 2a/(1 + a^2)$. This approach enables us to convert an integral eigenvalue equation to a matrix eigenvalue equation, with matrix elements that decrease rapidly as n and m increase. Computing the largest eigenvalue of the $N \times N$ submatrix, $(n, m = 1, \dots, N)$, provides a rapidly converging sequence of estimates for that largest eigenvalue ρ . For a given N , the result is exact to $\mathcal{O}(\epsilon^{N-1})$. Table 2 gives estimates of the eigenvalue $\rho(a)$, correct to 12 decimal places, along with results obtained by numerical integration of Eq. (381) correct to seven decimal places [288]. One can also use a variational approach to estimating $\rho(a)$, but this does not seem to be as accurate as the perturbative method [288].

It is also possible to investigate discrete persistence for non-Markovian processes [289]. For the simplest non-Markovian process – the random acceleration process – a perturbative treatment along the lines used for the Ornstein-Uhlenbeck (OU) process is possible [289]. The main additional complication is that the matrix A_{nm} of the OU process becomes an object with four indices and the “vectors” b_n of the OU process become objects with two indices. For general non-Markovian processes, approximation schemes such as the Independent Interval Approximation (see section 8) have to be employed. We refer the interested reader to Ref. [289].

15.1. The correlator expansion

In this section, we discuss, based on the discrete persistence idea discussed above, yet another powerful approximation scheme to calculate the persistence exponent for a broad class of non-Markovian GSP’s. The same ideas can be used for non-stationary processes using the log-time transformation (Lamperti transformation) introduced earlier in this work.

We recapitulate the earlier discussion by first considering a non-stationary Gaussian variable $x(t)$, and recall that $x(t)$ may be mapped to a Gaussian stationary process (GSP) for the variable $X(T) = x(t)/\sqrt{\langle x^2(t) \rangle}$ via the log-time transformation $T = \ln t$. Then the persistence $Q(T)$ has the asymptotic form $Q(T) \sim \exp(-\theta T)$ for large T , and the correlator $A(T) = \langle X(T) X(0) \rangle$ is normalized to unity at $T = 0$. We shall employ the ideas of discrete persistence introduced above, in which the process is sampled at discrete times, to derive a perturbative scheme for computing persistence exponents [287]. If the process $X(T)$ is sampled discretely, then $X(T)$ may cross and recross zero between samplings, leading to an overestimate of the persistence. In other words, the persistence exponent, θ_D , of the discrete process will be smaller than the continuum exponent θ . If the process is sampled uniformly in T , we recall that the discrete persistence after n samplings, Q_n , behaves for large n as $Q_n \sim \rho^n$, where $\rho = \exp(-\theta_D \Delta T)$. Recall that for $\Delta T \rightarrow 0$ we have $\rho \rightarrow 1$ and $\theta_D \rightarrow \theta$, while for $\Delta T \rightarrow \infty$, $\rho \rightarrow 1/2$. Our approach [289] is to develop a series expansion for $\rho = \exp(-\theta_D T)$ in powers of the correlator, $A(\Delta T)$, between neighbouring discrete times.

The expansion is based on the obvious identity

$$Q_n = \left\langle \prod_{i=1}^n \Theta[X(i\Delta T)] \right\rangle, \quad (388)$$

where $\Theta(x)$ is the Heaviside step function, and the expectation value is taken in the stationary state. Now we can write $\Theta(X[i\Delta T]) = (1 + \sigma_i)/2$, where $\sigma_i = \text{sgn}[X(i\Delta T)]$, and expand the product to give [287]

$$Q_n = \frac{1}{2^n} \left(1 + \sum_{i<j}^n \langle \sigma_i \sigma_j \rangle + \sum_{i<j<k<l}^n \langle \sigma_i \sigma_j \sigma_k \sigma_l \rangle + \dots \right), \quad (389)$$

where the sums start at $i = 1$ and terms with odd numbers of σ 's vanish by symmetry. The terms are evaluated using the representation [287]

$$\sigma_k = \frac{1}{i\pi} \lim_{\epsilon \rightarrow 0} \int_{-\infty}^{\infty} \frac{dz_k z_k \exp(iz_k X_k)}{(z_k - i\epsilon)(z_k + i\epsilon)}, \quad (390)$$

where $X_k = X(k\Delta T)$. Evaluating the averages of the Gaussian process gives the desired correlation functions:

$$\langle \sigma_{k_1} \dots \sigma_{k_m} \rangle = \int \prod_{j=1}^m \left(\frac{dz_j}{i\pi z_j} \right) \exp \left(-\frac{1}{2} z_\alpha A_{\alpha\beta} z_\beta \right), \quad (391)$$

where $C_{\alpha\beta} = \langle (X(\alpha \Delta T)X(\beta \Delta T)) \rangle = A(|\alpha - \beta|\Delta T)$. Here there is an implied summation over α and β from 1 to m , and the A is the autocorrelation function of the process, as usual. We have already taken the limit $\epsilon \rightarrow 0$, with the understanding that the integrals are now principal part integrals.

We can now expand the exponential in Eq. (391) in powers of $C_{\alpha\beta}$ (for $\alpha \neq \beta$), leaving the terms with $\alpha = \beta$ unexpanded (recalling that $C_{\alpha\alpha} = 1$). Ref. [287] shows how the terms in the expansion can be represented diagrammatically. The organisation of the terms in the expansion is informed by the fact that for most physical processes (including all those considered below) the correlator $A(q\Delta T)$ decreases exponentially at large argument. Effectively we are carrying out a large ΔT expansion, so the correlator $A(\Delta T)$ is small and, because of the exponential decay at large ΔT , we can treat, in the expansion, $A(\Delta T)$ as first order and $A(q\Delta T)$ as q th order.

In Ref. [287] all terms up to 14th order in the correlator (i.e. including all combinations from $C(14\Delta T)$ to $C(\Delta T)^{14}$), are included, giving a series expansion for ρ . The series is summed with the aid of Padé approximants. There are a number of subtleties here, and we refer the reader to Ref. [287] for the technical details. Table 3 shows the results obtained by this method for the random acceleration process (which we regard as a test of the method) and the diffusive persistence for $d = 1, 2$ and 3 .

16. Persistence in disordered systems

So far in this review we have focussed on the persistence in *pure* systems (no quenched disorder) and we have seen that quite generically the persistence probability $Q(t)$ decays as a power law to zero at long times, $Q(t) \sim t^{-\theta}$ where θ is the

	Padé	Numerical
$\ddot{x} = \eta(t)$	0.2506(5)	1/4 (exact)
1d diffusion	0.1201(3)	0.12050(5)
2d diffusion	0.1875(1)	0.1875(1)
3d diffusion	0.237(1)	0.2382(1)

Table 3. Persistence exponents for the random acceleration process and for the diffusion equation in space dimensions $d = 1, 2, 3$ evaluated within the correlator expansion [287].

persistence exponent. In such pure systems, the relevant local field, such as the spin in 1-d Ising model undergoing $T = 0$ Glauber dynamics or the height of a fluctuating interface, changes sign infinitely often, albeit slowly. As we have seen in section 5.2, one exception to this generic behavior of persistence in pure systems occurs in the $T = 0$ Glauber dynamics of Ising model on a d -dimensional lattice with $d > 4$ [11] or for the q -state Potts model on a square lattice with $q > 4$ [145]. This is due to the existence of the so called ‘blocked’ configurations where the system gets trapped at late times and a finite fraction of spins never flip. As a result, the persistence $Q(t)$ approaches a finite nonzero constant $Q(\infty)$ as $t \rightarrow \infty$. Numerical simulations nevertheless suggest that $Q(t) - Q(\infty)$ still decays algebraically with time in such systems [145].

What happens to $Q(t)$ when one adds quenched randomness to the system? This is a natural question which has been studied extensively over the past two decades in a variety of disordered systems. In disordered systems, $Q(t)$ will of course vary from one realization of disorder to another. So, one is interested in the disorder averaged persistence $\overline{Q(t)}$ where the overline denotes the average over disorder. Newman and Stein [146] studied $\overline{Q(t)}$ in disordered spin systems, e.g., random ferromagnets and spin glasses, undergoing $T = 0$ Glauber dynamics and found several interesting results. They showed that generically disorder also leads to ‘blocking’ in metastable configurations and in many cases, a finite fraction of spins cease to flip, indicating that $\overline{Q(t)}$ tends to a nonzero constant $\overline{Q(\infty)}$ as $t \rightarrow \infty$. Moreover, in many cases, such as in the zero field Ising chain where the nearest neighbour couplings $J_{i,i+1}$ ’s are i.i.d random variables each drawn from a uniform distribution on $[0, 1]$, it was shown that $\overline{Q(t)} - \overline{Q(\infty)}$ decays to zero exponentially [146]. Numerical simulations in 2-d strongly diluted random bond Ising model on a square lattice confirmed this exponential decay [147].

Unfortunately, more explicit analytical results are not available currently for such disordered spin systems. However, there are few other systems with quenched disorder where the disorder averaged persistence, though highly nontrivial, can still be computed analytically. In the rest of the section, we will discuss three such examples in some detail. We will first consider the case of a single particle in one dimension diffusing in a random Brownian potential—the Sinai model where detailed analytical results can be obtained by a variety of techniques. Next, we will consider a single particle diffusing in a random layered velocity field—the Matheron-de Marsily model. Finally, we will consider an extended object, namely a Rouse polymer chain, diffusing in the Matheron-de Marsily velocity fields and we will see that the persistence of a tagged monomer of this polymer chain can be computed analytically.

16.1. Persistence in the one dimensional Sinai model

The Sinai model [290] is perhaps one of the simplest one dimensional models with quenched disorder that exhibits a rich variety of dynamical behaviors and yet,

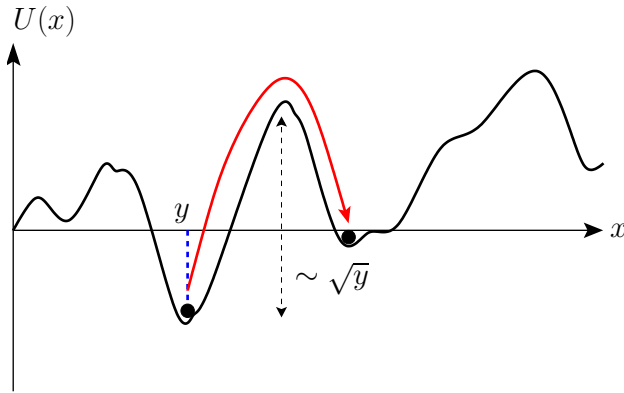


Figure 19. Illustration of the dynamics of a particle in a random potential where the potential $U(x)$ is itself a Brownian motion, the Sinai model (here without drift).

many nontrivial disorder averaged dynamical observables can still be computed analytically (for a review see [43, 291]). Consider a single Brownian particle diffusing on a line in presence of an external quenched (time independent) random potential $U(x)$

$$\frac{dx}{dt} = -U'(x(t)) + \eta(t), \quad (392)$$

where $\eta(t)$ is a Gaussian white thermal noise with $\langle \eta(t) \rangle = 0$ and $\langle \eta(t)\eta(t') \rangle = \delta(t - t')$ and $U'(x) = dU/dx$. In the Sinai model (i.e., the continuous space-time version of the model), one chooses the potential $U(x) = \sqrt{\sigma} B(x)$ where $B(x)$ represents the trajectory of a Brownian motion in space, i.e, $B(x) = \int_0^x \xi(x') dx'$ where $\xi(x)$ is a Gaussian noise with $\langle \xi(x) \rangle = 0$ and $\langle \xi(x)\xi(x') \rangle = \delta(x - x')$ and σ just represents the strength of the disorder.

In the Sinai model, one has increasingly large barriers and wells in the system since $U(x) \sim \sqrt{|x|}$ for large $|x|$ (see Fig. 19). Thus the particle often gets trapped in local minima and to move, it has to cross increasingly large barriers, leading to an extremely slow dynamics [43, 291]. A simple Arrhenius type argument shows that the typical time scale to cross a barrier is, $t \sim \exp[U(x)] \sim \exp[\sqrt{|x|}]$, indicating that the distance scales ultra slowly with time, $x \sim (\ln t)^2$. Consequently many dynamical observables in the Sinai model exhibit anomalous time dependence [43, 291]. A variety of techniques have been developed to compute different dynamical properties in the Sinai model analytically [43, 291, 292]. More recently, a powerful real space renormalization group technique has been developed [293–295] which, besides reproducing already known results, also gives access to the analytical computation of highly nontrivial quantities.

Let $Q(x_0, t)$ denote, for any fixed realization of the random potential, the persistence probability that the particle starting at $x_0 > 0$ does not return to the origin up to time t . One is then interested in the disorder averaged persistence $\overline{Q(x_0, t)}$ and in particular, its late time properties. Comtet and Dean [296] first computed $\overline{Q(x_0, t)}$ for the Sinai model using an exact probabilistic approach and found that for large t and fixed x_0

$$\overline{Q(x_0, t)} \sim \frac{2\sigma x_0}{\ln t}. \quad (393)$$

Thus, instead of a power law decay with time, it decays anomalously slowly as an inverse logarithm. This inverse logarithmic decay was also found in the lattice version of the model where the hopping rates of a particle are random quenched

variables [297–299]. In addition, the same exact result was also found from the analysis of the renormalization group mentioned earlier [293, 294]. Another interesting quantity is the so called ‘average persistence’ [298] where one considers the thermally averaged trajectory of the particle $\langle x(t) \rangle$ (which is deterministic in time for a given disorder realization but the trajectory varies from one disorder realization to another) and asks what is the probability (as one varies disorder) that the process $\langle x(t) \rangle$ does not cross zero up to time t . In Ref. [298], this average persistence was numerically found to decay for large t as $(\ln t)^{-\bar{\theta}}$ with $\bar{\theta} = 0.191 \pm 0.002$. This quantity was also shown to be related to the magnetization autocorrelation function of a transverse-field Ising chain [298].

One interesting question is whether one can compute these disorder averaged persistence probabilities for other types of random potentials apart from the Sinai one. Recently, using an interesting connection to extreme value statistics followed by robust scaling arguments, the result in Eq. (393) has been generalised to other self-affine random potentials in one dimension [238]. As an example, for a potential satisfying $U''(x) = \xi(x)$ (the spatial trajectory of a particle undergoing random acceleration), the result of Ref. [238] predicts that $\overline{Q(x_0, t)} \sim (\ln t)^{-1/6}$ for large t .

Another interesting generalisation is to the Sinai model as in Eq. (392) but in presence of an additional constant drift μ , positive or negative. In other words, the random potential in Eq. (392) is chosen to be, $U(x) = -\mu x + \sqrt{\sigma} B(x)$ where $B(x)$, as before, is a Brownian motion in space. The presence of a nonzero drift and the interplay between the drift and disorder qualitatively changes the persistence properties of the particle. One would expect that for positive drift $\mu > 0$ away from the origin, the particle, starting at $x_0 > 0$ will eventually escape to $+\infty$ with a finite probability. In contrast, for negative drift $\mu < 0$, the particle starting at $x_0 > 0$ will definitely cross the origin at some point. It turns out that the theoretical methods developed for the driftless Sinai model discussed above can be generalised to the drifted case, but only in the limit of *vanishing drift*, i.e., when $\mu \rightarrow 0$. For finite μ these methods can not be easily adapted. However, in Ref. [300] an alternative backward Fokker-Planck approach was developed that allowed exact analytical computation of the disorder averaged persistence $\overline{Q(x_0, t)}$ for arbitrary drift μ . In this approach, an exact mapping was found to a quantum mechanical problem which happened to be integrable [300]. The computation of the disorder averaged persistence required a knowledge of the full spectrum of the quantum mechanics problem [300]. We skip the details here and just summarize the main results below. Interested readers may consult Ref. [300] for details.

Positive drift ($\mu > 0$): In this case, the particle, starting at $x_0 > 0$, escapes to $+\infty$ with a finite probability before crossing the origin. In other words, the disorder averaged persistence $\overline{Q(x_0, t)}$ approaches a time-independent value as $t \rightarrow \infty$. Since this time-independent value $\overline{Q(x_0)} \equiv \overline{Q(x_0, \infty)}$ is actually a function of the starting position $x_0 > 0$, we will call this the ‘persistence profile’. In Ref. [300] the persistence profile $\overline{Q(x_0)}$ was computed exactly for arbitrary positive drift μ . The expression for general x_0 is a bit cumbersome involving special functions. However, the asymptotic behavior for large x_0 turns out to be rather simple and revealing. Defining the ratio $\nu = \mu/\sigma > 0$ one obtains [300]

$$1 - \overline{Q(x_0)} \sim \begin{cases} \frac{\nu-2}{\nu-1} e^{-2(\nu-1)\sigma x_0}, & \nu > 2 \\ \frac{1}{2\pi\sigma x_0} e^{-2\sigma x_0}, & \nu = 2 \\ \frac{A_\nu}{(2\sigma x_0)^{3/2}} e^{-\nu^2\sigma x_0/2}, & 0 < \nu < 2, \end{cases} \quad (394)$$

where $A_\nu = \pi^{3/2}\Gamma^2(\nu/2)/[\Gamma(\nu)(1 - \cos \nu\pi)]$. Evidently, the decay rate associated with the asymptotic exponential shape of the profile in Eq. (394) for large x_0 changes abruptly as ν goes through the ‘critical’ value $\nu = \nu_c = 2$. The origin of this ‘phase transition’ at $\nu_c = 2$ can be traced back to the fact that in the underlying quantum problem, the spectrum has bound states as well as scattering states for $\nu > 2$, while only scattering states for $\nu < 2$ [300]. Thus the criticality at $\nu_c = 2$ is triggered by the loss of bound states as ν decreases from $\nu > 2$ to $\nu < 2$. Note that this criticality at $\nu_c = 2$ could not be derived by other methods such as the real space renormalization group method. In the limit $\nu \rightarrow 0$, the exact result in Ref. [300] coincides with the results of the renormalization group calculation [293, 294].

Negative drift ($\mu < 0$): In this case, one expects the disorder averaged persistence to decay with time t . The physics is quite different from the $\mu > 0$ case. In Ref. [300], the asymptotic properties of $\overline{Q(x_0, t)}$ for large t was computed exactly. Once again, the ratio $\nu' = -\mu/\sigma > 0$ plays the role of a control parameter and one finds very different behaviors for $\nu' > 1$ and $\nu' < 1$. Summarizing

$$\overline{Q(x_0, t)} \sim \begin{cases} \theta\left(\frac{x_0}{\sigma(\nu'-1)} - t\right), & \nu' > 1 \\ \theta\left(\frac{x_0 \ln x_0}{\sigma} - t\right), & \nu' = 1 \\ \frac{x_0}{t^{\nu'}}, & 0 < \nu' < 1, \end{cases} \quad (395)$$

where $\theta(z)$ is the Heaviside step function: $\theta(z) = 1$ for $z > 0$ and $\theta(z) = 0$ for $z < 0$. Thus, for $\nu' > 1$ (where the drift overwhelms the disorder), the particle essentially moves ballistically towards the origin and crosses the origin at a finite time $t = x_0/[\sigma(\nu' - 1)]$. At the ‘critical’ point $\nu' = 1$, there is an additional logarithmic dependence on x_0 of this time scale. But the scenario changes abruptly for $0 < \nu' < 1$ where the persistence decays as a power law in time (as in a pure system) with a persistence exponent $\theta = \nu' = -\mu/\sigma$. This ‘phase transition’ at $\nu' = 1$ arises essentially due to the competition between drift and disorder and thus has a different physical origin than the transition at $\nu = 2$ for positive drift discussed above.

Interestingly, $\overline{Q(x_0, t)}$ can be computed exactly [300] for all $x_0 > 0$ and t for the special value $\nu' = 1/2$, where $\overline{Q(x_0, t)} = \text{erf}(x/\sqrt{2t})$ where $\text{erf}(z) = (2/\sqrt{\pi}) \int_0^z e^{-u^2} du$. But this is precisely the exact answer for a pure Brownian motion with *zero drift and zero disorder*. Thus, it seems, somewhat strangely, that at this special value $\nu' = 1/2$, the effect of disorder and drift somehow exactly cancel each other [300]. A similar coincidence at this special value $\nu' = 1/2$ was also noted in the context of the computation of other observables in the Sinai model, such as the distribution of the occupation time, i.e., the fraction of time of the interval $[0, t]$ the particle spends on the positive side starting at the origin [301, 302]. It would be interesting to further explore the deep reason behind this exact cancellation of drift and disorder at the special value $\nu' = 1/2$, i.e., $\mu = -\sigma/2$.

Finally, in the zero drift limit, the method developed in Ref. [300] also reproduces the already known results for the persistence in the driftless Sinai model. To summarize, for the Sinai model with arbitrary drift μ , the asymptotics of the disorder averaged persistence undergo interesting ‘phase transitions’ at the critical values $\mu = 2\sigma$ (i.e., $\nu = 2$), $\mu = 0$ and $\mu = -\sigma$ (i.e., $\nu' = 1$) and somewhat strangely, at the special value $\mu = -\sigma/2$ (i.e., $\nu' = 1/2$), the disorder averaged persistence coincides with the result for the pure case without drift.

16.2. Persistence of a particle in the Matheron-de Marsily velocity field

The Matheron-de Marsily (MdM) model, originally introduced to study the hydrodynamic dispersion of a tracer particle in porous rocks [303], provides perhaps one of the simplest and rare settings where the persistence probability of a particle can be computed analytically in a quenched disordered system. In the original $(1 + 1)$ -dimensional version of the MdM model, a single particle diffuses in a layered medium with one transverse (x) and one longitudinal (y) direction. While the motion along the transverse x direction is purely Brownian, along the longitudinal y direction the particle is advected by a drift velocity $v(x)$ that is a ‘quenched’ random function of only the transverse coordinate x (see Fig. 20). Even though the velocities in the different x layers are uncorrelated, the motion along the y direction gets correlated in time due to the multiple visits to the same transverse layer by the particle in a given time t . This generates a typical bias in the y direction giving rise to a super-diffusive longitudinal transport where typically the y coordinate grows with time as $y \sim t^{3/4}$ for large t [43, 304–306].

The original $(1 + 1)$ -dimensional MdM model can be easily generalised to $(d + 1)$ dimensions with d transverse and one longitudinal directions. Let x_i ($i = 1, 2, \dots, d$) denote the transverse coordinates of the particle while y denotes its longitudinal coordinate. The transverse coordinates perform ordinary Brownian diffusion

$$\dot{x}_i = \eta_i(t) , \quad (396)$$

where η_i ’s are standard zero mean Gaussian white noises with correlators, $\langle \eta_i(t) \eta_j(t') \rangle = \delta_{i,j} \delta(t - t')$. The longitudinal coordinate $y(t)$, in contrast, is driven by a random drift $v[\mathbf{x}(t)]$ that depends only on the transverse coordinates $\mathbf{x}(t) = \{x_i(t)\}$,

$$\dot{y} = v[\mathbf{x}(t)] + \xi(t) , \quad (397)$$

where $\xi(t)$ is again a delta correlated zero mean Gaussian white noise and is uncorrelated to the noises $\eta_i(t)$ ’s. The velocity field $v[\mathbf{x}]$ is quenched, i.e., for a given realization of the function v , one first evolves $y(t)$ via Eq. (397) and then one needs to ‘disorder average’ (denoted by overline) over different realizations of the random function v . We will choose $v[\mathbf{x}]$ to be a zero mean Gaussian random field with a short-ranged correlator

$$\overline{v[\mathbf{x}_1]v[\mathbf{x}_2]} = \frac{1}{(2\pi da^2)^{d/2}} \exp \left[-\frac{(\mathbf{x}_1 - \mathbf{x}_2)^2}{2da^2} \right] , \quad (398)$$

where the short-distance cut-off a represents the correlation length of the velocity field in the transverse direction. Physically, this mimics the fact that velocity layers have a finite thickness of width a . For $d < 2$, one can safely take the $a \rightarrow 0$ limit and recover the delta correlated disorder in the original MdM model. However, a nonzero cut-off is necessary for $d > 2$ in order for the MdM model in continuum space to be well defined. For $d > 2$, the *point* particle will feel the velocity fields in the transverse layers provided the layers have a nonzero thickness. The choice of a Gaussian function in Eq. (398) just makes the computations simple, but in principle one can choose any short range function in Eq. (398). The persistence properties to be discussed below are independent of this choice.

The persistence properties of the particle in the transverse directions are trivial since they represent ordinary Brownian motions. The interesting quantity is the persistence in the longitudinal direction. More precisely, one defines the persistence

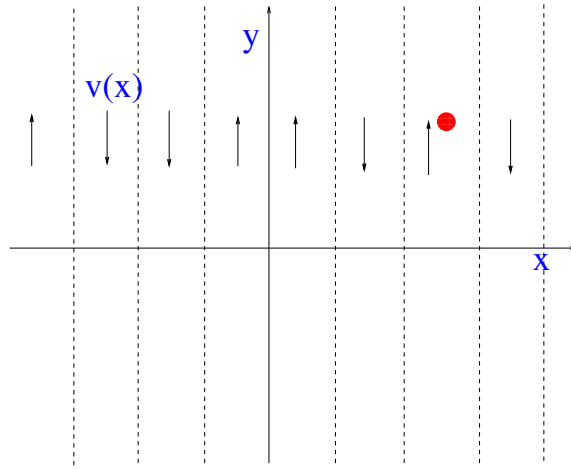


Figure 20. Schematic representation of the MdM model in $(1 + 1)$ -dimensions. The filled circle (red) represents the particle which performs ordinary Brownian motion in the x -direction, while in the y -direction it gets advected by a random velocity field $v(x)$ (represented by arrows) which depends only on the transverse coordinate x of the particle.

probability $Q(t)$ as the probability that the y coordinate of the particle does not return to its initial value up to time t . Of course, $Q(t)$ will vary from one realization of disorder (the velocity field) to another. The suitable quantity then is the disorder averaged persistence $\overline{Q(t)}$. This quantity was first studied by Redner [307]. Using heuristic physical arguments supported by numerical simulations, Redner conjectured the following rather rich asymptotic behavior [307]

$$\overline{Q(t)} \sim \begin{cases} t^{-d/4}, & 0 < d < 2 \\ (\ln t/t)^{1/2}, & d = 2 \\ t^{-1/2}, & d > 2, \end{cases} \quad (399)$$

indicating that $d = 2$ is a critical dimension below which the y coordinate of the particle survives longer (compared to ordinary diffusion) due to the presence of the random velocity field.

The arguments used by Redner in deriving these asymptotic results, though physically intuitive, were heuristic. A more rigorous derivation of these results were provided in Ref. [308] where it was shown that the stochastic process $y(t)$, representing the longitudinal coordinate of the particle in this $(d + 1)$ -dimensional MdM model can be identified as a fractional Brownian motion (fBM). While this process is non-Gaussian, it shares one crucial property with the standard Gaussian fBM (defined in section 13), namely its incremental correlation function $C(t_1, t_2) = E \left[(y(t_1) - y(t_2))^2 \right]$ is *stationary*, i.e., depends only on the time difference $|t_1 - t_2|$ and grows as a power law for large $|t_1 - t_2|$, $C(t_1, t_2) \sim |t_1 - t_2|^{2H}$ with the Hurst exponent $0 < H < 1$ that depends only on d [308]. As argued in section 13, only this property is enough to deduce that the persistence exponent $\theta = 1 - H$, even if the process is non-Gaussian. Using this property, one can then derive precisely the results in Eq. (399), as we briefly outline below.

Integrating Eq. (397) one gets

$$y(t) = \int_0^t \xi(\tau) d\tau + \int_0^t v[\mathbf{x}(\tau)] d\tau, \quad (400)$$

where we assume $y(0) = 0$. To relate this process to fBM, one needs to compute the expectation value $E \left[(y(t_1) - y(t_2))^2 \right]$ where E denotes an average over all realizations of $y(t)$ arising from thermal noises as well as the disorder, i.e., $E[\dots] \equiv \overline{\langle \dots \rangle}$. Before we do that, it is first instructive to compute the expected correlator $E[y(t_1)y(t_2)]$. Using Gaussian properties of the velocity field, this correlator can be computed in a straightforward manner. Omitting details [308], one finds that for all $d \neq 2, 4$ and for all t_1 and t_2

$$E[y(t_1)y(t_2)] = A \min(t_1, t_2) + B \left[(t_1 + a^2)^\beta + (t_2 + a^2)^\beta - (|t_1 - t_2| + a^2)^\beta - a^{2\beta} \right] \quad (401)$$

where $\beta = (4 - d)/2$, $A = 1 - 4a^{2-d}(2\pi d)^{-d/2}/(2 - d)$ and $B = 4(2\pi d)^{-d/2}/(2 - d)(4 - d)$. In the limit $d \rightarrow 4$, B diverges but $\beta \rightarrow 0$, and the second term just becomes a logarithm, but stays finite. Putting $t_1 = t_2 = t$ in Eq. (401), one gets the results for the variance for all $t \geq 0$

$$E[y^2(t)] = At + 2B \left[(t + a^2)^\beta - a^{2\beta} \right]. \quad (402)$$

This result clearly demonstrates the role of the cut-off a and the critical dimension $d = 2$. For $d < 2$, or equivalently $\beta = (4 - d)/2 > 1$, the second term in Eq. (402) dominates for large t , giving rise to a super-diffusion: $E[y^2(t)] \approx 2Bt^{(4-d)/2}$. The cut-off a plays no role for $d < 2$ and one can safely take the limit $a \rightarrow 0$ in Eq. (402). In contrast, for $d > 2$, i.e., $\beta < 1$, the first term in Eq. (402) dominates for large t giving rise to normal diffusion, $E[y^2(t)] \approx At$ where $A = 1 - 4a^{2-d}(2\pi d)^{-d/2}/(2 - d) > 0$ depends explicitly on the cut-off a .

Using Eq. (401), the incremental correlation function can be computed explicitly for all $t_1, t_2 \geq 0$

$$C(t_1, t_2) = E \left[(y(t_1) - y(t_2))^2 \right] = A|t_1 - t_2| + 2B \left[(|t_1 - t_2| + a^2)^{2\beta} - a^{2\beta} \right]. \quad (403)$$

Thus, in the limit $|t_1 - t_2| \gg 1$, the correlator $C(t_1, t_2)$ again has two different asymptotic behavior depending on whether $d < 2$ or $d > 2$. In the former case, one has, $C(t_1, t_2) \approx 2B|t_1 - t_2|^\beta$ where $\beta = (4 - d)/2$. Thus, the process, though non-Gaussian, shares the same incremental correlator as a fBM with Hurst exponent $H = \beta/2 = 1 - d/4$. For $d > 2$, in contrast, the first term on the rhs of Eq. (403) dominates, indicating $C(t_1, t_2) \approx A|t_1 - t_2|$ which then corresponds to a fBM with $H = 1/2$. This shows that for all $d \neq 2$, the longitudinal coordinate $y(t)$ of the particle is a generalised non-Gaussian fBM with a Hurst exponent

$$H(d) = \begin{cases} 1 - d/4, & 0 < d < 2 \\ 1/2, & d > 2. \end{cases} \quad (404)$$

It then follows immediately from the known first-passage property of the generalised fBM discussed in section 13 that the disorder averaged persistence $\overline{Q(t)}$ decays as a power law for large t , $\overline{Q(t)} \sim t^{-\theta(d)}$ where the persistence exponent [308]

$$\theta(d) = \begin{cases} d/4, & 0 < d < 2 \\ 1/2, & d > 2. \end{cases} \quad (405)$$

We now turn to the marginal case $d = 2$ where the incremental correlator behaves

as [308]

$$C(t_1, t_2) = A' |t_1 - t_2| + 2 B' \left[(|t_1 - t_2| + a^2) \ln(|t_1 - t_2| + a^2) - a^2 \ln(a^2) \right], \quad (406)$$

where A' and B' are two computable constants. Evidently, this correlator is stationary and for $|t_1 - t_2| \gg 1$, it has a power-law (with logarithmic correction) dependence with Hurst exponent $H = 1/2$. The analytical scaling argument leading to the result $\theta = 1 - H$ discussed in section 13 can be easily adapted to take into account this additional logarithmic correction and one finds [308], $\overline{Q(t)} \sim \sqrt{\ln t/t}$ for large t , thus recovering the result in Eq. (399) for $d = 2$.

In summary, one sees here that the longitudinal position $y(t)$ of a particle in a $(d + 1)$ -dimensional MdM model can be exactly represented as a generalised non-Gaussian fBM with a Hurst exponent $H(d)$ [as in Eq. (404)] that depends on the dimension d . Moreover, this exact connection allows one to use the known first-passage results for the fBM and thus derive analytically the asymptotic behavior of the disorder averaged persistence in the MdM model that were only known before via heuristic arguments and simulations. This technique of mapping to a generalised fBM, when it is true, was also used before in section 14 in the context of fluctuating interfaces. Thus this mapping, when valid, seems to be a rather powerful route for computing persistence exponents for complex Gaussian or non-Gaussian processes where there is no other known method available for computing the persistence properties. We will see one more example in the next section where the same method can be used successfully.

Finally, there have also been parallel developments in the mathematics literature in proving some of these results in a strictly rigorous sense, see e.g. Refs. [225, 226, 309].

16.3. *Rouse chain in a Matheron-de Marsily layered medium: persistence of a tagged monomer*

In the previous section, we considered a single particle in the Matheron-de Marsily layered velocity field. As demonstrated in the previous section, this model is one of the rare solvable models with quenched disorder where persistence exponents can be computed in all dimensions exactly by mapping the relevant process (the longitudinal coordinate of the particle) to a generalised non-Gaussian fBM with a specific Hurst exponent H and then using the known persistence property of the fBM, namely the relation $\theta = 1 - H$ connecting the persistence exponent θ and the Hurst exponent H . However, in the standard MdM model, we have a single particle. One interesting question is: can one find a solvable model for an extended object with spatial interaction in a quenched disordered system?

The original MdM model in $(1 + 1)$ dimensions for a single particle can be generalised to the case of an extended object like a polymer chain with spatial interaction between the monomers of the chain. The simplest case corresponds to the Rouse polymer chain where the nearest neighbour monomers have harmonic interactions between them [310]. More specifically, we consider a polymer chain embedded in a $(1 + 1)$ dimensional layered medium as before. The chain consists of N beads or monomers connected by harmonic springs. In addition, the chain is advected by a random layered velocity field as shown in Fig. 21. Let $[x_n(t), y_n(t)]$ denote the coordinates of the n -th bead at time t which evolve with time according to the

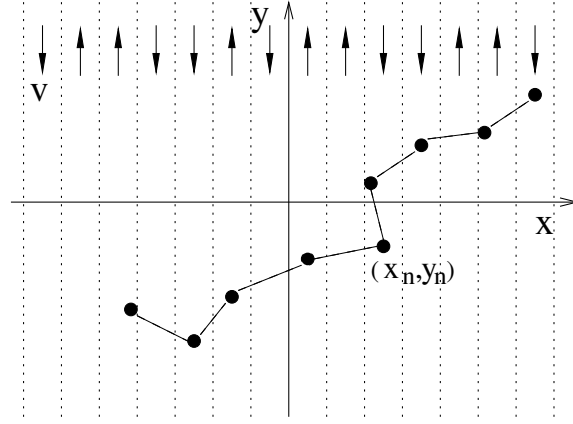


Figure 21. A Rouse chain in a random layered velocity field in $(1+1)$ dimensions.

following equations of motion

$$\frac{dx_n}{dt} = \Gamma (x_{n+1} + x_{n-1} - 2x_n) + \eta_1(n, t), \quad (407)$$

$$\frac{dy_n}{dt} = \Gamma (y_{n+1} + y_{n-1} - 2y_n) + v(x_n(t)) + \eta_2(n, t), \quad (408)$$

where Γ denotes the strength of the harmonic interaction between nearest neighbour beads, $\eta_1(n, t)$ and $\eta_2(n, t)$ represent the zero mean Gaussian thermal noises along the x and y directions respectively. They are independent of each other and each is delta correlated in time. The velocity field $v(x)$ is a random quenched function of x taken to be a Gaussian with the following moments

$$\overline{v(x)} = 0, \quad (409)$$

$$\overline{v(x)v(x')} = \delta(x - x'). \quad (410)$$

For a finite chain with N beads, the Eqs. (407) and (408) are valid only for the $(N-2)$ interior beads. The two boundary beads will have slightly different equations of motion. However, we will only focus here on an infinitely large chain ($N \rightarrow \infty$) so that the system is translationally invariant along the length of the chain and the boundary conditions are irrelevant.

Note that in the absence of the harmonic interaction term, i.e., when $\Gamma = 0$, this model reduces precisely to a single particle MdM model discussed in the previous section. In presence of the harmonic interaction, various transport properties of the chain in this model had been studied previously [311–314]. The persistence properties of a single tagged monomer in this model was first studied in Ref. [315]. One can define the following persistence probabilities [315],

$$Q_1(t, t_0) = \text{Prob.} [x_n(t') \neq x_n(t_0) \text{ for all } t' : t_0 < t' < t_0 + t], \quad (411)$$

$$Q_2(t, t_0) = \text{Prob.} [y_n(t') \neq y_n(t_0) \text{ for all } t' : t_0 < t' < t_0 + t], \quad (412)$$

where the former represents the probability that the x coordinate of a ‘marked’ bead or a ‘tagged’ monomer (say the n -th bead) does not return to its position at time t_0 within the time interval $[t_0, t_0 + t]$, while the latter represents the same probability for the y coordinate of the same bead. For an infinite chain, the system is translationally invariant along the length of the chain and hence these persistence probabilities do not depend on the bead label n . Note that in the second case,

by $Q_2(t, t_0)$ we mean the already disorder averaged persistence, i.e., $Q_2(t, t_0) \equiv \overline{Q_2(t, t_0)}$. We use the simple notation Q_2 just for convenience.

Since we are interested in the late time properties, one can conveniently replace the harmonic interaction term in Eqs. (407) and (408) by a continuous Laplacian operator

$$\frac{\partial x}{\partial t} = \frac{\partial^2 x}{\partial s^2} + \eta_x(s, t), \quad (413)$$

$$\frac{\partial y}{\partial t} = \frac{\partial^2 y}{\partial s^2} + v[x(s, t)] + \eta_y(s, t), \quad (414)$$

where s denotes the distance along the chain and we have rescaled the time to set the coefficient in front of the Laplacian to be unity. Interpreting $x \equiv h_1$ and $y \equiv h_2$, the equations (413) and (414) reduce to the evolution equation of two coupled one dimensional interfaces with heights h_1 and h_2 respectively [315].

Thus, the persistence $Q_1(t, t_0)$ is precisely the temporal persistence probability of the 1- dimensional Edwards-Wilkinson interface discussed in section 14. In contrast, $Q_2(t, t_0)$ represents the temporal persistence of a second interface that is driven by the first one through the coupling term $v[x(s, t)]$ in Eq. (414). As discussed in section 14, the late time behavior of $Q_{1,2}(t, t_0)$ depends on whether one is in the *transient* regime (corresponding to the $t_0 = 0$ fixed point) or in the *stationary* regime ($t_0 \rightarrow \infty$ fixed point). Thus, one can define two pairs of persistence exponents

$$Q_1(t, t_0 = 0) \sim t^{-\theta_0^1}, \quad \text{and} \quad Q_2(t, t_0 = 0) \sim t^{-\theta_0^2}, \quad (415)$$

$$Q_1(t, t_0 \rightarrow \infty) \sim t^{-\theta_s^1}, \quad \text{and} \quad Q_2(t, t_0 \rightarrow \infty) \sim t^{-\theta_s^2}, \quad (416)$$

where the superscripts 1 and 2 refer to the two coordinates x and y respectively, while the subscripts 0 and s refer respectively to transient and stationary temporal persistence exponents.

As discussed in section 14, the transient exponents are harder to compute. Even for the simple EW interface in Eq. (413), the exponent $\theta_0^1 \approx 1.55 \pm 0.02$ is known only numerically [230]. Similarly, analytical calculation of θ_0^2 seems also very hard. In contrast, the stationary persistence exponents θ_s^1 and θ_s^2 can be computed exactly [315]. In both cases, the strategy again is to map the relevant stochastic process to a generalised fBM with the property that its incremental correlation function is stationary and grows as a power law, $C(t_1, t_2) \sim |t_1 - t_2|^{2H}$ for large $|t_1 - t_2|$ with a calculable Hurst exponent H and then exploiting the result $\theta = 1 - H$ for the fBM. For the x coordinate (pure EW interface), this was already discussed in section 14 and one finds that the corresponding fBM (Gaussian in this case) has $H = 1/4$, implying $\theta_s^1 = 3/4$ [230]. As mentioned in section 14, this analytical result was verified experimentally in a system of fluctuating (1 + 1)-dimensional steps on Si-Al surfaces [37, 38]. For the y coordinate, one can follow a similar strategy and it was shown by exact computation of the incremental correlation function that the y process corresponds to a fBM (non-Gaussian) with $H = 7/8$, implying the exact result $\theta_s^2 = 1/8$ [315]. Summarizing, for (1 + 1)-dimensional Rouse chain in the MdM layers, the exact ‘stationary’ persistence exponents associated respectively with the x and the y coordinate of a tagged monomer are given by

$$\theta_s^1 = 3/4, \quad \text{and} \quad \theta_s^2 = 1/8. \quad (417)$$

This effective model of coupled fluctuating interfaces in (1 + 1)-dimensions were

generalised in Ref. [315] to $(d + 1)$ -dimensions and it was shown that for $d < 2$, the stationary persistence exponents are given exactly by [315]

$$\theta_s^1 = (2 + d)/4, \quad \text{and} \quad \theta_s^2 = (2 - d)/8. \quad (418)$$

For $d > 2$, it was shown [315] that $Q_1(t, t_0 \rightarrow \infty)$ decays faster than a power law for large t , namely, as a stretched exponential for $2 < d < 4$ and exponentially for $d > 4$. In contrast, $Q_2(t, t_0 \rightarrow \infty) \rightarrow \text{const.}$ as $t \rightarrow \infty$ for $d > 2$ [315].

Furthermore, Ref. [315] also considered the general case when the second interface evolves via Eq. (414), but the first interface may correspond to any generic growing interface, evolving not necessarily by the Edwards-Wilkinson equation. For example the first interface may evolve by the Kardar-Parisi-Zhang (KPZ) equation [276]. In general, this first interface will be characterized by a growth exponent β_1 and a dynamical exponent z_1 defined via the scaling form of the second moment of the height differences between two points in space, $\langle [h_1(\mathbf{r}_1, \tau_1) - h_1(\mathbf{r}_2, \tau_2)]^2 \rangle \approx |\tau_2 - \tau_1|^{2\beta_1} f(|\mathbf{r}_1 - \mathbf{r}_2|^{z_1}/|\tau_2 - \tau_1|)$. For example, for the $(1 + 1)$ -dimensional Edwards-Wilkinson equation one has $\beta_1 = 1/4$ and $z_1 = 2$, whereas for the $(1 + 1)$ -dimensional KPZ equation one has $\beta_1 = 1/3$ and $z_1 = 3/2$ [248]. One of the main results of Ref. [315] was to show that

$$\theta_s^2 = \beta_1/2. \quad (419)$$

In particular, Eq. (419) predicts that in $(1 + 1)$ -dimensions, if the first interface evolves via the KPZ equation, $\theta_s^2 = 1/6$, a prediction that was verified numerically [315].

In summary, for an extended Rouse chain in a layered random velocity field, one can make precise analytical predictions for some of the persistence properties. Let us end this section by pointing out that persistence properties of Rouse chains as well as semi-flexible polymer chains have also been studied in presence of a non-random shear velocity field and numerical as well as analytical estimates of the persistence exponents are available [316, 317].

17. Various generalisations of persistence

In this review, we have so far discussed the time dependence of the persistence probability $Q(t)$, i.e., the probability that a fluctuating field $\phi(x, t)$, at a fixed point x and as a function of t , does not change sign up to time t . The field $\phi(x, t)$ may represent the spin field in Ising model, or the height fluctuation of an interface. In many systems of physical interest, we have seen that $Q(t)$ decays as a power law, $Q(t) \sim t^{-\theta}$ for large t , with a characteristic persistence exponent θ . This basic quantity has been generalised in a number of ways and a variety of related observables have been studied, both theoretically and experimentally, in extended nonequilibrium systems over the past two decades. In this section, we discuss briefly some of these generalisations.

17.1. Occupation time and persistent large deviations

To start with, consider first a stochastic process $\phi(t)$ that has no x dependence. For example, $\phi(t)$ may represent the position of a single Brownian motion in 1-d evolving with time t via the stochastic equation, $d\phi(t)/dt = \eta(t)$ where $\eta(t)$ is a Gaussian, zero mean and delta correlated, white noise. The *occupation time* (or

residence time) fraction of the process $\phi(t)$ is simply the fraction of time that the process spends above its mean value (say 0) when observed over the period $[0, t]$

$$T_t = \frac{1}{t} \int_0^t \theta[\phi(\tau)] d\tau, \quad (420)$$

where $\theta(x)$ is the Heaviside step function, and we assume, for simplicity, that the process starts at the origin, $\phi(0) = 0$. Clearly, $0 \leq T_t \leq 1$, with the upper (lower) bound $T_t = 1$ ($T_t = 0$) achieved when the process ‘persists’ above (below) 0 over the full time interval $[0, t]$. Clearly, T_t is a random variable and its distribution $P(T_t, t)$ provides *more* detailed information about the evolution of the process than the simple persistence $Q(t)$. The occupation time fraction T_t has been studied for a long time in the probability literature since the seminal work of Lévy [318] who computed the distribution of T_t for a Brownian motion exactly and found that it is independent of t for all t and is simply given by

$$P(T_t = z, t) = \frac{1}{\pi} \frac{1}{\sqrt{z(1-z)}} \quad , \quad 0 \leq z \leq 1. \quad (421)$$

Since then the distribution of T_t has been studied for a variety of stochastic processes in the mathematics [319, 320] as well as physics literature (see e.g. the brief review [321]). Exact results are known only in few cases, such as for Lévy processes [163] and recently, for a more general class of renewal processes [322–324]. Even for simple Markov processes, such as $d\phi(t)/dt = t^{\alpha-1/2} \eta(t)$ with $\alpha > 0$, while the persistence exponent is $\theta = \alpha$ (obtained by the time transformation $t' = t^{2\alpha}$ that reduces it to an ordinary Brownian motion in time t') [325], the distribution $P(T_t, t)$ turns out to be highly nontrivial and difficult to compute [325, 326]. In many of these symmetric *nonstationary* systems, it turns out that $P(T_t = z, t)$ tends to a time independent limiting form as $t \rightarrow \infty$: $P(T_t = z, t \rightarrow \infty) = f(z)$ where $f(z)$ has support over $z \in [0, 1]$ and is symmetric around $z = 1/2$, as in the Brownian case in Eq. (421). While the precise form of $f(z)$ varies from one process to another, one can argue quite generically [218, 325] that near the endpoint $z \rightarrow 1$ (or equivalently as $z \rightarrow 0$), $f(z)$ has the singular behavior, $f(z) \sim (1-z)^{\theta-1}$ (or $z^{\theta-1}$ as $z \rightarrow 0$), where θ is the persistence exponent of the process. Hence the function $f(z)$ carries the information about the persistence exponent θ .

For *stationary* processes, e.g., the Ornstein-Uhlenbeck process, $P(T_t = z, t)$ does not converge to a limiting distribution. Instead it behaves for large t as, $P(T_t = z, t) \sim \exp[-t\Phi(z)]$ where $\Phi(z)$ is a large deviation function, that has been computed exactly for the Ornstein-Uhlenbeck process using a path integral approach [327].

The occupation time distribution has also been computed exactly in a class of disordered systems, such as for a Brownian particle moving in a random Sinai potential [301, 302] and also in models related to spin glasses [328]. The distribution of T_t has also been studied for one-dimensional Brownian diffusion in an external field [329] where it was shown that there exists a relation between the statistics of T_t and survival probability currents. Finally it has been very useful in analysing ergodicity properties in blinking quantum dots [330–332]—for a brief review see [333].

Occupation time in an extended system and persistent large deviations:

We discussed above the occupation time (fraction) T_t of a single stochastic process $\phi(t)$ that has no spatial dependence. For spatially extended fluctuating field $\phi(x, t)$, one can define an analogous quantity, $T_t = (1/t) \int_0^t \theta[\phi(x, \tau)] d\tau$ and study it, at

a fixed point x , as a function of t . For spatially extended systems, the study of occupation time (fraction) or equivalently the so called ‘sign-time’ fraction

$$M_t = \frac{1}{t} \int_0^t \text{sgn}[\phi(x, \tau)] d\tau \quad (422)$$

was initiated by Dornic and Godrèche [218] and simultaneously by Newman and Toroczkai [334]. Clearly, $M_t = 2T_t - 1$ and $-1 \leq M_t \leq 1$ and for translationally invariant (in space) systems, the distribution of M_t is independent of x . This distribution $P(M_t = y, t)$ was studied numerically for a variety of spatially extended systems, e.g., for the $T = 0$ Glauber dynamics of Ising chain [218], for a fluctuating diffusing field [218, 334] and for fluctuating interfaces [336]. These results indicated that for large t , as in the case of a single stochastic process discussed earlier, the distribution approaches a limiting shape, $P(M_t = y, t) \rightarrow f(y)$. The function $f(y)$ is supported over $-1 \leq y \leq 1$, symmetric around $y = 0$ and has a singular behavior at the two end-points $y \rightarrow \pm 1$, $f(y) \sim (1 \mp y)^{\theta-1}$ where θ again is the associated persistence exponent. The function $f(y)$ is hard to compute exactly and only approximate estimate is available using IIA for the diffusion equation in d -dimensions [218, 334]. Note that for the diffusion equation $\theta(d)$ increases monotonically with dimension d (see section 9). Hence, for $\theta(d) < 1$, the function $f(y)$ diverges at its end-points $y = \pm 1$ and has a U shape over its support. In contrast, for $\theta(d) > 1$, the function $f(y)$ vanishes at the end-points $y = \pm 1$ and $f(y)$ is a bell shaped function. For the diffusion equation, this transition from the U to bell shape takes place around $d \approx 36$ [334]. The distribution of M_t (422) has also been studied for the 2-d Ising model evolving with Glauber dynamics evolving at finite temperature $T > 0$ [335]. There it was shown, numerically, that, below the critical temperature $T < T_c$, the distribution $P(M_t = y, t)$ approaches a limiting shape $P(M_t = y, t) \rightarrow f(y)$ when $t \rightarrow \infty$. In this case, the limiting distribution $f(y)$ has support over $[-m_0(T), +m_0(T)]$ where $m_0(T) > 0$ is the equilibrium magnetization of the 2-d Ising model. Moreover it was shown that $f(y)$ is singular at $\pm m_0(T)$, $f(y) \sim [y \pm m_0(T)]^{\theta-1}$ where θ was found to be independent of T and given by the persistence exponent of the 2-d Ising model evolving with Glauber dynamics at $T = 0$, i.e. $\theta \simeq 0.22$ [10, 11]. This provides an interesting definition of the persistence exponent for the local magnetization of coarsening ferromagnets at finite temperature, $0 < T < T_c$.

Let us come back to the cases mentioned above where the quantity $-1 \leq M_t \leq 1$: M_t can itself be interpreted as ‘magnetization’ and $P(M_t = y, t \rightarrow \infty) = f(y)$ is the stationary distribution of the magnetization. However, one can also view M_t as a stochastic process in t that always lies inside the box $-1 \leq M_t \leq 1$. Consider this stochastic process M_t over a time window $[0, t]$. Dornic and Godrèche [218] posed the following interesting question: What is the probability that the process M_t (starting initially at $M_0 = 1$) stays above a level s (with $-1 \leq s \leq 1$) up to time t , i.e.,

$$R(t, s) = \text{Prob.}[M_\tau \geq s, \quad \text{for all } 0 \leq \tau \leq t]. \quad (423)$$

For instance, if one sets $s = 1$, $R(t, 1)$ is the probability that $M_\tau \geq 1$ for all $0 \leq \tau \leq t$. It follows from the definition of M_t in Eq. (422) that for this event to happen, the underlying process $\phi(x, \tau)$ must stay above 0 for all $0 \leq \tau \leq t$ which is simply the persistence probability $Q(t)$ of the underlying process. Hence, $R(t, 1) = Q(t) \sim t^{-\theta}$ for large t . In contrast, if one sets $s = -1$, $R(t, -1)$ is the probability that $M_\tau \geq -1$ for all $0 \leq \tau \leq t$. But this is always true since by

definition $-1 \leq M_\tau \leq 1$ for all τ . Hence $R(t, -1) = 1$ for all t . Indeed, Dornic and Godrèche found [218] numerically that, $R(t, s) \sim t^{-\theta(s)}$ for large t , where the exponent $\theta(s)$ depends continuously on s , interpolating between $\theta(-1) = 0$ to $\theta(1) = \theta$ (θ being the standard persistence exponent). This quantity $R(t, s)$ (named as ‘persistent large deviation’ by the authors of Ref. [218]) was also studied for fluctuating interfaces, both numerically for stochastic growth equations and also experimentally in Al/Si(111) and Ag(111) surfaces and the continuous family of exponents $\theta(s)$ was measured [337].

17.2. Persistence of domains and other patterns

So far we have been discussing the persistence of a field $\phi(x, t)$ at a fixed point x , e.g., the persistence of a spin at a fixed site on a q -state Potts chain evolving via the $T = 0$ Glauber dynamics starting from a random initial configuration of spins. A natural generalisation is to study the persistence or the survival probability of not just the spin at a fixed site, but a specific extended ‘pattern’ present in the initial random configuration. For example, consider the 1-d q -state Potts model and focus, say, on a particular domain (of a given color) present in the initial configuration. This domain is flanked on either side by a domain wall or a kink. In the $T = 0$ dynamics of the Potts chain, the domain walls diffuse with time and when two walls on either side of the marked domain meet, they either annihilate with probability $1/(q - 1)$ (when the two neighbouring domains of the marked one are of the same color) or aggregate with probability $(q - 2)/(q - 1)$ (when the neighbouring domains have different colors) [33, 339–342]. So, a natural question is: what is the probability that the marked domain survives up to time t , i.e., what is the probability that the two domain walls surrounding the marked domain do not collide up to time t ? Krapivsky and Ben Naim studied [343] this ‘domain persistence’ $S(t)$ for the 1-d q -state Potts model and found, both numerically and also analytically using an independent domain approximation, that it decays as a power law for large t , $S(t) \sim t^{-\psi}$, where the exponent $\psi(q)$ is nontrivial and depends on q . For example, for $q = 2$, $\psi \approx 0.126$ [343].

Another interesting question is: what is the probability $S_w(t)$ that two neighboring domains present in the initial configuration both survive up to time t , i.e., the probability that a given domain wall remains uncollided with other domain walls up to time t [342, 344]. This is precisely the ‘walker persistence’ problem briefly discussed at the end of section 5.1. This walker persistence decays as a power law with a nontrivial q -dependent exponent, $S_w(t) \sim t^{-\theta_w(q)}$ for large t . As discussed in section 5.1, for $q = 2$ and $q \rightarrow \infty$ limit, one can show analytically that $\theta_w(2) = 1/2$ and $\theta_w(\infty) = 3/2$ [342, 344]. For other intermediate values of q , $\theta_w(q)$ is nontrivial. Monthus computed $\theta_w(q)$ within a perturbation theory for small $(q - 1)$ and a rigorous upper bound, $\theta_w(q) \leq \ln(q)/[2 \ln 2]$, was established in Ref. [344]. The exponent $\theta_w(q)$ in $d < 2$ was also computed via a perturbative RG calculation with $\epsilon = 2 - d$ being the small parameter [345, 346].

A related question is the survival probability of a mobile ‘test’ (passive) particle in a fluctuating external field $\phi(x, t)$ [344]. For example, the fluctuating field could be a diffusing field or the height of a fluctuating interface. The field $\phi(x, t)$ evolves via its own dynamics independent of the test particle. The test particle moves according to some prescribed deterministic or stochastic rules and survives as long as the external field ϕ that it ‘sees’ at its own location (moving frame) does not change sign. This is then a natural generalisation of the ‘static’ persistence $Q(t)$ discussed in this review where the test particle is ‘immobile’. In Ref. [344], two types of test particle motions were studied. In one case the test particle adopts

a strategy to live longer (by coupling its dynamics to that of the background field ϕ) and in the other case, the test particle just undergoes random diffusion irrespective of the background field ϕ . In both cases, it was found numerically and in some special cases analytically that the survival probability of the mobile particle again decays as a power law at late times with a nontrivial exponent. Moreover, in some special cases, it was shown [344] that given a pattern present in the initial condition $\phi(x, t = 0)$, the persistence of this pattern can be computed by the following procedure: launch a mobile test particle into the system with a suitably engineered dynamics that depends on which pattern one is interested in and then compute the survival probability of this mobile particle which can then be identified as the persistence probability of the desired pattern in the initial field configuration [344].

17.3. Spatial structures of persistent sites

Another interesting generalisation of the standard site persistence is to investigate the spatial structures of all persistent sites in a given system at a fixed time. More precisely, consider the $T = 0$ Glauber dynamics of Ising or Potts chain, starting from a random initial configuration. Initially (at $t = 0$) we mark all the sites ‘black’. If the spin at a site changes at some time, it turns forever ‘white’. If we now look at the snapshot of the system at any given time t , all sites that are still black are persistent, while the white ones are not. We have seen before that the fraction of persistent (black) sites decay algebraically with time as $Q(t) \sim t^{-\theta}$ where θ is the standard persistence exponent. But it is equally interesting to study how the persistent (black) sites are distributed in space at a given fixed time t . Indeed, this question was first raised and investigated for the Ising model by Manoj and Ray [347–349]—see also [350] and for a short review [351]. The persistent sites were found to exhibit dynamic scaling [347] in the Ising model. However, in the q -state Potts model, the length scale that governs this dynamic scaling was found to change at some critical value of q where $\theta(q) = 1/2$ [352]. Recall that for the 1-d Potts model, $\theta(q) = -\frac{1}{8} + \frac{2}{\pi^2} \left[\cos^{-1} \left(\frac{2-q}{\sqrt{2q}} \right) \right]^2$. For the Ising $q = 2$ case, $\theta(2) = 3/8$ and $\theta(q \rightarrow \infty) = 1$. The value of q corresponding to $\theta(q) = 1/2$ is $q_c = 2/[1 + \sqrt{2} \cos(\sqrt{5}\pi/4)] = 2.70528\dots$. Hence $\theta(q) > 1/2$ for all integer $q \geq 3$.

To understand the spatial structure of persistent sites, it is useful to investigate the relevant length scales. There are two length scales at time t [352]. The first is the typical domain size, or, equivalently in the domain wall picture, the typical distance between two consecutive domain walls, which grows as $L_d(t) \sim t^{1/2}$ for the Potts model for any q . In contrast, the fraction of persistent sites decays as $t^{-\theta(q)}$, hence the mean distance between persistent sites grows as $L_p(t) \sim t^{\theta(q)}$. This suggests that the spatial structure of the persistent sites for $\theta(q) > 1/2$, where $L_p(t)$ is the larger of the two length scales, will be very different from the case $\theta(q) < 1/2$, where $L_w(t)$ is the larger of the two length scales. The characteristic length scale that controls the dynamic scaling of the spatial structure of the persistent sites turns out to be the larger of the two, $\xi(t) = \max[L_d(t), L_p(t)]$ [352]. To test this observation, let us consider the non-persistent intervals between two consecutive persistent sites and let $n(k, t)$ denote the number of such intervals (per site) of length k . The existence of the two competing length scales manifests itself in an unusual dynamic scaling of $n(k, t)$ [352]. A detailed investigation, both numerical as well analytical in the $q \rightarrow \infty$ limit, suggested the following dynamic scaling

behavior of $n(k, t)$

$$n(k, t) \sim \frac{1}{\xi^2(t)} f\left(\frac{k}{\xi(t)}\right), \quad (424)$$

where $\xi(t) = L_p(t) \sim t^{\theta(q)}$ for $\theta(q) > 1/2$ and $\xi(t) = L_d(t) \sim t^{1/2}$ for $\theta(q) < 1/2$.

Another useful insight may be obtained [347–350] by studying the function $C(r, t)$ that denotes the conditional probability that another site at a distance r is also persistent at time t . One can conveniently define a binary variable $\rho(x, t)$ such that $\rho(x, t) = 1$ if the site x is persistent at time t and $\rho(x, t) = 0$ otherwise. Then the probability that the site is persistent at time t is simply $Q(t) = \langle \rho(x, t) \rangle$ and $C(r, t) = \langle \rho(x, t)\rho(x+r, t) \rangle / \langle \rho(x, t) \rangle$. Due to the translational invariance in an infinite system, both $Q(t)$ and $C(r, t)$ do not depend on x . Clearly, as $r \rightarrow \infty$ the two sites separated by an infinite distance become uncorrelated and $C(r, t) \rightarrow Q(t) \sim t^{-\theta(q)}$. This happens for $r \gg \xi(t)$, which scales as $\xi(t) \sim t^{1/2}$, for any $\theta(q) < 1/2$, such as in the Ising case. Let us first on this $\theta(q) < 1/2$ case. In the opposite limit when $r \ll \xi(t) \sim t^{1/2}$, $C(r, t)$ becomes time independent and decays algebraically with distance r as, $C(r, t) \sim r^{-a}$ for $1 \ll r \ll \xi(t)$, where the exponent a turns out to be nontrivial [347]. These two limiting behaviors suggest, for $\theta(q) < 1/2$, a dynamic scaling of the form [347]

$$C(r, t) \sim t^{-\theta(q)} G\left(r t^{-1/2}\right), \quad (425)$$

such that the scaling function $G(y) \sim y^{-a}$ as $y \rightarrow 0$ and $G(y) \sim \mathcal{O}(1)$ as $y \rightarrow \infty$. The behavior $C(r, t) \sim r^{-a}$ for $r \ll t^{1/2}$ then provides a scaling relation, $a = 2\theta(q)$ needed to cancel the time dependence. The number of persistent sites within a distance R of a given persistent site is then estimated as $\int_0^R dr r^{-a} \sim R^{d_f}$ where $d_f = 1 - a = 1 - 2\theta(q)$. Consequently, the set of persistent sites form a fractal structure on the line with fractal dimension, $d_f = 1 - 2\theta(q)$ [351, 352]. Note, however, that this fractal structure occurs only when $\theta(q) < 1/2$, such that $d_f > 0$. For $\theta(q) > 1/2$, d_f sticks to the value 0 and the persistent sites form point like objects, i.e., isolated finite clusters [352].

In higher dimensions, a similar scaling as in Eq. (425) holds, and the persistent sites form a fractal with fractal dimension $d_f = d - 2\theta$, which makes sense only when $\theta < d/2$ [351, 352]. For $\theta > 1/2$, the persistent sites no longer have a fractal structure but become pointlike objects as in the 1-d case. This scaling relation $d_f = d - 2\theta$, as well as the conjectured scaling behavior in Eq. (425) were verified for various spins systems in different dimensions via extensive simulations [347–350]. In the 1-d case, the scaling was also studied analytically using an independent domain approximation [348].

17.4. Persistence in sequential versus parallel dynamics

So far we have discussed the persistence of a spin at the $T = 0$ Glauber dynamics in the Ising or Potts model, where the dynamics consists in picking a spin at random and updating its value to one of its neighbours chosen at random. By definition, this is a sequential or asynchronous dynamics since the spins get updated one at a time. In this case, the persistence of a spin decays as a power law, $Q(t) \sim t^{-\theta_{\text{seq}}}$ for large t where $\theta_{\text{seq}} = \theta$ is the standard persistence exponent. For example, as mentioned in the introduction, the persistence exponent for the 1-d q -state Potts chain is known exactly to be, $\theta_{\text{seq}}(q) = -\frac{1}{8} + \frac{2}{\pi^2} \left[\cos^{-1} \left(\frac{2-q}{\sqrt{2q}} \right) \right]^2$. For instance, for

the Ising ($q = 2$) case, $\theta_{\text{seq}} = 3/8$. A natural question is what happens if the spins are updated not sequentially, but in parallel. At each time step, for each spin one chooses one of its neighbours at random and registers the spin of the chosen neighbour as its value at the next time step and then all spins are updated simultaneously at the next step to their new values. This is the parallel dynamics. Does the persistence $Q(t)$ of a spin under the parallel dynamics decay differently from that of the sequential dynamics? This question was first investigated for the Ising spin chain in Ref. [353] and it was found that while the persistence under parallel dynamics still decays algebraically with time, it does so with a different (larger) exponent, $Q(t) \sim t^{-\theta_{\text{par}}}$, where $\theta_{\text{par}} \approx 0.75$ numerically, approximately twice that of the sequential exponent $\theta_{\text{seq}} = 3/8$. A similar doubling of the exponent value from sequential to parallel dynamics were also found numerically for the q -state Potts chain [354]. A detailed investigation of the 1-d Potts chain showed [354] that the parallel dynamics of the spin chain can be effectively divided into the sequential dynamics of two independent sub-lattices (respectively at odd and even time steps) and the parallel persistence of the full chain is just the product of the sequential persistences of the two sub-chains, thus proving, $\theta_{\text{par}} = 2\theta_{\text{seq}}$.

18. Persistence in reaction-diffusion models, Voter model, directed percolation

We have seen that in many nonequilibrium extended systems, in particular in low spatial dimensions, the persistence probability *generically* decays at late times as a power law, $Q(t) \sim t^{-\theta}$. However, other types of *non-algebraic* slow decay of $Q(t)$ have also been observed in a variety of systems some of which we briefly review in this section.

18.1. Reaction-diffusion models

In sections 5.1 and 17.2, we have seen that the zero temperature Glauber dynamics of an Ising chain can be conveniently described in a dual picture, where the kinks or domain walls between $+$ and $-$ phases diffuse and when two domain walls come together, they annihilate [143, 144]. Denoting the domain walls by particles of species A , this dual picture corresponds to the diffusion-annihilation process $A + A \rightarrow \emptyset$ (see Fig. 12). The persistence $Q(t)$ is just the probability that a fixed site on the lattice (say the origin) is not visited by any of the particles up to time t , starting from a random initial configuration of the particles [10, 23]. The persistence decays as a power law, $Q(t) \sim t^{-\theta}$ at late times, where $\theta = 3/8$ exactly [24]. This dual process of diffusion-annihilation $A + A \rightarrow \emptyset$ can be trivially generalised to arbitrary d dimensions. The average density of particles is known to decay as $\rho(t) \sim t^{-d/2}$ for $d < 2$ and $\rho(t) \sim 1/(\lambda t)$ for $d > 2$, where λ is the reaction rate. The persistence $Q(t)$ in higher dimensions has been investigated numerically, by a mean-field rate equation approach for $d > 2$, via Smoluchowsky theory in $d \leq 2$ [23] and also, by a field theoretic renormalization group (RG) approach [355]. The main results can be summarized as follows: $Q(t) \sim t^{-\theta(d)}$ for $d < 2$ where the exponent $\theta(d)$ is universal and depends only on d , $Q(t) \sim t^{-1/2}$ (with a logarithmic correction) for $d = 2$ and $Q(t) \sim t^{-\theta'}$ for $d > 2$ where θ' is a nonuniversal exponent that depends on microscopic parameters such as the reaction rate λ .

This simple two-body reaction-diffusion process $A + A \rightarrow \emptyset$ has been generalised to multibody process where the reaction corresponds to, e.g. trimolecular $A + A +$

$A \rightarrow \emptyset$ or in general, k -molecular $k A \rightarrow \emptyset$. In this general k -body reaction process, there is an upper critical dimension $d_c(k) = 2/(k-1)$ such that the average density $\rho(t) \sim t^{-d/2}$ for $d < d_c(k)$, while $\rho(t) \sim (\lambda t)^{-d_c(k)/2}$ for $d > d_c(k)$ [355]. In this multibody case with $k > 2$, the persistence $Q(t)$ was studied analytically by Cardy using the RG method and a variety of late time behaviors was found depending on the dimension d [355]

$$Q(t) \sim \begin{cases} \exp[-\text{const. } t^{1-d_c(k)/2}] & d > 2, \\ \exp[-\text{const. } t^{1-d_c(k)/2} / \ln t] & d = 2, \\ \exp[-\text{const. } t^{(d-d_c(k))/2}] & d_c(k) < d < 2, \\ \exp[-\text{const. } (\ln t)^{k/(k-1)}] & d = d_c(k), \\ t^{-\theta} & d < d_c(k), \end{cases} \quad (426)$$

where the exponent θ for $d < d_c(k)$ is nontrivial and is not computable exactly, except for $k = 2$ and $d = 1$. One interesting prediction of this general result is, for instance, the fact that for $k = 3$ for which $d_c(3) = 1$, $Q(t) \sim \exp[-\text{const. } (\ln t)^{3/2}]$ in $d = 1$ [355]. This single species reaction-diffusion system has been generalised to multi-species case and the persistence properties of a fixed site (or equivalently that of an immobile spectator particle or impurity), as well as that of a single mobile impurity, have been studied [23]. This has been also generalised to the case when there are more than one immobile impurity, for instance when the immobile impurities form an extended set [356].

Another low dimensional system which exhibits non-algebraic decay of persistence $Q(t)$ is the axial next nearest neighbour (ANNNI) chain [357], with a Hamiltonian $H = -\sum_i [s_i s_{i+1} - \kappa s_i s_{i+2}]$ where $s_i = \pm 1$ and κ represents the frustration. In this model, the ground state is ferromagnetic for $\kappa < 1/2$, of the antiphase type (+ + - -) for $\kappa > 1/2$ and is highly degenerate for $\kappa = 1/2$. For the zero temperature single spin flip Glauber dynamics, the persistence $Q(t)$ (the probability that a spin does not flip up to time t) was studied numerically and was found to display different decays depending on the value of κ [357]. For example, for $\kappa > 1$, $Q(t) \sim t^{-\theta}$ with $\theta \approx 0.69 \pm 0.01$. In contrast, for $0 < \kappa < 1$, the persistence decays as a stretched exponential, $Q(t) \sim \exp[-\text{const. } t^{0.45}]$, with no special behavior at the multiphase point $\kappa = 1/2$. Exactly at $\kappa = 1$, $Q(t)$ again decays as a stretched exponential but with a different stretching exponent, $Q(t) \sim \exp[-\text{const. } t^{0.21}]$.

18.2. Voter model

Another example where one finds non-algebraic decay of persistence is the q -state voter model in d dimensions. In the voter model, each site on a lattice (representing a voter) can be in one of the q possible ‘opinions’ or ‘states’ and the stochastic dynamics consists of picking a site at random and changing its opinion to one of its neighbours chosen at random [358]. In one dimension, this model is identical to the q -state Potts model undergoing zero temperature Glauber dynamics. However, for $d > 1$, the dynamics of the q -state voter model differs from that of the Potts model. It turns out that $d = 2$ is a special dimension in the voter model. For $d \leq 2$, the domains of different opinions coarsen with time and eventually as $t \rightarrow \infty$, one of the opinions wins out and thus the voters reach a consensus. In contrast, for $d > 2$, the difference in opinions persists forever. While many quantities, such as equal and

two-time correlation functions can be computed exactly in the voter model, the persistence properties again turn out to be nontrivial [191, 359]. The persistence $Q(t)$ (probability that a given voter does not change his/her opinion up to time t) has been studied within mean field theory [191] and also by a field theoretic RG method [359] and a variety of intriguing behavior for $Q(t)$ has emerged as a function of dimension d . For instance, using RG method Howard and Godrèche found the following behaviors for the persistence [359]

$$Q(t) \sim \begin{cases} \exp[-\text{const.} \cdot t] & d > 4, \\ \exp[-\text{const.} \cdot t / \ln t] & d = 4, \\ \exp[-\text{const.} \cdot t^{(d-2)/2}] & 2 < d < 4, \\ \exp[-\text{const.} \cdot (\ln t)^2] & d = 2, \\ t^{-\theta(d)} & d < 2, \end{cases} \quad (427)$$

where the const.'s are q dependent. Ben Naim et. al. [191] also studied $Q_m(t)$, the probability that a voter changes his/her opinion exactly m times up to time t and found that $Q_m(t)$ displays very different scaling behavior for $d < 2$ and $d > 2$.

18.3. Directed percolation

Another important class of reaction-diffusion systems are those with an absorbing phase transition from an active to an inactive state [360, 361]. Several such systems such as the contact process, Domany-Kinzel cellular automata models and directed bond and site percolation models on a lattice are characterized by universal critical behavior belonging to the *directed percolation* (DP) universality class [360]. A simple example is the contact process [362], where each site on a d -dimensional lattice can be either vacant or occupied by a single particle. A particle self-annihilates with rate 1 and with rate λ it can create an additional offspring at a neighbouring site (provided that site is vacant). The system approaches a steady state in the long time limit where the density is nonzero for $\lambda > \lambda_c$ (active) and 0 (inactive) for $\lambda < \lambda_c$. This and other models belonging to the DP universality class has an upper critical dimension $d_c = 4$ above which the mean field theory holds for standard critical exponents [360, 361]. The persistence $Q(t)$ is the probability that a site remains inactive up to time t , first studied by Hinrichsen and Koduvely [206] numerically in $d = 1$. They found that as $t \rightarrow \infty$, while $Q(t) \sim \text{const.}$ for $\lambda < \lambda_c$, it decays exponentially $Q(t) \sim \exp[-\text{const.} \cdot t]$ for $\lambda > \lambda_c$. Exactly at the critical point $\lambda = \lambda_c$, $Q(t) \sim t^{-\theta}$ where $\theta \approx 1.5$ seems to be universal for a wide class of one dimensional models that belong to the DP class [206]. This universal model independent value of the persistence exponent θ in $d = 1$ was later confirmed numerically in a number of other models, such as in the Ziff-Gulari-Barshad (ZGB) model [363] by Albano and Munoz [364] and in models of one dimensional coupled map lattices by Menon et. al. [365].

Numerical results in higher dimensions also suggest an algebraic decay at the critical point, $Q(t) \sim t^{-\theta}$, in all dimensions. An early simulation result [364] on the ZGB model found $\theta \approx 1.5$ in $d = 2$, $\theta \approx 1.33$ ($d = 3$) and $\theta \approx 1.15$ ($d = 4$). Based on the observation that θ in $d = 1$ and $d = 2$ are both close to 1.5, it was suggested [364] that θ might be *superuniversal* at least in low dimensions, i.e., independent of models belonging to the DP class as well of the spatial dimensionality d . This

claim was refuted later [366], where the authors found that θ depends on d and in particular, for $d > d_c$, it is moreover nonuniversal, i.e., model dependent. The later results were further confirmed recently by a rather sophisticated simulation up to 7 spatial dimensions by Grassberger [367] (see also Ref. [368]). Finally, the persistence exponent has been measured experimentally in turbulent liquid crystals which belong to the DP universality class [369].

18.4. Turbulent fluid in 2 dimensions

Persistence properties of a two dimensional fluid (on a thin film) has been investigated recently by numerically solving the 2-d Navier-Stokes equation driven by Kolmogorov forcing [370]. Persistence was studied in both the Eulerian and Lagrangian framework. In the Eulerian framework, the authors monitored the time series $\Lambda(t)$, at a fixed point (x, y) in space, where the Okubo-Weiss parameter $\Lambda(t)$ takes the value $+1$ (if the flow at (x, y) is *vortical*) and -1 (if the flow at (x, y) is *extensional*) [370]. In this case, the $+$ and $-$ persistences $Q_{\pm}^E(t)$ (probability that $\Lambda(t)$ does not change sign in $[0, t]$) both were found to decay exponentially with time. In contrast, in the Lagrangian framework, one moves with a Lagrangian particle and monitors the probability $Q_{\pm}^L(t)$ that the particle stays in a vortical ($+$) or extensional ($-$) regime up to time t . In this case, it was found numerically that while $Q_{-}^L(t)$ decays exponentially, $Q_{+}^L(t) \sim t^{-\theta}$ with $\theta \approx 2.9 \pm 0.2$ [370]. Note that the two persistence probabilities $Q^E(t)$ and $Q^L(t)$ are analogues of the ‘site’ persistence and the ‘walker’ persistence in the reaction-diffusion systems discussed in section 5.1 and section 17.2.

Another interesting turbulent system in 2-d is the nematic liquid crystal undergoing electroconvection [42, 371]. This system exhibits two distinct turbulent states called the dynamic scattering modes and a detailed investigation of how a cluster of one phase grows in the other has been studied experimentally [42]. Amongst other quantities, both the temporal and spatial persistence has been studied (see the discussion in section 14.6). Finally, persistence has also been studied in the advection of a passive scalar [372].

To summarize, the *local* site persistence $Q(t)$ has been studied extensively, by mean field theory, RG method and also numerically, in a number of systems undergoing reaction-diffusion processes. The picture that has emerged is that in many of these systems, especially in higher dimensions, $Q(t)$ displays a non-algebraic decay with time. In some cases, it may decay algebraically even in higher dimensions but the persistence exponent in higher dimensions tend to be nonuniversal and model dependent. In addition to the local persistence, the *global* persistence (discussed in section 11) has also been studied in many of these systems and similar nonuniversal power laws and in some cases, non-algebraic decay of the global persistence have been reported.

19. Persistence of a stationary non-Markovian non-Gaussian sequence: An exactly solvable case

We have seen that analytical computation of the persistence probability of a stochastic sequence or a process is, in general, very difficult. The difficulty can be typically traced back to the non-Markovian or the non-Gaussian nature of the process and there are very few exact results [373–375]. In this section, we discuss a special stationary sequence that is non-Markovian and, in general, non-Gaussian and yet exactly solvable [376]. For this sequence, one can compute exactly not

only the simple persistence probability, but even other related quantities discussed in the review, namely, the persistence with partial survival [379] as well as the distribution of the occupation time [328].

We construct a stationary sequence as follows. Let $\{\eta_0, \eta_1, \eta_2, \dots\}$ denote an infinite set of i.i.d random variables (noise), each from a symmetric and continuous distribution $\rho(\eta)$, normalized to unity, $\int_{-\infty}^{\infty} \rho(\eta) d\eta = 1$. From this infinite set, we now construct a new sequence $\{\phi_i\}$ by summing up the consecutive pairs of noises [376]

$$\phi_i = \eta_i + \eta_{i-1} \quad i = 1, 2, \dots \quad (428)$$

This toy sequence was originally derived in Ref. [376] as a limiting case of the diffusion process (discussed in section 9) on a hierarchical lattice. Note that even though η_i 's are uncorrelated, the variables ϕ_i 's are *correlated*, as evident from Eq. (428). The two point correlation function, $C_{ij} = \langle \phi_i \phi_j \rangle$, can be easily computed from Eq. (428) to give

$$C_{ij} = \sigma^2 [2\delta_{i,j} + \delta_{i-1,j} + \delta_{i,j-1}] , \quad (429)$$

where $\delta_{i,j}$ is the Kronecker delta function and $\sigma^2 = \int_{-\infty}^{\infty} \eta^2 \rho(\eta) d\eta$ when it exists. Thus the sequence $\{\phi_i\}$ is stationary with only nearest neighbour correlations. In addition, the sequence $\{\phi_i\}$ is non-Markovian in the following sense. Let us try to express a member ϕ_i of the sequence in terms of the previous members of the sequence. One gets for all $i \geq 2$ [376]

$$\phi_i = \eta_i + \sum_{k=1}^{i-1} (-1)^{k-1} \phi_{i-k} + (-1)^{i-1} \eta_0 , \quad (430)$$

which clearly demonstrates the history dependence of the sequence: ϕ_i depends not just on the local noise η_i and its immediate predecessor ϕ_{i-1} of the sequence (as would have been the case for a Markov process such as a random walk where $\phi_i = \eta_i + \phi_{i-1}$), but on the full history of the sequence preceding ϕ_i .

The persistence $Q(n)$ of the sequence $\{\phi_1, \phi_2, \dots\}$ up to n steps is defined as

$$Q(n) = \text{Prob.} [\phi_1 \geq 0, \phi_2 \geq 0, \dots, \phi_n \geq 0] , \quad (431)$$

which, using Eq. (428), can be expressed as an $(n+1)$ -fold integral

$$\begin{aligned} Q(n) &= \int_{-\infty}^{\infty} d\eta_0 \rho(\eta_0) \text{Prob.} [\eta_1 \geq -\eta_0, \eta_2 \geq -\eta_1, \dots, \eta_n \geq -\eta_{n-1}] \\ &= \int_{-\infty}^{\infty} d\eta_0 \rho(\eta_0) \int_{-\eta_0}^{\infty} d\eta_1 \rho(\eta_1) \int_{-\eta_1}^{\infty} d\eta_2 \rho(\eta_2) \dots \int_{-\eta_{n-1}}^{\infty} d\eta_n \rho(\eta_n) . \end{aligned} \quad (432)$$

To evaluate this multiple integral recursively, it is convenient to make the lower limit of the integration over η_0 in Eq. (432) as a variable and define the following function as an n -fold integral

$$q_n(x) = \int_x^{\infty} d\eta_0 \rho(\eta_0) \int_{-\eta_0}^{\infty} d\eta_1 \dots \int_{-\eta_{n-2}}^{\infty} d\eta_{n-1} \rho(\eta_{n-1}) , \quad (433)$$

such that $Q(n) = q_{n+1}(-\infty)$. Now, differentiating Eq. (433) with respect to x gives

a recursion relation

$$\frac{dq_n(x)}{dx} = -\rho(x) q_{n-1}(-x), \quad n \geq 1, \quad (434)$$

starting with $q_0(x) = 1$ and the boundary condition $q_n(\infty) = 0$ for all $n \geq 1$. The generating function $F(x, z) = \sum_{n=1}^{\infty} q_n(x) z^n$ then satisfies a first order *nonlocal* differential equation

$$\frac{\partial F(x, z)}{\partial x} = -\rho(x) z [1 + F(-x, z)] , \quad (435)$$

with the boundary condition $F(\infty, z) = 0$ for any z . Once we know the solution $F(x, z)$, the persistence probability is obtained by inverting the generating function via Cauchy's formula

$$Q(n) = q_{n+1}(-\infty) = \frac{1}{2\pi i} \int_{C_0} \frac{F(-\infty, z)}{z^{n+2}} dz , \quad (436)$$

where C_0 is a contour in the complex z plane encircling the origin.

Fortunately, the differential equation, though nonlocal, can be solved exactly [376]. To proceed, let us first make the change of variable, $u(x) = \int_0^x \rho(\eta) d\eta$ and $\tilde{F}(u, z) = F(x, z)$. Note that $u \in [-1/2, 1/2]$. Since $\rho(\eta)$ is symmetric around $\eta = 0$, it follows that $u(-x) = -u(x)$ and the function $\tilde{F}(-u, z) = F(-x, z)$. Under this transformation, Eq. (435) reduces to

$$\frac{\partial \tilde{F}(u, z)}{\partial u} = -z [1 + \tilde{F}(-u, z)] , \quad (437)$$

where $u \in [-1/2, 1/2]$ with the boundary condition $\tilde{F}(1/2, z) = 0$ for all z . Note the important fact that the distribution $\rho(\eta)$ has dropped out of the equation—this shows that $\tilde{F}(u, z)$ is universal and independent of the noise distribution $\rho(\eta)$. Eq. (437) is still nonlocal, but can be made local by differentiating once more

$$\frac{\partial^2 \tilde{F}(u, z)}{\partial u^2} = -z^2 [1 + \tilde{F}(u, z)] , \quad (438)$$

whose general solution is given by

$$\tilde{F}(u, z) = -1 + a_0(z) [\cos(z u) - \sin(z u)] , \quad (439)$$

where $a_0(z)$ is fixed by the boundary condition $\tilde{F}(1/2, z) = 0$ and in terms of the original variable x one finally gets [376]

$$F(x, z) = -1 + \frac{\cos(u(x) z) - \sin(u(x) z)}{\cos(z/2) - \sin(z/2)} . \quad (440)$$

Consequently, $F(-\infty, z) = 2/[\cot(z/2) - 1]$ which has poles at $z = \pi/2 + 2m\pi$, where m is an integer. Substituting $F(-\infty, z)$ in Eq. (436) and evaluating the contour integral, one gets the exact result [376]

$$Q(n) = 2 \sum_{m=-\infty}^{\infty} \left[\frac{\pi}{2} + 2m\pi \right]^{-n-2} , \quad (441)$$

valid for all $n \geq 1$. For example, by summing the series, one gets $Q(1) = 1/2$, $Q(2) = 1/3$, $Q(3) = 5/24$ etc. The *remarkable* fact is that the persistence $Q(n)$ is *universal* for all n , i.e., independent of the noise distribution $\rho(\eta)$. For large n , the leading asymptotic behavior is governed by the $m = 0$ term in Eq. (441) and one gets

$$Q(n) \sim \exp[-\theta n], \quad \theta = \ln(\pi/2). \quad (442)$$

Since the process is stationary with short range correlations, one would have guessed that $Q(n)$ decays exponentially. However, in this case, the ‘persistence exponent’ (the inverse decay constant of the exponential decay) is universal and can be exactly computed, $\theta = \ln(\pi/2)$. This is thus a rare solvable example. Interestingly, $Q(n)$ in this toy sequence is closely related to the average fraction of metastable configurations at zero temperature of an Ising spin glass on a 1-d lattice with n sites and with Hamiltonian $H = -\sum_i J_{i,i+1} s_i s_{i+1}$ where $s_i = \pm 1$ [376]. A configuration is metastable at zero temperature, if the energy change $\Delta E_i = 2 s_i [J_{i-1,i} s_{i-1} + J_{i,i+1} s_{i+1}] \geq 0$ due to the flip of every spin. In the 1-d spin glass context, the average number of metastable configurations $\sim (4/\pi)^n$ for large n was computed in Ref. [377] and [378], by different methods than the one presented above.

It turns out that the non-Markovian sequence $\{\phi_i\}$ defined in Eq. (428) remains solvable for other related observables and not just for the persistence. For instance, let $Q_m(n)$ denote the probability that the sequence undergoes m sign changes up to n steps ($0 \leq m \leq n$). Clearly, the persistence $Q(n) = Q_0(n)$, i.e., the probability of no sign changes up to step n . The generating function

$$\tilde{Q}(p, n) = \sum_{m=0}^n Q_m(n) p^m, \quad (443)$$

is called the ‘partial survival’ probability introduced in section 10. Physically, one may interpret $\tilde{Q}(p, n)$ in Eq. (443) as follows. Let ϕ_i represent the position of a particle at time i . Every time the particle crosses the origin it ‘survives’ with probability $0 \leq p \leq 1$. Then the survival probability up to step n is given precisely by Eq. (443). For a stationary sequence with short range correlations, one expects $\tilde{Q}(p, n) \sim \exp[-\theta(p) n]$ for large n , where $\theta(p)$ is called the partial survival exponent. For the sequence $\{\phi_i\}$ in Eq. (428), the partial survival probability and hence the statistics of multiple sign changes can be computed exactly [379] by adapting the method described above for the computation of $Q_0(n)$. The partial survival exponent $\theta(p)$ depends continuously on p [379]

$$\theta(p) = \ln \left[\frac{\sin^{-1} \left(\sqrt{1-p^2} \right)}{\sqrt{1-p^2}} \right], \quad 0 \leq p \leq 1, \quad (444)$$

and is universal, i.e., does not depend on the noise distribution $\rho(\eta)$. In the limit $p \rightarrow 0$, one recovers the usual persistence exponent $\theta(0) = \ln(\pi/2)$. In the opposite limit $p \rightarrow 1$, $\theta(1) = 0$ which is consistent with the fact that $\tilde{Q}(1, n) = 1$. In addition, all moments of the number of sign changes up to step n can also be computed explicitly from the above exact result [379]. Thus, once again, this is a rare example of a non-Markovian sequence where one can compute the partial survival exponent $\theta(p)$ exactly.

Another interesting observable is the distribution of the occupation time discussed in section 17.1. For the sequence $\{\phi_i\}$ up to n steps, one can define the occupation time as

$$R_n = \sum_{i=1}^n \theta(\phi_i), \quad (445)$$

where $\theta(z)$ is the Heaviside step function, $\theta(z) = 1$ for $z > 0$ and $\theta(z) = 0$ for $z < 0$. Thus, R_n is a random variable that measures the number of steps (up to n) at which the sequence is positive. The probability distribution of R_n can be computed exactly [328] for the sequence $\{\phi_i\}$ in Eq. (428) and it also turns out to be universal, i.e., independent of the noise distribution $\rho(\eta)$ for any n . For large n and large R , but with the ratio R/n fixed, this distribution has the form

$$P(R, n) \equiv \text{Prob.}[R_n = R] \sim \exp[-n \Psi(R/n)], \quad (446)$$

where $\Psi(r)$ is a large deviation function that can be computed exactly [328]

$$\Psi(r) = \max_{0 \leq y \leq 1} \left[\ln \left(\frac{2y^r}{(1-y)} \tan^{-1} \left(\frac{1-y}{1+y} \right) \right) \right]. \quad (447)$$

In summary, the sequence in Eq. (428) serves as a rare solvable example of a non-Markovian, non-Gaussian sequence for which several persistence and related quantities can be computed exactly. Moreover, quite remarkably, all these properties associated with zero crossings are completely universal.

20. Summary and conclusion

In this review we have discussed the persistence properties of a fluctuating field $\phi(x, t)$ in a variety of many body interacting nonequilibrium systems. This stochastic field $\phi(x, t)$ may represent the local spin at site x in a spin model (Ising or Potts) undergoing phase ordering dynamics, the local density fluctuation in a diffusing system, or the local height of a fluctuating interface. The dynamics in such many body interacting systems were studied earlier principally by measuring the two-point space-time correlation functions. However these systems typically have complex history dependence which is not adequately captured by these two-point correlation functions. Persistence was the answer to the quest of a natural, simple and easily measurable quantity that would capture the history dependence in such processes. Persistence $Q(t)$ in such systems is simply the probability that the field $\phi(x, t)$, at a fixed point x in space, does not change sign (or more generally stays in one particular phase) within a time interval $[0, t]$. In many of these systems, persistence decays algebraically at late times, $Q(t) \sim t^{-\theta}$ where θ is called the persistence exponent which happens to be a *new* exponent not related to any other known exponents of the dynamics by a simple scaling relation. The persistence $Q(t)$ provides nontrivial information about the history dependence in such interacting out of equilibrium systems and due to the relative ease in measuring this quantity, it has been studied extensively over the past 20 years both theoretically and experimentally—this review tried to capture some of these developments.

While the persistence $Q(t)$ can be measured relatively easily in simulations as well as in real experiments, its computation is theoretically challenging. The reason for it can be traced back to the fact that due to the spatial correlations present in

the underlying many body system, the effective stochastic process $\phi(x, t)$, at fixed x but as a function of t , is generically a *non-Markovian* process. While persistence and related first-passage probability had been well studied in both physics and mathematics literature before, very few results were known for non-Markov processes. While $Q(t)$ is easy to compute for Markov processes thanks to the Fokker-Planck formalism, its computation becomes highly nontrivial whenever the process deviates from its Markovian nature. This was precisely the main theoretical challenge behind the computation of $Q(t)$. While the latest developments in the theoretical physics community did not fully succeed in computing $Q(t)$ for arbitrary non-Markov processes, some new exact solutions for specific cases were found and also several new approximation techniques were developed, reviewed at length here, that were crucial in the theoretical understanding of the persistence probability in several many body systems. The main emphasis of this review had been the discussion of some of these theoretical developments over the last 20 years.

A major part of this review focused on a special type of stochastic process, namely the Gaussian stationary process (GSP). There are two reasons for this. First, such processes appear naturally in the description of many physical systems whose dynamics evolve via a linear equation, e.g., the diffusion equation and the stochastic growth of linear interfaces. The second reason is that in some cases the dynamics may not be linear, but the physical observable of interest is a sum of many random variables (such as the global magnetization in a spin system) and by virtue of the central limit theorem (as long as it holds), the observable may be treated as a Gaussian variable. While the persistence probability of a GSP with an arbitrary correlator still remains an outstanding unsolved problem, there have been major theoretical advances over the last 20 years in developing several approximation techniques for the persistence of such GSP's. In this review we have described these approximation techniques. There have been 4 major techniques with different conditions for their validities:

- Perturbation theory for a non-Markov GSP around a Markov correlator reviewed in section 7.
- Independent Interval Approximation (IIA) valid for smooth GSP's reviewed in section 8. This technique provides, somewhat surprisingly, rather accurate estimates for the persistence exponent θ for several smooth processes. However, it is not easy to see how to systematically improve the IIA estimate.
- Persistence with partial survival, also valid for smooth processes, provides a systematic series expansion for the persistence exponent θ and is reviewed in section 10.
- The correlator expansion method, reviewed in section 15, provides very good systematic estimates for θ for several GSP's.

Another outcome of these theoretical efforts was to ask new related questions which led to the generalization of this basic persistence probability. This includes, for instance, the study of global persistence at the critical point of spin systems (the probability that the total magnetization does not flip sign up to time t) and the fact that the global persistence exponent θ_G is a new nonequilibrium critical exponent. The other generalisations include the study of 'walker' persistence, the study of the occupation time distribution etc.—some of these generalizations have been discussed in some detail in this review. In addition, persistence has also been studied in quenched disordered systems and several new exact results have been derived. Furthermore, inspired by these developments, this basic quantity, i.e., persistence has now been studied in various other fields, going far outside the

domain of condensed matter systems, such as in finance, in geology, in ecology etc. Unfortunately, we could not review all these new applications in the limited space of this review. Our main focus here had been mostly on physical systems. However, it is important to make a note of the fact that if a question is simple and natural, it often leads to interesting and important developments across fields as had been the case for persistence. Indeed, we are very happy to note the recent surge of renewed interest in the mathematics community on the persistence problem (see for instance the recent review [7]).

While we focused mostly on physical systems in this review, evidently we have not been able to cover everything—many important developments in the recent past have been left out due primarily to the lack of space. Let us briefly mention a few of them below.

An interesting related quantity, not discussed in this review, concerns the mean first-passage time from a source point to a target point of a particle undergoing diffusion or subdiffusion in a bounded domain of finite size [380, 381]. This problem is of interest in a number of situations such as in target search problems (e.g. animals searching for food), transport limited chemical and biochemical reactions etc. The mean first-passage time in a bounded domain (which can be any scale invariant medium such as a fractal [381] or even a complex network [383]) has been studied considerably in the recent past and a host of exact and approximate analytical results are available. It was also shown that first-passage time, even in bounded domains, exhibits interesting sample-to-sample fluctuations [384, 385].

The mean first-passage time has also played a central role in analysing search strategies. Search problems are ubiquitous in nature, from a predator searching for a prey [386] to proteins searching for a site on a DNA molecule to bind [387]. Depending on the specific situation, search strategies can be modelled [388] in a variety of ways (see also the special issue [389] for a number of articles devoted to this field). One very interesting strategy is the so called *intermittent* strategy which is a combination of slow moves (allowing detection of the target) and fast moves during which the searcher relocates to a new area (for a review see [390]). In all these problems the mean first-passage time plays a crucial role in characterising the efficiency of the search strategy. Recently, another interesting search model, where the searcher diffuses and stochastically resets to its initial position, was introduced for which the mean first-passage time is exactly computable [108, 391–393].

Another interesting related subject that has seen a lot of renewed interests lately in the physics community is the extreme value statistics (EVS) of correlated random variables or in a correlated time-series. In EVS, one is typically interested in the probability distribution of the extremum (maximum or minimum) of a stochastic process over the time interval $[0, t]$. While the persistence probability discussed in this review concerns the *zero-crossing* properties of a process, the EVS is closely related to the *level-crossing* problem of the process of a level of arbitrary height H . This can be easily seen from the following observation. Consider a stochastic process $X(\tau)$ and let $M(t) = \max_{0 \leq \tau \leq t} [X(\tau)]$ denote the maximum of this process in the time interval $[0, t]$. The cumulative distribution of the maximum, $Q_H(t) = \text{Prob.}[M(t) \leq H]$, is simply the probability that the process stays below the level H up to time t . Thus EVS is a natural generalisation of the persistence problem to an arbitrary level. There have been considerable theoretical progress lately in understanding the distribution of the maximum for strongly correlated processes and several related quantities such as record statistics, order statistics etc. have been studied—but the discussion of these recent developments in EVS is beyond the scope of this current review and perhaps, by itself, is a subject of a separate

future review.

Acknowledgements

The work presented in this review was done over the past several years in collaboration with a large number of people—we sincerely thank all of them. We thank M. Barma, E. Ben Naim, R. Blythe, J.-P. Bouchaud, T. Burkhardt, A. Comtet, M. Constantin, S. J. Cornell, D. Das, C. Dasgupta, S. Das Sarma, D. S. Dean, B. Derrida, A. Dhar, D. Dhar, I. Dornic, M. R. Evans, D. S. Fisher, J. Franke, A. Gambassi, C. Godrèche, M. Henkel, H. J. Hilhorst, D. A. Huse, H. Kallabis, P. L. Krapivsky, J. Krug, P. Le Doussal, J.-M. Luck, K. Mallick, C. Monthus, T. J. Newman, G. Oshanin, A. Pargellis, R. Paul, R. Rajesh, S. Redner, A. Rosso, S. Sabhapandit, P. Sen, C. Sire, J. Stavans, G. Wergen, K. J. Wiese, E. Williams, B. Yurke, A. Zoia and R. M. Ziff for collaborations and many fruitful discussions. S. N. M. thanks, in particular, C. Sire for a long term collaboration on persistence. We would like also to thank M. Giesen and T. L. Einstein for allowing us to use their figures on fluctuating terraces in figure 17. S. N. M. and G. S. would like to acknowledge support by ANR grant 2011-BS04-013-01 WALKMAT and the Indo-French Centre for the Promotion of Advanced Research under Project 4604-3.

References

- [1] S. Redner, *A guide to first-passage processes*, Cambridge University Press, Cambridge, (2001).
- [2] E. Sparre Andersen, *On the fluctuations of sums of Random variables I*, Math. Scand., 1 (1953), pp. 263–285.
- [3] J. A. McFadden, *The axis-crossing intervals of random functions-II*, IRE Trans. Inform. Theor. IT-4 (1957), pp. 14–24.
- [4] G. F. Newell and M. Rosenblatt, Ann. Math. Stat., *Zero crossing probabilities for Gaussian stationary processes*, 33 (1962), pp. 1306–1313.
- [5] D. Slepian, *The one-sided barrier problem for Gaussian noise*, Bell Syst. Tech. J. 41 (1962), pp. 463–501.
- [6] I. F. Blake and W. C. Lindsay, *Level-crossing problems for random processes*, IEEE trans. Info. Theory 19 (1973), pp. 295–315.
- [7] F. Aurzada and T. Simon, *Persistence probabilities and exponents*, preprint arXiv:1203.6554.
- [8] S. N. Majumdar, *Persistence in Nonequilibrium Systems*, Curr. Sci. 77 (1999), pp. 370–375.
- [9] M. Marcos-Martin, D. Beysens, J. P. Bouchaud, C. Godrèche and I. Yekutieli, *Self-diffusion and visited surface in the droplet condensation problem (breath figures)*, Physica A 214 (1995), pp. 396–412.
- [10] B. Derrida, A. J. Bray and C. Godrèche, *Nontrivial exponents in the zero-temperature dynamics of the 1d Ising and Potts models*, J. Phys. A. 27 (1994), L357–L361.
- [11] D. Stauffer, *Ising spinodal decomposition at $T = 0$ in one to five dimensions*, J. Phys. A 27 (1994), pp. 5029–5032.
- [12] I. M. Lifshitz and V. V. Slyozov, *The kinetics of precipitation from supersaturated solid solutions*, J. Phys. Chem. Solids 19 (1961), pp. 35–50.
- [13] C. Wagner, *Theorie der Alterung von Niederschlägen durch Umlösen (Ostwald-Reifung)*, Z. Elektrochem. 65 (1961), pp. 581–591.
- [14] A. J. Bray, *Theory of phase-ordering kinetics*, Adv. Phys. 43 (1994), pp. 357–459.
- [15] P. L. Krapivsky, S. Redner and E. Ben-Naim, *A kinetic view of statistical physics*, Cambridge University Press, Cambridge, (2010).
- [16] S. M. Allen and J. W. Cahn, *A microscopic theory for antiphase boundary motion and its application to antiphase domain coarsening*, Acta. Metall. 27 (1979), pp. 1085–1095.
- [17] D. A. Huse, *Corrections to late-stage behavior in spinodal decomposition: Lifshitz-Slyozov scaling and Monte Carlo simulations*, Phys. Rev. B 34 (1986), pp. 7845–7850.
- [18] J. Villain, *Nonequilibrium "Critical" Exponents in the Random-Field Ising Model*, Phys. Rev. Lett. 52 (1984), pp. 1543–1546.
- [19] D. A. Huse and C. L. Henley, *Pinning and Roughening of Domain Walls in Ising Systems Due to Random Impurities*, Phys. Rev. Lett. 54 (1985), pp. 2708–2711.
- [20] L. F. Cugliandolo, *Dynamics of glassy systems*, in *Slow relaxation and non equilibrium dynamics in condensed matter*, J. L. Barrat et al., Springer-Verlag, Heidelberg, 2003.
- [21] D. S. Fisher, D. A. Huse, *Nonequilibrium dynamics of spin glasses*, Phys. Rev. B 38 (1988), pp. 373–385.
- [22] A. J. Bray, B. Derrida and C. Godrèche, *Nontrivial algebraic decay in a soluble model of coarsening*, Europhys. Lett. 27(3) (1994), pp. (175–180).
- [23] P. L. Krapivsky, E. Ben-Naim, S. Redner, *Kinetics of heterogeneous single-species annihilation*, Phys. Rev. E 50 (1994), pp. 2474–2481.
- [24] B. Derrida, V. Hakim and V. Pasquier, *Exact first-passage exponents of 1d domain growth - relation to a reaction-diffusion model*, Phys. Rev. Lett. 75 (1995), pp. 751–754.
- [25] ———, *Exact exponent for the number of persistent spins in the zero-temperature dynamics of the one-dimensional Potts model* J. Stat. Phys. 85 (1996), pp. 763–797.
- [26] B. Derrida, *Exponents appearing in the zero temperature dynamics of the 1d Potts model*, J. Phys. A 28 (1995), pp. 1481–1491.
- [27] S. N. Majumdar and C. Sire, *Survival probability of a Gaussian non-Markovian process: application to the $T = 0$ dynamics of the Ising model*, Phys. Rev. Lett. 77 (1996), pp. 1420–1423.
- [28] S. N. Majumdar, C. Sire and A. Rudinger, *Analytical results for random walk persistence*, Phys. Rev. E 61 (2000), pp. 1258–1269.
- [29] S. N. Majumdar, C. Sire, A. J. Bray and S. J. Cornell, *Nontrivial Exponent for Simple Diffusion*, Phys. Rev. Lett. 77 (1996), pp. 2867–2870.
- [30] B. Derrida, V. Hakim and R. Zeitak, *Persistent spins in the linear diffusion approximation of phase ordering and zeros of stationary gaussian processes*, Phys. Rev. Lett. 77 (1996), pp. 2871–2874.
- [31] W. Y. Tam, R. Zeitak, K. Y. Szeto and J. Stavans, *First-passage exponent in two-dimensional soap froth*, Phys. Rev. Lett. 78 (1997), pp. 1588–1591.
- [32] W. Y. Tam and K. Y. Szeto, *Cluster persistence of two-dimensional soap froth*, Phys. Rev. E. 65 (2002), 042601 (4 pp.).
- [33] S. N. Majumdar, and C. Sire, *Coarsening in the q -state Potts model and the Ising model with globally conserved magnetization*, Phys. Rev. E 52 (1995), pp. 244–254.
- [34] B. Levitan and E. Domany, *Long-time behavior of the survivors' areas*, Europhys. Lett. 38 (1997), pp. 485–490.
- [35] B. Yurke, A.N. Pargellis, S. N. Majumdar and C. Sire, *Experimental Measurement of the Persistence Exponent of the Planar Ising Model*, Phys. Rev. E 56 (1997), pp. R40–R42.
- [36] G. P. Wong, R. W. Mair, R. L. Walsworth and D. G. Cory, *Measurement of persistence in 1-d diffusion*, Phys. Rev. Lett. 86 (2001), pp. 4156–4159.
- [37] D. B. Dougherty, I. L. Lyubinetsky, E. D. Williams, M. Constantin, C. Dasgupta and S. Das Sarma, *Experimental Persistence Probability for Fluctuating Steps*, Phys. Rev. Lett 89 (2002), 136102 (4 pp.).
- [38] D. B. Dougherty, O. Bondarchuk, M. Degawa and E. D. Williams, *Persistence exponents for step*

- edge diffusion*, Surf. Sci. Lett. 527 (2003), L213–L218.
- [39] J. Merikoski, J. Maunuksela, M. Myllys, J. Timonen, M. Alava, *Temporal and spatial persistence of combustion fronts in paper*, Phys. Rev. Lett. 90 (2003), 024501 (4 pp.).
- [40] J. Soriano, I. Brasslavsky, D. Xu, O. Krichevsky, and J. Stavans *Universality of persistence exponents in two-dimensional Ostwald ripening*, Phys. Rev. Lett. 103 (2009), 226101 (4 pp.).
- [41] Y. Efraim and H. Taitelbaum, *Persistence in reactive-wetting interfaces* Phys. Rev. E 84 (2011), 050602(R) (4 pp.).
- [42] K. A. Takeuchi and M. Sano, *Evidence for geometry-dependent universal fluctuations of the Kardar-Parisi-Zhang interfaces in liquid-crystal turbulence*, J. Stat. Phys. 147 (2012), pp. 853–890.
- [43] J.-P. Bouchaud and A. Georges, *Anomalous diffusion in disordered media: statistical mechanisms, models and physical applications*, Phys. Rep. 195 (1990), pp. 127–293.
- [44] R. Metzler and J. Klafter, *The random walk's guide to anomalous diffusion: a fractional dynamics approach*, Phys. Rep. 339 (2000), pp. 1–77.
- [45] S. N. Majumdar, *Universal first-passage properties of discrete-time random walks and Lévy flights on a line: Statistics of the global maximum and records*, Physica A 389 (2010), pp. 4299–4316.
- [46] P. M. Morse and H. Feshbach, *Methods of Theoretical Physics* vol. 1, McGraw-Hill, New York, 1953, p. 978.
- [47] F. Pollaczeczek, *Fonctions caractéristiques de certaines répartitions définies au moyen de la notion d'ordre. Application à la théorie des attentes*, C. R. Acad. Sci. I-Math. 234 (1952), pp. 2334–2336.
- [48] F. Spitzer, *A combinatorial lemma and its application to probability theory*, Trans. Am. Math. Soc. 82 (1956), pp. 323–339
- [49] ———, *The Wiener-Hopf equation whose kernel is a probability density*, Duke Math. J. 24 (1957), pp. 327–343.
- [50] V. V. Ivanov, *Resolvent method: exact solutions of half-space transport problems by elementary means*, Astron. Astrophys. 286 (1994), pp. 328–337.
- [51] S. N. Majumdar, A. Comtet and R. M. Ziff, *Unified Solution of the Expected Maximum of a Random Walk and the Discrete Flux to a Spherical Trap*, J. Stat. Phys. 122 (2006), pp. 833–856.
- [52] U. Frish and H. Frish, *Universality of escape from a half space for symmetrical random walks*, in *Lévy flights and related topics in physics*, M. F. Shlesinger, G. M. Zaslavsky and U. Frish, Spinger-Verlag, New-York, 1995, pp. 262–268.
- [53] M. Bauer, C. Godrèche and J.-M. Luck, *Statistics of persistent events in the binomial random walk: Will the drunken sailor hit the sober man?*, J. Stat. Phys. 96 (1999), pp. 963–1019.
- [54] S.N. Majumdar and R.M. Ziff, *Universal Record Statistics of Random Walks and Lévy Flights*, Phys. Rev. Lett. 101 (2008), 050601 (4 pp.).
- [55] E. Sparre Andersen, *On the fluctuations of sums of Random variables II*, Math. Scand. 2 (1954), pp. 195–233.
- [56] S. N. Majumdar, G. Schehr and G. Wergen, *Record statistics and persistence for a random walk with a drift*, J. Phys. A Theor. 45 (2012), 355002 (42 pp.).
- [57] P. Le Doussal and K. J. Wiese, *Driven particle in a random landscape: Disorder correlator, avalanche distribution, and extreme value statistics of records*, Phys. Rev. E 79 (2009), 051105 (40 pp.).
- [58] E. W. Montroll and G. H. Weiss, *Random walks on lattices. II*, J. Math. Phys. 6 (1965), pp. 167–181.
- [59] H. Scher and E. W. Montroll, *Anomalous transit-time dispersion in amorphous solids*, Phys. Rev. B 12 (1975), pp. 2455–2477.
- [60] J. Franke and S. N. Majumdar, *Survival probability of an immobile target surrounded by mobile traps*, J. Stat. Mech. (2012), P05024 (17 pp.).
- [61] R. Metzler and J. Klafter, *Boundary value problems for fractional diffusion equations*, Physica A 278 (2000), pp. 107–125.
- [62] T. W. Burkhardt, *Dynamics of Absorption of a Randomly Accelerated Particle*, J. Phys. A 33 (2000), L429–L432.
- [63] M. E. Fisher and M. P. Gelfand, *The reunions of three dissimilar vicious walkers*, J. Stat. Phys. 53 (1988), pp. 175–189.
- [64] E. Ben-Naim and P. L. Krapivsky, *Kinetics of first passage in a cone*, J. Phys. A: Math. Gen. 43 (2010), 495007 (14 pp.).
- [65] P. L. Krapivsky and S. Redner, *First passage in infinite paraboloidal domains*, J. Stat. Mech. (2010), P11028 (14 pp.).
- [66] M. Lifshits and Z. Shi, *The first exit time of Brownian motion from a parabolic domain*, Bernoulli 8 (2002), pp. 745–765.
- [67] K. Uchiyama, *Brownian first exit from sojourn over one sided moving boundary and application*, Z. Wahrscheinlichkeit. 54 (1980), pp. 75–116.
- [68] L. Turban, *Anisotropic critical phenomena in parabolic geometries: the directed self-avoiding walk*, J. Phys. A 25 (1992), pp. L127–L134.
- [69] F. Iglói, *Directed polymer inside a parabola: exact solution*, Phys. Rev. A 45 (1992), pp. 7024–7029.
- [70] P. L. Krapivsky and S. Redner, *Life and death in an expanding cage and at the edge of a receding cliff*, Am. J. Phys., 64 (1996), pp. 546–552.
- [71] R. Chicheportiche and J.-P. Bouchaud, *Weighted Kolmogorov-Smirnov test: accounting for the tails*, Phys. Rev. E 86 (2012), 041115 (6 pp.).
- [72] A. Khintchine, *Über einen Satz der Wahrscheinlichkeitsrechnung*, Fund. Math. 6 (1924), pp. 9–20.
- [73] W. Feller, *Introduction to Probability Theory and Its Applications* Vol. 2, Wiley, New York, (1966).
- [74] A. J. Bray and R. Smith, *The survival probability of a diffusing particle constrained by two moving, absorbing boundaries*, J. Phys. A 40 (2007), F235–F241.
- [75] A. J. Bray and R. Smith, *Survival of a diffusing particle in an expanding cage*, J. Phys. A 40 (2007), pp. 10965–10972.
- [76] H. P. McKean, *A winding problem for a resonator driven by a white noise*, J. Math. Kyoto Univ. 2 (1963), pp. 227–235.
- [77] M. Goldman, *On the first passage of the integrated Wiener process*, Ann. Math. Stat. 42 (1971), pp.

- 2150–2155.
- [78] Y. G. Sinai, *Distribution of some functionals of the integral of a random walk*, Theor. Math. Phys. 90(3) (1992), pp. 219–241.
- [79] ———, *Statistics of shocks in solutions of inviscid Burgers equation*, Commun. Math. Phys. 148(3) (1992), pp. 219–241.
- [80] T. W. Burkhardt, *Semiflexible Polymer in the Half Plane and Statistics of the Integral of a Brownian Curve*, J. Phys. A 26 (1993), L1157–L1162.
- [81] S. N. Majumdar and A. J. Bray, *Persistence with partial survival*, Phys. Rev. Lett. 81 (1998), pp. 2626–2629.
- [82] T. W. Burkhardt, *Dynamics of inelastic collapse*, Phys. Rev. E 63 (2001), 011111 (5 pp.).
- [83] G. De Smedt, C. Godrèche and J.-M. Luck, *Partial survival and inelastic collapse for a randomly accelerated particle*, Europhys. Lett. 53 (2001), pp. 438–443.
- [84] S. Redner and P. L. Krapivsky, *Diffusive escape in a nonlinear shear flow: life and death at the edge of a windy cliff*, J. Stat. Phys. 82 (1996), pp. 999–1014.
- [85] A. J. Bray and S. N. Majumdar, *Partial survival and crossing statistics for a diffusing particle in a transverse shear flow*, J. Phys. A 39 (2006), L625–L631.
- [86] A. J. Bray and P. Gonos, *Survival of a Diffusing Particle in a Transverse Flow Field*, J. Phys. A 38 (2005), pp. 5617–5626.
- [87] S. N. Majumdar and A. J. Bray, *Spatial persistence of fluctuating interfaces*, Phys. Rev. Lett. 86 (2001), pp. 3700–3703.
- [88] L. A. Shepp, *Radon-Nikodym derivatives of Gaussian measures*, Ann. Math. Stat., 37 (1966), 321–354.
- [89] G. Wahba, *Improper priors, spline smoothing and the problem of guarding against model error in regression*, J. R. Statist. Soc. B, 40 (1978), pp. 364–372.
- [90] G. C. M. A. Ehrhardt, S. N. Majumdar and A. J. Bray, *Persistence exponents and the statistics of crossings and occupation times for Gaussian stationary processes*, Phys. Rev. E 69 (2004), 016106 (22 pp.).
- [91] J. M. Schwarz and R. Maimon, *First-passage-time exponent for higher-order random walks: Using Lévy flights*, Phys. Rev. E 64 (2001), 016120 (10 pp.).
- [92] A. Dembo and F. Gao, *Persistence of iterated partial sums*, to appear in Ann. Inst. H. Poincaré (2013).
- [93] V. Vysotsky, *Positivity of integrated random walks*, to appear in Ann. Inst. H. Poincaré (2013).
- [94] M. E. Fisher and D. A. Huse, *Commensurate melting, domain walls, and dislocations*, Phys. Rev. B 29 (1984), pp. 239–270.
- [95] A. J. Bray and K. Winkler, *Vicious walkers in a potential*, J. Phys. A 37 (2004), pp. 5493–5501.
- [96] C. Krattenthaler, A. J. Guttmann and X. G. Viennot, *Vicious walkers, friendly walkers and Young tableaux II: With a wall*, J. Phys. A 33 (2000), pp. 8835–8866.
- [97] M. Katori and H. Tanemura, *Symmetry of matrix-valued stochastic processes and noncolliding diffusion particle systems*, J. Math. Phys. 45 (2004), pp. 3058–3085.
- [98] S. Mukherji and S. M. Bhattacharjee 1993 *Reunion and survival of interacting walkers*, Phys. Rev. E 48 (1993), pp. 3427–3440; Erratum Phys. Rev. E 52 (1995), pp. 3301.
- [99] S. Mukherji and S. M. Bhattacharjee, *Reunion of vicious walkers: results from ϵ -expansion*, J. Phys. A: Math. Gen. 26 (1993), L1139–L1144.
- [100] J. Cardy, M. Katori, *Families of Vicious walkers*, J. Phys. A 36 (2003), pp. 609–629.
- [101] S. Mukherji and S. M. Bhattacharjee, *Reunion of random walkers with a long range interaction: applications to polymers and quantum mechanics*, Phys. Rev. E 63 (2001), 051103 (9 pp.); Erratum Phys. Rev. E 64 (2001), 059902 (1 p.).
- [102] I. Goncharenko and A. Gopinathan, *Vicious walks with long-range interactions*, Phys. Rev. E 82 (2010), 011126 (8 pp.).
- [103] I. Goncharenko and A. Gopinathan, *Vicious Lévy flights*, Phys. Rev. Lett. 105 (2010), 190601 (4pp.).
- [104] S.-L.-Y. Xu and J. M. Schwarz, *Vicious accelerating walkers*, Europhys. Lett. 96 (2001), 50009 (6pp.).
- [105] A. Blumen, G. Zumofen and J. Klafter, *Target annihilation by random walkers*, Phys. Rev. B 30 (1984), pp. 5379–5382.
- [106] M. Tachiya, *Theory of diffusion-controlled reactions: Formulation of the bulk reaction rate in terms of the pair probability*, Radiat. Phys. Chem. 21 (1983), pp. 167–175.
- [107] S. F. Burlatsky and A. A. Ovchinnikov, *Effect of reactant-fluctuation density on the kinetics of recombination, multiplication, and trapping processes*, Zh. Eksp. Teor. Fiz. 92 (1987), pp. 1618–1634 [Sov. Phys. JETP 65 (1987), pp. 908–917].
- [108] M. R. Evans and S. N. Majumdar, *Diffusion with Stochastic Resetting*, Phys. Rev. Lett. 106 (2011), 160601 (4 pp.).
- [109] S.B. Yuste and K. Lindenberg, *Trapping reactions with subdiffusive traps and particles characterized by different anomalous diffusion exponents* Phys. Rev. E 72 (2005), 061103 (8 pp.); erratum Phys. Rev. E 73 (2006), 039909(E) (1p.).
- [110] S. B. Yuste, J. J. Ruiz-Lorenzo, and K. Lindenberg, *Target problem with evanescent subdiffusive traps*, Phys. Rev. E 74 (2006), 046119 (7 pp.).
- [111] S.B. Yuste and K. Lindenberg, *Subdiffusive target problem: Survival probability*, Phys. Rev. E 76 (2007), 051114 (6 pp.).
- [112] S. B. Yuste, G. Oshanin, K. Lindenberg, O. Benichou, J. Klafter, *Survival probability of a particle in a sea of mobile traps: A tale of tails*, Phys. Rev. E 78 (2008), 021105 (7 pp.).
- [113] E. Abad, S. B. Yuste and K. Lindenberg *Survival probability of an immobile target in a sea of evanescent diffusive or subdiffusive traps: A fractional equation approach*, Phys. Rev. E 86 (2012), 061120 (8 pp.).
- [114] A. J. Bray, S. N. Majumdar and R. A. Blythe, *Formal solution of a class of reaction-diffusion models: Reduction to a single-particle problem*, Phys. Rev. E 67 (2003), 060102 (4 pp.).
- [115] A. J. Bray and R. A. Blythe, *Exact Asymptotics for One-Dimensional Diffusion with Mobile Traps*,

- Phys. Rev. Lett. 89 (2002), 150601 (4 pp.).
- [116] M. Moreau, G. Oshanin, O. Bénichou and M. Coppey, *Pascal principle for diffusion-controlled trapping reactions*, Phys. Rev. E 67 (2003), 045104 (4 pp.).
- [117] G. Oshanin, S. Burlatsky and A. Ovchinnikov, *Fluctuation induced kinetics of incoherent excitations quenching*, Phys. Lett. A 139 (1989), pp. 241–244.
- [118] M. Moreau, G. Oshanin, O. Bénichou and M. Coppey, *Lattice theory of trapping reactions with mobile species*, Phys. Rev. E 69 (2004), 046101 (11 pp.).
- [119] R. A. Blythe and A. J. Bray, *Survival probability of a diffusing particle in the presence of Poisson-distributed mobile traps*, Phys. Rev. E 67 (2003), 041101 (13 pp.).
- [120] V. Mehra and P. Grassberger, *Trapping reaction with mobile traps*, Phys. Rev. E 65 (2002), 050101 (4 pp.). See also [119].
- [121] S. B. Yuste and L. Acedo, *Some exact results for the trapping of subdiffusive particles in one dimension*, Physica A 336 (2004), pp. 334–346.
- [122] R. Borrego, E. Abad and S. B. Yuste, *Survival probability of a subdiffusive particle in a d-dimensional sea of mobile traps*, Phys. Rev. E 80 (2009), 061121 (8 pp.).
- [123] S. Burlatsky and G. Oshanin, *Diffusion-controlled reactions with polymers*, Phys. Lett. A 145 (1990), pp. 61–65.
- [124] G. Oshanin, O. Bénichou, M. Coppey and M. Moreau, *Trapping reactions with randomly moving traps: Exact asymptotic results for compact exploration*, Phys. Rev. E 66 (2002), 060101 (4 pp.).
- [125] L. Anton and A. J. Bray, *Approach to asymptotic behaviour in the dynamics of the trapping reaction*, J. Phys. A 37 (2004), pp. 8407–8419.
- [126] L. Anton, R. A. Blythe and A. J. Bray, *Spatial fluctuations of a surviving particle in the trapping reaction* J. Phys. A 38 (2005), pp. 133–144.
- [127] J. J. Ruiz-Lorenzo, S. B. Yuste and K. Lindenberg, *Simulations for trapping reactions with subdiffusive traps and subdiffusive particles*, J. Phys.: Condens. Matter 19 (2007), 065120 (12pp).
- [128] S. B. Yuste and K. Lindenberg, *Subdiffusive target problem: Survival probability*, Phys. Rev. E 76 (2007), 051114 (6 pp.).
- [129] G. Oshanin and M. Tachiya, *Exact asymptotics for nonradiative migration-accelerated energy transfer in one-dimensional systems*, Phys. Rev. E 78 (2008), 031124 (8 pp.).
- [130] G. Oshanin, J. Klafter, O. Vasilyev and P. Krapivsky, *Survival of an evasive prey*, Proc. Natl. Acad. Sci. USA 106 (2009), pp. 13696–13701.
- [131] D. Toussaint and F. Wilczek, *J. Chem. Phys. Particle antiparticle annihilation in diffusive motion*, 78 (1983), pp. 2642–2647.
- [132] M. Bramson and J. L. Lebowitz, *Phys. Rev. Lett.* 61 (1988), pp. 2397–2400.
- [133] S. N. Majumdar and A. J. Bray, *Survival probability of a ballistic tracer particle in the presence of diffusing traps*, Phys. Rev. E 68 (2003), 045101 (4 pp.).
- [134] P. L. Krapivsky, S. Redner, *Kinetics of a Diffusive Capture Process: Lamb Besieged by a Pride of Lions*, J. Phys. A 29 (1996), pp. 5347–5357.
- [135] S. Redner, P. L. Krapivsky, *Capture of the Lamb: Diffusing Predators Seeking a Diffusing Prey*, Am. J. Phys. 67 (1999), pp. 1277–1283.
- [136] M. Bramson and D. Griffeath, *Capture problems for coupled random walks*, in *Random Walks, Brownian Motion, and Interacting Particle Systems: A Festschrift in Honor of Frank Spitzer*, R. Durrett and H. Kesten Eds., Birkhauser, Boston (1991), pp. 153–188.
- [137] H. Kesten, *An absorption problem for several Brownian motions*, in *Seminar on Stochastic Processes, 1991*, E. C inlar, K. L. Chung, and M. J. Sharpe, eds. (Birkhäuser, Boston, 1992).
- [138] W. V. Li and Q.-M. Shao, *Capture time of Brownian pursuits*, Probab. Theor. Relat. Fields 122 (2002), pp. 494–508.
- [139] P. L. Krapivsky, S. N. Majumdar, A. Rosso, *Maximum of N Independent Brownian Walkers till the First Exit From the Half Space*, J. Phys. A: Math. Theor. 43 (2010), 315001 (22 pp.).
- [140] , D. ben-Avraham, B. M. Johnson, C. A. Monaco, P. L. Krapivsky, and S. Redner, *Ordering of Random Walks: The Leader and the Laggard*, J. Phys. A 36 (2003), pp. 1789–1799.
- [141] A. Gabel, S. N. Majumdar, N. K. Panduranga and S. Redner, *Can a Lamb Reach a Haven Before Being Eaten by Diffusing Lions?*, J. Stat. Mech. (2012), P05011 (13 pp.).
- [142] E. Ben-Naim and P. L. Krapivsky, *First-passage exponents of multiple random walks*, J. Phys. A 43 (2010), 495008 (16pp.).
- [143] J. G. Amar and F. Family, *Diffusion annihilation in one dimension and kinetics of the Ising-model at zero temperature* Phys. Rev. A 41 (1990), pp. 3258–3262.
- [144] A. J. Bray, *Universal scaling function for domain growth in the Glauber-Ising chain*, J. Phys. A 23 (1990), L67–L72.
- [145] B. Derrida, P.M.C. de Oliveira, and D. Stauffer, *Stable spins in the zero temperature spinodal decomposition of 2D Potts models* Physica (Amsterdam) 224A (1996), pp 604–612.
- [146] C. M. Newman and D. L. Stein, *Blocking and persistence in the zero-temperature dynamics of homogeneous and disordered Ising models*, Phys. Rev. Lett. **82** (1999), pp. 3944–3947.
- [147] S. Jain, *Persistence in the zero-temperature dynamics of the diluted Ising ferromagnet in two dimensions*, Phys. Rev. E 60 (1999) R2445-R2447.
- [148] A. J. Bray, *Random walks in logarithmic and power-law potentials, nonuniversal persistence, and vortex dynamics in the two-dimensional XY model*, Phys. Rev. E 62 (2000), pp. 103–112.
- [149] P. C. Hohenberg and B. I. Halperin, *Theory of dynamic critical phenomena*, Rev. Mod. Phys. 49 (1977), pp. 435–479.
- [150] A. J. Bray, B. Derrida and C. Godrèche, *Nontrivial algebraic decay in a soluble model of coarsening* Europhys. Lett. 27 (1994), pp. 175–180.
- [151] A. J. Bray and B. Derrida, *Exact exponent λ of the autocorrelation function for a soluble model of coarsening*, Phys. Rev. E 51 (1995), R1633-R1636.
- [152] B. Derrida, C. Godrèche and I. Yekutieli, *Stable-distributions of growing and coalescing droplets* Europhys. Lett. 12 (1990), pp. 385–390.

- [153] ———, *Scale-invariant regimes in one-dimensional models of growing and coalescing droplets* Phys. Rev. A 44 (1991), pp. 6241–6251.
- [154] B. P. Lee and A. D. Rutenberg, *Persistence, poisoning, and autocorrelation in dilute coarsening*, Phys. Rev. Lett. 79 (1997), pp. 4842–4845.
- [155] P. Gonos and A. J. Bray, *Persistence in systems with conserved order parameter*, J. Phys. A: Math. Gen. 38 (2005), pp. 1427–1440.
- [156] M. Saharay and P. Sen, *Persistence in an antiferromagnetic Ising system with conserved magnetisation*, Physica A 318 (2003), pp. 243–250.
- [157] S. C. Chaturvedi, *Gaussian stochastic processes*, Lect. Note. Phys. (Springer) 184 (1983), pp. 19–29.
- [158] S. O. Rice, *Mathematical analysis of random noise*, Bell Syst. Tech. J. 23 (1944), pp. 282–332; 24 (1945), pp. 46–156.
- [159] K. Oerding, S. J. Cornell and A. J. Bray, *Non-Markovian persistence and nonequilibrium critical dynamics*, Phys. Rev. E 56 (1997), R25–R28.
- [160] B. Derrida and R. Zeitak, *Distribution of domain sizes in the zero temperature Glauber dynamics of the one-dimensional Potts model*, Phys. Rev. E 54(3) (1996), pp. 2513–2525.
- [161] C. Sire, *Probability distribution of the maximum of a smooth temporal signal*, Phys. Rev. Lett. 98 (2007), 020601 (4 pp.).
- [162] C. Sire, *Crossing intervals of non-Markovian Gaussian processes*, Phys. Rev. E 78 (2008), 011121 (16 pp.).
- [163] J. Lamperti, *Semi-stable stochastic processes*, Trans. Amer. Math. Soc. 104 (1962), pp. 62–78.
- [164] A. Lachal, *Regular points for the successive primitives of Brownian motion*, J. Math. Kyoto Univ. 37 (1997), 99–119.
- [165] A. Lachal, *Local asymptotic classes for the successive primitives of Brownian motion*, Ann. Probab. 25 (1997), 1712–1734.
- [166] A. Watson, *Persistence pays off in defining history of diffusion*, Science 274 (1996), 919–921.
- [167] G. C. M. A. Ehrardt, A. J. Bray, *Series expansion calculation of persistence exponents*, Phys. Rev. Lett. 88 (2002), 070601 (4 pp.).
- [168] T. J. Newman and W. Loinaz, *Critical dimensions of the diffusion equation*, Phys. Rev. Lett. 86 (2001), pp. 2712–2715.
- [169] H. J. Hilhorst, *Persistence exponent of the diffusion equation in epsilon dimensions*, Physica A 277 (2000), pp. 124–126.
- [170] T. Ohta, D. Jasnow and K. Kawasaki, *Universal scaling in the motion of random interfaces*, Phys. Rev. Lett. 49 (1982), pp. 1223–1226.
- [171] A. Bloch and G. Pólya, *On the roots of certain algebraic equations*, Proc. London Math. Soc. (3) 33 (1932), pp. 102–114.
- [172] A. T. Bharucha-Reid and M. Sambandham, *Random Polynomials*, Academic Press, New York, (1986).
- [173] K. Farahmand, in *Topics in random polynomials*, Pitman research notes in mathematics series **393**, (Longman, Harlow) (1998).
- [174] A. Edelman and E. Kostlan, *How many zeros of a random polynomial are real ?*, Bull. Amer. Math. Soc. (N. S.) 32 (1995), pp. 1–37. Erratum: Bull. Amer. Math. Soc. (N. S.) 33 (1996), 325.
- [175] E. Bogomolny, O. Bohigas and P. Leboeuf, *Distribution of roots of random polynomials*, Phys. Rev. Lett. 68 (1992), pp. 2726–2729.
- [176] ———, *Quantum chaotic dynamics and random polynomials*, J. Stat. Phys. 85 (1996), pp. 639–679.
- [177] G. Schehr and S.N. Majumdar, *Statistics of the number of zero crossings: From random polynomials to the diffusion equation*, Phys. Rev. Lett. 99 (2007), 060603 (4pp.).
- [178] ———, *Real roots of random polynomials and zero crossing properties of diffusion equation*, J. Stat. Phys. 132(2) (2008), pp. 235–273.
- [179] M. Kac, *On the average number of real roots of a random algebraic equation*, Bull. Amer. Math. Soc. 49 (1943), pp. 314–320; Erratum: Bull. Amer. Math. Soc. 49 (1943), p. 938.
- [180] A. P. Aldous and Y. V. Fyodorov, *Real roots of random polynomials: universality close to accumulation points*, J. Phys. A: Math. Gen. 37 (2004), 1231–1239.
- [181] P. Erdős and P. Turán, *On the distribution of roots of polynomials*, Ann. of Math. 51 (1950), pp. 105–119.
- [182] M. Das, *Real zeros of a class of random algebraic polynomials*, J. Indian Math. Soc. 36 (1972), pp. 53–63.
- [183] M. L. Mehta, *Random matrices*, Academic Press, New York, (1991).
- [184] A. Dembo, B. Poonen, Q.-M. Shao and O. Zeitouni, *Random polynomials having few or no real zeros*, J. Amer. Math. Soc. 15 (2002), pp. 857–892.
- [185] A. Dembo, S. Mukherjee, *No zero-crossings for random polynomials and the heat equation*, preprint arXiv:1208.2382.
- [186] W. V. Li and Q. M. Shao, *Recent developments on lower tail probabilities for Gaussian processes*, Cosmos 1 (2005), pp. 95–106.
- [187] G. Molchan, *Survival exponents for some Gaussian processes*, preprint arXiv:1203.2446v1.
- [188] W. V. Li and Q. M. Shao, *A normal comparison inequality and its applications*, Prob. Th. Rel. Fields 122 (2002), pp. 494–508.
- [189] D. N. Zaporozhets, *On the distribution of the number of real zeros of a random polynomial*, J. Math. Sci. (N. Y.) 137 (2006), pp. 4525–4530.
- [190] J. S. Bendat, *Principles and applications of random noise theory* (wiley, New York, 1958).
- [191] E. Ben-Naim, L. Frachebourg, and P. L. Krapivsky, *Coarsening and persistence in the voter model*, Phys. Rev. E 53 (1996), pp. 3078–3087.
- [192] S. N. Majumdar, A. J. Bray, S. J. Cornell and C. Sire, *Global persistence exponent for nonequilibrium critical dynamics*, Phys. Rev. Lett. 77 (1996), pp. 3704–3707.
- [193] H. K. Janssen, B. Schaub and B. Schmittmann, *New universal short-time scaling behavior of critical relaxation processes*, Z. Phys. 73 (1989), pp. 539–549.

- [194] P. Calabrese and A. Gambassi, *Ageing Properties of Critical Systems*, J. Phys. A 38 (2005), R133–R193.
- [195] R. Paul and G. Schehr, *Non Markovian persistence in the diluted Ising model at criticality*, Europhys. Lett. 72(5) (2005), pp. 719–725.
- [196] G. Schehr and R. Paul, *Non-equilibrium critical dynamics in disordered ferromagnets*, J. Phys: Conf. Series 40 (2006), pp. 27–35.
- [197] D. Stauffer, *Flipping of Magnetization in Ising Models at T_c* , Int. J. Mod. Phys. C 7 (1996), pp. 753–757.
- [198] L. Schülke and B. Zheng, *Monte-Carlo measurement of the global persistence exponent*, Phys. Lett. A 233 (1997), pp. 93–98.
- [199] R. Paul, A. Gambassi and G. Schehr, *Dynamic crossover in the global persistence at criticality*, Europhys. Lett. 78 (2007), 10007 (5 pp.).
- [200] P. Grassberger, *Damage spreading and critical exponents for model A Ising dynamics*, Physica A 214 (1995), pp. 547–559.
- [201] M. P. Nightingale and H. W. J. Blöte, *Monte Carlo computation of correlation times of independent relaxation modes at criticality*, Phys. Rev. B 62 (2000), pp. 1089–1101.
- [202] M. Henkel and M. Pleimling, *Non-equilibrium Phase Transitions: ageing and dynamical scaling far from equilibrium*, Tome 2, Springer, Heidelberg, (2010).
- [203] N. Menyhard and G. Odor, *Non-Markovian persistence at the parity conserving point of a one-dimensional nonequilibrium kinetic Ising model*, J. Phys. A 30 (1997), pp. 8515–8521.
- [204] R. da Silva, N. A. Alves and J. R. Drugowich de Felicio, *Global persistence exponent of the two-dimensional Blume-Capel model*, Phys. Rev. E 67 (2003), 057102 (4 pp.).
- [205] H. A. Fernandes and J. R. Drugowich de Felicio, *Global persistence exponent of the double-exchange model*, Phys. Rev. E 73 (2006), 057101 (4 pp.).
- [206] H. Hinrichsen and H. M. Koduvely, *Numerical Study of Local and Global Persistence in Directed Percolation*, Eur. Phys. J. B 5 (1998), pp. 257–264.
- [207] K. Oerding and F. van Wijland, *Global persistence in directed percolation*, J. Phys. A: Math. Gen. 31 (1998), pp. 7011–7021.
- [208] E. Albano and M. A. Munoz, *Numerical study of persistence in systems with absorbing states*, Phys. Rev. E 63 (2001), 031104 (7 pp.).
- [209] S. Lubeck and A. Misra, *Persistence distributions in a conserved lattice gas with absorbing states*, Eur. Phys. J. B 26 (2002), pp. 75–79.
- [210] E. Arashiro, J. R. Drugowich de Felicio, U. H.E. Hansmann, *Global Persistence Exponent of the Helix-Coil Transition in Polypeptides*, in *From Computational Biophysics to Systems Biology (CBSB07)*, U. H. E. Hansmann, J. Meinke, S. Mohanty, O. Zimmermann, eds., NIC Series Vol. 36, Jülich, 2007, pp. 79–82.
- [211] S. Jain and T. Yamano, *Persistence in a Random Bond Ising Model of Socio-Econo Dynamics*, Int. J. Mod. Phys. C 19 (2008), pp. 161–168.
- [212] P. Calabrese, A. Gambassi and F. Krzakala, *Critical aging of Ising ferromagnets relaxing from an ordered state*, J. Stat. Mech. (2006), P06016.
- [213] P. Calabrese and A. Gambassi, *Slow dynamics in critical ferromagnetic vector models relaxing from a magnetized initial state*, J. Stat. Mech. (2007), P01001.
- [214] M. Henkel and M. Pleimling, *Non-Markovian global persistence in phase ordering kinetics*, J. Stat. Mech. (2009), P12012.
- [215] S. Cueille and C. Sire, *Spin block persistence at finite temperature*, J. Phys. A 30 (1997), L791–L796.
- [216] ———, *Block persistence*, Eur. Phys. J. B 7 (1999), pp. 111–127.
- [217] B. Derrida, *How to extract information from simulations of coarsening at finite temperature ?*, Phys. Rev. E 55 (1997), pp. 3705–3707.
- [218] I. Dornic and C. Godrèche, *Large deviations and nontrivial exponents in coarsening systems*, J. Phys. A: Math. Gen. 31 (1998), pp. 5413–5429.
- [219] S. N. Majumdar and A. J. Bray, *Persistence of manifolds in nonequilibrium critical dynamics*, Phys. Rev. Lett. 91 (2003), 030602 (4 pp.).
- [220] J. Krug, H. Kallabis, S. N. Majumdar, S. J. Cornell, A. J. Bray and C. Sire, *Persistence exponents for fluctuating interfaces*, Phys. Rev. E 56 (1997), 2702–2712.
- [221] D. A. Huse, *Remanent magnetization decay at the spin-glass critical point: A new dynamic critical exponent for nonequilibrium autocorrelations*, Phys. Rev. B 40 (1989), pp. 304–308.
- [222] R. Paul, A. Gambassi and G. Schehr, *Dynamic crossover in the persistence probability of manifolds at criticality*, J. Stat. Mech. (2010), P12029.
- [223] B. B. Mandelbrot and J. W. van Ness, *Fractional Brownian motions, fractional noises and applications*, SIAM (Soc. Ind. Appl. Math.) Rev. 10 (1968), 422–437.
- [224] S. M. Berman, *Gaussian processes with stationary increments: Local times and sample function properties*, Ann. Math. Stat. 41 (1970), 1260–1272.
- [225] G.M. Molchan, *On the maximum of a fractional Brownian motion: probability of small values*, Theor. Probab. Appl. 44 (1999), pp. 97–102.
- [226] F. Aurzada, *On the one-sided exit problem for fractional Brownian motion*, Electronic Comm. in Prob. 16 (2011), pp. 392–404.
- [227] A. Hansen, T. Engoy, and K. J. Maloy, *Measuring Hurst exponents with the first return method*, Fractals 2 (1994), 527–533.
- [228] S. Maslov, M. Paczusky, and P. Bak, *Avalanches and $1/f$ Noise in Evolution and Growth Models*, Phys. Rev. Lett. 73 (1994), 2162–2165.
- [229] M. Ding and W. Yang, *Distribution of the first return time in fractional Brownian motion and its application to the study of on-off intermittency*, Phys. Rev. E 52 (1995), 207–213.
- [230] J. Krug, H. Kallabis, S. N. Majumdar, S. J. Cornell, A. J. Bray and C. Sire, *Persistence exponents for fluctuating interfaces*, Phys. Rev. E 56 (1997), 2702–2712.
- [231] M. Constantin, C. Dasgupta, P. Punyindu Chatraphorn, S. N. Majumdar, S. Das Sarma, *Persistence*

- in nonequilibrium surface growth*, Phys. Rev. E 69 (2004), 061608 (22 pp.).
- [232] M. Constantin and S. Das Sarma, *Volatility, persistence, and survival in financial markets*, Phys. Rev. E 72 (2005), 051106 (11 pp.).
- [233] I.-C. Chen, H. Chen, and H. Tseng, *Persistence probability analyzed on the Taiwan stock market*, Int. J. Mod. Phys. B 23 (2009), 4713–4726.
- [234] Y. Kantor and M. Kardar, *Anomalous diffusion with absorbing boundary*, Phys. Rev. E 76 (2007), 061121 (7 pp.).
- [235] A. Zoia, A. Rosso, and M. Kardar, *Fractional Laplacian in bounded domains*, Phys. Rev. E 76 (2007), 021116 (11 pp.).
- [236] C. Chatelain, Y. Kantor and M. Kardar, *Probability distributions for polymer translocation*, Phys. Rev. E 78 (2008), 021129 (5 pp.).
- [237] A. Zoia, A. Rosso, S. N. Majumdar, *Asymptotic Behavior of Self-Affine Processes in Semi-Infinite Domains*, Phys. Rev. Lett. 102 (2009), 120602 (4 pp.).
- [238] S. N. Majumdar, A. Rosso and A. Zoia, *Hitting probability for anomalous diffusion processes*, Phys. Rev. Lett. 104 (2010), 020602 (4 pp.).
- [239] R. Garcia-Garcia, A. Rosso, G. Schehr, *Longest excursion of fractional Brownian motion: Numerical evidence of non-Markovian effects*, Phys. Rev. E 81 (2010), 010102(R) (4 pp.).
- [240] A. Amitai, Y. Kantor, M. Kardar, *First-passage distributions in a collective model of anomalous diffusion with tunable exponent*, Phys. Rev. E 81 (2010), 011107 (10 pp.).
- [241] O. Y. Sliusarenko, V. Y. Gonchar, A. V. Chechkin, I. M. Sokolov, and R. Metzler, *Kramers-like escape driven by fractional Gaussian noise*, Phys. Rev. E 81 (2010), 041119 (14 pp.).
- [242] K. J. Wiese, S. N. Majumdar and A. Rosso, *Perturbation theory for fractional Brownian motion in presence of absorbing boundaries*, Phys. Rev. E 83 (2011), 061141 (15 pp.).
- [243] J.-H. Jeon, A. V. Chechkin and R. Metzler, *First passage behaviour of fractional Brownian motion in two-dimensional wedge domains*, Europhys. Lett. 94 (2011), 20008 (6 pp.).
- [244] F. Aurzada and C. Baumgarten, *Persistence of fractional Brownian motion with moving boundaries and applications*, preprint arXiv:1301.0424 to be published in J. Phys. A (2013).
- [245] G. Oshanin, A. Rosso and G. Schehr, *Anomalous fluctuations of currents in Sinai-type random chains with strongly correlated disorder*, preprint arXiv:1209.3313v2, to be published in Phys. Rev. Lett. (2013).
- [246] L. P. Sanders and T. Ambjornsson, *First Passage Times for a Tracer Particle in Single File Diffusion and Fractional Brownian Motion*, J. Chem. Phys. 136 (2012), 175103 (12 pp.).
- [247] A.-L. Barabasi and H. E. Stanley, *Fractal Concepts in Surface Growth* (Cambridge University, Cambridge, 1995); A. McKane, M. Droz, J. Vannimenus and D. Wolf, *Scale Invariance, Interfaces, and Non-Equilibrium Dynamics* (New York and London, 1995).
- [248] T. Halpin-Healy and Y.-C. Zhang, *Kinetic roughening phenomena, stochastic growth directed polymers and all that- aspects of multidisciplinary statistical-mechanics*, Phys. Rep. 254 (1995), pp. 215–415.
- [249] J. Krug, *Origins of scale invariance in growth processes*, Adv. Phys. 46 (1997), pp. 139–282.
- [250] F. Family, *Scaling of rough surfaces: effects of surface diffusion*, J. Phys. A: Gen. 19 (1986), L441–446.
- [251] D. Wolf and J. Villain, *Growth with surface diffusion*, Europhys. Lett. 13 (1990), pp. 389–394.
- [252] S. Das Sarma and P. Tamborenea, *A new universality class for kinetic growth: One-dimensional molecular-beam epitaxy*, Phys. Rev. Lett. 66 (1991), pp. 325–328.
- [253] P. Tamborenea and S. Das Sarma, *Surface-diffusion-driven kinetic growth on one-dimensional substrates*, Phys. Rev. E 48 (1993), pp. 2575–2594.
- [254] J. M. Kim and J. M. Kosterlitz, *Growth in a restricted solid-on-solid model*, Phys. Rev. Lett. 62 (1989), pp. 2289–2292.
- [255] J. M. Kim, J. M. Kosterlitz and T. Ala-Nissala, *Surface growth and crossover behaviour in a restricted solid-on-solid model*, J. Phys. A 24 (1991), pp. 5569–5586.
- [256] J. M. Kim and S. Das Sarma, *Discrete models for conserved growth equations*, Phys. Rev. Lett. 72 (1994), pp. 2903–2906.
- [257] J. Krug, *Turbulent interfaces*, Phys. Rev. Lett. 72 (1994), pp. 2907–2910.
- [258] S. Das Sarma, S. V. Ghaisas and J. M. Kim, *Kinetic super-roughening and anomalous dynamic scaling in nonequilibrium growth models*, Phys. Rev. E 49 (1994), pp. 122–125.
- [259] Y. Kim, D. K. Park and J. M. Kim, *Conserved growth in a restricted solid-on-solid model*, J. Phys. A 27 (1994), L533–L539.
- [260] W. W. Mullins, *Theory of Thermal Grooving*, J. Appl. Phys. 28 (1957), pp. 333–339 (1957).
- [261] C. Herring, *Effect of Change of Scale on Sintering Phenomena*, J. Appl. Phys. 21 (1950), pp. 301–303.
- [262] Z. -W. Lai and S. Das Sarma, *Kinetic growth with surface relaxation: Continuum versus atomistic models* Phys. Rev. Lett. 66 (1991), pp. 2348–2351.
- [263] J. Villain, *Continuum models of crystal growth from atomic beams with and without desorption*, J. Phys. I (France) 1 (1991), pp. 19–42.
- [264] J. Krug, *Power laws in surface physics: The deep, the shallow and the useful*, Physica A 340 (2004), pp. 647–655.
- [265] F. Family and T. Vicsek, *Scaling of the active zone in the Eden process on percolation networks and the ballistic deposition model*, J. Phys. A 18 (1985), L75–L81
- [266] F. Family, *Dynamic scaling and phase transitions in interface growth*, Physica A 168 (1990), pp. 561–580.
- [267] B. Joos, T. L. Einstein and N. C. Bartelt, *Distribution of terrace widths on a vicinal surface within the one-dimensional free-fermion model*, Phys. Rev. B 43 (1991), 8153–8162.
- [268] T. L. Einstein, *Applications of Ideas from Random Matrix Theory to Step Distributions on Misoriented Surfaces*, Ann. Henri Poincaré 4 (Suppl. 2) (2003), pp. 811–824.
- [269] T. L. Einstein, *Using the Wigner-Ibach surmise to analyze terrace-width distributions: history*,

- users's guide, and advances*, Appl. Phys. A 87 (2007), 375–384.
- [270] B. R. Conrad, W. G. Cullen, D. B. Dougherty, I. Lyubinetzky and E. D. Williams, *Spatial first-passage statistics of Al/Si(111)-(root 3X root 3) step fluctuations*, Phys. Rev. E 75 (2007), 021603 (6 pp.).
- [271] M. Constantin, C. Dasgupta, S. Das Sarma, D.B. Dougherty and E. D. Williams, *Persistence and survival in equilibrium step fluctuations*, J. Stat. Mech. (2007) P07001.
- [272] J. M. J. van Leeuwen, V. W. A. de Villeneuve and H. N. W. Lekkerkerker, *Persistence in Practice*, J. Stat. Mech. (2009), P09003 (13 pp.).
- [273] S. Baier, S. Dieluweit and M. Giesen, *Step and island dynamics on Cu(111), Ag(111) and Au(100) electrodes in electrolyte*, Surf. Sci. 502-503 (2002), pp. 463–473.
- [274] S. F. Edwards and D. R. Wilkinson, *The Surface statistics of a granular aggregate*, Proc. R. Soc. Lond. A 381 (1982), pp. 17–31.
- [275] M. Giesen, *Step and island dynamics at solid/vacuum and solid/liquid interfaces*, Prog. Surf. Sci. 68 (2001), pp. 1-154.
- [276] M. Kardar, G. Parisi and Y. -C. Zhang, *Dynamic Scaling of Growing Interfaces*, Phys. Rev. Lett. 56 (1986), pp. 889–892.
- [277] S. Das Sarma, P. Punyindu Chatrathorn and Z. Toroczkai, *Universality class of discrete solid-on-solid limited mobility nonequilibrium growth models for kinetic surface roughening*, Phys. Rev. E 65 (2002), 036144 (7pp.).
- [278] S. Das Sarma and P. Punyindu, *Dynamic scaling in a (2+1)-dimensional limited mobility model of epitaxial growth*, Phys. Rev. E 55 (1997), pp. 5361–5364.
- [279] P. Punyindu and S. Das Sarma, *Noise reduction and universality in limited-mobility models of nonequilibrium growth*, Phys. Rev. E 57 (1998), R4863–R4866.
- [280] H. Kallabis and J. Krug, *Persistence of Kardar-Parisi-Zhang Interfaces*, Europhys. Lett 45 (1999), pp. 20–25.
- [281] C. Dasgupta, M. Constantin, S. Das Sarma and S. N. Majumdar, *Survival in equilibrium step fluctuations*, Phys. Rev. E 69 (2004), 022101 (4pp.).
- [282] M. Constantin, S. Das Sarma, and C. Dasgupta, *Spatial persistence and survival probabilities for fluctuating interfaces*, Phys. Rev. E 69 (2004) 051603 (10 pp.).
- [283] S. N. Majumdar and C. Dasgupta, *Spatial survival probability for one-dimensional fluctuating interfaces in the steady state*, Phys. Rev. E 73 (2006), 011602 (15 pp.).
- [284] P. L. Ferrari, R. Frings, *On the spatial persistence for Airy processes*, J. Stat. Mech. (2013), P02001 (9 pp.).
- [285] S. B. Singha, *Persistence of surface fluctuations in radially growing surfaces*, J. Stat. Mech. (2005) P08006 (17 pp.).
- [286] K. A. Takeuchi, *Statistics of circular interface fluctuations in an off-lattice Eden model*, J. Stat. Mech. (2012) P05007 (16 pp.).
- [287] G. C. M. A. Ehrhardt and A. J. Bray, *Series expansion calculation of persistence exponents* Phys. Rev. Lett. 88 (2002), 070601 (4 pp.).
- [288] S. N. Majumdar, A. J. Bray and G. C. M. A. Ehrhardt, *Persistence of a continuous stochastic process with discrete-time sampling*, Phys. Rev. E 64 (2001), 015101(R) (4 pp.).
- [289] G. C. M. A. Ehrhardt, A. J. Bray and S. N. Majumdar, *Persistence of a continuous stochastic process with discrete-time sampling: Non-Markov processes*, Phys. Rev. E 65 (2002), 041102 (13 pp.).
- [290] Ya. G. Sinai, *The limiting behavior of a one-dimensional random walk in a random medium*, Theor. Prob. Appl. 27 (1982), pp. 256–268.
- [291] J.-P. Bouchaud, A. Comtet, A. Georges, and P. Le Doussal, *Classical diffusion of a particle in a one-dimensional random force field*, Ann. Phys. 201 (1990), pp. 285-341.
- [292] G. Oshanin, S. Redner, *Helix or coil? Fate of a melting heteropolymer*, Europhys. Lett. 85 (2009), 10008 (5 pp.).
- [293] D. S. Fisher, P. Le Doussal, and C. Monthus, *Random walks, reaction-diffusion, and nonequilibrium dynamics of spin chains in one-dimensional random environments*, Phys. Rev. Lett. 80 (1998), pp. 3539–3542.
- [294] D. S. Fisher, P. Le Doussal, and C. Monthus, *Random walkers in one-dimensional random environments: Exact renormalization group analysis*, Phys. Rev. E 59 (1999), pp. 4795–4840.
- [295] F. Igloi, C. Monthus, *Strong disorder RG approach of random systems*, Phys. Rep. 412 (2005), pp. 277-431.
- [296] A. Comtet and D. S. Dean, *Exact results on Sinai's diffusion*, J. Phys. A: Math. Gen. 31 (1998), pp. 8595–8605.
- [297] F. Igloi and H. Rieger, *Anomalous diffusion in disordered media and random quantum spin chains*, Phys. Rev. E 58 (1998), pp. 4238–4241.
- [298] F. Igloi and H. Rieger, *Average persistence of random walks*, Europhys. Lett. 45 (1999), pp. 673–679.
- [299] F. Igloi, L. Turban, and H. Rieger, *Anomalous diffusion in aperiodic environments*, Phys. Rev. E 59 (1999), pp. 1465–1474.
- [300] S. N. Majumdar and A. Comtet, *Exact asymptotic results for persistence in the Sinai model with arbitrary drift*, Phys. Rev. E 66 (2002), 061105 (12 pp.).
- [301] S. N. Majumdar and A. Comtet, *Local and occupation time of a particle diffusing in a random medium*, Phys. Rev. Lett. 89 (2002), 060601 (4 pp.).
- [302] S. Sabhapandit, S. N. Majumdar, and A. Comtet *Statistical properties of functionals of the paths of a particle diffusing in a one-dimensional random potential* Phys. Rev. E 73 (2006), 051102 (27 pp.).
- [303] G. Matheron and G. de Marsily, *Is transport in porous media always diffusive? A counterexample*, Water Resour. Res. 16 (1980), pp. 901–917.
- [304] J.-P. Bouchaud, A. Georges, J. Koplik, A. Provata, and S. Redner, *Superdiffusion in random velocity fields*, Phys. Rev. Lett. 64 (1990), pp. 2503–2506.
- [305] S. Redner, *Superdiffusion in random velocity fields*, Physica A 168 (1990), pp. 551–560.
- [306] G. Zumofen, J. Klafter, and A. Blumen, *Enhanced diffusion in random velocity fields*, Phys. Rev. A

- 42 (1990), pp. 4601–4608.
- [307] S. Redner, *Survival probability in a random velocity field*, Phys. Rev. E 56 (1997), pp. 4967–4972.
- [308] S. N. Majumdar, Phys. Rev. E, *Persistence of a particle in the Matheronde Marsily velocity field*, Phys. Rev. E 68 (2003), 050101(R) (4 pp.).
- [309] F. Castell, N. Guillotin-Plantard, F. Pene, and B. Schapira, arXiv:1202.3251.
- [310] P.E. Rouse, *A theory of the linear viscoelastic properties of dilute solutions of coiling polymers* J. Chem. Phys. 21 (1953), pp. 1272–1280.
- [311] G. Oshanin and A. Blumen, *Rouse chain dynamics in layered random flows*, Phys. Rev. E 49 (1994), pp. 4185–4191.
- [312] G. Oshanin and A. Blumen, *Dynamics and conformational properties of Rouse polymers in random layered flows*, Macromol. Theory Simul. 4 (1995), pp. 87–109.
- [313] K.J. Wiese and P. Le Doussal, *Polymers and manifolds in static random flows: a renormalization group study*, Nucl. Phys. B 552 (1999), pp. 529–598.
- [314] S. Jespersen, G. Oshanin, and A. Blumen, *Polymer dynamics in time-dependent Matheron-de Marsily flows: An exactly solvable model*, Phys. Rev. E 63 (2001), 011801 (6 pp.).
- [315] S.N. Majumdar and D. Das, *Persistence of randomly coupled fluctuating interfaces*, Phys. Rev. E 71 (2005), 036129 (11 pp.).
- [316] S. Bhattacharya, D. Das, and S.N. Majumdar, *Persistence of a Rouse polymer chain under transverse shear flow*, Phys. Rev. E 75 (2007), 061122 (6 pp.).
- [317] D. Chakraborty, *Time correlations and persistence probability of a Brownian particle in a shear flow*, EPJB 85 (2012), (8 pp.).
- [318] P. Lévy, *Sur certains processus stochastiques homogènes*, Compositio Math. 7 (1939), 283–339.
- [319] M. Kac, *On distribution of certain Wiener functionals*, Trans. Am. Math. Soc. 65 (1949), pp. 1–13.
- [320] S. Watanabe, *Generalized arc-sine laws for one-dimensional diffusion processes and random walks*, Proc. Symp. Pure Math. 57 (1995), pp. 157–212.
- [321] S. N. Majumdar, *Brownian functionals in physics and computer science*, Curr. Sci. 89 (2005), 2076–2092.
- [322] A. Baldassarri, J.-P. Bouchaud, I. Dornic, and C. Godrèche, *Statistics of persistent events: An exactly soluble model*, Phys. Rev. E 59 (1999) R20-R23.
- [323] C. Godrèche and J. M. Luck, *Statistics of the occupation time of renewal processes*, J. Stat. Phys. 104 (2001), 489–524.
- [324] S. Burov and E. Barkai, *Residence Time Statistics for N Renewal Processes*, Phys. Rev. Lett. 107 (2011), 170601 (4 pp.).
- [325] A. Dhar and S. N. Majumdar, *Residence time distribution for a class of Gaussian Markov processes*, Phys. Rev. E 59 (1999), 6413–6418.
- [326] G. De Smedt, C. Godrèche, and J. M. Luck, *Statistics of the occupation time for a class of Gaussian Markov processes*, J. Phys. A: Math. Gen. 34 (2001), 1247–1269.
- [327] S. N. Majumdar and A. J. Bray, *Large-deviation functions for nonlinear functionals of a Gaussian stationary Markov process*, Phys. Rev. E 65 (2002), 051112 (8 pp.).
- [328] S. N. Majumdar and D. S. Dean, *Exact occupation time distribution in a non-Markovian sequence and its relation to spin glass models*, Phys. Rev. E 66 (2002), 041102 (10 pp.).
- [329] E. Barkai, *Residence Time Statistics for Normal and Fractional Diffusion in a Force Field*, J. Stat. Phys. 123 (2006), pp. 883–907.
- [330] X. Brokmann, J.-P. Hermier, G. Messin, P. Desbailles, J.-P. Bouchaud, and M. Dahan, *Statistical Aging and Nonergodicity in the Fluorescence of Single Nanocrystals*, Phys. Rev. Lett. 90 (2003), 120601 (4 pp.).
- [331] G. Margolin and E. Barkai, *Nonergodicity of Blinking Nanocrystals and Other Lévy-Walk Processes*, Phys. Rev. Lett. 94 (2005), 080601 (4 pp.).
- [332] G. Bel and E. Barkai, *Weak ergodicity breaking in the continuous-time random walk*, Phys. Rev. Lett. 94 (2005), 240602 (4 pp.).
- [333] F. D. Stefani, J. P. Hoogenboom, and E. Barkai, *Beyond quantum jumps: blinking nanoscale light emitters*, Physics Today 62 (2009), pp. 34–39.
- [334] T. J. Newman and Z. Toroczkai, *Diffusive persistence and the sign-time distribution*, Phys. Rev. E 58 (1998), R2685–R2688.
- [335] J.-M. Drouffe and C. Godrèche, *Stationary definition of persistence for finite temperature phase ordering*, J. Phys. A 31 (1998), pp. 9801–9807.
- [336] Z. Toroczkai, T. J. Newman and S. Das Sarma, *Sign-time distributions for interface growth*, Phys. Rev. E 60 (1998), R1115–R1118.
- [337] M. Constantin, S. Das Sarma, C. Dasgupta, O. Bondarchuk, D. B. Dougherty and E. D. Williams, *Infinite Family of Persistence Exponents for Interface Fluctuations*, Phys. Rev. Lett. 91 (2003), 086103 (4 pp.).
- [338] M. Constantin and S. Das Sarma, *Generalized survival in equilibrium step fluctuations*, Phys. Rev. E 69 (2004), 052601 (4 pp.).
- [339] B. Derrida, *Exponents appearing in the zero-temperature dynamics of the 1-d Potts model*, J. Phys. A.: Math. Gen. 28 (1995), pp. 1481–1491.
- [340] S. N. Majumdar and D. A. Huse, *Growth of long-range correlations after a quench in phase-ordering systems*, Phys. Rev. E 52 (1995), pp. 270–284.
- [341] C. Sire and S. N. Majumdar, *Correlations and Coarsening in the q -State Potts Model*, Phys. Rev. Lett. 74 (1995), pp. 4321–4324.
- [342] C. Monthus, *Exponents appearing in heterogeneous reaction-diffusion models in one dimension* Phys. Rev. E 54 (1996), pp. 4844–4859.
- [343] P. L. Krapivsky and E. Ben Naim, *Domain statistics in coarsening systems*, Phys. Rev. E 56 (1997), pp. 3788–3798.
- [344] S. N. Majumdar and S. J. Cornell, *Survival probability of a mobile particle in a fluctuating field*, Phys. Rev. E 57 (1997), 3757–3766.

- [345] S. Krishnamurthy, R. Rajesh and O. Zaboronsky, *Persistence properties of a system of coagulating and annihilating random walkers*, Phys. Rev. E 68 (2003), 046103 (12 pp.).
- [346] R. Rajesh and O. Zaboronsky, *Survival probability of a diffusing test particle in a system of coagulating and annihilating random walkers*, Phys. Rev. E 70 (2004), 036111 (9 pp.).
- [347] G. Manoj and P. Ray, *Scaling and fractal formation in persistence*, J. Phys. A: Math. Gen. 33 (2000), L109–L114.
- [348] G. Manoj and P. Ray, *Spatial distribution of persistent sites*, J. Phys. A: Math. Gen. 33 (2000), 5489–
- [349] G. Manoj and P. Ray, *Persistence in higher dimensions: a finite size scaling study*, Phys. Rev. E 62 (2000), 7755–7758.
- [350] S. Jain and H. Hlynn, *Scaling and persistence in the two-dimensional Ising model*, J. Phys. A: Math. Gen. 33 (2000), 8383–8388.
- [351] P. Ray, *Persistence in extended dynamical systems*, Phase Transitions, 77 (2004), 563–579.
- [352] A. J. Bray and S. J. O’Donoghue *Unusual dynamical scaling in the spatial distribution of persistent sites in one-dimensional Potts model*, Phys. Rev. E 62 (2000), 3366–3375.
- [353] G. I. Menon, P. Ray, and P. Shukla, *Persistence in one-dimensional Ising models with parallel dynamics*, Phys. Rev. E 64 (2000), 46102 (5 pp.).
- [354] G. I. Menon and P. Ray, *Exact persistence exponent for one-dimensional Potts models with parallel dynamics*, J. Phys. A: Math. Gen. 34 (2001), L735–L741.
- [355] J. Cardy, *Proportion of unaffected sites in a reaction-diffusion process*, J. Phys. A.: Math. Gen. 28 (1995), L19–L24.
- [356] E. Ben-Naim, *Reaction kinetics of cluster impurities*, Phys. Rev. E 53 (1996), pp. 1566–1571.
- [357] P. Sen and S. Dasgupta, *Persistence and dynamics in the ANNNI chain*, J. Phys. A: Math. Gen. 37 (2004), 11949–11956.
- [358] T. M. Liggett, *Interacting particle-systems* (Berlin, Springer) (1985).
- [359] M. Howard and C. Godrèche, *Persistence in the Voter model: continuum reaction-diffusion approach*, J. Phys. A: Math. Gen. 31 (1998), L209–L215.
- [360] H. Hinrichsen, *Non-equilibrium critical phenomena and phase transitions into absorbing states*, Adv. Phys. 49 (2000), 815–958.
- [361] G. Odor, *Universality classes in nonequilibrium lattice systems*, Rev. Mod. Phys. 76 (2004), 663–724.
- [362] T. E. Harris, *Contact Interactions on a lattice*, Ann. Prob. 2 (1974), 969–988.
- [363] R. M. Ziff, E. Gulari, and Y. Barshad, *Kinetic Phase Transitions in an Irreversible Surface-Reaction Model*, Phys. Rev. Lett. 56 (1986), 2553–2556.
- [364] E. V. Albano and M. A. Munoz, *Numerical study of persistence in models with absorbing states*, Phys. Rev. E 63 (2001), 031104 (7 pp.).
- [365] G.I I. Menon, S. Sinha, and P. Ray, *Persistence at the onset of spatio-temporal intermittency in coupled map lattices*, Europhys. Lett. 61 (2003), 27–33.
- [366] J. Fuchs, J. Schelter, F. Ginelli, and H. Hinrichsen, *Local persistence in the directed percolation universality class*, J. Stat. Mech. (2008), P04015 (21 pp.).
- [367] P. Grassberger, *Local persistence in directed percolation*, J. Stat. Mech. (2009), P08021 (11 pp.).
- [368] H. Hinrichsen, *Efficient numerical study of local persistence in directed percolation*, J. Stat. Mech. N10001 (2009) (4 pp.).
- [369] K. A. Takeuchi, M. Kuroda, H. Chaté, and M. Sano, *Experimental realization of directed percolation criticality in turbulent liquid crystals*, Phys. Rev. E 80 (2009), 051116 (12 pp.).
- [370] P. Perlekar, S. S. Ray, D. Mitra, and R. Pandit, *Persistence Problem in Two-Dimensional Fluid Turbulence*, Phys. Rev. Lett. 106 (2011), 054501 (4 pp.).
- [371] K. A. Takeuchi, M. Kuroda, H. Chaté, and M. Sano, *Directed percolation criticality in turbulent liquid crystals*, Phys. Rev. Lett. 99 (2007), 234503 (4 pp.).
- [372] D. Chakraborty, *Persistence in advection of a passive scalar*, Phys. Rev. E 79 (2009), 031112 (6 pp.).
- [373] O. Deloubrière and H. J. Hilhorst, *Persistence exponents of non-Gaussian processes in statistical mechanics*, J. Phys. A: Math. Gen. 33 (2000), 1993–2013.
- [374] O. Deloubrière, *A universality class in Markovian persistence*, J. Phys. A: Math. Gen. 33 (2000), 7025–7031.
- [375] J. Farago, *Persistence distributions for non-Gaussian Markovian processes*, Europhys. Lett. 52 (2000), 379–385.
- [376] S. N. Majumdar and D. Dhar, *Persistence in a stationary time series*, Phys. Rev. E 64 (2001), 046123 (8 pp.).
- [377] T. Li, *Structure of metastable states in a random Ising chain*, Phys. Rev. B 24 (1981), 6579–6587.
- [378] B. Derrida and E. Gardner, *Metastable states of a spin glass chain at 0 temperature*, J. Phys. (Paris) 47 (1986), 959–965.
- [379] S. N. Majumdar, *Statistics of multiple sign changes in a discrete non-Markovian sequence*, Phys. Rev. E 65 (2002), 035104(R) (4 pp.).
- [380] S. Condamin, O. Bénichou and M. Moreau, *First-passage times for random walks in bounded domains*, Phys. Rev. Lett. 95 (2005), 260601 (4 pp.).
- [381] S. Condamin, O. Bénichou, V. Tejedor, R. Voituriez and J. Klafter, *First passage times in complex scale invariant media*, Nature 450 (2007), 77–80.
- [382] O. Bénichou, B. Meyer, V. Tejedor and R. Voituriez, *Zero constant formula for first-passage observables in bounded domains*, Phys. Rev. Lett. 101 (2008), 130601 (4 pp.).
- [383] J. D. Noh and H. Rieger, *Random walks on complex networks*, Phys. Rev. Lett. 92 (2004), 118701 (4 pp.) (2004).
- [384] C. Mejía-Monasterio, G. Oshanin, G. Schehr, *First passages for a search by a swarm of independent random searchers*, J. Stat. Mech. (2011), P06022 (35 pp.).
- [385] T. G. Mattos, C. Mejía-Monasterio, R. Metzler, G. Oshanin, *First passages in bounded domains: When is the mean first passage time meaningful?*, Phys. Rev. E 86 (2012), 031143 (8 pp.).

- [386] W. J. Bell, *Searching behaviour: the behavioural ecology of finding resources* (Chapman and Hall, London 1991).
- [387] G. Adam and M. Delbruck, *Reduction of dimensionality in biological diffusion processes*, in *Structural Chemistry and Molecular Biology*, A. Rich and N. Davidson Eds. (W.H. Freeman and Company, San Francisco; London, 1968).
- [388] L. D. Stone, *Theory of optimal search* (reprinted in 2007 by INFORMS, Hanover (Maryland), USA).
- [389] Special issue on *The random search problem: trends and perspectives*, J. Phys. A: Math. Theor. 43 (2009).
- [390] O. Bénichou, C. Loverdo, M. Moreau, and R. Voituriez *Intermittent search strategies*, Rev. Mod. Phys. 83 (2011), 81–129.
- [391] M. R. Evans and S. N. Majumdar, *Diffusion with optimal resetting*, J. Phys. A: Math. Theor. 44 (2011), 435001 (15 pp.).
- [392] M. R. Evans, S. N. Majumdar and K. Mallick, *Optimal diffusive search: nonequilibrium resetting versus equilibrium dynamics*, preprint arXiv: 1212.4096.
- [393] J. Whitehouse, M. R. Evans, and S. N. Majumdar, *Effect of Partial Absorption on Diffusion with Resetting*, Phys. Rev. E 87 (2013), 022118 (7 pp.)