

CONSTRAINTS ON AXION-LIKE PARTICLES FROM X-RAY OBSERVATIONS OF HYDRA GALAXY CLUSTER

DENIS WOUTERS¹ AND PIERRE BRUN²
CEA, Irfu, Centre de Saclay, F-91191 Gif-sur-Yvette — France
Draft version March 8, 2019

ABSTRACT

Axion-like particles (ALPs) belong to a class of new pseudoscalar particles that generically couple to photons, opening the possibility of oscillations from photons into ALPs in an external magnetic field. These oscillations are expected to imprint irregularities in a limited energy range of the spectrum of astrophysical sources, witnessing the turbulence of their magnetic fields. In this study, *Chandra* observations of Hydra galaxy cluster are used to constrain the value of the coupling of ALPs to photons. The case of the conversion of X-ray photons from the central source Hydra A in the magnetic field of the cluster is considered. The magnetic field strength and structure is well determined observationally, which adds to the robustness of the analysis. The absence of anomalous irregularities in the X-ray spectrum of Hydra A conservatively provides the most competitive constraints on the coupling constant for ALP masses below 7×10^{-12} eV at the level of $g_{\gamma a} < 7.3 \times 10^{-12}$ GeV⁻¹. Because of the specific phenomenology involved these constraints actually hold more generally for very light pseudo Nambu-Goldstone bosons.

Subject headings: Elementary particles — Galaxies: clusters: individual:Hydra A — X-rays: individual:Hydra A

1. INTRODUCTION

Many extensions of the standard model of particle physics predict the existence of new light bosons. One of the most studied example is the axion, a pseudoscalar particle associated to the spontaneous breaking of the U(1) Peccei-Quinn symmetry (Peccei & Quinn 1977b). The symmetry was introduced as a solution to the strong CP problem, with the spontaneous breaking of the symmetry dynamically tuning the CP angle to zero (Peccei & Quinn 1977a). In this case, the mass of the axion is predicted to scale with the inverse symmetry breaking scale f . Pseudoscalar particles generically couple with the electromagnetic field via a two photon vertex of the form:

$$\mathcal{L}_{\gamma a} = -\frac{1}{4}g_{\gamma a}F_{\mu\nu}\tilde{F}^{\mu\nu}a = g_{\gamma a}\vec{E}\cdot\vec{B}a \quad , \quad (1)$$

where F is the electromagnetic tensor, \tilde{F} its dual, \vec{E} and \vec{B} the electric and magnetic fields, a the axion field and $g_{\gamma a}$ the axion-photon coupling strength. For standard axions, $g_{\gamma a}$ also scales with $1/f$ so that the coupling strength and the mass of the hypothetical particle are proportional. However pseudoscalar particles with unrelated mass and coupling strength can be expected from more general U(1) symmetries (Kim 1987) or in extra-dimension gauge theories (Turok 1996). Those have the same phenomenology than standard axions and are called axion-like particles (ALPs). The coupling of ALPs to two photons implies the possibility for oscillations from photons into ALPs in an external magnetic field (Sikivie 1983; Raffelt & Stodolsky 1988). This is used by laboratory experiments to search for ALPs produced in the Sun (Arik et al. 2009) or by conversion of a laser beam in a

strong magnetic field (Ehret et al. 2009), to put stringent constraints on the coupling strength.

Astrophysical environments offer the possibility of strong magnetic fields on long baselines and are thus promising targets in the search for ALPs. In contrast with laboratory experiments, magnetic fields in astrophysical environments are usually not coherent. In the case of galaxy cluster magnetic fields for instance, the turbulence is well described by a Kolmogorov power spectrum on scales from tens of parsecs up to a few kiloparsecs. It has been shown in Wouters & Brun (2012) that when γ -rays mix with ALPs in a turbulent magnetic fields, the turbulence of the field translates into an irregular behavior of the γ -ray energy spectrum. These irregularities are expected in a limited energy range, for energies around the energy threshold of the mixing. The search for irregularities in the TeV-energy spectrum of the bright blazar PKS 2155-304 measured by H.E.S.S. gives stringent constraints in a limited range for the ALP mass around 10^{-8} eV (Wouters & Brun for the H.E.S.S. collaboration 2013). In the present study, X-ray data are used and ALP masses below the effective mass of the photon in the medium are considered. For typical values of the electron density in galaxy clusters, the effective photon mass is about 10^{-11} eV. Spectral irregularities associated to this low mass are expected in the X-ray band for typical galaxy cluster magnetic fields and values of the coupling $g_{\gamma a}$ not excluded by current constraints. One possible source of uncertainty and systematic error in the determination of constraints on ALPs in astrophysics is the lack of knowledge about the magnetic fields that serve as a target to trigger the photon/ALP conversions. Here we choose to use one of the best characterized large scale magnetic field in both strength and structure that is the magnetic field of the well studied Hydra cluster. In the following, irregularities are searched in the spectrum of

¹ denis.wouters@cea.fr

² pierre.brun@cea.fr

the bright X-ray source Hydra A that lies at the center of the galaxy cluster Hydra. The characteristics of the electron density and those of the magnetic field (profiles, scales, turbulence) in the cluster derived by Faraday rotation measure have been extensively discussed in the literature and are used in the analysis (Vogt & Enßlin 2003, 2005; Kuchar & Enßlin 2011; Laing et al. 2008). The article is organized as follows. First, the phenomenology of the photon/ALP oscillations in the medium is briefly recalled. In a second step, the modeling of the magnetic field and electron density in the cluster is presented, following the most recent measurement by Faraday rotation. The results of the analysis of *Chandra* data on Hydra cluster are then exposed and the derived constraint is finally discussed.

2. PHENOMENOLOGY OF THE PHOTON/ALP SYSTEM

The photon/ALP system is described as in Raffelt & Stodolsky (1988) by a wave-function with three states, two for the photon corresponding to the polarization states and one for the axion. The Lagrangian of Eq. 1 induces the mixing between the three states in an external magnetic field. A transfer matrix is used to compute the probability of observing a photon after propagation in a magnetic domain of size s , starting from an unpolarized beam of photons. This probability is called the survival probability. For propagation in one domain with a coherent magnetic field of strength projected on the polarization plane B , this probability writes:

$$P_{\gamma \rightarrow \gamma} = 1 - \frac{1}{2} \frac{1}{1 + E_c^2/E^2} \sin^2 \frac{g_{\gamma a} B s}{2} \sqrt{1 + E_c^2/E^2}, \quad (2)$$

where E is the energy of the photon and $E_c = |m_\gamma^2 - m_a^2|/2g_{\gamma a}B$ defines the critical energy above which the mixing is efficient. $m_\gamma = 4\pi\alpha n_e/m_e$ is the effective mass of a photon propagating in a plasma with electron density n_e . In galaxy clusters, typical values for the electron density are $n_e \sim 0.01 \text{ cm}^{-3}$ corresponding to an effective photon mass $m_\gamma \sim 3 \times 10^{-11} \text{ eV}$. For ALP masses m_a negligible compared to m_γ , the critical energy no longer depends on m_a . The survival probability is energy-dependent for energies around E_c . For turbulent magnetic fields, the global transfer matrix of the system has a very complex energy dependence and the survival probability can show strong spectral irregularities around E_c . As shown in Wouters & Brun (2012), the exact structure of these irregularities depends on the realization of the turbulent magnetic field crossed by the beam and is therefore not predictable. However, the statistical properties of the spectral irregularities are a prediction of the model. The following analysis addresses the question of the level of spectral irregularities induced by photon/ALP oscillations that can be accommodated by the data. ALPs with a low mass, lower than the effective photon mass, are considered. In this regime, $m_a \ll m_\gamma \sim 10^{-11} \text{ eV}$, E_c does not depend anymore on m_a and the constraint on $g_{\gamma a}$ that is deduced does not depend on the mass of the ALP. In this mass region, the coupling strength is limited to $g_{\gamma a} \lesssim 10^{-11} \text{ GeV}^{-1}$ because of the non-observation of a γ -ray counterpart to SN 1987A (Brockway et al. 1996). For this upper limit value and typical values of magnetic fields in galaxy clus-

ter, $B \sim 10 \mu\text{G}$, E_c lies around a few tens of keV, thus motivating observations in X-rays.

3. MODELING OF THE GALAXY CLUSTER

For one to obtain constraints on ALP parameters, a bright X-ray point-like source embedded in a strong magnetic field is required. A good knowledge of the magnetic field and the electron density is also essential in order to limit possible systematic bias from these uncontrolled parameters. One of the best candidate source is Hydra A, a Fanaroff-Riley class I radio galaxy located at redshift $z = 0.0538$ that has been observed by the *Chandra* observatory. It is centered on a corona of hot thermal electrons emitting in X-rays by radiative cooling. The electron density profile from Vogt & Enßlin (2005) is used. It is estimated with the X-ray surface brightness model of Mohr et al. (1999) from *ROSAT* PSPC data, deprojected of the line of sight with the method of Pfrommer & Enßlin (2004). The magnetic field profile surrounding Hydra A has been extensively studied using Faraday rotation maps of the polarization of the radio emission of the AGN lobes due to the propagation through the magnetized electron plasma (Taylor & Perley 1993; Vogt & Enßlin 2003, 2005; Laing et al. 2008; Kuchar & Enßlin 2011). These studies assume that the magnetic field scales with the electron density as $B(r) \propto n_e(r)^{\alpha_B}$ where α_B is a free parameter to be determined. The geometry, described by the angle of projection of the northern jet on the line of sight θ , plays a crucial role in determining the strength of the magnetic field. A depolarization asymmetry is observed between the two lobes of Hydra A (Taylor & Perley 1993), most likely related to the Laing-Garrington effect (Garrington et al. 1988; Laing 1988), because of the non-vanishing θ angle. Taylor & Perley (1993) found a most likely value for θ of 45° . This value has been confirmed in more recent analyses (Kuchar & Enßlin 2011; Laing et al. 2008) but the associated uncertainty remains large. For instance, a value as low as 30° is still plausible (Kuchar & Enßlin 2011). In the analysis of Kuchar & Enßlin (2011), which is a refinement of Vogt & Enßlin (2005), the strength of the magnetic field B_0 at the center of Hydra A is found to be $21 \mu\text{G}$ if $\theta = 30^\circ$, compared to $B_0 = 36 \mu\text{G}$ if $\theta = 45^\circ$. For conservativeness, the profile of the magnetic field found in Kuchar & Enßlin (2011) for $\theta = 30^\circ$ is assumed in the following. The most likely value of the scale parameter is $\alpha_B = 1$, which is significantly higher than the theoretical value $\alpha_B = 0.5$ expected if the ratio of magnetic to kinetic energy is constant throughout the cluster. Again, the value $\alpha_B = 1$ is taken in order to be conservative. Finally, the turbulence power spectrum is found to be in good agreement with a Kolmogorov spectrum $P(k) \propto k^{-5/3}$ up to scales as large as 10 kpc. When it comes to spectral irregularities, it has been shown in Wouters & Brun (2012) that photon/ALP mixing rapidly becomes irrelevant for lower scales for two reasons. First, the decreasing Kolmogorov power spectrum suppresses contributions on lower scales as $s^{-2/3}$ (Mirizzi et al. 2007). Second, the amplitude of photon/ALP also depends on the turbulence scale, independently of B , as $s^{-1/2}$. For these reasons, in the fol-

lowing the turbulence power spectrum is modeled with a Kolmogorov slope between scales of 1 kpc to 10 kpc.

4. CHANDRA DATA ANALYSIS

Hydra A has been observed by the ACIS instrument onboard the satellite borne *Chandra* observatory (Weisskopf et al. 2000) in 1999 and 2003, for respectively 20% and 80% of the total live-time. The ACIS is composed of two arrays of imaging CCDs sensitive to X-rays between 0.2 and 10 keV. It features an average angular resolution of $1''$ and an energy resolution of about 0.1 keV at 1.5 keV (Garmire et al. 2003). The data have been recalibrated using the standard procedure with the latest calibration 4.5.5.1 and the analysis is performed with CIAO tools version 4.5. Events with energy between 0.3 and 10 keV have been retained for the analysis and checked for background event flares. A total live-time exposure of 238 ks is eventually available for the analysis. Images of the Hydra A region observed by *Chandra* has been given in McNamara et al. (2000); Kirkpatrick et al. (2009) and show a diffuse emission from thermal electrons surrounding the central source. In this study, only the non-thermal component of the spectrum from the central source is of interest. To extract this spectrum, an aperture of $1''$ around the position of the central source (determined from infrared observations (Skrutskie et al. 2006)) is used. Contamination from the thermal background beneath the non-thermal component is estimated from an annular region between $1''$ and $2.5''$. The source spectrum is rebinned to ensure a minimum of 30 counts per bin. The spectral analysis is carried out with the XSPEC package version 12.7.1 and the instrumental response functions generated via the `specextract` procedure. The spectrum is well modeled ($\chi^2/n_{\text{d.o.f.}} = 48.59/58$) by a power law ($dN/dE \propto E^{-\Gamma}$, $\Gamma = 1.52 \pm 0.17$) heavily absorbed by a hydrogen column $N_{\text{H}} = 2.54 \pm 0.33 \times 10^{22} \text{ cm}^{-2}$ (McNamara et al. 2000). The absorbed integrated flux of the source between 2 and 10 keV is $3.10 \pm 0.07 \times 10^{-5} \gamma \cdot \text{cm}^{-2} \text{ s}^{-1}$. The hydrogen column found with the fit is hundreds of times larger than the Milky Way contribution expected in the direction of Hydra A. Evidence for an opaque system at the core of Hydra A have already been reported in Taylor (1996). Because of the heavy absorption at low energies, the non-thermal component from the core of Hydra A is only visible above 1 keV. In the following, the spectrum is restricted to energies above this threshold. The spectrum is shown on Fig. 1 together with the model. The solid line is the best-fit function, corresponding to an absorbed power-law. The small features that appear on the continuous line are related to absorptions due to elements heavier than hydrogen. Also shown are the residuals of the fit normalized to the model. No significant deviations or irregularities that could be linked to photon/ALP oscillations are observed in the spectrum so that it is now used to constrain the value of $g_{\gamma a}$.

5. THE CONSTRAINT

To estimate the maximum level of irregularities induced by photon/ALP oscillations that can be accommodated by the data, the spectrum is fitted with the model of Sec. 4, multiplied by an irregularity pattern corresponding to photon/ALP conversions. An example of such pattern is given in Wouters & Brun (2012).

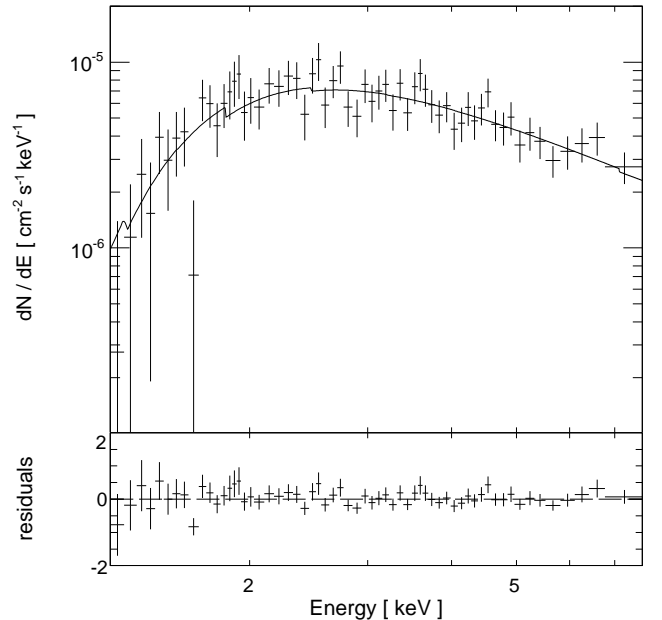


FIG. 1.— spectrum of the non-thermal component of the point-like source. Top panel: reconstructed spectrum with model. Bottom panel: residuals normalized to the model.

The value of $g_{\gamma a}$ is a new free parameter that drives the amplitudes of the irregularities. When $g_{\gamma a}$ goes to zero, the spectral model without the ALP pattern as shown in Fig. 1 is retrieved. Because of the turbulent nature of the magnetic field crossed by the beam, the exact structure of the ALP signal is not predictable. This procedure needs therefore to be repeated a large number of time, for different random realizations of the magnetic field. Note that this randomness accounts for the lack of knowledge on the magnetic field and not its dynamics, its configuration appearing static over periods of the order of thousands of years for the smallest considered scales. The average profile of $\chi^2(g_{\gamma a})$ for arbitrary small ALP mass over various realizations of the magnetic field is shown on Fig. 2. The 95% envelope of the profile is also shown. For the majority of realizations, $g_{\gamma a} \sim 0$ is preferred. However, the 95% lower envelope exhibits a clear minimum around $g_{\gamma a} \sim 0.4 \times 10^{-11} \text{ GeV}^{-1}$, corresponding to a better fit with the ALP pattern compared to the simple absorbed power-law. This effect is not an indication for a signal but rather an expected effect. For the corresponding realizations of the magnetic field, the spectral irregularities that are produced overfit the poissonian noise of the data that comes from the finite statistic. At the minimum, the irregularities in the flux have the same amplitude than the shot noise in the bins. One can roughly estimate the value of the coupling constant for which this is expected. Better fits should indeed be found when the scale of the induced irregularities matches the natural statistical fluctuations. There are 30 events per bin in the spectrum of Fig. 1 so that the relative level of natural irregularity is $1/\sqrt{30} \simeq 20\%$. For photon/ALP induced irregularities, the relative $\delta\phi/\phi$ fluctuations are computed from the average of the survival probability over many domains (Grossman et al. 2002):

$$\frac{\delta\phi}{\phi} = \frac{1}{3} \left(1 - e^{-3g_{\gamma a}^2 B^2 Ls/8} \right) \quad (3)$$

where $B^2L = \int_0^\infty B^2(r)dr = 6.5 \times 10^{-13} \text{ GeV}^3$ is the integrated magnetic field profile over the line of sight and $s = 10 \text{ kpc}$ is the coherence length. The irregularities are then comparable to the statistical fluctuations for $g_{\gamma a}$ of a few $10^{-12} \text{ GeV}^{-1}$, in agreement with the minimum found in Fig. 2. The value of $g_{\gamma a}$ at this minimum is thus predicted as a function of the magnetic field parameters and the statistic in the bins. For this reason, the minimum does not correspond to an indication for an ALP. Moreover, there is no guarantee on the exact spectral model underlying the data. There could well be for instance line features due to the fluorescence of iron or other heavy elements that would mimic the ALP pattern. In the end, this method could not be used for a discovery, but gives conservative constraints. For higher coupling strengths, the irregularities become larger than the typical range of noise induced by the Poisson statistic and the fit degrades quickly. The constraint on $g_{\gamma a}$ is then set using the 95% lower envelope. Values of $g_{\gamma a}$ with $\Delta\chi^2 > 4$, compared to the minimal value of the χ^2 are excluded. This yields the constraint $g_{\gamma a} < 7.3 \times 10^{-12} \text{ GeV}^{-1}$ at the 95% C.L. This constraint is derived for ALP models with arbitrarily small masses m_a . When the ALP mass compares to the effective photon mass in the plasma, the spectral irregularities are no longer independent of m_a . As seen in Sec. 2, this occurs when $m_a \sim 10^{-11} \text{ GeV}^{-1}$. The procedure described above is thus repeated for different values of m_a in order to derive the shape of the limit in this range of mass. The contour of exclusion obtained at the 95% C.L. is shown on Fig. 3. There is a small range of mass around $8 \times 10^{-12} \text{ eV}$ where the exclusion is slightly less constraining. This corresponds to ALP masses comparable to the effective photon mass in the plasma. From Eq. 2, the survival probability is energy independent when $m_a = m_\gamma$. In this case, no spectral irregularities occur and no constraint can be given. However, when

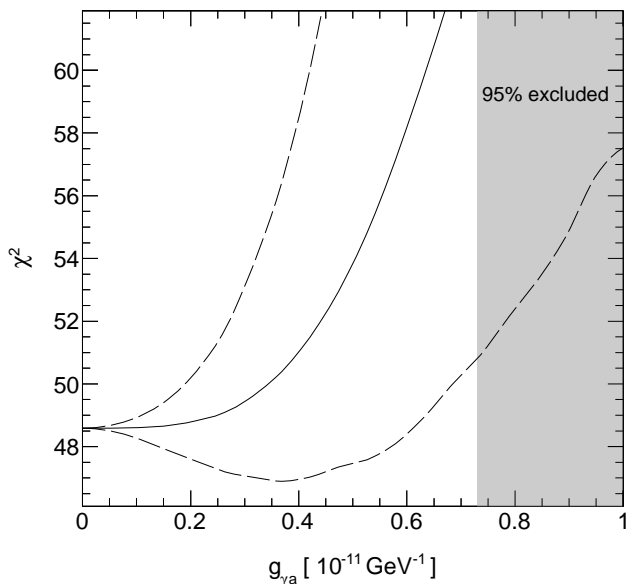


FIG. 2.— Median profile of $\chi^2(g_{\gamma a})$ for arbitrary small ALP mass over 1000 realizations of the magnetic field (solid line). The dashed lines represent the 95% envelope of the profile. The grey filled area gives the exclusion on $g_{\gamma a}$ that is obtained from the 95% lower envelope.

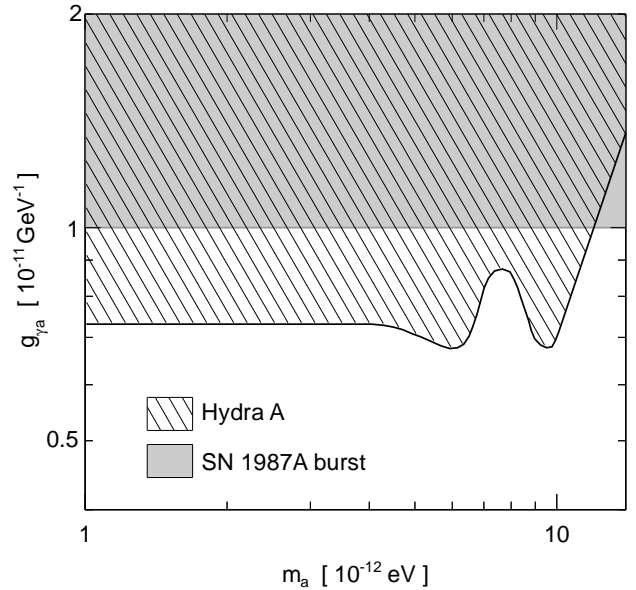


FIG. 3.— Constraint on $g_{\gamma a}$ from X-ray observations of Hydra A cluster (hatched area). The grey filled area is the constraint from SN 1987 A burst (Brockway et al. 1996). Exclusions are set at the 95% C.L.

considering the propagation in Hydra A cluster, the electron density is not uniform and decreases along the beam path. At higher ALP masses, the exclusion gets less constraining as the critical energy increases to energies that cannot be probed with *Chandra*. Therefore the exclusion curve rises as m_a^2 as expected. Horns et al. (2012) also sets a constraint on very low mass ALPs, but due to the lack of knowledge on the magnetic field properties used for their analysis, the authors only constrain the $g_{\gamma a}B$ product. The constraint obtained from the burst of SN 1987 A in Brockway et al. (1996) is also shown on Fig. 3. For these small masses, direct searches at CAST yield a limit of the order of $10^{-10} \text{ GeV}^{-1}$ Arik et al. (2009). It appears that the present constraint is therefore the most competitive for low mass ALPs.

A final remark is that the current limits hold for a more general class of particles than ALPs. Indeed they are valid for generic pseudo Nambu-Goldstone bosons, even in the case of a F^2 type of coupling to photons instead of the $F\tilde{F}$ term introduced in Eq. 1. Switching to the first type of coupling leads to swap the polarization of the photon that is involved in the mixing. As magnetic field directions are randomly chosen inside many domains here, the effect of the mixing on the irregularities is the same.

6. DISCUSSION AND CONCLUSION

The search for irregularities in the X-ray spectrum of Hydra A measured by *Chandra* leads to a constraint at the 95% C.L. on the ALP coupling to two photons of $g_{\gamma a} < 7.3 \times 10^{-12} \text{ GeV}^{-1}$ for ALP masses below $7 \times 10^{-12} \text{ eV}$. In this study, the key point is the use of a measured profile of the magnetic field, determined from Faraday rotation maps. The related measurement of the magnetic field yields a determination of its strength that has an error, which for conservativeness the lower limit of is retained in the present analysis. The constraints are

thus considered as firm and robust. For a more likely profile of the magnetic field, the constraint would improve to $g_{\gamma a} < 4.3 \times 10^{-12} \text{ GeV}^{-1}$. A refined measurement of the jet orientation angle θ of Hydra A would help to characterize the magnetic field profile and possibly improve the limit. The constraint derived here is limited by the statistic available. Simulations of spectra that would be observed with more data show that with a ten time longer exposure, the upper limit could be improved to

$g_{\gamma a} < 3.9 \times 10^{-12} \text{ GeV}^{-1}$ for the conservative magnetic field profile. The conservative exclusion derived in this work is the most stringent constraint to date in the range of very low-mass ALPs, with $m_a < 10^{-11} \text{ eV}$.

This work benefited from the support of the French PNHE (Programme National Hautes Energies).

REFERENCES

- Arik, E., Aune, S., Autiero, D., et al. 2009, JCAP, 2, 8
 Brockway, J. W., Carlson, E. D., & Raffelt, G. G. 1996, Phys.Lett., B383, 439
 Ehret, K., Frede, M., Ghazaryan, S., et al. 2009, NIM A, 612, 83
 Garmire, G. P., Bautz, M. W., Ford, P. G., Nousek, J. A., & Ricker, Jr., G. R. 2003, in SPIE Conference Series, Vol. 4851, SPIE Conference Series, ed. J. E. Truemper & H. D. Tananbaum, 28–44
 Garrington, S. T., Leahy, J. P., Conway, R. G., & Laing, R. A. 1988, Nature, 331, 147
 Grossman, Y., Roy, S., & Zupan, J. 2002, Physics Letters B, 543, 23
 Horns, D., Maccione, L., Mirizzi, A., & Roncadelli, M. 2012, Phys.Rev., D85, 085021
 Kim, J. E. 1987, Phys.Rept., 150, 1
 Kirkpatrick, C. C., Gitti, M., Cavagnolo, K. W., et al. 2009, ApJLett., 707, L69
 Kuchar, P. & Enßlin, T. A. 2011, Astron. & Astrophys., 529, A13
 Laing, R. A. 1988, Nature, 331, 149
 Laing, R. A., Bridle, A. H., Parma, P., & Murgia, M. 2008, MNRAS, 391, 521
 McNamara, B. R., Wise, M., Nulsen, P. E. J., et al. 2000, ApJLett., 534, L135
 Mirizzi, A., Raffelt, G. G., & Serpico, P. D. 2007, Phys. Rev. D, 76, 023001
 Mohr, J. J., Mathiesen, B., & Evrard, A. E. 1999, ApJ, 517, 627
 Peccei, R. D. & Quinn, H. R. 1977a, Phys. Rev., D16, 1791
 Peccei, R. D. & Quinn, H. R. 1977b, Phys. Rev. Lett., 38, 1440
 Pfrommer, C. & Enßlin, T. A. 2004, Astron. & Astrophys., 413, 17
 Raffelt, G. & Stodolsky, L. 1988, Phys. Rev. D, 37, 1237
 Sikivie, P. 1983, Physical Review Letters, 51, 1415
 Skrutskie, M. F., Cutri, R. M., Stiening, R., et al. 2006, Astron. J., 131, 1163
 Taylor, G. B. 1996, ApJ, 470, 394
 Taylor, G. B. & Perley, R. A. 1993, ApJ, 416, 554
 Turok, N. 1996, Physical Review Letters, 76, 1015
 Vogt, C. & Enßlin, T. A. 2003, Astron. & Astrophys., 412, 373
 Vogt, C. & Enßlin, T. A. 2005, Astron. & Astrophys., 434, 67
 Weisskopf, M. C., Tananbaum, H. D., Van Speybroeck, L. P., & O’Dell, S. L. 2000, in SPIE Conference Series, Vol. 4012, SPIE Conference Series, ed. J. E. Truemper & B. Aschenbach, 2–16
 Wouters, D. & Brun, P. 2012, Phys.Rev., D86, 043005
 Wouters, D. & Brun, P. for the H.E.S.S. collaboration 2013, to appear in the proceedings of the Rencontres de Moriond, 1304.0700