

k -d Match: A Fast Matching Algorithm for Sheared Stellar Samples

Jeremy S. Heyl^{1*}

¹*Department of Physics and Astronomy, University of British Columbia, 6224 Agricultural Road, Vancouver, BC V6T 1Z1, Canada*

Accepted 2013 May 1. Received 2013 May 1; in original form 2013 April 3

ABSTRACT

This paper presents new and efficient algorithms for matching stellar catalogues where the transformation between the coordinate systems of the two catalogues is unknown and may include shearing. Finding a given object whether a star or asterism from the first catalogue in the second is logarithmic in time rather than polynomial, yielding a dramatic speed up relative to a naive implementation. Both acceleration of the matching algorithm and the ability to solve for arbitrary affine transformations not only will allow the registration of stellar catalogues and images that are now impossible to use but also will find applications in machine vision and other imaging applications.

Key words: methods: data analysis — methods: observational — techniques: image processing — astrometry

1 INTRODUCTION

Finding the correspondances between catalogues of objects has long been a goal of astronomy. Generally, one first must place both catalogues on the same coordinate system and then search in two dimensions for the nearest neighbour in the second catalogue of each object in the first catalogue. Often one does not know the coordinate transformation between the catalogues initially, so part of the first step is to determine this transformation. Finding the transformation between the coordinate systems also basically involves a search for objects that correspond to each other in each catalogue and are invariant under the transformation. Groth (1986) introduced the technique of looking for similar triangles in two catalogues. The property of similarity is invariant under translation, rotation, magnification and inversion. The algorithm outlined in this paper uses the ratio of sides as the invariant under the coordinate transformation as in Valdes et al. (1995) and searches for several triangles with similar transformations. In the end even a small catalogue can result in a large number of triangles to search in a catalogue: $N(N-1)(N-2)/6$ or on the order of $N_1^3 N_2^3$ comparisons to make. Several authors (e.g. Valdes et al. 1995) have outlined techniques to accelerate the calculation of the triangles ($\mathcal{O}(N^2)$ vs. $\mathcal{O}(N^3)$) at the expense of storing information and accelerating the search process which decreases the prefactor on $\mathcal{O}(N_1^3 N_2^3)$ by presorting the triangles (Valdes et al. 1995), weighting the triangles by the magnitudes of the stars (Scholl 1994), culling the triangles to compare (Pál & Bakos 2006) or quitting after only a frac-

tion of the triangles have been compared and a sufficiently good fit is determined (Tabur 2007).

Both finding the matching triangles and later the matching objects in the catalogues require finding neighbours in a two-dimensional space. If the space were one dimensional, one would use a binary tree to search in $\log N$ time. Bentley (1975) developed a generalisation of the binary tree for arbitrary number of dimensions, the k -d tree. In this case k equals two. This algorithm dramatically speeds the search over the two dimensions, and runs the search for the `astrometry.net` algorithm (Lang et al. 2010). In particular, the process of finding the nearest neighbour in the two catalogues is sped up from $\mathcal{O}(N_1 N_2)$ to $\mathcal{O}[(N_1 + N_2) \log N_2]$. For the triangle search the improvement is even more dramatic from $\mathcal{O}(N_1^3 N_2^3)$ to $\mathcal{O}[(N_1^3 + N_2^3) \log N_2]$.

The dramatic acceleration of the determination of the transformation encourages a generalisation of the triangle matching technique of Groth (1986). In particular the property of similarity of triangles is invariant under translation, rotation, magnification and inversion but not shearing. If there is an significant shearing between the two coordinate systems, a triangle matching algorithm will fail. However, it is straightforward to generalise this technique for a general affine transformation. Such a transformation will preserve the ratio of areas, so the new technique is to build quadrilaterals from sets of four objects in each catalogue and calculate the ratio of areas of the triangles that comprise the quadrilaterals. Only two of the three area ratios are independent so the final search is again two dimensional. However, the number of quadrilaterals is huge $N(N-1)(N-2)(N-3)/24$ or on the order of $N_1^4 N_2^4$ direct comparisons to make. The k -d tree accelerates this quadrilateral search dramatically to

* Email: heyjl@phas.ubc.ca; Canada Research Chair

$\mathcal{O}[(N_1^4 + N_2^4) \log N_2]$, so it is even faster than the customary direct search over triangles.

The following sections introduce the k -d tree data structure (§ 2), the quadrilateral search (§ 3), the elimination of false positives (§ 4), present results of these new techniques (§ 5) and discuss future applications (§ 6).

2 THE k -D TREE

Bentley (1975) introduced the k -d tree as a multidimensional generalisation of a binary tree. In a binary tree each node contains its data, a key and two pointers one toward the daughter with a larger value of the key and one toward the daughter with a smaller value of the key. In the k -d tree, the key is multidimensional. In the current case the key is two-dimensional. Again each node contains its data, its *two* keys and two pointers one toward the daughter with a larger value of the first key and one toward the daughter with a smaller value of the first key. Looking at one of the daughter nodes, it contains pointers toward its daughter with a larger value of the *second* key and one toward the daughter with a smaller value of the *second* key. In this way each node divides its portion of its space in two with alternatively horizontal and vertical lines. The k -d tree is straightforward to generalise to more dimensions. Bentley (1975) showed the construction and the optimization of the tree requires on order of $N \log_2 N$ operations and searching the tree requires on order of $\log_2 N$ operations where N is the number of nodes in the tree.

A possible alternative data structure is a quadtree (Finkel & Bentley 1974) in which each node has four children splitting the node's space into four quadrants. This has the disadvantage of that many more of the pointers within the data structure will be null than with a k -d tree. Furthermore, although the quadtree may be generalised to higher dimensions, to implement it efficiently in various numbers of dimensions may require substantially different algorithms. On the other hand, in a k -d tree one can alternate over however many dimensions that the key requires; the false-positive search (§ 4) uses a three-dimensional tree. Lang et al. (2010) use a k -d tree to store four-dimensional keys representing the shape of four-star asterisms throughout the sky. They resort to a larger asterism because over the entire sky there would be many near misses for triangular asterisms given the typical positional errors in astronomy.

Lang (2009) has developed a very memory efficient k -d tree algorithm for use with `astrometry.net`, and it is publicly available. This implementation does not use pointers between the nodes, but rather stores the nodes in an array such that there is a straightforward one-to-one correspondence between the position in the array and the location in the tree structure. However, matching small fields will be limited to hundred of stars and possibly millions of triangles, so memory efficiency is not crucial. The algorithm presented here uses the implementation of Tsiombikas (2011), available on Google Code. For larger datasets, a more memory efficient implementation may be helpful and could easily replace the library used here.

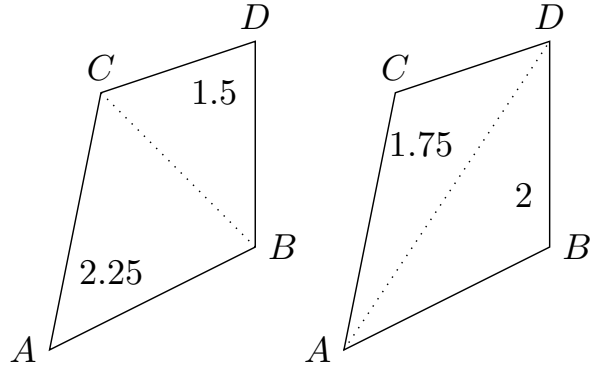


Figure 1. A quadrilateral divided into two triangles in two different ways by the dotted lines. On the left are triangles A and D , and on the right are B and C . The areas of each triangle are given. The vertices are labeled in order of the area of the triangle to which they are adjacent.

3 THE QUADRILATERAL SEARCH

The efficient k -d tree data structure begs for more complicated problems to solve. In particular Lang et al. (2010) decided to use four-star asterisms to reduce the number of false positives in their search throughout the sky to find a particular star field. They developed a four-component key for each quadrilateral that is invariant under translations, rotations, scalings and inversion. For a triangle, one can only obtain a two-component key, for example the ratio of each of the smaller sides to the longest side. This improvement is simple to visualise when one considers a quadrilateral as the union of two triangles. Here the challenge will not be to find a particular field somewhere in the sky, but to match a field with a given catalogue where the transformation between the coordinate systems may include shearing as well, i.e. to find the general affine transformation that relates the two coordinate systems. A general affine transformation does not preserve angles, the relative length of sides or the geometric hash devised by Lang et al. (2010). However, since the affine transformation applies the same Jacobian throughout the field, the ratio of areas of shapes will be preserved. In particular the ratio of the areas of the various triangles that comprise a quadrilateral will be preserved. Given the coordinates of each of the vertices of the quadrilateral it is straightforward to calculate the area of the triangle that spans three vertices by a cross product. Because one can choose to leave out a vertex from each triangle, each quadrilateral will generate four triangles as shown in Fig. 1. By sorting these triangles in area, the area of each triangle is normalized by that of the largest triangle. This would appear at first to yield three ratios B/A , C/A and D/A where A , B , C and D are the areas of the triangles in decreasing order. However, the sum of the areas $B + C$ equals $A + D$ (both pairs make up the entire quadrilateral), so the ratio D/A is not independent and equals $D/A = B/A + C/A - 1$, so only the two areas B/A and C/A are used to represent the quadrilateral.

4 FALSE POSITIVES

Even a small catalogue will generate a large number of asterisms (triangles and quadrilaterals), and there are likely to

be many near misses due to coincidences and observational errors. It is straightforward to query the *k-d* tree to get all the asterisms whose keys lie within a sphere surrounding a particular value. Because the keys used in this algorithm vary between zero and one, it is natural to select a tolerance appropriate for the errors in one's data (10^{-5} for the triangle search and 3×10^{-3} for the quadrilateral search). Larger tolerances will yield more matching asterisms, so eliminating false positives is crucial. To identify the best matching asterisms, the transformation between the coordinate systems defined by the matching asterism is determined. It has the following form

$$x_2 = ax_1 + by_1 + c, y_2 = dx_1 + ey_1 + f. \quad (1)$$

If no shearing is present, $a = e$ and $b = -d$, so the values of a, b, c and f can uniquely determine the transformation. The parameters of the transformation are determined by least-squares fitting over the points of the matching triangles or quadrilaterals and can include shear. The values of a, b, d and e are typically of order unity while c and f account for translations and may be large; therefore, for each matching asterism, the points that comprise the asterism in each catalogue are stored in a second *k-d* tree with the values of a, b and $c/1000$ serving as keys. The value of c must be scaled by a typical value that one expects for the translation, so that the three values within the *k-d* tree are of similar order.

When a new matching asterism is found, its values of a, b and c are compared with those of the previous matches. If a previous match or matches are found with similar values of a, b and $c/1000$ (within a distance of 10^{-3} in the space of $a, b, c/1000$), the coordinate transformation for all the points in all the matching asterisms with similar values of a, b and c is calculated. If the values of a, b and c for this transformation are similar to those for the individual asterisms, it is likely that these are true matches. No effort is made to cull repeated stars from the ensemble of matching asterisms; therefore, stars that are members of several asterisms have a larger weight in the fit for the transformation. These repeated stars do not appear multiple times in the final matched star lists. Because this false positive detection scheme also relies on a *k-d* tree but with fewer entries (only the matching asterisms), it adds little overhead and increases the confidence and the accuracy in determining the transformation between the catalogues. The factor by which the x -translation parameter c is scaled can be given by the user. Furthermore, if a single transformation can account for at least 20 asterisms, the algorithm stops and outputs this best fitting transformation. Again the number of asterisms to count before quitting can be changed by the user.

5 RESULTS

The *k-d* match algorithm is used to find the correspondances between two stellar catalogues generated by Hubble Space Telescope (HST) data and to connect these catalogues to the Two Micron All Sky Survey (2MASS) catalogue, yielding absolute astrometry in the 2MASS system (Skrutskie et al. 2006). Bedin et al. (2009) observed a field in the globular cluster Messier 4 to probe the faint end of the white-dwarf cooling sequence and obtained measurements in the HST bands F606W and F814W using the Advanced Camera for

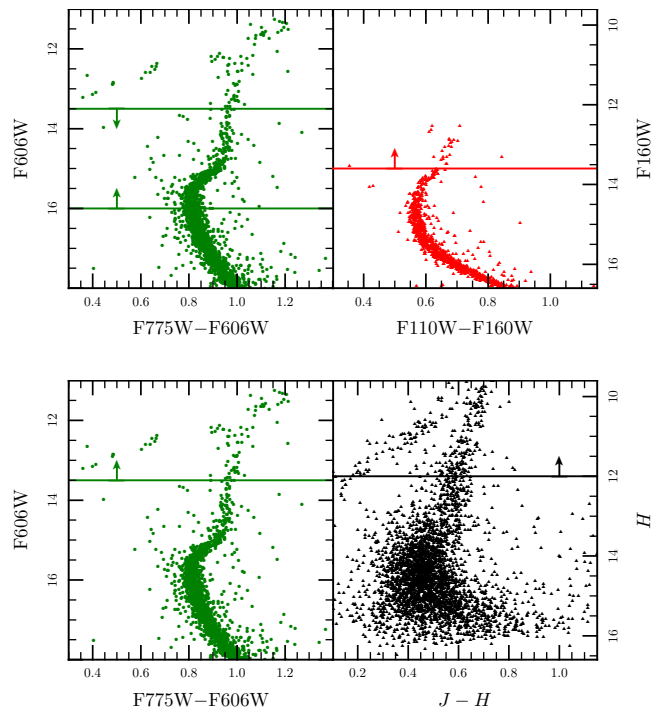


Figure 2. The colour magnitude diagram for three overlapping samples in the globular cluster M4. In the upper panels, the green points are a visual sample, and the red points are a IR sample. The portion of the visual sample used to determine the coordinate transformation lies between the two green lines. The portion of the IR sample used lies above the red line. The lower panels depict the overlapping samples used to connect the observations in the visual bands (left) to the 2MASS observations (right).

Survey (ACS). Additional data in these bands were obtained as part of the program GO-9578 (PI: Rhodes). The second set of data is new from recent HST observations by Dieball and collaborators in F110W and F160W using the Wide-Field Camera 3 (WFC3). The upper panel Fig. 2 depicts the colour-magnitude diagram of the two catalogues. The catalogue of objects detected in the visual bands is deeper, spans a larger area and also contains brighter stars than the IR catalogue, so taking the brightest thirty stars in each catalogue failed to find matches; therefore, to find the possible correspondances, the IR colours and magnitudes are plotted adjacent to those of the visual bands to line up the turn-off in the two samples. The brightest 25 stars from the IR sample are matched against the 730 stars in the visual sample whose magnitudes lie between 13.5 and 16. There are 2,300 triangles in the IR sample and 64,569,960 in the visual sample. No effort is made to cull triangles from the either sample. It is most efficient to build the *k-d* tree from the smaller sample; this is what the package does by default. A direct comparison of all the triangles in the two catalogues numbers 148,510,908,000 and required about three hours on a laptop computer. The *k-d* tree required forty seconds on the same computer. Of course, one could spend some time to cull the second list of stars to perhaps thirty or so and perform the direct comparison but this would have to be done carefully because the overlap of the two fields is partial and would probably require more than thirty seconds work.

The second step is to find the transformation between

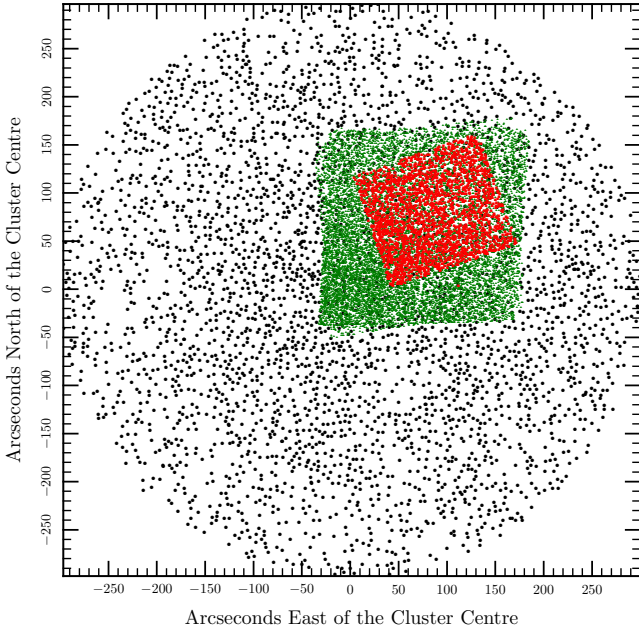


Figure 3. The positions of the stars in the three overlapping samples in the globular cluster M4. The green points are the visual sample, the red points are the IR sample, and black points are point sources in the 2MASS catalogue.

the visual sample and the 2MASS coordinate system using objects found in the 2MASS Point Source catalogue within five arcminutes of the centre of M4 as depicted in the lower right panel of Fig. 2. There are 88 stars in the visual sample and 354 in the 2MASS PSC. Finding the best matching transformation between the two coordinate systems requires about six seconds. Both of these calculations show the power of the k -d match algorithm. In both cases a large fraction of the stars in each catalogue are unique. They don't appear in both catalogues. Finding the matching stars requires a more exhaustive search than simply comparing say the brightest thirty stars in each catalogue. Although DAOMATCH (Valdes et al. 1995) was not designed for matching catalogues with small fractional overlap, DAOMATCH was used to try to find the best transformations between these catalogues to provide a benchmark against a standard routine. Because of the lack of overlap, DAOMATCH failed to find the correspondences and generally stopped after comparing the first thirty stars in each catalogue. This exhaustive search typically takes about 0.5 seconds. A similar exhaustive search with k -d match takes 0.007 seconds, about a factor of one hundred faster.

The triangle matching determines the coordinate transformations among the IR sample, the visual sample and the 2MASS catalogue. Fig. 3 depicts the locations of the stars in the IR sample in the coordinate system of the 2MASS Point Source Catalogue. The total IR sample contains 2,192 stars, the deeper and wider visual sample contains 13,122 stars and the 2MASS PSC sample contains 3761 stars. The second step to merge the catalogues is also dramatically accelerated. To test the k -d match algorithm against a variety of catalogue sizes, each catalogue is copied onto itself ten or one hundred times and the nearest object in the second catalogue is determined for each object in the first catalogue.

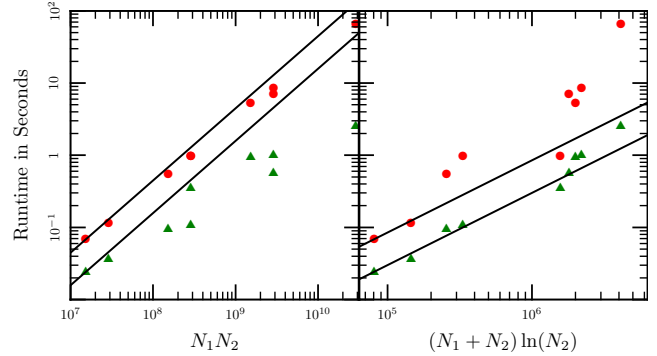


Figure 4. The total runtime to match the objects in the IR catalogue to those in the visual catalogue as a function of the number of objects in each catalogue. The red circles trace the results for the direct technique, and the green triangles give the k -d tree algorithm.

Other criteria are possible. For example, each object in the first catalogue can be associated with all the objects within a given search radius in the second catalogue. Fig. 4 depicts the runtime for each of the algorithms as a function of the number of objects in each catalogue. The left panel gives the runtime as a function of the product of the number of the objects in each catalogue, and the runtime of the direct method is approximately proportional to this product. The right panel gives plots the runtime against the expected logarithmic dependence of runtime for the k -d tree algorithm. In both cases the straight lines give a linear relation between the two axes, normalized by the runtime of the smallest pair of catalogues. Even for relatively small catalogues of a thousand objects, the k -d tree algorithm outperforms the direct method. Bentley (1975) argue the k -d tree search should perform better than a direct search as long as there are more than 2^k (i.e. four) nodes in the tree.

The second test uses same stars as the test for the triangle algorithm. In particular a random affine transformation is applied to the coordinates of the brightest 25 stars of the IR sample, and this transformed set of coordinates is matched against the original coordinates. The triangle algorithm fails to find any matching triangles among the 2,300 asterisms and requires about 5 ms to run. The quadrilateral matching technique (25,300 asterisms) takes significantly longer, about 50 ms but consistently finds the correct transformation.

6 DISCUSSION

This paper has outlined a new efficient algorithm for matching stellar catalogues or lists of coordinates in general. For large lists, the speed-up relative to the generally available techniques that perform a naive direct comparison are dramatic. This speed-up allows the use of larger source lists to accommodate catalogues in vastly different bands and where one expects only a partial overlap between the lists of objects. The efficiency of the algorithm yields an efficient implementation of the more difficult problem where the two coordinate systems differ by an arbitrary affine transformation; that is when shearing is present. This may find application for astronomical catalogues where the instrumenta-

tional shearing has not been corrected or is unknown. Additionally, this quadrilateral match algorithm could also be applied more generally. For example, if one ignores perspective the rotation and projection of markers on or within three-dimensional object into a two-dimensional image is equivalent to a general affine transformation with a only few caveats when the object is transparent. Therefore, the quadrilateral matching algorithm could be useful for applications as diverse as facial recognition and the registration of medical and satellite imagery.

All of the routines outlined in this paper are available under the “New BSD” license at Sourceforge (<https://sourceforge.net/projects/kdmatch>). The reader is encouraged to experiment with his or her data.

ACKNOWLEDGMENTS

JSH would like to thank Jason Kalirai for providing the star lists for the bands F606W and F814W, Andrea Dieball for the star lists for F110W and F160W, Stefan Reinsberg for useful discussions and the referee for useful comments. The research discussed is based on NASA/ESA Hubble Space Telescope observations obtained at the Space Telescope Science Institute, which is operated by the Association of Universities for Research in Astronomy Inc. under NASA contract NAS5-26555. These observations are associated with proposals GO-9578 (PI: Rhodes), GO-10146 (PI: Bedin) and GO-12602 (PI: Dieball). This publication makes use of data products from the Two Micron All Sky Survey, which is a joint project of the University of Massachusetts and the Infrared Processing and Analysis Center/California Institute of Technology, funded by the National Aeronautics and Space Administration and the National Science Foundation. This work was supported by the Natural Sciences and Engineering Research Council of Canada. It has made use of the NASA ADS, arXiv.org, the Mikulski Archive for Space Telescopes (MAST) and NASA/IPAC Infrared Science Archive (IRSA).

REFERENCES

- Bedin L. R., Salaris M., Piotto G., Anderson J., King I. R., Cassisi S., 2009, *Astrophys. J.*, 697, 965
 Bentley J. L., 1975, *Commun. ACM*, 18, 509
 Finkel R., Bentley J., 1974, *Acta Informatica*, 4, 1
 Groth E. J., 1986, *Astron. J.*, 91, 1244
 Lang D., 2009, PhD thesis, University of Toronto
 Lang D., Hogg D. W., Mierle K., Blanton M., Roweis S., 2010, *Astron. J.*, 139, 1782
 Pál A., Bakos G. Á., 2006, *Publ. Ast. Soc. Pac.*, 118, 1474
 Scholl M. S., 1994, *Appl. Opt.*, 33, 4459
 Skrutskie M. F., et al., 2006, *Astron. J.*, 131, 1163
 Tabur V., 2007, *Publ. Ast. Soc. Aust.*, 24, 189
 Tsiombikas J., , 2011, *kdtree: A Simple C library for working with KD-Trees*, <https://code.google.com/p/kdtree/>
 Valdes F. G., Campusano L. E., Velasquez J. D., Stetson P. B., 1995, *Publ. Ast. Soc. Pac.*, 107, 1119