

Energy-momentum tensor from the Yang–Mills gradient flow

Hiroshi Suzuki

Theoretical Research Division, RIKEN Nishina Center, Wako 2-1, Saitama 351-0198, Japan

Abstract

A product of gauge fields generated by the Yang–Mills gradient flow for positive flow times does not exhibit the coincidence-point singularity and a local product is thus independent of the regularization. Such a local product can furthermore be expanded by renormalized local operators at zero flow time with finite coefficients which are governed by renormalization group equations. Using these facts, we derive a formula that relates the small flow-time behavior of certain gauge invariant local products and the correctly-normalized conserved energy-momentum tensor in the Yang–Mills theory. Our formula provides a possible method to compute correlation functions of a well-defined energy-momentum tensor by using the lattice regularization and the Monte Carlo simulation.

Keywords: Energy-momentum tensor, Yang–Mills gradient flow, Lattice gauge theory, Wilson flow

1. Introduction

Although the lattice regularization provides a very powerful non-perturbative formulation of field theories, it is unfortunately incompatible with fundamental global symmetries quite often. The most well-known example is the chiral symmetry [1, 2] and the supersymmetry is another infamous example [3] needless to say the translational invariance. When a regularization is not invariant under a symmetry, it is not straightforward to construct the corresponding Noether current that is conserved and generates the symmetry

Email address: `hsuzuki@riken.jp` (Hiroshi Suzuki)

transformation through Ward–Takahashi (WT) relations. This makes the measurement of physical quantities related to the Noether current in a solid basis very difficult. To this problem, one can imagine at least three possible approaches.

The first approach is an ideal one: One finds a lattice formulation that realizes (a lattice-modified form of) the desired symmetry. If such a formulation comes to hand, the corresponding Noether current can easily be obtained by the standard Noether method. The best successful example in this sort is the lattice chiral symmetry [4, 5, 6, 7, 8, 9, 10, 11] that can be defined with a lattice Dirac operator that satisfies the Ginsparg–Wilson relation [12]. Although this is certainly an ideal approach, it appears that such an ideal formulation does not always come to hand, especially for spacetime symmetries (see Ref. [13], for example, for a no-go theorem for the supersymmetry).

The second approach is to construct the Noether current by tuning coefficients in the linear combination of operators that can mix with the Noether current under lattice symmetries.¹ For example, for the energy-momentum tensor—the Noether current associated with the translational invariance and rotational and conformal symmetries [14, 15]—one can construct a conserved lattice energy-momentum tensor by adjusting coefficients in the linear combination of dimension 4 operators [16, 17]²; the overall normalization of the energy-momentum tensor has to be fixed in some other way.³ Although this method is in principle sufficient when the energy-momentum tensor is in “isolation”, i.e., when the energy-momentum tensor is separated from other composite operators, as in the on-shell matrix elements, it is not obvious a priori whether one can control the ambiguity of possible higher dimensional operators which may contribute when the energy-momentum tensor coincides with other composite operators in position space. This implies that it is not obvious whether the energy-momentum tensor constructed in the above method generates correctly-normalized translations (and rotational and conformal transformations) on operators through WT

¹Here, we assume that the fine tuning of bare parameters to the target (symmetric) theory is made.

²A somewhat different approach on the basis of the $\mathcal{N} = 1$ supersymmetry has been given in Refs. [18, 19].

³It might be possible to employ the “current algebra” for this, like for the axial current [20].

relations. (If the energy-momentum tensor generates correctly-normalized translations, it is ensured [21] (see also Sec. 7.3 of Ref. [22]) that the trace or conformal anomaly [23, 24] is proportional to the renormalization group functions [25, 26, 27].)

The third possible approach is to utilize some ultraviolet (UV) finite quantity. Since such a quantity must be independent of the regularization adopted (in the limit in which the regulator is removed), there emerges a possibility that one can relate the lattice regularization and some other regularization that preserves the desired symmetry. This methodology can be found for example in Ref. [28] (see also Ref. [29]), where an ultraviolet finite representation of the topological susceptibility is derived. Although the derivation of the representation itself relies on a lattice regularization that preserves the chiral symmetry [4, 5, 6, 7, 8, 9, 10, 11], one can use any regularization (for example, the Wilson fermion [30]) to compute the representation because it must be independent of the regularization.

In the present paper, we consider the above third approach for the energy-momentum tensor, by taking the pure Yang–Mills theory as an example. For this, we utilize the so-called Yang–Mills gradient flow (or the Wilson flow in the context of lattice gauge theory) whose usefulness in lattice gauge theory has recently been revealed [31, 32, 33, 34, 35, 36, 37, 38, 39]. A salient feature of the Yang–Mills gradient flow is its robust UV finiteness [33]. More precisely, any product of gauge fields generated by the gradient flow for a positive flow time t is UV finite under the standard renormalization. Such a product moreover does *not* exhibit any singularities even if some positions of gauge fields coincide. The basic mechanism for this UV finiteness is that the flow equation is a sort of the diffusion equation and the evolution operator in the momentum space $\sim e^{-tk^2}$ acts as an UV regulator for $t > 0$. This property of the gradient flow implies that the definition of a local product of gauge fields for positive flow times is independent of the regularization. In our present context, there is a hope to relate quantities obtained by the lattice regularization and obtained by the dimensional regularization with which the translational invariance *is* manifest.

As noted in Ref. [33], on the other hand, a local product of gauge fields for a positive flow time can be expanded by renormalized local operators of the original gauge theory with finite coefficients. Those coefficients satisfy certain renormalization group equations that, combined with the dimensional analysis, provide the information on the coefficients as the function of the flow time. Because of the asymptotic freedom, one can then use the perturbation

theory to find the asymptotic behavior of the coefficients for small flow times.

By using above properties of the gradient flow, one can obtain a formula that relates the small flow-time behavior of certain gauge invariant local products and the energy-momentum tensor defined by the dimensional regularization. Since the former can be computed by using the Wilson flow with the lattice regularization [31, 32, 33, 34, 35, 36, 37, 38, 39] and the latter is conserved and generates correctly-normalized translations on composite operators, our formula provides a possible method to compute correlation functions of a correctly-normalized conserved energy-momentum tensor by using the Monte Carlo simulation.

In the present paper, we follow the notational convention of Ref. [33] unless otherwise stated.

2. Yang–Mills theory and the energy-momentum tensor

2.1. The energy-momentum tensor with the dimensional regularization

In the present paper, we consider the $SU(N)$ Yang–Mills theory defined in a D dimensional Euclidean space. The action is given by

$$S = \frac{1}{4g_0^2} \int d^D x F_{\mu\nu}^a(x) F_{\mu\nu}^a(x), \quad (2.1)$$

from the Yang–Mills field strength

$$F_{\mu\nu}(x) = \partial_\mu A_\nu(x) - \partial_\nu A_\mu(x) + [A_\mu(x), A_\nu(x)]. \quad (2.2)$$

We set

$$D = 4 - 2\epsilon, \quad (2.3)$$

and then the mass dimension of the bare gauge coupling g_0 is ϵ .

Assuming that the theory is regularized by the dimensional regularization (for a very nice exposition, see Ref. [40]), one can define the energy-momentum tensor for the system (2.1) simply by (see, for example, Ref. [41])

$$T_{\mu\nu}(x) = \frac{1}{g_0^2} \left[F_{\mu\rho}^a(x) F_{\nu\rho}^a(x) - \frac{1}{4} \delta_{\mu\nu} F_{\rho\sigma}^a(x) F_{\rho\sigma}^a(x) \right], \quad (2.4)$$

up to terms attributed to the gauge fixing and the Faddeev–Popov ghost fields, which are irrelevant in correlation functions of gauge invariant operators. Note that the mass dimension of the energy-momentum tensor is D .

The advantage of the dimensional regularization is its translational invariance. Because of this property, the energy-momentum tensor naively constructed from bare quantities, Eq. (2.4), is conserved and generates correctly-normalized translations through a WT relation,

$$\int d^D x \langle \partial_\mu T_{\mu\nu}(x) \mathcal{O} \rangle = - \langle \partial_\nu \mathcal{O} \rangle, \quad (2.5)$$

where it is understood that the derivative in the right-hand side is acting all positions in a gauge invariant operator \mathcal{O} . Used in combination with the dimensional counting and the gauge invariance, this WT relation implies that the energy-momentum tensor $T_{\mu\nu}(x)$ is finite [42, 26] and thus in the minimal subtraction (MS) scheme,⁴

$$T_{\mu\nu}(x) - \langle T_{\mu\nu}(x) \rangle = \{T_{\mu\nu}\}_R(x). \quad (2.6)$$

The finiteness of the energy-momentum tensor (2.4) provides further useful information on the renormalization of dimension 4 gauge invariant operators. The gauge coupling renormalisation with the dimensional regularization is defined by

$$g_0^2 \equiv \mu^{2\epsilon} g^2 Z, \quad (2.7)$$

where μ is the renormalization scale and Z is the renormalization factor. In the MS scheme,

$$Z = 1 - \frac{1}{\epsilon} \left[b_0 g^2 + \frac{1}{2} b_1 g^4 + O(g^6) \right] + O\left(\frac{1}{\epsilon^2}\right), \quad (2.8)$$

and

$$b_0 = \frac{11N}{48\pi^2}, \quad b_1 = \frac{17N^2}{384\pi^4}. \quad (2.9)$$

From the rotational invariance that the dimensional regularization keeps, we see that the operator-renormalization possesses the following structures,⁵

$$\begin{aligned} & F_{\mu\rho}^a(x) F_{\nu\rho}^a(x) - \langle F_{\mu\rho}^a(x) F_{\nu\rho}^a(x) \rangle \\ &= Z_T \{F_{\mu\rho}^a F_{\nu\rho}^a\}_R(x) + Z_M \delta_{\mu\nu} \{F_{\rho\sigma}^a F_{\rho\sigma}^a\}_R(x), \end{aligned} \quad (2.10)$$

⁴Here, we define the renormalized operator by subtracting its vacuum expectation value. In the perturbation theory using the dimensional regularization, this subtraction is automatic.

⁵Here again, we define renormalized operators by subtracting their vacuum expectation values.

and

$$F_{\rho\sigma}^a(x)F_{\rho\sigma}^a(x) - \langle F_{\rho\sigma}^a(x)F_{\rho\sigma}^a(x) \rangle = Z_S \{F_{\rho\sigma}^a F_{\rho\sigma}^a\}_R(x). \quad (2.11)$$

Substituting the above relations in Eqs. (2.4) and (2.6), we have

$$\begin{aligned} & \{T_{\mu\nu}\}_R(x) \\ &= \frac{1}{g^2} \mu^{-2\epsilon} Z^{-1} \left[Z_T \{F_{\mu\rho}^a F_{\nu\rho}^a\}_R(x) - \frac{1}{4} (Z_S - 4Z_M) \delta_{\mu\nu} \{F_{\rho\sigma}^a F_{\rho\sigma}^a\}_R(x) \right]. \end{aligned} \quad (2.12)$$

Since the left-hand side is finite for $\epsilon \rightarrow 0$, in the MS scheme in which only pole terms are subtracted, we infer (by considering the cases, $\mu \neq \nu$ and $\mu = \nu$),

$$Z_T = Z = 1 - b_0 g^2 \frac{1}{\epsilon} + O(g^4), \quad (2.13)$$

and

$$Z_S - 4Z_M = Z. \quad (2.14)$$

2.2. Implications of the trace anomaly

Another important property of the energy-momentum tensor (2.4) is the trace anomaly [25, 26, 27],

$$\delta_{\mu\nu} \{T_{\mu\nu}\}_R(x) = -\frac{\beta}{2g^3} \{F_{\rho\sigma}^a F_{\rho\sigma}^a\}_R(x). \quad (2.15)$$

By Eq. (2.6), this relation is equivalent to

$$\begin{aligned} \delta_{\mu\nu} [T_{\mu\nu}(x) - \langle T_{\mu\nu}(x) \rangle] &= \epsilon \frac{1}{2g_0^2} F_{\rho\sigma}^a(x) F_{\rho\sigma}^a(x) - \left\langle \epsilon \frac{1}{2g_0^2} F_{\rho\sigma}^a(x) F_{\rho\sigma}^a(x) \right\rangle \\ &\xrightarrow{\epsilon \rightarrow 0} -\frac{\beta}{2g^3} \{F_{\rho\sigma}^a F_{\rho\sigma}^a\}_R(x). \end{aligned} \quad (2.16)$$

In Eqs. (2.15) and (2.16), β denotes the β function for $D = 4$, defined by

$$\beta \equiv \left(\mu \frac{\partial}{\partial \mu} \right)_0 g = -\frac{1}{2} g \left(\mu \frac{\partial}{\partial \mu} \right)_0 \ln Z, \quad (2.17)$$

where the subscript 0 implies that the derivative is taken while the bare quantities are kept fixed. Eqs. (2.8) and (2.7) yield

$$\beta = -b_0 g^3 - b_1 g^5 + O(g^7). \quad (2.18)$$

Then substituting Eqs. (2.12) into Eq. (2.15) and using Eqs. (2.13) and (2.14), we observe that

$$\delta_{\rho\lambda} \{F_{\rho\sigma}^a F_{\lambda\sigma}^a\}_R(x) = \left(1 - \frac{\beta}{2g}\right) \{F_{\rho\sigma}^a F_{\rho\sigma}^a\}_R(x), \quad (2.19)$$

that is, the contraction with the metric and the minimal subtraction, the subtraction of $1/\epsilon$ poles, do not commute; this is a peculiar but legitimate property of the dimensional regularization [40].

Also, substituting Eqs. (2.7) and (2.11) into Eq. (2.16), we see

$$\epsilon \frac{Z_S}{Z} \xrightarrow{\epsilon \rightarrow 0} -\frac{\beta}{g}. \quad (2.20)$$

In the MS scheme in which only pole terms are subtracted, this implies

$$Z_S = \left(1 - \frac{\beta}{g} \frac{1}{\epsilon}\right) Z = 1 + O(g^4), \quad (2.21)$$

and Eq. (2.14) then shows

$$Z_M = -\frac{\beta}{4g} Z \frac{1}{\epsilon} = \frac{b_0}{4} g^2 \frac{1}{\epsilon} + O(g^4). \quad (2.22)$$

We thus observed that all the renormalization constants in Eqs. (2.10) and (2.11), Z_T , Z_M and Z_S , in the MS scheme can eventually be expressed by the gauge coupling renormalization constant Z in Eq. (2.7).

3. Yang–Mills gradient flow and the small flow-time expansion

The Yang–Mills gradient flow defines a $D + 1$ dimensional gauge potential $B(t, x)$ along a fictitious time t , according to the flow equation,

$$\partial_t B_\mu(t, x) = D_\nu G_{\nu\mu}(t, x) + \alpha_0 D_\mu \partial_\nu B_\nu(t, x), \quad (3.1)$$

where the $D + 1$ dimensional field strength and the covariant derivative are defined by

$$G_{\mu\nu}(t, x) = \partial_\mu B_\nu(t, x) - \partial_\nu B_\mu(t, x) + [B_\mu(t, x), B_\nu(t, x)], \quad (3.2)$$

and

$$D_\mu = \partial_\mu + [B_\mu, \cdot], \quad (3.3)$$

respectively. The initial condition for the flow is given by the D dimensional gauge potential in the previous section:

$$B_\mu(t=0, x) = A_\mu(x). \quad (3.4)$$

In Eq. (3.1), the last term is introduced to suppress the evolution of the field along the direction of gauge degrees of freedom. Although this term breaks the gauge symmetry, it does not affect the evolution of any gauge invariant operators [31]. Note that the mass dimension of the flow time t is -2 .

Now, from the field strength extended to the $D + 1$ dimension (3.2), we define a $D + 1$ dimensional analogue of the energy-momentum tensor by

$$U_{\mu\nu}(t, x) \equiv G_{\mu\rho}^a(t, x)G_{\nu\rho}^a(t, x) - \frac{1}{4}\delta_{\mu\nu}G_{\rho\sigma}^a(t, x)G_{\rho\sigma}^a(t, x). \quad (3.5)$$

Although this is similar in form to the original energy-momentum tensor (2.4), it is not obvious a priori how this $D + 1$ dimensional object and Eq. (2.4) are related (or not). To find the relationship between them is the principal task of the present paper. We also use the density operator studied in Ref. [31],

$$E(t, x) \equiv \frac{1}{4}G_{\mu\nu}^a(t, x)G_{\mu\nu}^a(t, x). \quad (3.6)$$

Now, as shown in Ref. [33], for $t > 0$, any correlation function of $B_\mu(t, x)$ is UV finite after the standard renormalization in the D dimensional Yang-Mills theory. This property holds even for any local products of $B_\mu(t, x)$ such as Eqs. (3.5) and (3.6). Also, for small flow times, a local product of $B_\mu(t, x)$ can be regarded as a local field in the D dimensional sense because the flow equation (3.1) is basically the diffusion equation along the time t and the diffusion length in x is $\sqrt{8t}$. These properties allow us to express, as explained in Sec. 8 of Ref. [33], $U_{\mu\nu}(t, x)$ and $E(t, x)$ as an asymptotic series of D dimensional renormalized local operators with finite coefficients. Considering the gauge invariance and the index structure, for $D = 4$, we can write

$$U_{\mu\nu}(t, x) = c_T(t) \{T_{\mu\nu}\}_R(x) + c_S(t)\delta_{\mu\nu} \left\{ \frac{1}{4}F_{\rho\sigma}^a F_{\rho\sigma}^a \right\}_R(x) + O(t), \quad (3.7)$$

where abbreviated terms are the contribution of operators with the mass dimension higher than or equal to 6. For Eq. (3.6), we similarly have

$$E(t, x) = \langle E(t, x) \rangle + c_E(t) \left\{ \frac{1}{4}F_{\rho\sigma}^a F_{\rho\sigma}^a \right\}_R(x) + O(t). \quad (3.8)$$

We note that, when the renormalized gauge coupling is fixed, $U_{\mu\nu}(t, x)$ (3.5) is traceless for $D = 4$,

$$\delta_{\mu\nu}U_{\mu\nu}(t, x) = 2\epsilon E(t, x) \xrightarrow{\epsilon \rightarrow 0} 0, \quad (3.9)$$

because $E(t, x)$ (3.6) is finite [31] and does not produce a $1/\epsilon$ singularity (this explains why there is no c number expectation value term in Eq. (3.7)). Thus, considering the trace part of Eq. (3.7), we see that the coefficients $c_T(t)$ and $c_S(t)$ are not independent and related by, for $D = 4$,

$$c_S(t) = \frac{\beta}{2g^3}c_T(t), \quad (3.10)$$

because of the trace anomaly (2.15).

By eliminating the renormalized action density from Eqs. (3.7) and (3.8), we have

$$\{T_{\mu\nu}\}_R(x) = \frac{1}{c_T(t)}U_{\mu\nu}(t, x) - \frac{c_S(t)}{c_T(t)c_E(t)}\delta_{\mu\nu}[E(t, x) - \langle E(t, x) \rangle] + O(t). \quad (3.11)$$

This expression relates the energy-momentum tensor (2.6) and the short flow-time behavior of gauge-invariant local products defined by the gradient flow. Thus, once the coefficients are known, one can extract the energy-momentum tensor from the $t \rightarrow 0$ behavior of the combination in the right-hand side.

4. Renormalization group equation and the asymptotic formula

4.1. Renormalization group equation for the coefficients

We now operate

$$\left(\mu \frac{\partial}{\partial \mu}\right)_0, \quad (4.1)$$

on the both sides of Eq. (3.7). Since the left-hand side of Eq. (3.7), i.e., Eq. (3.5), is entirely expressed by bare quantities through the flow equation (3.1) and the initial condition (3.4), the action of (4.1) on the left-hand side identically vanishes. In the right-hand side, this vanishing-ness must hold in each powers of t . Thus we infer that

$$\left(\mu \frac{\partial}{\partial \mu}\right)_0 c_T(t) \{T_{\mu\nu}\}_R(x) = 0, \quad (4.2)$$

$$\left(\mu \frac{\partial}{\partial \mu}\right)_0 c_S(t) \left\{ \frac{1}{4} F_{\rho\sigma}^a F_{\rho\sigma}^a \right\}_R(x) = 0. \quad (4.3)$$

For the first relation (4.2), we recall that the energy-momentum tensor is not renormalized as Eq. (2.6). Then by expressing the operation (4.1) in terms of renormalized quantities, we have

$$\left(\mu \frac{\partial}{\partial \mu} + \beta \frac{\partial}{\partial g} \right) c_T(t) = 0. \quad (4.4)$$

For Eq. (4.3), on the other hand, from Eq. (2.11),

$$\left(\mu \frac{\partial}{\partial \mu} + \beta \frac{\partial}{\partial g} + \gamma_S \right) c_S(t) = 0, \quad (4.5)$$

where

$$\gamma_S \equiv - \left(\mu \frac{\partial}{\partial \mu} \right)_0 \ln Z_S. \quad (4.6)$$

Eqs. (2.21), (2.7) and (2.17) yield

$$\gamma_S = -g^3 \frac{d}{dg} \left(\frac{\beta}{g^3} \right) = 2b_1 g^4 + O(g^6). \quad (4.7)$$

Similarly, for Eq. (3.8), we have

$$\left(\mu \frac{\partial}{\partial \mu} + \beta \frac{\partial}{\partial g} \right) \langle E(t, x) \rangle = 0, \quad (4.8)$$

$$\left(\mu \frac{\partial}{\partial \mu} + \beta \frac{\partial}{\partial g} + \gamma_S \right) c_E(t) = 0, \quad (4.9)$$

and thus

$$\left(\mu \frac{\partial}{\partial \mu} + \beta \frac{\partial}{\partial g} \right) \frac{c_S(t)}{c_E(t)} = 0. \quad (4.10)$$

By the standard argument and from the fact that dimensionless quantities can depend on the renormalization scale μ only through the dimensionless combination $\sqrt{8t}\mu$, the above renormalization group equations imply that

$$c_T(t)(g; \mu) = c_T(t_0)(\bar{g}(-\xi); \mu_0), \quad (4.11)$$

$$c_S(t)(g; \mu) = \exp \left[\int_0^{-\xi} d\xi' \gamma_S(\bar{g}(\xi')) \right] c_S(t_0)(\bar{g}(-\xi); \mu_0), \quad (4.12)$$

$$t^2 \langle E(t, x) \rangle (g; \mu) = t_0^2 \langle E(t_0, x) \rangle (\bar{g}(-\xi); \mu_0), \quad (4.13)$$

$$\frac{c_S(t)}{c_E(t)}(g; \mu) = \frac{c_S(t_0)}{c_E(t_0)}(\bar{g}(-\xi); \mu_0), \quad (4.14)$$

where the dependence on the renormalized gauge coupling and on the renormalization scale has been explicitly written. In these expressions, the running coupling $\bar{g}(\xi)$ is defined by

$$\frac{d\bar{g}(\xi)}{d\xi} = \beta(\bar{g}(\xi)), \quad \bar{g}(0) = g, \quad (4.15)$$

and we introduced a variable

$$\xi \equiv \ln \frac{\sqrt{8t}\mu}{\sqrt{8t_0}\mu_0}. \quad (4.16)$$

In the one-loop order, the running coupling (4.15) is given by

$$\bar{g}(-\xi)^2 = \frac{1}{2b_0 - \xi + 1/(2b_0g^2)} = \frac{1}{2b_0 - \ln(\sqrt{8t}\Lambda) + \ln(\sqrt{8t_0}\mu_0)}, \quad (4.17)$$

where Λ is the Λ parameter in the one-loop level,

$$\Lambda = \mu e^{-1/(2b_0g^2)}, \quad (4.18)$$

and the integral appearing in Eqs. (4.12) is

$$\int_0^{-\xi} d\xi' \gamma_S(\bar{g}(\xi')) = \frac{b_1}{b_0} [g^2 - \bar{g}(-\xi)^2]. \quad (4.19)$$

In the small flow-time limit $t \rightarrow 0$, $-\xi \rightarrow +\infty$ and the running coupling $\bar{g}(-\xi)$ (4.17) becomes very small thanks to the asymptotic freedom. Thus, the right-hand sides of Eqs. (4.11)–(4.14) allow us to compute the small flow-time behavior of the coefficients by using the perturbation theory.

4.2. Lowest order approximation and the asymptotic formula

By substituting the solution of the flow equation (3.1) (see Ref. [33]) in the tree-level approximation to Eq. (3.7), we have

$$c_T(t) = g_0^2, \quad (4.20)$$

simply because our energy-momentum tensor (2.4) is proportional to $1/g_0^2$. If we apply the right-hand side of Eq. (4.11) to this expression by substituting Eq. (4.17), however, it depends on $\sqrt{8t_0}\mu_0$ while the left-hand side

of Eq. (4.11) does not. This shows that $c_T(t)$ should depend on g^2 and $\sqrt{8t\mu}$ through a particular combination as (for $D = 4$)

$$c_T(t) = g^2 \left\{ 1 + 2b_0g^2 \left[\ln(\sqrt{8t\mu}) + c_1 \right] + O(g^4) \right\}, \quad (4.21)$$

where c_1 is a constant. Similarly, since the lowest-order approximation in Eqs. (3.7) and (3.8) yields

$$c_E(t) = 1, \quad c_S(t) = -\frac{b_0}{2}g_0^2\mu^{-2\epsilon}, \quad (4.22)$$

where the latter follows from Eq. (3.10), from Eq. (4.14) we have

$$\frac{c_S(t)}{c_E(t)} = -\frac{b_0}{2}g^2 \left\{ 1 + 2b_0g^2 \left[\ln(\sqrt{8t\mu}) + c_2 \right] + O(g^4) \right\}, \quad (4.23)$$

where c_2 is another constant.⁶

Applying Eqs. (4.11) and (4.14) to above expressions and using Eq. (4.17), we finally have the asymptotic behaviors of the coefficients in Eq. (3.11),

$$\frac{1}{c_T(t)} \underset{t \rightarrow 0^+}{\sim} -2b_0 \left[\ln(\sqrt{8t\Lambda}) + c_1 \right], \quad (4.26)$$

and

$$\frac{c_S(t)}{c_E(t)} \underset{t \rightarrow 0^+}{\sim} -\frac{b_0}{2} \frac{1}{-2b_0 \left[\ln(\sqrt{8t\Lambda}) + c_2 \right]}, \quad (4.27)$$

and hence

$$\frac{c_S(t)}{c_T(t)c_E(t)} \underset{t \rightarrow 0^+}{\sim} -\frac{b_0}{2} \left[1 - \frac{c_1 - c_2}{-\ln(\sqrt{8t\Lambda})} \right]. \quad (4.28)$$

⁶Using Eq. (4.21) in Eq. (3.10), we have

$$c_S(t) = -\frac{b_0}{2}g^2 \left\{ 1 + 2b_0g^2 \left[\ln(\sqrt{8t\mu}) + c_1 + \frac{b_1}{2b_0^2} \right] + O(g^4) \right\}, \quad (4.24)$$

and then using Eq. (4.23),

$$c_E(t) = 1 + 2b_0g^2 \left(c_1 - c_2 + \frac{b_1}{2b_0^2} \right) + O(g^4). \quad (4.25)$$

That is,

$$\begin{aligned} \{T_{\mu\nu}\}_R(x) \stackrel{t \rightarrow 0^+}{\sim} & \left\{ -2b_0 \left[\ln(\sqrt{8t}\Lambda) + c_1 \right] U_{\mu\nu}(t, x) \right. \\ & \left. + \frac{b_0}{2} \left[1 - \frac{c_1 - c_2}{-\ln(\sqrt{8t}\Lambda)} \right] \delta_{\mu\nu} [E(t, x) - \langle E(t, x) \rangle] \right\}. \end{aligned} \quad (4.29)$$

This is the relation that we were seeking: One can obtain the correctly-normalized conserved energy-momentum tensor from the small flow-time behavior of gauge invariant products given by the Yang–Mills gradient flow. It is interesting to note that the leading $t \rightarrow 0$ behavior is completely independent of the detailed definition of the gradient flow; the structure and coefficients follow solely from the finiteness of the local products and the renormalizability of the Yang–Mills theory. The sub-leading corrections in the asymptotic form, i.e., the coefficients c_1 and c_2 , depend on the detailed definition of the gradient flow; in the next section, we compute the constants c_1 and c_2 and we have

$$c_1 = \ln \sqrt{\pi} + \frac{7}{16} \simeq 1.00986, \quad (4.30)$$

$$c_2 = \ln \sqrt{\pi} + \frac{3}{44} - \frac{1}{4} + \frac{b_1}{2b_0^2} \simeq 0.812034. \quad (4.31)$$

Finally, a possible method to determine the factor $\ln(\sqrt{8t}\Lambda)$ in Eq. (4.29), i.e., the flow time t in the unit of the one-loop Λ parameter (4.18), for small flow times is to use the expectation value of the density operator, Eq. (3.6). For this quantity, by applying Eqs. (4.13) and (4.17) to the result of one-loop calculation, Eqs. (2.28) and (2.29) of Ref. [31] (specialized to the pure Yang–Mills theory), we have the asymptotic form,

$$t^2 \langle E(t, x) \rangle \stackrel{t \rightarrow 0^+}{\sim} \frac{3(N^2 - 1)}{128\pi^2} \frac{1}{-2b_0 [\ln(\sqrt{8t}\Lambda) + c]}, \quad (4.32)$$

where

$$c \equiv \ln(2\sqrt{\pi}) + \frac{26}{33} - \frac{9}{22} \ln 3 \simeq 1.60396. \quad (4.33)$$

One may use this asymptotic representation for $\ln(\sqrt{8t}\Lambda)$ in Eq. (4.29).⁷

⁷Practically, one will use Eq. (4.29) to compute $t^2 \{T_{\mu\nu}\}_R(x)$ from $t^2 U_{\mu\nu}(t, x)$ and $t^2 E(t, x)$. Then, from the value of $\sqrt{8t}\Lambda$, one can deduce $\{T_{\mu\nu}\}_R(x)/\Lambda^4$.

5. One-loop calculation of coefficient functions

For calculational convenience, we define coefficient functions $F(t)$ and $G(t)$ by

$$\begin{aligned} & G_{\mu\rho}^a(t, x)G_{\nu\rho}^a(t, x) - \langle G_{\mu\rho}^a(t, x)G_{\nu\rho}^a(t, x) \rangle \\ &= F(t) \{F_{\mu\rho}^a F_{\nu\rho}^a\}_R(x) + G(t)\delta_{\mu\nu} \{F_{\rho\sigma}^a F_{\rho\sigma}^a\}_R(x) + O(t). \end{aligned} \quad (5.1)$$

Eq. (3.5) then becomes (for $D = 4$),

$$\begin{aligned} U_{\mu\nu}(t, x) &= F(t) \left[\{F_{\mu\rho}^a F_{\nu\rho}^a\}_R(x) - \frac{1}{4}\delta_{\mu\nu}\delta_{\rho\lambda} \{F_{\rho\sigma}^a F_{\lambda\sigma}^a\}_R(x) \right] + O(t) \\ &= F(t) \left[\{F_{\mu\rho}^a F_{\nu\rho}^a\}_R(x) - \frac{1}{4}\delta_{\mu\nu} \left(1 - \frac{\beta}{2g}\right) \{F_{\rho\sigma}^a F_{\rho\sigma}^a\}_R(x) \right] + O(t), \end{aligned} \quad (5.2)$$

where we have used Eq. (2.19). Rewriting this in favor of the energy-momentum tensor (2.12) with Eqs. (2.13) and (2.14), we have

$$\begin{aligned} U_{\mu\nu}(t, x) &= F(t) \left[\{F_{\mu\rho}^a F_{\nu\rho}^a\}_R(x) - \frac{1}{4}\delta_{\mu\nu}\delta_{\rho\lambda} \{F_{\rho\sigma}^a F_{\lambda\sigma}^a\}_R(x) \right] + O(t) \\ &= F(t) \left[g^2 \{T_{\mu\nu}\}_R(x) + \frac{\beta}{8g}\delta_{\mu\nu} \{F_{\rho\sigma}^a F_{\rho\sigma}^a\}_R(x) \right] + O(t). \end{aligned} \quad (5.3)$$

Comparison with Eq. (3.7) then shows

$$c_T(t) = g^2 F(t), \quad c_S(t) = \frac{\beta}{2g} F(t). \quad (5.4)$$

Similarly, for Eq. (3.8),

$$\begin{aligned} E(t, x) &= \langle E(t, x) \rangle + \frac{1}{4}F(t)\delta_{\rho\lambda} \{F_{\rho\sigma}^a F_{\lambda\sigma}^a\}_R(x) + G(t) \{F_{\rho\sigma}^a F_{\rho\sigma}^a\}_R(x) + O(t) \\ &= \left[\left(1 - \frac{\beta}{2g}\right) F(t) + 4G(t) \right] \left\{ \frac{1}{4} F_{\rho\sigma}^a F_{\rho\sigma}^a \right\}_R(x) + O(t), \end{aligned} \quad (5.5)$$

and therefore

$$c_E(t) = \left(1 - \frac{\beta}{2g}\right) F(t) + 4G(t). \quad (5.6)$$

This implies, for the ratio (4.23),

$$\begin{aligned} \frac{c_S(t)}{c_E(t)} &= \frac{\beta}{2g} \frac{1}{1 - \frac{\beta}{2g} + 4G(t)/F(t)} \\ &= -\frac{b_0}{2} g^2 \left\{ 1 + 2b_0 g^2 \left[-\frac{1}{4} + \frac{b_1}{2b_0^2} \right] - 4G(t) + O(g^4) \right\}. \end{aligned} \quad (5.7)$$

To find the coefficient functions $F(t)$ and $G(t)$ in Eq. (5.1), we consider the correlation function

$$\langle G_{\mu\rho}^a(t, x) G_{\nu\rho}^a(t, x) A_\kappa^i(w) A_\omega^j(v) \rangle. \quad (5.8)$$

To $O(g_0^2)$, there are 17 flow-line Feynman diagrams (Figs. 1–17) that contribute to this correlation function. In the figures, gauge potentials at the flow time t , $B_\mu(t, x)$, are represented by little filled squares; the open circle denotes the flow-time vertex and the full circle is the conventional vertex in the Yang-Mills theory. We refer the reader to Ref. [33] for the details of the Feynman rules for the flow-line diagram.

To read off the coefficient functions $F(t)$ and $G(t)$ in Eq. (5.1) from the correlation function (5.8), we consider the vertex functions, that is, amputated diagrams in which the external propagators of the original Yang–Mills theory are truncated. Therefore, the diagrams Figs. 10, 12 and 17, those provide only the conventional wave function renormalization, should be omitted in the computation of $F(t)$ and $G(t)$.⁸ On the other hand, the flow-line propagators [33], the arrowed straight lines in the diagrams, should not be truncated because these are not propagators in the quantum field theory but instead represent the time evolution along the flow time.

The tree-level contribution to the vertex function is,

$$\begin{aligned} \text{Fig. 1} &= \delta_{\rho\sigma} \left[\int_{p,q} e^{i(p+q)x} \tilde{A}_\rho^a(p) \tilde{A}_\sigma^a(q) e^{-tp^2} e^{-tq^2} i p_\mu i q_\nu \pm (\mu \leftrightarrow \rho, \nu \leftrightarrow \sigma) \right] \\ &= F_{\mu\rho}^a(x) F_{\nu\sigma}^a(x) + O(t), \end{aligned} \quad (5.9)$$

⁸More precisely, those diagrams are different from the conventional Feynman diagrams in that the propagators carry an additional factor e^{-tp^2} (in the Feynman gauge), where p is the external momentum. This factor is however irrelevant in the present computation of the coefficients of operators with lowest number of derivatives.

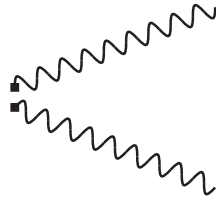


Figure 1:




Figure 2:

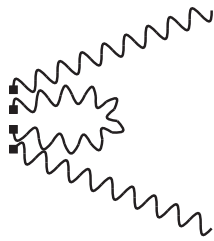


Figure 3:

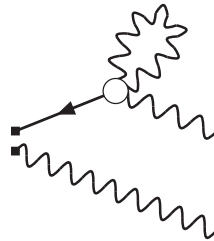


Figure 4:




Figure 5:

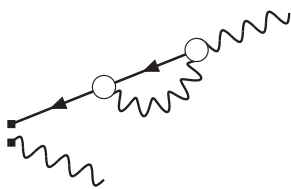


Figure 6:

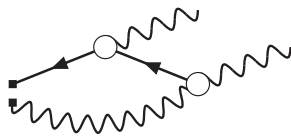


Figure 7:

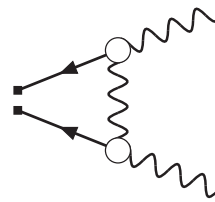


Figure 8:

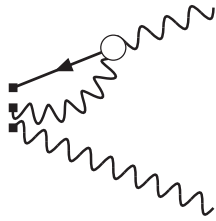


Figure 9:




Figure 10:




Figure 11:




Figure 12:

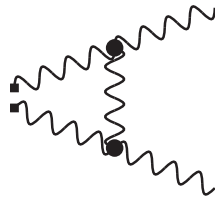


Figure 13:

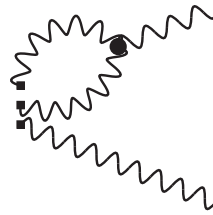


Figure 14:

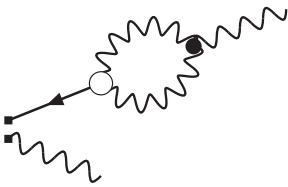


Figure 15:

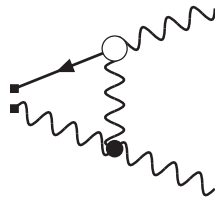


Figure 16:

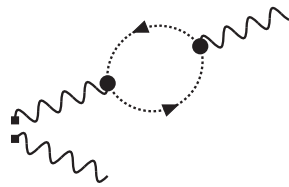


Figure 17:

where

$$A_\mu(x) = \int_p e^{ipx} \tilde{A}_\mu(p), \quad \int_p \equiv \int \frac{d^D p}{(2\pi)^D}, \quad (5.10)$$

and, here and in what follows, the alternating-sign symbol implies,

$$t_{\mu\rho\nu\sigma} \pm (\mu \leftrightarrow \rho, \nu \leftrightarrow \sigma) \equiv t_{\mu\rho\nu\sigma} - t_{\rho\mu\nu\sigma} - t_{\mu\rho\sigma\nu} + t_{\rho\mu\sigma\nu}. \quad (5.11)$$

This tree-level result had been used in obtaining Eq. (4.20).

The vacuum expectation value in the lowest order is

$$\begin{aligned} \text{Fig. 2} &= g_0^2 \delta^{aa} \delta_{\rho\sigma} \left[\int_\ell \frac{1}{\ell^2} e^{-2t\ell^2} \ell_\mu \ell_\nu \delta_{\rho\sigma} \pm (\mu \leftrightarrow \rho, \nu \leftrightarrow \sigma) \right] \\ &= \frac{3}{128\pi^2} (N^2 - 1) g_0^2 \frac{1}{t^2} \delta_{\mu\nu}. \end{aligned} \quad (5.12)$$

Now as an example of the computation of one-loop flow-line Feynman diagrams, we briefly illustrate the computation of Fig 13. A straightforward application of the Feynman rules in Ref. [33] in the ‘‘Feynman gauge’’ in which the gauge parameters are taken as $\lambda_0 = \alpha_0 = 1$ yields the expression,

$$\begin{aligned} \text{Fig. 13} &= N g_0^2 \delta_{\rho\sigma} \left(\int_{p,q} e^{i(p+q)x} \tilde{A}_\alpha^b(p) \tilde{A}_\beta^c(q) \right. \\ &\quad \times \int_\ell \frac{1}{(p+\ell)^2} \frac{1}{\ell^2} \frac{1}{(q-\ell)^2} e^{-t(p+\ell)^2} e^{-t(q-\ell)^2} \\ &\quad \times i(p+\ell)_\mu i(q-\ell)_\nu \\ &\quad \times [\delta_{\rho\lambda}(-p-2\ell)_\alpha + \delta_{\lambda\alpha}(\ell-p)_\rho + \delta_{\alpha\rho}(2p+\ell)_\lambda] \\ &\quad \times [\delta_{\lambda\sigma}(-2\ell+q)_\beta + \delta_{\sigma\beta}(-2q+\ell)_\lambda + \delta_{\beta\lambda}(q+\ell)_\sigma] \\ &\quad \left. \pm (\mu \leftrightarrow \rho, \nu \leftrightarrow \sigma) \right). \end{aligned} \quad (5.13)$$

To find the coefficients $F(t)$ and $G(t)$ in Eq. (5.1), we write this vertex function as

$$\int_{p,q} e^{i(p+q)x} \tilde{A}_\alpha^a(p) \tilde{A}_\beta^a(q) M_{\mu\nu,\alpha\beta}(p,q), \quad (5.14)$$

and find the coefficients of

$$-p_\mu q_\nu \delta_{\alpha\beta}, \quad (5.15)$$

and

$$-2p \cdot q \delta_{\mu\nu} \delta_{\alpha\beta}, \quad (5.16)$$

respectively in $M_{\mu\nu,\alpha\beta}(p, q)$. For this, we first exponentiate the denominators in Eq. (5.13) by using

$$\frac{1}{(p+\ell)^2} \frac{1}{(q-\ell)^2} = \int_0^\infty d\xi \int_0^\infty d\eta e^{-\xi(p+\ell)^2} e^{-\eta(q-\ell)^2}. \quad (5.17)$$

We then simply expand the integrand with respect to the external momenta p and q to $O(p, q)$. The flow-time evolution factor $e^{-2t\ell^2}$ in the integrand makes the integral (5.13) UV finite for any dimension D . On the other hand, there always exists a complex domain of D such that the integral is infrared finite; this provides the analytic continuation of the integral such that

$$\int_\ell \frac{1}{\ell^2} e^{-\alpha\ell^2} = \frac{1}{(4\pi)^{D/2}} \frac{1}{D/2 - 1} \alpha^{-D/2+1}, \quad (5.18)$$

$$\int_\ell \frac{1}{\ell^2} e^{-\alpha\ell^2} \ell_\mu \ell_\nu = \frac{1}{(4\pi)^{D/2}} \frac{1}{D} \alpha^{-D/2} \delta_{\mu\nu}, \quad (5.19)$$

$$\int_\ell \frac{1}{\ell^2} e^{-\alpha\ell^2} \ell_\mu \ell_\nu \ell_\rho \ell_\sigma = \frac{1}{(4\pi)^{D/2}} \frac{1}{2(D+2)} \alpha^{-D/2-1} (\delta_{\mu\nu} \delta_{\rho\sigma} + \delta_{\mu\rho} \delta_{\nu\sigma} + \delta_{\mu\sigma} \delta_{\nu\rho}), \quad (5.20)$$

$$\begin{aligned} & \int_\ell \frac{1}{\ell^2} e^{-\alpha\ell^2} \ell_\mu \ell_\nu \ell_\rho \ell_\sigma \ell_\alpha \ell_\beta \\ &= \frac{1}{(4\pi)^{D/2}} \frac{1}{4(D+4)} \alpha^{-D/2-2} (\delta_{\mu\nu} \delta_{\rho\sigma} \delta_{\alpha\beta} + 14 \text{ permutations}). \end{aligned} \quad (5.21)$$

Then it is straightforward to find the coefficients of Eqs. (5.15) and (5.16) which directly give the contribution to the functions $F(t)$ and $G(t)$.

In Table 1, we summarize the contribution of each diagram computed in the above method in the unit of

$$\frac{1}{16\pi^2} N g_0^2. \quad (5.22)$$

In the last line of the table, “Z factors” implies the contributions of the one-loop operator renormalization factors, Z_T (2.13) and Z_M (2.22) through the tree-level diagram, Eq. (5.9) (recall Eq. (2.10)). We see that those operator renormalization factors precisely cancel the residues of $1/\epsilon$ and make the coefficients $F(t)$ and $G(t)$ finite; this is precisely what we expect from the

Table 1: The contributions of each flow-line Feynman diagram (in the Feynman gauge) to the coefficients of Eqs. (5.15) and (5.16) respectively in the unit of Eq. (5.22). These correspond to the coefficient functions $F(t)$ and $G(t)$ in Eq. (5.1).

	$F(t)$	$G(t)$
Fig. 3	0	0
Fig. 4	$-3\frac{1}{\epsilon} - 3\ln(8\pi t) - 1$	0
Fig. 5	$-\frac{7}{36}$	$-\frac{49}{144}$
Fig. 6	$2\frac{1}{\epsilon} + 2\ln(8\pi t) - \frac{1}{2}$	0
Fig. 7	$\frac{19}{288}$	$\frac{121}{384}$
Fig. 8	$\frac{47}{96}$	$\frac{53}{128}$
Fig. 9	$-\frac{25}{8}$	0
Fig. 11	$\frac{1}{3}\frac{1}{\epsilon} + \frac{1}{3}\ln(8\pi t) - \frac{17}{36}$	$\frac{7}{12}\frac{1}{\epsilon} + \frac{7}{12}\ln(8\pi t) + \frac{1}{144}$
Fig. 13	$-\frac{5}{3}\frac{1}{\epsilon} - \frac{5}{3}\ln(8\pi t) + \frac{25}{36}$	$-\frac{3}{2}\frac{1}{\epsilon} - \frac{3}{2}\ln(8\pi t) - \frac{29}{16}$
Fig. 14	$3\frac{1}{\epsilon} + 3\ln(8\pi t) + 3$	0
Fig. 15	$3\frac{1}{\epsilon} + 3\ln(8\pi t) + \frac{5}{2}$	0
Fig. 16	$\frac{7}{4}$	$\frac{31}{24}$
Z factors	$-\frac{11}{3}\frac{1}{\epsilon}$	$\frac{11}{12}\frac{1}{\epsilon}$

general argument. From the results in the table, we then have

$$F(t) = 1 + 2b_0g^2 \left[\ln(\sqrt{8t}\mu) + \ln \sqrt{\pi} + \frac{7}{16} \right], \quad (5.23)$$

$$G(t) = -\frac{1}{2}b_0g^2 \left[\ln(\sqrt{8t}\mu) + \ln \sqrt{\pi} + \frac{3}{44} \right]. \quad (5.24)$$

Finally, comparison with the formulas (5.4), (5.7), (4.21) and (4.23) shows the results quoted in the previous section, Eqs. (4.30) and (4.31). Note that the coefficients of $\ln(\sqrt{8t}\mu)$ in the explicit one-loop calculation (Eqs. (5.23) and (5.24)) are in agreement with those by the general argument on the basis of the renormalization group equations and the trace anomaly (Eqs. (4.21) and (4.23)). This agreement provides a consistency check of our one-loop calculation and supports the correctness of our reasoning.

6. Conclusion

In the present paper, we derived a formula that relates the short flow-time behavior of some gauge invariant local products generated by the Yang–Mills gradient flow and the correctly-normalized conserved energy-momentum tensor in the Yang–Mills theory. Our main result is Eq. (4.29). The right-hand side of Eq. (4.29) can be computed by the Wilson flow in lattice gauge theory with appropriate discretizations of operators, Eqs. (3.5) and (3.6) (see Refs. [31, 34], for example). Here, the continuum limit $a \rightarrow 0$ must be taken first and then the $t \rightarrow 0$ limit is taken afterwards; otherwise our basic reasoning does not hold.

Although the formula (4.29) should be mathematically correct, the practical usefulness of Eq. (4.29) is a separate issue and has to be carefully examined numerically.⁹ Since the lattice spacing a must be sufficiently smaller than the square-root of the flow time $\sqrt{8t}$ for our reasoning to work, the reliable application of Eq. (4.29) will require rather small lattice spacings. One also worries about the contamination by higher dimensional operators (i.e., $O(t)$ terms in Eqs. (3.7) and (3.8)) and the finite-size effect which we did not take into account in the present paper. If our strategy turns to be practically feasible, it provides a completely new method to compute correlation functions containing a well-defined energy-momentum tensor. It is clear

⁹We hope to return this problem in the near future.

that the present approach to the energy-momentum tensor on the lattice is not limited to the pure Yang–Mills theory although the treatment might be slightly more complicated with the presence of other fields. The application will then include, the determination of the shear and bulk viscosities (see Refs. [43, 44], for example), the measurement of thermodynamical quantities (see Ref. [45] and references cited therein), the mass and the decay constant of the pseudo Nambu–Goldstone boson associated with the (approximate) dilatation invariance (see Ref. [46] and references cited therein), and so on.

It is also clear that our basic idea that operators defined with the lattice regularization and in the continuum theory can be related through the gradient flow is not limited to the energy-momentum tensor. It might be possible to construct, for example, an ideal chiral current or an ideal supercurrent on the lattice, from the small flow-time limit of local products. It appears interesting to pursue this idea.

Acknowledgements

The possibility that the Yang–Mills gradient flow (or the Wilson flow) can be useful to define the energy-momentum tensor in lattice gauge theory was originally suggested to me by Etsuko Itou. I would like to thank her for enlightening discussions. I would also like to thank Martin Lüscher for a clarifying remark on the precise meaning of Eq. (3.8). This work is supported in part by a Grant-in-Aid for Scientific Research 23540330.

References

- [1] H. B. Nielsen and M. Ninomiya, Nucl. Phys. B **185** (1981) 20 [Erratum-ibid. B **195** (1982) 541].
- [2] H. B. Nielsen and M. Ninomiya, Nucl. Phys. B **193** (1981) 173.
- [3] P. H. Dondi and H. Nicolai, Nuovo Cim. A **41** (1977) 1.
- [4] D. B. Kaplan, Phys. Lett. B **288** (1992) 342 [hep-lat/9206013].
- [5] H. Neuberger, Phys. Lett. B **417** (1998) 141 [hep-lat/9707022].
- [6] P. Hasenfratz, Nucl. Phys. Proc. Suppl. **63** (1998) 53 [hep-lat/9709110].

- [7] P. Hasenfratz, V. Laliena and F. Niedermayer, Phys. Lett. B **427** (1998) 125 [hep-lat/9801021].
- [8] H. Neuberger, Phys. Lett. B **427** (1998) 353 [hep-lat/9801031].
- [9] P. Hasenfratz, Nucl. Phys. B **525** (1998) 401 [hep-lat/9802007].
- [10] M. Lüscher, Phys. Lett. B **428** (1998) 342 [hep-lat/9802011].
- [11] F. Niedermayer, Nucl. Phys. Proc. Suppl. **73** (1999) 105 [hep-lat/9810026].
- [12] P. H. Ginsparg and K. G. Wilson, Phys. Rev. D **25** (1982) 2649.
- [13] M. Kato, M. Sakamoto and H. So, JHEP **0805** (2008) 057 [arXiv:0803.3121 [hep-lat]].
- [14] C. G. Callan, Jr., S. R. Coleman and R. Jackiw, Annals Phys. **59** (1970) 42.
- [15] S. R. Coleman and R. Jackiw, Annals Phys. **67** (1971) 552.
- [16] S. Caracciolo, G. Curci, P. Menotti, A. Pelissetto and , Nucl. Phys. B **309** (1988) 612.
- [17] S. Caracciolo, G. Curci, P. Menotti and A. Pelissetto, Annals Phys. **197** (1990) 119.
- [18] H. Suzuki, Nucl. Phys. B **868** (2013) 459 [arXiv:1209.2473 [hep-lat]].
- [19] H. Suzuki, Phys. Lett. B **719** (2013) 435 [arXiv:1209.5155 [hep-lat]].
- [20] M. Bochicchio, L. Maiani, G. Martinelli, G. C. Rossi and M. Testa, Nucl. Phys. B **262** (1985) 331.
- [21] K. Fujikawa, Phys. Rev. D **23** (1981) 2262.
- [22] K. Fujikawa and H. Suzuki, “Path integrals and quantum anomalies,” Oxford, UK: Clarendon (2004) 284p
- [23] R. J. Crewther, Phys. Rev. Lett. **28** (1972) 1421.
- [24] M. S. Chanowitz and J. R. Ellis, Phys. Lett. B **40** (1972) 397.

- [25] S. L. Adler, J. C. Collins and A. Duncan, Phys. Rev. D **15** (1977) 1712.
- [26] N. K. Nielsen, Nucl. Phys. B **120** (1977) 212.
- [27] J. C. Collins, A. Duncan and S. D. Joglekar, Phys. Rev. D **16** (1977) 438.
- [28] M. Lüscher, Phys. Lett. B **593** (2004) 296 [hep-th/0404034].
- [29] M. Lüscher and F. Palombi, JHEP **1009** (2010) 110 [arXiv:1008.0732 [hep-lat]].
- [30] K. G. Wilson, Subnucl. Ser. **13** (1977) 13.
- [31] M. Lüscher, JHEP **1008** (2010) 071 [arXiv:1006.4518 [hep-lat]].
- [32] M. Lüscher, PoS LATTICE **2010** (2010) 015 [arXiv:1009.5877 [hep-lat]].
- [33] M. Lüscher and P. Weisz, JHEP **1102** (2011) 051 [arXiv:1101.0963 [hep-th]].
- [34] S. Borsanyi, S. Dürr, Z. Fodor, C. Hoelbling, S. D. Katz, S. Krieg, T. Kurth and L. Lellouch *et al.*, JHEP **1209** (2012) 010 [arXiv:1203.4469 [hep-lat]].
- [35] S. Borsanyi, S. Dürr, Z. Fodor, S. D. Katz, S. Krieg, T. Kurth, S. Magas and A. Schafer *et al.*, arXiv:1205.0781 [hep-lat].
- [36] Z. Fodor, K. Holland, J. Kuti, D. Negradi and C. H. Wong, JHEP **1211** (2012) 007 [arXiv:1208.1051 [hep-lat]].
- [37] Z. Fodor, K. Holland, J. Kuti, D. Negradi and C. H. Wong, PoS LATTICE **2012** (2012) 050 [arXiv:1211.3247 [hep-lat]].
- [38] P. Fritzsche and A. Ramos, arXiv:1301.4388 [hep-lat].
- [39] M. Lüscher, arXiv:1302.5246 [hep-lat].
- [40] J. C. Collins, “Renormalization. An introduction to renormalization, the renormalization group, and the operator product expansion,” Cambridge, UK: Univ. Pr. (1984) 380p

- [41] D. Z. Freedman, I. J. Muzinich and E. J. Weinberg, *Annals Phys.* **87** (1974) 95.
- [42] S. D. Joglekar, *Annals Phys.* **100** (1976) 395 [Erratum-ibid. **102** (1976) 594].
- [43] H. B. Meyer, *Phys. Rev. D* **76** (2007) 101701 [arXiv:0704.1801 [hep-lat]].
- [44] H. B. Meyer, *Phys. Rev. Lett.* **100** (2008) 162001 [arXiv:0710.3717 [hep-lat]].
- [45] L. Giusti and H. B. Meyer, *JHEP* **1301** (2013) 140 [arXiv:1211.6669 [hep-lat]].
- [46] T. Appelquist and Y. Bai, *Phys. Rev. D* **82** (2010) 071701 [arXiv:1006.4375 [hep-ph]].