

Development of a Bayesian method for the analysis of inertial confinement fusion experiments on the NIF

J.A. Gaffney^{a,*}, D. Clark^a, V. Sonnad^a, S.B. Libby^a

^aLawrence Livermore National Laboratory, 7000 East Ave, Livermore, CA 94550

Abstract

The complex nature of inertial confinement fusion (ICF) experiments results in a very large number of experimental parameters that are only known with limited reliability. These parameters, combined with the myriad physical models that govern target evolution, make the reliable extraction of physics from experimental campaigns very difficult. We develop an inference method that allows all important experimental parameters, and previous knowledge, to be taken into account when investigating underlying microphysics models. The result is framed as a modified χ^2 analysis which is easy to implement in existing analyses, and quite portable. We present a first application to a recent convergent ablator experiment performed at the NIF, and investigate the effect of variations in all physical dimensions of the target (very difficult to do using other methods). We show that for well characterised targets in which dimensions vary at the 0.5% level there is little effect, but 3% variations change the results of inferences dramatically. Our Bayesian method allows particular inference results to be associated with prior errors in microphysics models; in our example, tuning the carbon opacity to match experimental data (i.e., ignoring prior knowledge) is equivalent to an assumed prior error of 400% in the tabop opacity tables. This large error is unreasonable, underlining the importance of including prior knowledge in the analysis of these experiments.

Keywords: inertial confinement fusion, radiation hydrodynamic simulation, Bayesian inference, plasma opacity, uncertainty analysis, convergent ablator, national ignition facility

1. Introduction

The design of experimental schemes to reach thermonuclear ignition and burn in laser driven targets involves complex models that incorporate many physical effects [1]. The radiation-hydrodynamic simulations used to predict the evolution of fusion capsules [2] therefore contain a huge number of physical parameters which play an important role. The resulting laser targets are correspondingly complex, with a large number of design parameters. In a typical inertial confinement fusion (ICF) experiment performed at large laser facilities such as the national ignition facility (NIF) [3], there are many tens of variables that play an important role in determining target evolution [4]. This poses a difficult problem for data analysis since these parameters should not be neglected but are too numerous to treat directly using the standard methods of, for example, particle physics where Monte Carlo sampling of noise sources is often used [5]. In this paper we develop a method that allows all important variables to be in-

cluded, along with prior work on microphysics models, in a consistent and efficient analysis. The approach has been designed to couple with existing radiation-hydrodynamics simulation codes without modification; in fact simulations are treated as a ‘black box’ making the method applicable to a large class of difficult data analysis problems. This approach also allows us to avoid the complex fitting functions used in other approaches [6, 7], which are unlikely to capture the complex behavior of ICF experiments close to ignition (and are unsuitable for such large problems in any case).

The data analysis approach that we describe is particularly important when considering the results of the recent national ignition campaign (NIC). Throughout the campaign, post-shot simulations failed to match the observed data; the implication is that simulations, or their underlying microphysics models, are inaccurate. Determining which of the models should be investigated, and producing a consistent picture of the implied error, is a difficult task and forms a major motivation for this work.

In fact, modifications to various physical parameters, even unrealistically large modifications, often cannot produce a match to NIC data. In this situation the neglect of important variables and prior knowledge has a dramatic effect on the results of inference (even if they are

^{*}This work performed under the auspices of the U.S. Department of Energy by Lawrence Livermore National Laboratory under Contract DE-AC52-07NA27344. LLNL-JRNL-614352

*Corresponding author

Email address: gaffney3@llnl.gov (J.A. Gaffney)

45 purely sources of noise). Our method allows these effects
 46 to be included with almost no computational overhead.
 47 We demonstrate this by presenting an analysis of a single
 48 NIC convergent ablator (conA) shot [8, 9], N110625. We
 49 find that variations in the dimensions of the target can
 50 have a dramatic effect on the inferred drive and carbon
 51 opacity, although this is mitigated by thorough metrology
 52 of the target. Our method also allows prior knowledge to
 53 be included and in the case of ICF we find that this is an
 54 extremely important factor. We use it to investigate the
 55 implied error in microphysics models associated with ne-
 56 glecting this prior work. The inclusion of this prior knowl-
 57 edge is an important strength of the Bayesian method, as
 58 it provides context for observed data and therefore allows
 59 meaningful information to be inferred even from a sin-
 60 gle experimental result. The total information from a set
 61 of experiments can be viewed as a series of such single-
 62 shot inferences, allowing the analysis performed here to
 63 be generalised to full experimental campaigns very easily.
 64 The approach is to treat the output of the simula-
 65 tion code as probabilistic, and to apply standard meth-
 66 ods of Bayesian analysis [10]. The probabilistic nature
 67 of simulations is due to variations in the myriad impor-
 68 tant variables (or ‘nuisance parameters’). We derive a
 69 semi-analytic expression in which the dependence on in-
 70 teresting physics is retained but all other variables are
 71 represented by an analytic information loss. The result
 72 is framed as a modified χ^2 analysis which is easy to im-
 73 plement, portable, and allows all available data to be in-
 74 cluded in a single analysis.

75 We begin by elaborating on the challenges we have
 76 already introduced. We then develop our inference ap-
 77 proach in section 3, and discuss methods for its applica-
 78 tion in section 4. Finally, the importance of including
 79 all important variables and prior knowledge is demon-
 80 strated with an example application to a single NIC shot,
 81 N110625.

82 2. Challenges for data analysis from ICF experi- 83 ments

84 In current analyses, particular data (chosen largely
 85 through experience) are preferentially matched by vary-
 86 ing inputs that are considered to be unreliable, such as
 87 X ray drive [11, 12]. This approach has been very useful
 88 in testing the consistency between simulations and ex-
 89 periment, however it is potentially sensitive to noise and
 90 gives little information about the physical origin of incon-
 91 sistencies. Increasing the number of inferred parameters
 92 is essential to gaining more information about underlying
 93 physics models.

94 Radiation-hydrodynamic simulations represent a non-
 95 linear map from the space of physical models that we
 96 wish to investigate to the data that are collected in an
 97 experiment. The nature of the simulations often means
 98 that they are not amenable to adjoint differentiation [13],

99 are discontinuous, and may be noisy; these complex fea-
 100 tures can make standard methods of searching the space
 101 of physical parameters quite unreliable. This limits the
 102 number of parameters that can be reliably inferred. The
 103 nuisance parameters included by our method result in a
 104 smoothing of the code output, allowing the use of ad-
 105 vanced methods and an increase in the number of physical
 106 parameters that can be investigated.

107 We have already described the difficulties associated
 108 with the large numbers of target parameters involved
 109 in ICF experiments. Although many of these are con-
 110 strained by manufacturing precision and target metrol-
 111 ogy, it has already been seen that their large number can
 112 have an important impact on the output of simulation
 113 codes [4]. There will be a corresponding effect on infer-
 114 ence results, and we aim to investigate this.

115 The physical parameters we aim to infer often refer to
 116 microscopic physics (for example opacities or equations
 117 of state) that are understood using other, separate, com-
 118 puter simulations. These simulations are highly complex
 119 and have been investigated both theoretically and experi-
 120 mentally for many decades; the expected systematic error
 121 bars on their outputs are therefore quite small. This error
 122 bar plays an important role in data analysis by ensuring
 123 that the results are physically reasonable, and this moti-
 124 vates our Bayesian approach.

125 3. Probabilistic output from a deterministic sim- 126 ulation code – the importance of nuisance pa- 127 rameters

128 The fundamental problem is to develop a method of
 129 exploring the huge space of parameters that can affect
 130 the outcome of a simulation. As discussed, in the case
 131 of ICF data there is no point in this space for which all
 132 data are correctly simulated. In general there may be a
 133 set of points that give comparable agreement. The best
 134 fit is found by defining a figure of merit that takes into
 135 account the difference between observed and simulated
 136 values of all data points, as well as the difference between
 137 simulation parameters and the expected physical reality.
 138 In this section we outline a figure of merit that is based
 139 on the Bayesian posterior probability of a point in phase
 140 space (the *maximum a posteriori*, or MAP, solution [10]),
 141 and use an analytic prior-predictive approach to reduce
 142 the phase space to manageable size.

143 We begin by splitting the set of all parameters into two;

- 144 • ‘Interesting Parameters’ θ - Physically significant pa-
 145 rameters that we aim to infer from experiment data.
 146 For example material equation of state, opacities,
 147 conductivities, ...,
- ‘Nuisance Parameters’ η – Other parameters that
 have an effect on simulations but are not of direct
 physical significance. These are usually known with

151 good precision, for example target dimensions, laser
152 powers, ...,

In our model, inference is performed on the interesting parameters only. Bayes' theorem allows us to write down the probability distribution of the interesting parameters once the experiment has been performed (the *posterior*), in terms of the probability distribution before the experiment (the *prior*) and the probability of the experimental data (the *likelihood*). Bayes' theorem is

$$P(\theta|d_{exp}) = \frac{P(d_{exp}|\theta)P(\theta)}{P(d_{exp})} = \frac{\int \int d\eta dd_m P(d_{exp}, d_m, \theta, \eta)}{P(d_{exp})},$$

where d_{exp} is the vector of experimental data and we have introduced the code output d_m and the nuisance parameters as marginalised variables. This allows us to introduce the known measurement error and prior distributions of the nuisance parameters later. Such an approach is equivalent to assuming that experimental data are the simulation results plus a randomly distributed error, as is done in other approaches [7, 15]. Writing $P(d_{exp}, d_m, \theta, \eta) = P(d_{exp}|d_m, \theta, \eta)P(d_m|\theta, \eta)P(\theta, \eta)$ and introducing the deterministic nature of the simulation code,

$$P(d_m|\theta, \eta) = \delta(d_m - d_m(\theta, \eta)),$$

the integration over d_m can be performed trivially. The result is

$$P(\theta|d_{exp}) = \frac{P(\theta)}{P(d_{exp})} \int d\eta P(d_{exp}|d_m(\theta, \eta))P(\eta) \equiv \frac{P(\theta)}{P(d_{exp})} P(d_{exp}|\theta), \quad (1)$$

153 The likelihood $P(d_{exp}|d_m(\theta, \eta))$ implicitly contains the
154 experimental error distribution and the code output as a
155 function of all parameters $d_m(\theta, \eta)$. The two components
156 of the prior distribution $P(\theta, \eta) \equiv P(\theta)P(\eta)$ describe the
157 expected distributions of nuisance and interesting param-
158 eters before the experiment has been performed; these
159 are determined by the experimental design, target man-
160 ufacturing tolerances, previous experimental results and
161 expert opinion.

162 Equation (1) describes the relationship between the
163 probability distributions of the interesting parameters be-
164 fore and after an experiment. The details of the relation-
165 ship are approximated by the simulation code, and con-
166 tained in the likelihood function. Data analysis, then, is
167 based on the evaluation of the integral in the definition
168 of the likelihood. In its general form this involves the
169 integration of simulation output over the entire nuisance
170 parameter space; it is common to evaluate this using a
171 Monte-Carlo sampling of the integrand (see, for example,
172 [16]). For our application, where even a conservative set

173 of nuisance parameters results in a ~ 20 dimensional inte-
174 gral, this is prohibitively expensive. Even if the radiation-
175 hydrodynamics can be modelled by some fast surrogate
176 model (as a Gaussian Process or through other techniques
177 [6, 7, 17]), which itself is very difficult given the size of
178 the space we must consider, the integral is still too ex-
179 pensive. We instead evaluate the integral by assuming a
180 linear response to nuisance parameters,

$$d_m(\theta, \eta) = d_m(\theta, \eta = \eta_0) + A(\eta_0 - \eta). \quad (2)$$

181 In the above η_0 is the nominal value of the nuisance pa-
182 rameters, typically zero. The linear response matrix A
183 can be populated using a small number of simulations;
184 once this has been done, the matrix A is entirely portable
185 and may be used in all subsequent analyses of this type
186 without further calculation.

187 The case of linear response, equation (2), is very useful
188 as it allows an analytic treatment of the nuisance param-
189 eters. Assuming that the experimental measurement errors
190 and nuisance parameter variations are described by un-
191 correlated normal distributions with correlation matrices
192 Λ_{exp} and Λ_η ,

$$P(d_{exp}|\theta) = \int d\eta \left\{ \frac{e^{-(d_{exp}-d_m(\theta, \eta))^T \Lambda_{exp}^{-1} (d_{exp}-d_m(\theta, \eta))}}{\sqrt{(2\pi)^{n_{exp}} |\Lambda_{exp}|}} \times \frac{e^{-(\eta-\eta_0)^T \Lambda_\eta^{-1} (\eta-\eta_0)}}{\sqrt{(2\pi)^{n_\eta} |\Lambda_\eta|}} \right\},$$

193 the result is

$$P(d_{exp}|\theta) = \frac{e^{-(d_{exp}-d_m(\theta))^T [\Lambda_{exp}^{-1} - \beta^T \beta] (d_{exp}-d_m(\theta))}}{\sqrt{(2\pi)^{n_{exp}} |\Lambda_{exp}| |\Lambda_\eta| |\alpha^T \alpha|}}. \quad (3)$$

In the above, $d_m(\theta) \equiv d_m(\theta, \eta_0)$ is the simulation result for nominal nuisance parameters and the matrices α and β satisfy the equations

$$\alpha^T \alpha = A^T \Lambda_{exp}^{-1} A + \Lambda_\eta^{-1} \\ \beta^T \alpha = \Lambda_{exp}^{-1} A.$$

194 These expressions are the multivariate generalisation of
195 the usual quadrature error propagation formula; it should
196 be noted that even if nuisance parameters and experimen-
197 tal errors are independent to begin with (i.e., if Λ_{exp} and
198 Λ_η are diagonal), the response of the simulations means
199 that the likelihood can become strongly correlated. These
200 potentially strong correlations arise due to the determin-
201 istic nature of the simulation code and play a very impor-
202 tant role in the inference procedure described in the next
203 section.

204 4. Inference of interesting parameters from experi- 205 mental data

206 The results of the previous section allow the efficient
207 calculation of the likelihood as a function of interesting

parameters, without neglecting other important variables or prior knowledge. As discussed in section 2, this can be expected to give a significant improvement in data analysis results. The marginalisation of nuisance parameters represents an averaging that smooths the response of simulations, making them more well-behaved. This allows us to use standard numerical techniques.

The best fit to data, taking into account nuisance parameters and prior knowledge, is given by the parameters that maximise the posterior probability $P(\theta|d_{exp})$ (see equation (1)). It is convenient to minimise the information, $I(\theta|d_{exp}) = -\text{Log}P(\theta|d_{exp})$, which using equations (1) and (3) is

$$I(\theta|d_{exp}) = \sum_i \frac{(d_{exp,i} - d_m(\theta)_i)^2}{\sigma_{exp,i}^2} - (d_{exp} - d_m(\theta))^T \beta^T \beta (d_{exp} - d_m(\theta)) + \frac{1}{2} \ln (|\Lambda_\eta| |\alpha^T \alpha|) - \ln P(\theta) \quad . \quad (4)$$

The above equation has the form of a modified χ^2 function, and is derived by assuming that Λ_{exp} is diagonal. Note that the dependence of the first term on θ through the simulation $d_m(\theta)$ means that even in the absence of nuisance parameters and prior knowledge the likelihood is non-normal. Equation (4) can be interpreted as an information processing rule [18]; the first 3 terms on the right hand side are the information gained from the experiment, and the final term is the information about the interesting parameters before the experiment was performed. In that sense it is clear that the positive definite matrix $\beta^T \beta$ represents a loss of information due to nuisance parameters. As mentioned, once $\beta^T \beta$ has been computed the evaluation of the modified χ^2 only requires a single simulation.

In an actual inference problem we are interested in the values of θ that give the best fit to the experimental data. This requires the numerical minimisation of equation (4). The well behaved nature of the marginalised likelihood allows us to use standard methods; two common approaches are

- Markov Chain Monte Carlo (MCMC) – This approach gives an approximation to the entire posterior information [19]. This is extremely useful to the evaluation of error bars on inferred parameters. The trade-off is that these methods require extensive ‘burn in’ periods and are difficult to run in parallel. In our applications where a single simulation represents a significant computational overhead, this is a major disadvantage;
- Genetic Algorithm (GA) – This method uses ideas taken from genetics to efficiently find the minimum of a function. It is very easy to run in parallel and so is well suited to our application. The final result is the position of the minimum only and so some approximation is required to calculate error bars [10],

In the following section we present an example application of the method. For simplicity the parameter space is small allowing the likelihood and posterior to be explored directly. The advanced techniques discussed above are therefore not needed. In a forthcoming paper we consider more complex cases for which we develop a genetic algorithm that is optimised for the sparse datasets encountered in ICF research.

5. Application to NIF convergent ablator experimental data

In order to demonstrate the application to an actual inference problem, we now consider experimental data taken on a NIC convergent ablator (conA) experiment [8, 9]. In this design, an ICF capsule is imploded and backlit by emission from a nearby high Z plasma. This allows time- and space- resolved measurement of the plasma density during the implosion. This is analysed to give time resolved measurement of fuel shell position, velocity, and line density. Simple models show that these quantities are sensitive to the details of the X ray drive from the hohlraum, and to radiation transport in the capsule ablator [1].

In these experiments the measured implosion velocities are consistently lower than simulated predictions, possibly suggesting a reduced X ray drive. Absorption of the drive X rays by carbon in the ablator plastic also plays an important role, and simulations show that an increased carbon opacity can improve agreement [14]. These parameters can be used to tune simulations to agree with experiment, however such an approach runs the risk of destroying the predictive capabilities of codes when run far from existing experimental data (a common occurrence in all areas of HEDP, and a possible problem when designing improved ICF targets). We aim to analyse the significance of these experimental results with respect to the drive and carbon opacity by inferring the values of modifiers to those quantities in the presence of many nuisance parameters and of prior knowledge. The prior distributions that we place on these multipliers are interpreted as the uncertainties in the off-line calculations of opacity and drive.

The inference is based on the HYDRA radiation-hydrodynamics code [20]. The parameters of interest are the values of two dimensionless multipliers; one is applied to the X ray drive spectrum (at all times and photon energies) and the other is applied to the carbon opacity (all temperatures, densities and photon energies). We take into account 29 nuisance parameters, allowing all capsule dimensions, material densities and material compositions [4] to vary. These parameters are allowed to vary according to two distributions with standard deviations of 0.5% and 3% respectively. These represent well constrained target parameters (many NIC capsule dimensions are known to better than 0.5%), and ones with

310 more uncertainty (demonstrating the potential effect of
 311 nuisance parameters on inferred physics). For this rel-
 312 atively small inference it is feasible to generate a set of
 313 simulations that span the 2D parameter space. For each
 314 point, defined by the multipliers $(\Delta_{drive}, \Delta_{Copac})$, we run
 315 HYDRA and extract the implosion velocity, ablator mass
 316 fraction, and time at which the implosion reaches a radius
 317 of $310\mu\text{m}$. These quantities are compared to experimental
 318 values taken from radiography [21].

319 In figure 1 we plot the information in the likelihood as
 320 a function of Δ_{drive} and Δ_{Copac} , calculated using equa-
 321 tion (3) with different values of the modification matrix
 322 $\beta^T\beta$. These plots represent our modified χ^2 when the
 323 prior distribution $P(\theta)$ is neglected. In (a) nuisance pa-
 324 rameters are neglected ($\beta^T\beta = 0$), and in (b) the modi-
 325 fication is calculated as described for all 29 nuisance pa-
 326 rameters varying at the 3% level. In the case with 0.5%
 327 variations, nuisance parameters have a small effect and
 328 the likelihood is very similar to figure 1(a). The positions
 329 of the minima are marked with red points, making the ef-
 330 fect of nuisance parameters clear. This shift in minimum
 331 is very important in the subsequent analysis.

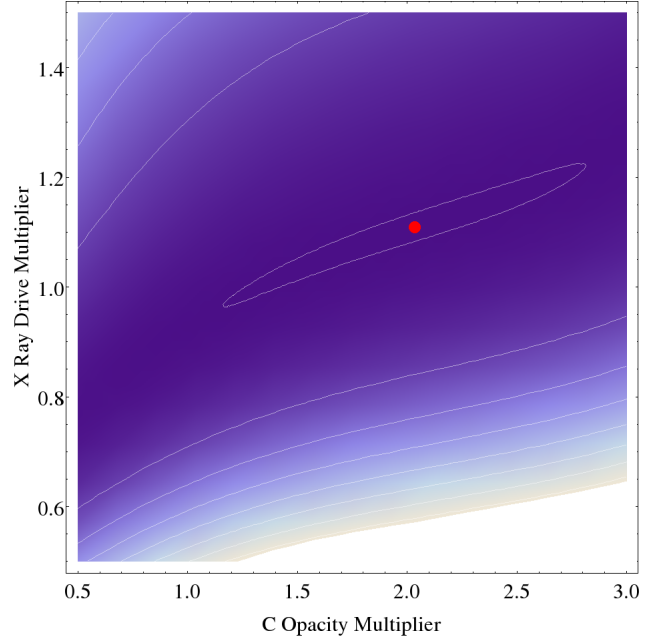
332 To further quantify the differences we perform a set
 333 of inferences based on the calculated likelihoods. The
 334 specific choice of prior distribution is often a difficult is-
 335 sue since it can be a subjective choice that has a direct
 336 influence on inference results. For this reason we per-
 337 form a range of inferences with prior distributions for
 338 $(\Delta_{drive}, \Delta_{Copac})$ of varying width. This allows us to take
 339 into account the dependence of the inference results on
 340 the prior, and place limits on the actual prior for various
 341 results.

342 We begin with a reasonable estimate of the uncertain-
 343 ties in opacity and drive models of 10% and 20% respec-
 344 tively. This defines our nominal prior as a normal distri-
 345 bution centered on $(1, 1)$, with covariance matrix

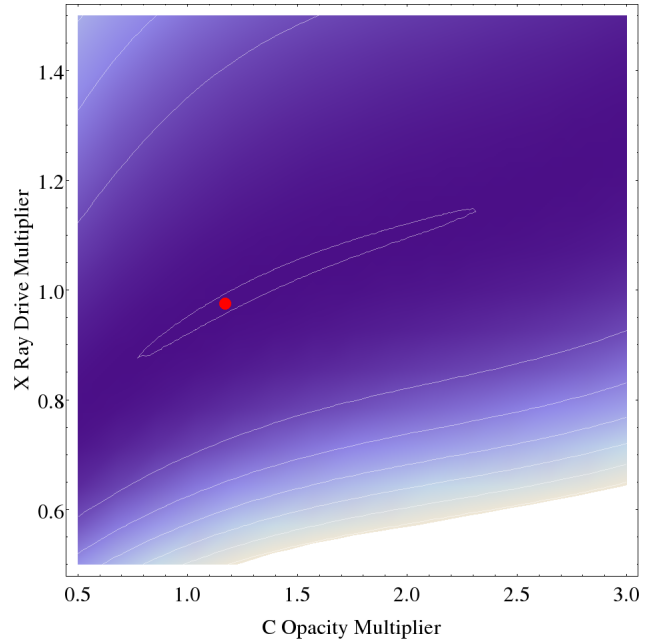
$$\Lambda_p = \begin{pmatrix} 0.1^2 & 0 \\ 0 & 0.2^2 \end{pmatrix}. \quad (5)$$

346 A set of inference results are found by scaling this covari-
 347 ance, thereby changing the assumed prior error in micro-
 348 physics models (and the relative importance of prior and
 349 experimental information). For a very large scaling of (5),
 350 the prior is flat and our analysis reproduces the maximum
 351 likelihood (ML) result; for a small scaling factor the prior
 352 tends to a δ -function and the minimum of equation (4) is
 353 at $(\Delta_{drive}, \Delta_{Copac}) = (1, 1)$ (their prior values).

354 In figure 2 we plot the trajectories of the best fit as
 355 the prior covariance is scaled from small to large. The
 356 trajectory for calculations that neglect nuisance paramet-
 357 ers, and that include them at the 0.5% level, overlay each
 358 other and are shown in purple; note the slight shift in the
 359 ML result at the right hand end. The 3% case is plotted
 360 in green. The shapes of the trajectories are determined
 361 by all the factors we have discussed so far, not least the



(a) *No nuisance parameters*



(b) *Linear model for nuisance parameters with 3% variations*

Figure 1: Information in the likelihood for multipliers placed on the carbon opacity and X ray drive for a NIC conA experiment. Panel (a) shows the result when no nuisance parameters are included, and (b) shows the effect of including target metrology as nuisance parameters.

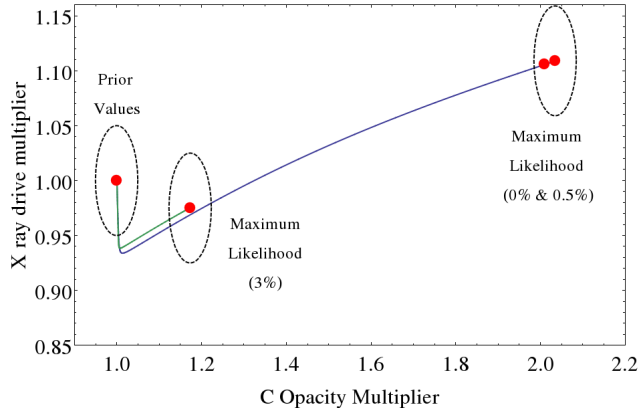


Figure 2: Trajectories of the best fit to experimental data from a NIC conA experiment, as the prior width is varied (see equation (5)). The blue line shows the result when nuisance parameters are ignored, or included at the 0.5% level. The two red points at the right hand end represent the maxima of the likelihood for these two cases. The green line shows the case when nuisance parameters are included at the 3% level. As the prior is scaled from a δ -function, through our best estimated defined by (5), to flat, the inferred results tracks from the prior results (1, 1) to the minimum of the likelihood functions plotted in figure 1. The figure also shows contours that define a change in multiplier of 5% from each end point.

6. Discussion and Conclusions

We have developed a Bayesian model for investigation of underlying physics using complex HED experiments. The model allows for the inclusion of complications arising in experiments by using an approximate description of so-called nuisance parameters, and of previous investigations through a Bayesian prior. The result is a modified χ^2 function that can be easily incorporated into any analysis using standard methods. This approach allows complex simulations to be treated as black box transformations from physical models to experimental data and so is suitable for application in a wide range of physical applications. The linear response model described is the basis of the usual ‘Normal Linear’ model [10]. However, unlike that model, the use of complex simulations to describe interesting parameters and the resultant correlations between nuisance parameters results in a non-normal posterior.

In the case of ICF experiments, the linear response approximation may not be sufficient. The difficult task of achieving thermonuclear ignition requires that target designs are highly optimised; a change in nuisance parameters in either direction is likely to produce a reduction in target performance. Such nonlinear behavior can be important, and is not captured by the current approach. Test calculations for a reduced problem, including quadratic response to nuisance parameters, suggests that these effects are significant in the analysis of ICF data. A major piece of further work is to develop an efficient way of including nonlinearity.

In the final sections of this paper we have applied our analysis to a single NIC experiment. We attempt to describe deficiencies in radiation transport physics through multipliers on two physical quantities, and infer the posterior values of these multipliers. This process is a common one in the analysis of NIF data, and is usually viewed as the tuning of simulations to allow more reliable target design. In this work we interpret the results of this process as a measure of the uncertainty in the underlying physical models, which are often applied in regimes where they are untested. Only by improvement of these models, motivated by the kind of data analysis described here, can a truly predictive simulation be developed.

The particular example given here is sufficient to demonstrate the importance of an integrated approach to data analysis, and provides compelling evidence that a straightforward fit to experimental data, ignoring prior knowledge, can give misleading results. For the very well characterised targets used at the NIF, certain dimensions are known to better than the 0.5% accuracy we allow in this work, however other nuisance parameters (for example material densities) could vary over a larger range. We have demonstrated that these nuisance parameters may have an important effect; our method allows a complete description of the problem. Alongside the nuisance pa-

shape of the likelihood (i.e., the effect of nuisance parameters). The left hand end of the trajectories corresponds to small prior error and reproduces the prior result. The right hand end of each line is the flat prior result; as we have already seen in figure 1 the inclusion of nuisance parameters at the 3% level has a very significant effect on the inferred values of our interesting parameters.

The wide difference between the start and end points of all trajectories in figure 2 clearly shows that the prior distribution has an extremely important role to play in our analysis. For our nominal prior, defined by the covariance (5), we find that the prior is in fact more important than the details of the nuisance parameters regardless of their distribution widths, giving inference results that are almost the same; $(\Delta_{drive}, \Delta_{Copac}) = (1.03, 0.94)$. The ML analysis, that neglects the prior, will then result in a significantly different result. This is true even for extremely broad priors; for our MAP analysis (which includes both prior and nuisance parameters) to reproduce the 0.5% nuisance parameter ML result to within 5% (shown by the dashed contours in figure 2), the prior covariance must be scaled so that the prior errors in opacity and drive are more than 400% and 800% respectively. The simulations on which the opacity and drive are based can be expected to be much more accurate than this, giving further support to the importance of the prior.

443 rameters that we have included in this demonstration, 493
444 there are also many other simulation inputs which can be 494
445 treated as nuisance parameters in the same way.

446 We demonstrated a novel method of analysing the im- 495
447 portance of prior knowledge by referencing the possi- 496
448 ble conclusions from data to limits on prior distribu-
449 tion widths. The multipliers used here do not, however,
450 provide an insight into specific problems in underlying
451 physics; it is also true that these multipliers only describe
452 the average modification to theory that is required. Any
453 inferred physical modifier will lose its meaning when the
454 simulations used in the inference have other unknown in-
455 accuracies, and this is certainly the case in our first ap-
456 plication. We begin addressing these problems in a forth-
457 coming paper.

458 The work presented here represents the first steps to
459 providing a clearer view of problems with physics mod-
460 els from experimental data, in cases where the experi-
461 ments are very complex. Although we concentrate on
462 ICF experiments here, nuisance parameters can be ex-
463 pected to be important in all HED experiments, in partic-
464 ular those where target plasmas are less well constrained.
465 The portability of our method makes its application to
466 other experiments very easy. The computational frame-
467 work described also provides the opportunity for Bayesian
468 experimental design [22], allowing future experiments to
469 provide a significant measurement of difficult aspects of
470 underlying physics [23]. The integrated approach that
471 we propose may also facilitate discovery of new rules and
472 phenomenology that govern the evolution of these com-
473 plex systems.

474 References

475 [1] ATZENI, S. and MEYER-TER VEHN, J., *The* 519
476 *Physics of Inertial Fusion*, volume 125 of *Internation*
477 *Series of Monographs on Physics*, Oxford Science,
478 2004.

479 [2] CASTOR, J., *Radiation Hydrodynamics*, Cambridge
480 University Press, 2004.

481 [3] MOSES, E., *IEEE Transactions on Plasma Science* 524
482 **38** (2010) 684.

483 [4] HAAN, S., LINDL, J., CALLAHAN, D., et al., 525
484 *Physics of Plasmas* **18** (2011) 051001.

485 [5] LYONS, L., *The Annals of Applied Statistics* **2** 526
486 (2008) 887.

487 [6] MCCLARREN, R. G., RYU, D., DRAKE, R. P., 527
488 et al., *Reliability Engineering & System Safety* **96**
489 (2011) 1194 .

490 [7] KENNEDY, M. C. and O'HAGAN, A., *Journal of*
491 *the Royal Statistical Society: Series B (Statistical*
492 *Methodology)* **63** (2001) 425.

[8] HICKS, D. G., SPEARS, B. K., BRAUN, D. G.,
et al., *Physics of Plasmas* **17** (2010) 102703.

[9] HICKS, D. G., MEEZAN, N. B., DEWALD, E. L.,
et al., *Physics of Plasmas* **19** (2012) 122702.

[10] SIVIA, D., *Data Analysis: A Bayesian Tutorial*,
Clarendon Press, 1996.

[11] ROBEY, H. F., BOEHLY, T. R., CELLIERS, P. M.,
et al., *Physics of Plasmas* **19** (2012) 042706.

[12] GU, J., ZOU, S., LI, Y., DAI, Z., and YE, W.,
Physics of Plasmas **19** (2012) 122710.

[13] HANSON, K. and CUNNINGHAM, G., *Proceedings*
of the SPIE **3338** (1998) 371.

[14] CLARK, D., Capsule modeling of ConAbl N101220,
Presented at NIC Workshop, April 18 2011.

[15] HIGDON, D., NAKHLEH, C., GATTIKER, J., and
WILLIAMS, B., *Computer Methods in Applied Me-*
chanics and Engineering **197** (2008) 2431 .

[16] ROE, B. P., *Nuclear Instruments and Methods*
in *Physics Research Section A: Accelerators, Spec-*
trometers, Detectors and Associated Equipment **570**
(2007) 159 .

[17] SACKS, J., WELCH, W., MITCHELL, T., and
WYNN, H., *Statistical Science* **4** (1989) 409.

[18] ZELLNER, A., *The American Statistician* **42** (1988)
278.

[19] GREEN, P., *Biometrika* **82** (1995) 711.

[20] MARINAK, M. M., KERBEL, G. D., GENTILE,
N. A., et al., *Physics of Plasmas* **8** (2001) 2275.

[21] HICKS, D. *Private communication*

[22] CHALONER, K. and VERDINELLI, I., *Statistical*
Science **10** (1995) 273.

[23] FISCHER, R., DREIER, H., DINKLAGE, A.,
KURZAN, B., and PASCH, E., Integrated bayesian
experimental design, in KNUTH, K., ABBAS, A.,
MORRIS, R., and CASTLE, J., editors, *Bayesian*
Inference and Maximum Entropy Methods in Sci-
ence and Engineering, 2005.