

Fitness distributions in spatial populations undergoing clonal interference

Jakub Otwinowski^{*†}, Joachim Krug[‡]

April 19, 2022

Abstract

Competition between independently arising beneficial mutations is enhanced in spatial populations due to the linear rather than exponential growth of the clones. Recent theoretical studies have pointed out that the resulting fitness dynamics is analogous to a surface growth process, where new layers nucleate and spread stochastically, leading to the build up of scale-invariant roughness. This scenario differs qualitatively from the standard view of adaptation in that the speed of adaptation becomes independent of population size while the fitness variance does not, in apparent violation of Fisher's fundamental theorem. Here we exploit recent progress in the understanding of surface growth processes to obtain precise predictions for the universal, non-Gaussian shape of the fitness distribution for one-dimensional habitats, which are verified by simulations.

1 Introduction

The appearance of a beneficial mutation in a population and its fixation is the most basic process of adaptation. This process determines the rate of evolution, or how quickly populations adapt to new environments. If beneficial mutations are very rare, then there is little genetic diversity and the adaptation rate is mutation limited. That is, once a new beneficial mutation appeared, it would sweep the whole population quickly, and the next mutation would be sufficiently separated in time as to not interfere. This regime is generally referred to as periodic selection [1, 2].

However, recent microbial experiments suggest beneficial mutations are more common than previously thought [3, 4, 5]. A higher rate of beneficial mutations creates a genetically diverse population. Coexisting beneficial mutations in different lineages must compete with each other, if there is little or no recombination. In this regime of mutation competition, few beneficial mutations survive, reducing

^{*}Emory University, Physics Department Atlanta, Georgia, United States

[†]University of Pennsylvania, Biology Department, Philadelphia, Pennsylvania, United States

[‡]University of Cologne, Institute for Theoretical Physics, Köln, Germany

the rate of evolution, as seen in microbial evolution experiments [6, 7]. Fisher’s fundamental theorem equates the rate of evolution with the variance of the fitness distribution [8], which can be approximated analytically in simplified population genetic models. These recent theoretical analyses have found the rate of evolution in large populations of asexuals is not proportional to the total supply rate of beneficial mutations, but depends much more weakly (logarithmically) on population size and mutation rate [9, 10, 11, 12, 13, 14].

These analyses were limited to well-mixed populations, where each individual competes with the whole population, such as microbes in liquid culture. However, many populations are not well-mixed, but are confined in space such that they only compete with a limited neighborhood population, on timescales of a generation. Spatial structure, while often neglected as an inconvenient detail, is ubiquitous, from plants and animals over large areas of land, to microbes in biofilms [15] to cancer [16, 17]. When mutations are rare, a single beneficial mutation can effectively compete with the whole population, and the fixation probability is the same in well-mixed and spatially structured populations [18, 19]. By contrast, in the spatial setting with clonal interference, the relationships between population size, the speed of evolution, and variance of the fitness distribution are fundamentally different.

Fisher, Kolmogorov and coworkers [20, 21] first described the spread of a beneficial mutation in a spatially continuous population as a genetic wave. This wave spreads with constant speed which is much slower than the exponential growth of a beneficial mutation in a well-mixed population. The slow spreading increases the chances that mutations must compete with each other, and reduces the rate of evolution. Recent simulations of clonal interference of populations with one- and two-dimensional spatial structures [22, 23, 24, 25] found the rate of evolution to be even slower than in well-mixed populations. The rate of evolution does not depend only on the supply of beneficial mutations, but becomes independent of system size, and depends on mutation rate as a power law with exponent less than one. Intuitively, each location competes with an effective local population, that does not depend on the total system size, but depends on the beneficial mutation rate, migration rate and selection coefficients. While the speed becomes independent of population size, the variance (in the steady state) scales as a power of population size, violating Fisher’s theorem. This also implies that there is a long transient regime during which the stationary variance builds up, while the speed of adaptation is constant.

Here, we study the transient regime of evolving spatial populations. Starting from uniform (monomorphic) conditions, the fitness variance grows as a power law in time, and then saturates at a value determined by the system size (also as a power law) [24, 25]. This behavior is analogous to surface growth models in physics, where particles are deposited on an initially flat surface, which develops roughness over time [26, 27, 28]. Furthermore, the values of the scaling exponents of the fitness variance suggest that

evolution of spatial populations belongs to a class of surface growth models called the Kardar-Parisi-Zhang (KPZ) universality class [29, 30, 31, 32]. By exploiting the equivalence to models of surface growth, this scenario can be described in great detail, including in particular the non-Gaussian shape of the fitness distribution.

2 Model

The spatial constraints are realized as a one dimensional lattice of size L with periodic boundary conditions, where each point represents a single organism that occupies a space [24]. The evolution follows standard Wright-Fisher dynamics in discrete generations, where the next fitness of each site is chosen randomly from one of the parents in the neighborhood, weighted according to their fitness. The smallest possible neighborhood in one dimension is such that the child in the next generation inherits the fitness from only two possible parents, that is, the fitness $f_i(t+1)$ of site i at generation $t+1$ is chosen from either $f_i(t)$ or $f_{i+1}(t)$.

In the case of a homogeneous system of fitness 1, where a single mutant appears with fitness $1+s$, the fixation probability for a beneficial mutation is the same as in the well-mixed case, $\pi = 2s$ [18, 19]. Intuitively, the fixation probability is unaffected because a single mutation has ample time to compete with the entire system, regardless of spatial structure. Since the fixation probability is the same, the speed of evolution in the periodic selection regime is the same as in the well-mixed case. What is different is the timescale of fixation.

The boundary between two domains with different fitnesses is a biased random walker, and the speed of this walker is the expected value of its displacement after one time step, $c = s/2$ for small s . In the continuum limit, this model corresponds to a special case of the more general stochastic Fisher equation (or SFKPP equation) [33, 34, 35], where it is possible to have traveling waves with speed $c \sim s$ in the strong noise regime, or $c \sim \sqrt{s}$ in the weak noise regime. However, the dependence of the wave speed on s does not change the essential features.

Importantly, the time for fixation may be much longer in the presence of a spatial structure compared to well-mixed populations. A wave spreading with finite speed c will take time $t_{\text{fix}} \sim L/c$ to cover the whole system (and total population size $N \sim L$), as opposed to a well-mixed population where $t_{\text{fix}} \sim \log(N)$. The slow spread of mutations make it more likely that many clones exist simultaneously in large systems. A site may also contain more than one organism, in which case c is different, but it does not change the overall results [25] (unless interference happens within one site).

Since we are interested in the rate of evolution during competition, a steady rate of beneficial mutations is supplied, akin to a population adapting to a new environment. Beneficial mutations appear

randomly at rate U per site per generation (harmful mutations are unlikely to survive and are neglected). We assume that mutations have independent effects, with no epistasis, and therefore increase the fitness by $\log f' = \log f + s$, where s is a constant on the order of 1%.

When the time between mutations to appear and become established, $t_{\text{mut}} = (\pi UL)^{-1}$, is much longer than t_{fix} , the rate of average fitness increase is mutation limited: $V = s\pi UL = 2s^2UL$. However, when $t_{\text{mut}} \sim t_{\text{fix}}$, multiple unfixed mutations in the population compete with each other, slowing down V . In well mixed populations the condition for mutation limited adaptation is that there should be less than one new beneficial mutation per generation. In contrast, with spatial structure $t_{\text{mut}} \sim t_{\text{fix}}$ defines a characteristic interference length scale $L_c \sim (c/U)^{1/2}$, above which mutation competition sets in. In this competitive regime, the rate of evolution no longer depends on the supply of beneficial mutations, but V becomes independent of L for $L > L_c$ [24, 25]. Using this observation and dimensional analysis, one may deduce that this maximum speed grows as $U^{1/2}$ in one dimension, and $U^{1/3}$ in two dimensions.

In the following we describe the fitness distribution in the transient regime of the evolution, before reaching the steady state, by exploiting an analogy to surface growth physics.

3 Results

The rough spatial profile of the fitness resembles a typical surface seen in surface growth models [24, 27]. In surface growth, particles are deposited on an initially smooth surface randomly, and they may diffuse or stick to each other, gradually forming a rough surface. Many simple models of surface growth were studied by statistical physicists interested in non-equilibrium systems [26, 27, 28]. They discovered that a large number of models share the same properties in the continuum, long-time limit, where many of the microscopic details of the model do not matter, and these classes of models, or universality classes, share the same symmetries.

The evolutionary model defined here is equivalent to a surface growth model called polynuclear growth [36, 37, 38] (PNG), in the limit $s \rightarrow \infty$. In PNG, the process of surface growth may be divided into two parts, nucleation (mutation), and spreading (selection). Nucleation occurs with low probability at any point, at a certain rate, U , which corresponds to adding a small block of height to the surface (log fitness). The nucleated block then grows laterally forming a new layer. Depending on the size of the lattice, the surface grows layer by layer (corresponding to the periodic selection regime) or the surface roughens due to multiple simultaneous nucleation events (corresponding to clonal interference) [36, 37]. In the rough regime the PNG model belongs to the universality class of growth processes described on large length and time scales by the KPZ equation, a nonlinear stochastic partial differential equation [29, 38].

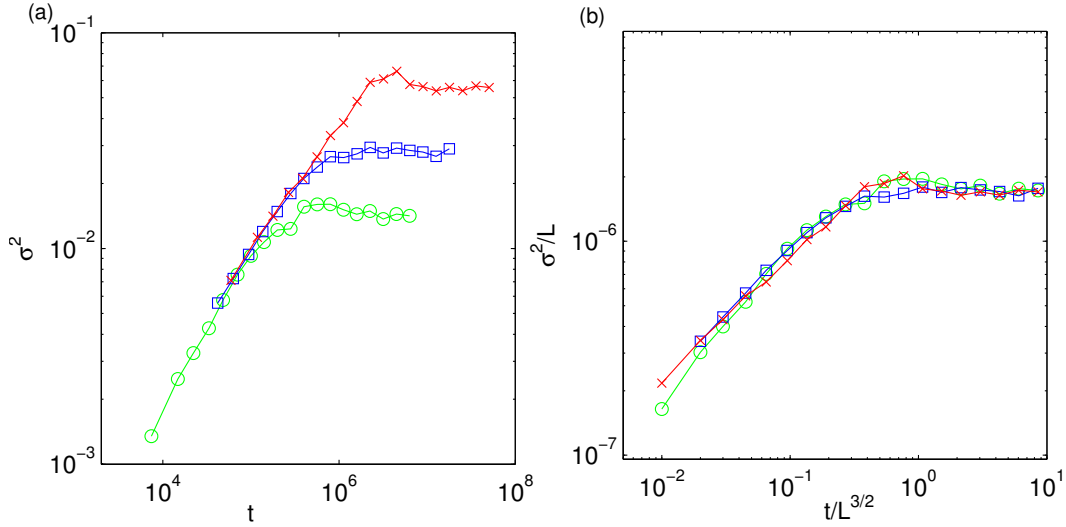


Figure 1: (a) Variance σ^2 of the log fitness distribution as a function of time for different system sizes, $L = 2^{13}$ (green circles), $L = 2^{14}$ (blue squares), and $L = 2^{15}$ (red crosses), with $s = 0.05$ and $U = 10^{-5}$. After a transient regime, σ^2 saturates at a value that depends on L . (b) When the data is rescaled as σ^2/L and $t/L^{3/2}$ it collapses onto a single curve, indicating that in fact $\sigma(t) \sim t^{1/3}$ and $\sigma(t \rightarrow \infty) \sim L^{1/2}$, which are the scaling exponents predicted by KPZ theory.

While in PNG the spreading is fast and deterministic, in the evolutionary model it is stochastic, and the new layer may even disappear. The boundaries may collide with each other, and they either annihilate or stack up creating differences in log fitness greater than s . From the point of view of surface growth it is natural to hypothesize that the universal features of the PNG model are robust with respect to these differences, but this has to be verified by explicit simulations. The test of the universality hypothesis proceeds in two steps. First, one estimates the scaling exponents governing the power law dependence of the standard deviation of the surface height (or log fitness) distribution on time and system size. Second, the shape of the full distribution of height fluctuations is considered.

In surface growth, starting from flat initial conditions, the standard deviation of the surface height distribution grows in time as $\sigma(t) \sim t^\beta$, where β is the growth exponent, then reaches a steady state when the correlation length reaches the size of the system [27, 39]. In the steady state, $\sigma(t \rightarrow \infty) \sim L^\alpha$ where α is the saturation exponent. Figure 1a confirms this scenario for the evolution model. The crossover time is where saturation sets in (the elbow), and it scales as $L^{\alpha/\beta}$. One may try to measure the exponents from the simulations, but based on the similarity to the PNG model one expects that the scaling exponents are those of the one-dimensional KPZ-equation, $\alpha = 1/2$, $\beta = 1/3$ and $\alpha/\beta = 3/2$. Figure 1b shows that the data indeed collapses when plotted as σ^2/L versus $t/L^{3/2}$. In the evolutionary context the saturation time scale $\sim L^{3/2}$ is proportional to the fixation time of beneficial mutations [25]. Note that these values of the exponents characterize the asymptotic, long time and large scale behavior of the model, and the behavior in the pre-asymptotic regime may be somewhat different [24].

Over the past decade, a much more refined characterization of the KPZ universality class has been developed that extends beyond the values of the scaling exponents α and β to the full probability distribution of surface height fluctuations [30, 31, 32]. The essence of this refined universality hypothesis is that the log fitnesses (or surface heights) can be written as

$$\log f_i(t) = Vt + (\Gamma t)^{1/3} \chi, \quad (1)$$

where χ is a random variable from one of the *Tracy-Widom (TW) distributions*, V is the long-time growth rate, and Γ is a constant related to the parameters of the KPZ equation [30, 40]. From eq. (1) we find the width of the distribution:

$$\sigma^2 = \text{var}(\log f_i) = (\Gamma t)^{2/3} \text{var}(\chi). \quad (2)$$

The TW distributions were first discovered in fluctuations around the largest eigenvalues of random matrices [41]. The relation to the PNG model was established by mapping the PNG surface height to the length of the longest increasing subsequence of random permutations [42, 43], and subsequently TW universality was derived directly from the KPZ equation [32, 44]. Remarkably, the distributions were found to be geometry dependent, with the flat (monomorphic) initial condition leading to the TW distribution characteristic of random matrices from the Gaussian orthogonal ensemble (GOE).

Here we show numerically that, despite the additional randomness of the stochastic spreading, the distribution of fitnesses in the non-stationary regime of the spatial evolution model is a TW distribution characteristic of the KPZ universality class. One signature of the TW distributions can be seen by measuring higher moments, such as skewness, $\langle \left(\frac{\log f - \langle \log f \rangle}{\sigma} \right)^3 \rangle$ and excess kurtosis, $\langle \left(\frac{\log f - \langle \log f \rangle}{\sigma} \right)^4 \rangle - 3$, which do not depend on the parameters V and Γ . Figure 2 shows that the skewness and kurtosis of the fitness distributions are non-zero, indicating non-Gaussianity, and they approach the known values of the GOE TW distribution.

It is also possible to compare the fitness distribution directly to the TW distribution. The parameters V and Γ can be found from the simulation data by applying linear regression to the means of equations (1) and (2). The fitnesses from the simulation are then rescaled as

$$\chi_{sim} = \frac{\log f_i - Vt}{(\Gamma t)^{1/3}}. \quad (3)$$

Figure 3 shows that in the non-stationary regime, the fitnesses fall onto the universal GOE TW distribution, which is skewed towards higher fitnesses, with tail behaviors $-\ln P(\chi)_{\chi \rightarrow \infty} \sim \chi^{3/2}$ and $-\ln P(\chi)_{\chi \rightarrow -\infty} \sim |\chi|^3$. To demonstrate the robustness of this result, we simulated a variant of the

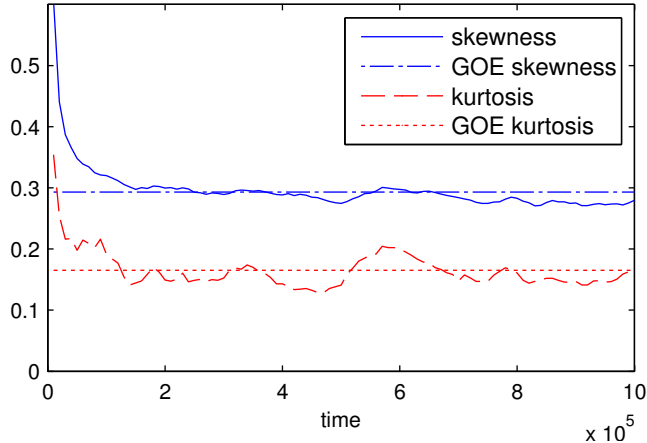


Figure 2: Skewness and kurtosis of the fitness distributions from 200 simulations and known values for the GOE Tracy-Widom distribution. $L = 2^{14}$, $s = 0.05$, $U = 10^{-5}$.

model where the selective advantage of beneficial mutations, s , is a random variable generated from an exponential distribution, a common choice in this field [10, 12, 13]. The two data sets can be seen to be indistinguishable.

In addition, two other initial conditions were simulated. The droplet geometry in the PNG model is when the initial condition is a single nucleation site, with no additional nucleations (or mutations) allowed outside. The boundary of the initial seed grows over time, making the fitness profile curved. The deviations from this curved profile converge to the TW distribution of the Gaussian unitary ensemble (GUE) [30, 31, 42]. The droplet geometry has an interesting evolutionary analogy: It corresponds to a mutation that raises the mutation rate significantly (a mutator strain), and competes with a population that has essentially no mutations.

The third initial condition corresponds to a system with fully developed, stationary diversity (surface roughness). In this case the distribution of the deviations from the initial fitness profile is predicted to converge to a universal distribution F_0 , which does not appear directly in random matrix theory but is closely related to the TW distributions [42]. Again, the data fall nicely onto the predicted distribution.

4 Discussion

The concept of effective population size has long been useful in population genetics in many contexts, as a quantity that may be inferred from an idealized model. When considering the effective population size with spatial structure one is faced with two natural choices: the total population size, and a population size per length (or area). Our results indicate that the right answer depends on the situation. If the system is small enough, individuals have time to compete with everyone, and the system is effectively well-mixed. Above the interference length L_c , the rate of evolution does not depend on the total

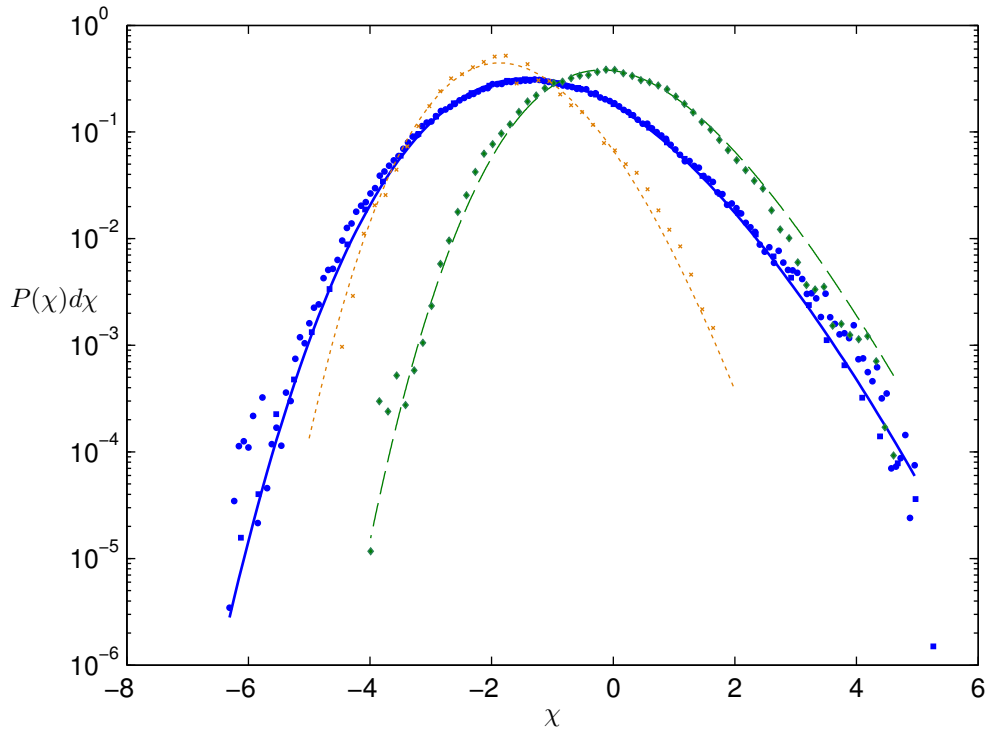


Figure 3: Scaled fitness distributions for three different initial conditions: Flat (blue squares and circles), droplet (orange crosses), and rough (green diamonds). Lines indicate the Tracy-Widom GOE (blue solid), GUE (orange dotted), and the F_0 (green dashed) distributions respectively (calculated using [45]). The scaled fitness distributions were taken from simulations after 10^6 generations averaged 200 times, with $L = 2^{18}$, $U = 10^{-5}$ and $s = 0.05$, except the blue squares which had exponentially distributed selection coefficients, with mean $\langle s \rangle = 0.05$. For rough initial conditions, the simulation was first run to the steady state ($L^{3/2}$ generations), and deviations from the initial condition were calculated. For the droplet geometry, a single mutation was first allowed to establish, and mutations were only allowed in that lineage. The exact shape of the droplet is unknown, so only fitnesses from the position of the initial mutation (the peak of the droplet) were used in the distribution.

population, and it is appropriate to consider only a neighborhood population: L_c times the density. While it is still possible to write that $V \sim UN_{\text{eff}}$ with $N_{\text{eff}} \sim L_c$, this relation is not very informative, because the effective population size depends on U itself such that in the end $V \sim U^{1/2}$.

Fisher’s fundamental theorem states that the speed of evolution is equal to the variance of the fitness distribution [8]. In the spatial model, there is a speed limit for large system sizes, while the variance grows linearly with L , and $V \neq \sigma^2$. It may seem as though Fisher’s fundamental theorem is violated. However, in this case it makes sense to consider the local population rather than the total population. The variance of the fitness distribution for the local neighborhood of size L_c does not change with L , and Fisher’s theorem still holds in this sense.

The model presented here has the scaling exponents and universal distribution that belong to the KPZ universality class. This is perhaps not so surprising given the similarity to the PNG model, which belongs to this class. Universality implies that the model is robust, because many of the details, such as the wave speed and the distribution of selection coefficients, do not change the scaling behavior and the fitness distribution.

Knowing the universality class has implications for generalizations of the model. For example, based on our understanding of KPZ-type surface growth processes, it is expected that the saturation of the speed holds in any habitat dimension and for a broad class of distributions of selection coefficients, including those that are fatter than exponential. A recent simulation study has investigated a range of KPZ-models in two-dimensional (planar) habitats and identified a set of geometry-dependent universal distributions that are qualitatively similar to those found in the one-dimensional case [46].

Spatial evolution models in planar habitats have been considered in the context of cancer progression, where the distribution of waiting times t_k until the occurrence of a given number k of mutations is of central interest [17]. In the surface growth analogy, this corresponds to the time when the surface reaches a given height. Using the probabilistic concept of first passage percolation, it can be shown that such waiting times in KPZ-type growth processes again follow KPZ statistics [26, 30]. This implies that the distribution of ‘waiting times to cancer’, which was argued in [17] to be Gaussian for small k , should asymptotically approach the two-dimensional analogue of the TW distribution found in [46].

Acknowledgements

This work was supported by DFG within SFB 680. J.O. acknowledges support from The Halle Foundation. We thank Oskar Hallatschek and Stefan Boettcher for useful discussions.

References

- [1] K.C. Atwood, L.K. Schneider and F.J. Ryan. Periodic selection in Escherichia Coli. *Proc Natl Acad Sci USA* 37:146–155, 1951.
- [2] J.A.G.M. de Visser and D.E. Rozen. Clonal interference and the periodic selection of new beneficial mutations in Escherichia coli. *Genetics* 172:2093–2100, 2006.
- [3] M.M. Desai, D.S. Fisher, and A.W. Murray. The speed of evolution and maintenance of variation in asexual populations. *Current Biology*, 17(5):385–94, 2007.
- [4] L. Perfeito, L. Fernandes, C. Mota, and I. Gordo. Adaptive mutations in bacteria: high rate and small effects. *Science (New York, N.Y.)*, 317(5839):813–5, 2007.
- [5] P.D. Sniegowski and P.J. Gerrish. Beneficial mutations and the dynamics of adaptation in asexual populations. *Philosophical transactions of the Royal Society of London. Series B, Biological sciences*, 365(1544):1255–63, 2010.
- [6] J.A.G.M. de Visser, C.W. Zeyl, P.J. Gerrish, J.L. Blanchard, and R.E. Lenski. Diminishing Returns from Mutation Supply Rate in Asexual Populations. *Science*, 283(January):404–406, 1999.
- [7] A.C. Shaver, P.G. Dombrowski, J.Y. Sweeney, T. Treis, R.M. Zappala, and P.D. Sniegowski. Fitness Evolution and the Rise of Mutator Alleles in Experimental Escherichia coli Populations. *Genetics*, 566(October):557–566, 2002.
- [8] R.A. Fisher. *The genetical theory of natural selection*. Oxford University Press, 1930.
- [9] M.M. Desai and D.S. Fisher. Beneficial mutation selection balance and the effect of linkage on positive selection. *Genetics*, 176(3):1759–98, 2007.
- [10] S. Park and J. Krug. Clonal interference in large populations. *Proceedings of the National Academy of Sciences of the United States of America*, 104(46):18135–40, 2007.
- [11] I.M. Rouzine, E. Brunet, and C.O. Wilke. The traveling-wave approach to asexual evolution: Muller’s ratchet and speed of adaptation. *Theoretical population biology*, 73(1):24–46, 2008.
- [12] S. Park, D. Simon, and J. Krug. The Speed of Evolution in Large Asexual Populations. *Journal of Statistical Physics*, 138(1-3):381–410, 2010.
- [13] B.H. Good, I.M. Rouzine, D.J. Balick, O. Hallatschek and M.M. Desai. Distribution of fixed beneficial mutations and the rate of adaptation in asexual populations. *Proceedings of the National Academy of Sciences of the United States of America*, 109(13):4950-4955, 2012.
- [14] D.S. Fisher. Asexual evolution waves: fluctuations and universality. *Journal of Statistical Mechanics: Theory and Experiment*, P01011, 2013.

- [15] H.M. Lappin-Scott and J.W. Costerton. *Microbial Biofilms*. Cambridge University Press, 2003.
- [16] L.M.F. Merlo, J.W. Pepper, B.J. Reid, and C.C. Maley. Cancer as an evolutionary and ecological process. *Nature reviews. Cancer*, 6(12):924–35, 2006.
- [17] E.A. Martens, R. Kostadinov, C.C. Maley, and O. Hallatschek. Spatial structure increases the waiting time for cancer. *New Journal of Physics*, 13(11):115014, 2011.
- [18] T. Maruyama. On the fixation probability of mutant genes in a subdivided population. *Genetical Research*, 15(02):221–225, 1970.
- [19] T. Maruyama. A simple proof that certain quantities are independent of the geographical structure of population. *Theoretical Population Biology*, 5(2):148–154, 1974.
- [20] R.A. Fisher. The wave of advance of advantageous genes. *Annals of Eugenics*, 7(Part 4):355–369, 1937.
- [21] A. N. Kolmogorov, I. G. Petrovskii, and N. S. Piskunov. Study of the diffusion equation with growth of the quantity of matter and its application to a biological problem. *Moscow Univ Bull Math*, 1(1):1–25, 1937.
- [22] I. Gordo and P.R.A. Campos. Adaptive evolution in a spatially structured asexual population. *Genetica*, 127(1-3):217–29, 2006.
- [23] L. Perfeito, I. Gordo, and P. R.A. Campos. The effect of spatial structure in adaptive evolution. *The European Physical Journal B*, 51(2):301–306, 2006.
- [24] J. Otwinowski and S. Boettcher. Accumulation of beneficial mutations in one dimension. *Physical Review E*, 84(1):011925, 2011.
- [25] E.A. Martens and O. Hallatschek. Interfering waves of adaptation promote spatial mixing. *Genetics*, 189(3):1045–60, 2011.
- [26] J. Krug and H. Spohn. Kinetic roughening of growing surfaces. In *Solids Far From Equilibrium*, ed. by C. Godrèche. Cambridge University Press, 1991.
- [27] A.-László Barabási and H.E. Stanley. *Fractal concepts in surface growth*. Cambridge University Press, 1995.
- [28] J. Krug. Origins of scale invariance in growth processes. *Advances in Physics*, 46(2):139–282, 1997.
- [29] M. Kardar, G. Parisi, and Y. Zhang. Dynamic Scaling of Growing Interfaces. *Physical Review Letters*, 56(9):889–892, 1986.
- [30] T. Kriecherbauer and J. Krug. A pedestrian’s view on interacting particle systems, KPZ universality and random matrices. *Journal of Physics A: Mathematical and Theoretical*, 43(40):403001, 2010.

- [31] K.A. Takeuchi, M. Sano, T. Sasamoto and H. Spohn. Growing interfaces uncover universal fluctuations behind scale invariance. *Scientific Reports* 1:34, 2011
- [32] I. Corwin. The Kardar-Parisi-Zhang equation and universality class. *Random Matrices: Theory Appl.*, 1:1130001, 2012.
- [33] C. Doering, C. Mueller, and P. Smereka. Interacting particles, the stochastic Fisher-Kolmogorov-Petrovsky-Piscounov equation, and duality. *Physica A: Statistical Mechanics and its Applications*, 325(1-2):243–259, 2003.
- [34] O. Hallatschek and K. S. Korolev. Fisher Waves in the Strong Noise Limit. *Physical Review Letters*, 103(10):108103, 2009.
- [35] O. Hallatschek. The noisy edge of traveling waves. *Proceedings of the National Academy of Sciences of the United States of America*, 108(5):1783–7, 2010.
- [36] F.C. Frank. Nucleation-controlled growth on a one-dimensional growth of finite length. *J. Cryst. Growth*, 22(3):233–236, 1974.
- [37] N. Goldenfeld. Kinetics of a model for nucleation-controlled polymer crystal growth. *Journal of Physics A: Mathematical and General*, 17(14):2807–2821, 1984.
- [38] J. Krug and H. Spohn. Anomalous Fluctuations in the Driven and Damped Sine-Gordon Chain. *Europhys. Lett.*, 8(3):219–224, 1989.
- [39] F. Family and T. Vicsek. Scaling of the active zone in the Eden process on percolation networks and the ballistic deposition model. *Journal of Physics A: Mathematical and General*, 18(2):L75–L81, 1985.
- [40] J. Krug, P. Meakin and T. Halpin-Healy. Amplitude universality for driven interfaces and directed polymers in random media. *Phys. Rev. A* 45:638–653, 1992.
- [41] C.A. Tracy and H. Widom. Fredholm determinants, differential equations and matrix models. *Communications in Mathematical Physics*, 163(1):33–72, 1994.
- [42] M. Prähofer and H. Spohn. Universal Distributions for Growth Processes in 1+1 Dimensions and Random Matrices. *Physical Review Letters*, 84(21):4882–4885, 2000.
- [43] J. Baik, P. Deift, and K. Johansson. On the distribution of the length of the longest increasing subsequence of random permutations. *Journal of the American Mathematical Society*, 12(4):1119–1178, 1999.
- [44] T. Sasamoto and H. Spohn. One-Dimensional Kardar-Parisi-Zhang Equation: An Exact Solution and its Universality. *Physical Review Letters*, 104:230602, 2010.
- [45] M. Dieng. RMLab, <http://momardieng.com/mathematics> 2006.

- [46] T. Halpin-Healy. (2+1)-Dimensional Directed Polymer in a Random Medium: Scaling Phenomena and Universal Distributions. *Physical Review Letters*, 109(17):170602, 2012