

Muller's ratchet with overlapping generations

Jakob J. Metzger

*Max-Planck-Institute for Dynamics and Self-Organization, 37077 Göttingen, Germany and
Institute for Nonlinear Dynamics, Department of Physics, University of Göttingen, Germany*

Stephan Eule

Max-Planck-Institute for Dynamics and Self-Organization, 37077 Göttingen, Germany

(Dated: April 23, 2022)

Muller's ratchet is a paradigmatic model for the accumulation of deleterious mutations in a population of finite size. A click of the ratchet occurs when all individuals with the least number of deleterious mutations are lost irreversibly due to a stochastic fluctuation. In spite of the simplicity of the model, a quantitative understanding of the process remains an open challenge. In contrast to previous works, we here study a Moran model of the ratchet with overlapping generations. Employing an approximation which describes the fittest individuals as one class and the rest as a second class, we obtain closed analytical expressions of the ratchet rate in the rare clicking regime. As a click in this regime is caused by a rare large fluctuation from a metastable state, we do not resort to a diffusion approximation but apply an approximation scheme which is especially well suited to describe extinction events from metastable states. This method also allows for a derivation of expressions for the quasi-stationary distribution of the fittest class. Additionally, we confirm numerically that the formulation with overlapping generations leads to the same results as the diffusion approximation and the corresponding Wright-Fisher model with non-overlapping generations.

I. INTRODUCTION

In an asexual population of finite size, weakly deleterious mutations can fix by chance. This phenomenon is due to stochastic fluctuations originating from the finiteness of the population, which can lead to a loss of the fittest class of individuals. If the genome is assumed to be so long that back mutations are unlikely and can be ignored, the fittest class is lost forever and the number of fixed deleterious mutations increases irreversibly. This process has been termed Muller's ratchet (Felsenstein, 1974; Muller, 1964) and was observed experimentally in several studies (Andersson and Hughes, 1996; Chao, 1990; Duarte *et al.*, 1992; Howe and Denver, 2008; Lynch, 1996; Rice, 1994; Zeyl *et al.*, 2001). Furthermore it has been thought to account for the degeneration of non-recombining parts of sexually reproducing organisms such as the Y-chromosome (Rice, 1987) and mitochondrial DNA (Lynch, 1996). Muller's ratchet can also be used to explain the absence of long-lived asexual lineages (Lynch *et al.*, 1993). Since in the absence of back mutations, mutation-free genomes can only be recreated by recombination between mutation-loaded classes, Muller's ratchet provides an appealing explanation for the evolution of sex (Barton and Charlesworth, 1998; De Visser and Elena, 2007).

Each time the least-loaded class, i.e. the class with the fewest number of deleterious mutations, is lost, it is said that Muller's ratchet has clicked. Since the rate of the ratchet determines the speed of degeneration of the population, this quantity is of central interest. In its simplest form the rate of Muller's ratchet depends only on the selection coefficient S , the mutation rate U and the size N of the population, where it is assumed that each mutation has the same effect so individuals with k mutations have fitness $(1 - S)^k$. In this case the fitness space is equivalent to an axis counting the number of deleterious mutations and the population can be organized into discrete classes labeled by the number of mutations they carry. The deleterious mutations have the effect of shifting the population to higher values of k . Since the fitness of the respective classes is given by $(1 - S)^k$, selection works into the opposite direction. In the limit of an infinitely large population these two opposing forces lead to a steady state distribution whose precise form was found by Haigh (Haigh, 1978).

If finite populations are considered, however, the calculation of the rate of Muller's ratchet turns out to be an intricate problem, despite its simple formulation. The difficulty arises due to the complex interaction of the fluctuation of the least-loaded class with the rest of the distribution. A detailed quantitative understanding of the behavior of the occupation of the class with the fewest mutations, however, is necessary to determine the mean time to extinction of this class, i.e. the inverse of the ratchet rate. Despite of considerable efforts and recent advances (Etheridge *et al.*, 2009; Gessler, 1995; Gordo and Charlesworth, 2000; Higgs and Woodcock, 1995; Jain, 2008; Neher and Shraiman, 2012; Stephan *et al.*, 1993; Stephan and Kim, 2002; Waxman and Loewe, 2010), a quantitative understanding of the ratchet rate remains a challenging open problem.

In its standard form Muller's ratchet was first quantitatively described by Haigh who analyzed a classical Wright-Fisher model of an asexually reproducing population of fixed size N . He pointed out that the most important quantity

of the ratchet is the average number of individuals in the least loaded class, $\bar{n}_0 = N \exp(-U/S)$, because fluctuations of n_0 ultimately lead to a click of the ratchet. Later it was shown by Jain that the ratchet rate cannot depend only on \bar{n}_0 but rather has to depend on $\bar{n}_0 S$ (Jain, 2008). If $\bar{n}_0 S$ is small, the ratchet clicks frequently and the populations behaves like a wave in k -space propagating towards higher values of k . The traveling wave approach to Muller's ratchet was discussed in (Rouzine *et al.*, 2008) and provides an appealing quantitative theory for frequently clicking ratchets.

While this regime of Muller's ratchet is relatively well understood, a quantitative understanding of the opposite case $\bar{n}_0 S \gg 1$ of a rarely clicking ratchet is still lacking and has recently attracted a lot of attention (Jain, 2008; Neher and Shraiman, 2012). In this regime the rate of the ratchet is exponentially small in $\bar{n}_0 S$ (Jain, 2008) and extinction of the fittest class occurs as the result of a rare large fluctuation. In contrast to the fast clicking regime the distribution of the population equilibrates to a metastable state after each click. A wide-spread approach in this regime is therefore to consider only the fittest class and apply a phenomenological model for all the classes n_k , $k > 0$, with more mutations than the least-loaded class. Such an approach leads to a one-dimensional approximation where just the fittest class is taken into account. Generally the rate of the ratchet can then be calculated by means of a diffusion approximation as the result of a one-dimensional mean-first passage problem. Recently it was shown how this approach can be improved by accounting for the interaction of the fluctuations of the fittest class with the tail of smaller fitness which can lead to a delayed feedback (Neher and Shraiman, 2012).

Up to now a quantitative treatment of Muller's ratchet relied either on Haigh's model or on the corresponding diffusion approximation. To our knowledge a Moran formulation with overlapping generations has not been employed so far. This is not surprising as in the diffusive limit any quantity should become independent of the respective microscopic formulation and a Moran formulation of Muller's ratchet is expected to be computationally disadvantageous. A Moran formulation, however, can also lead to interesting new approaches to tackle the problem of the ratchet rate analytically.

In the present work we investigate a Moran formulation of Muller's ratchet and show how this model can be approximated by a one-dimensional Moran-process in the regime $\bar{n}_0 S \gg 1$ where the ratchet clicks infrequently. We show that this model allows for an analytical solution for the ratchet rate which agrees almost perfectly with values obtained by numerical simulations of the full ratchet. Furthermore, by employing a recently developed method to treat rare large fluctuations in stochastic population dynamics, we find analytical expressions for the ratchet rate and the quasi-stationary distribution of the fittest class in the parameter range $U/S \leq 2$ which also agree very well with the corresponding results of the full ratchet. Finally, we confirm numerically that the formulation with overlapping generations leads to the same results as the diffusion approximation and the corresponding Wright-Fisher model with non-overlapping generations.

II. MODELS AND METHODS

In the standard formulation of Muller's ratchet, as considered by Haigh (Haigh, 1978), mutations in a population of fixed size N occur at rate U and individuals are classified into different groups according to the number of deleterious mutations they carry, k . Each mutation reduces the fitness of the genotype k by an amount S such that the growth rate of an individual with k mutations is proportional to $(1 - S)^k$. The ratio of the mutation rate U to the mutation effect S , which is denoted by $\Lambda = U/S$, plays a central role in the analysis of the ratchet.

The reproduction model usually employed in the analysis of Muller's ratchet is Wright-Fisher sampling. It consists of, at each time step, replacing the whole generation of individuals by a multinomial resampling of the current generation (Blythe and McKane, 2007) weighted by the fitness of the different classes. Thus, according to Haigh (Haigh, 1978), if $n_k(t)$ is the number of individuals in generation t which carry k mutations and $\mathbf{n}(t) = (n_0, n_1, \dots)$, then the distribution of $\mathbf{n}(t+1)$ is multinomial with parameters N and $\{p_k(t), k = 0, 1, \dots\}$, where

$$p_k(t) = \frac{1}{\bar{W}} \sum_{j=0}^k n_{k-j}(t) (1-S)^{k-j} e^{-\Lambda} \frac{\Lambda^j}{j!} \quad (1)$$

and the mean fitness \bar{W} is given by $\bar{W} = \sum_{j=0}^{\infty} (1-S)^j p_j$.

Wright-Fisher sampling has the advantage of being very efficient for numerical simulations. The downside of the model is, however, that it does not easily allow for analytical methods to be used. Therefore, the corresponding diffusion approximation of the microscopic Wright-Fisher formulation is usually used to predict the click rates of the ratchet.

The second widely applied reproduction model in population genetics is the Moran process which in contrast to the Wright-Fisher formulation assumes overlapping generations. The Moran process on which we focus in this article is amenable to a wider range of analytical methods (at the cost of being slower in numerical simulations) (Park *et al.*,

2010). It is a stochastic process in which at each time step one individual is chosen for reproduction and one for removal from the population. The choice of the individual that reproduces is random, but (similarly to the Wright-Fisher formulation) weighted by the fitness of the class the individual is chosen from. The probability of removal (or death) of an individual is independent of the fitness. Applied to Muller's ratchet this therefore embodies the following procedure: An individual with k mutations is chosen according to the abundance and selection preference of the class k with weight $(1 - S)^k n_k / \sum_{j=0}^{\infty} (1 - S)^j n_j$. This individual spawns one offspring with k mutations that can then mutate to $k + l$ mutations with probability $e^{-U} U^l / l!$. The probability to mutate is thus $1 - e^{-U}$, which is the same as in the Wright-Fisher model. Also, one individual with k mutations is chosen for removal with probability n_k / N (this may be the one that reproduced). Since on average every individual is chosen for removal once every N time steps, it is natural to define one generation in the Moran model as N time steps. In all figures, the ratchet click times are thus expressed in generations.

Although different on the microscopic scale, both Wright-Fisher and Moran models usually converge to the same mesoscopic diffusion regime when N is large and fitness advantages and mutation rates are of order N^{-1} . In this limit, the equation describing the evolution of the population is given by

$$\frac{d}{dt} n_k = S(\bar{k} - k)n_k - U n_k + U n_{k-1} + \sqrt{n_k} \eta_k \quad (2)$$

where $\bar{k} = N^{-1} \sum_k k n_k$ (Neher and Shraiman, 2012). The uncorrelated Gaussian white noise η with $\langle \eta_k(t) \eta_l(t') \rangle = \delta_{kl} \delta(t - t')$ models the stochastic fluctuations due to the finiteness of the population (genetic drift). In the infinite population limit, this equation becomes deterministic and has the steady-state solution $\bar{n}_k = N e^{-\Lambda} \Lambda^k / k!$ (Haigh, 1978). Also, a time dependent solution of the deterministic model has been obtained (Etheridge *et al.*, 2009). In this paper, we solve Eq. (2) numerically using stochastic Runge-Kutta methods (Rößler, 2010).

III. APPROXIMATIVE ONE-DIMENSIONAL MORAN MODEL OF MULLER'S RATCHET

A mathematical analysis of the Moran model for Muller's ratchet is complicated and even the formulation of the corresponding Markov chain (Ewens, 2004) is involved and barely leads to new insights. The important advantage of Moran models, however, is that they can be formulated in terms of a master equation (Gardiner, 2009). Therefore Moran models are analytically tractable even beyond the diffusion approximation, if only two species are considered. Thus an appealing approach to the analysis of the rate of Muller's ratchet is to approximate the full ratchet by a model consisting only of two species. Since we are interested in the loss of the fittest class with zero mutations a natural choice is to consider individuals with zero mutations as one species, and to combine all others in a class which contains all individuals with one or more mutations. The constraint of a fixed population size N then leads to a one-dimensional model. An illustration of the distribution of individuals in the space of mutations and the reduction to a one-dimensional model is given in Fig. 1

The master equation for the probability $P(n, t)$ to find $n = n_0$ individuals in the fittest class is

$$\frac{dP(n, t)}{dt} = T_-(n+1)P(n+1, t) + T_+(n-1)P(n-1, t) - (T_+(n) + T_-(n))P(n, t), \quad (3)$$

with the transition rates

$$T_+(n) = T(n+1|n) = (1-u) \frac{(1 - \frac{n}{N}) \frac{n}{N}}{1 - s(1 - \frac{n}{N})} \quad (4)$$

$$T_-(n) = T(n-1|n) = (1-u) \frac{(1-s)(1 - \frac{n}{N}) \frac{n}{N}}{1 - s(1 - \frac{n}{N})} + u \frac{n}{N} \quad (5)$$

where u is the mutation rate away from the fittest class and s is the fitness disadvantage when carrying a mutation (Blythe and McKane, 2007). (Here and in the following lowercase letters denote the parameter values of the approximative two-state model, while capital letters denote the parameters of the full ratchet.) The idea of representing all classes but the fittest as one class was first introduced in (Waxman and Loewe, 2010) for a Wright-Fisher model of Muller's ratchet.

A crucial step in the reduction of the full model of Muller's ratchet to the one-dimensional formulation is the relation of the two mutation rates and fitness disadvantages in the respective models. This mapping is not unique and two reasonable assumptions have to be invoked to relate the two parameters pairs. A plausible approach is to compare the steady state distributions in the infinite population limit of the respective models. For the full ratchet the well-known steady state distribution for the probability of an individual to have k mutations is $p_s(k) = e^{-U/S} (U/S)^k / k!$.

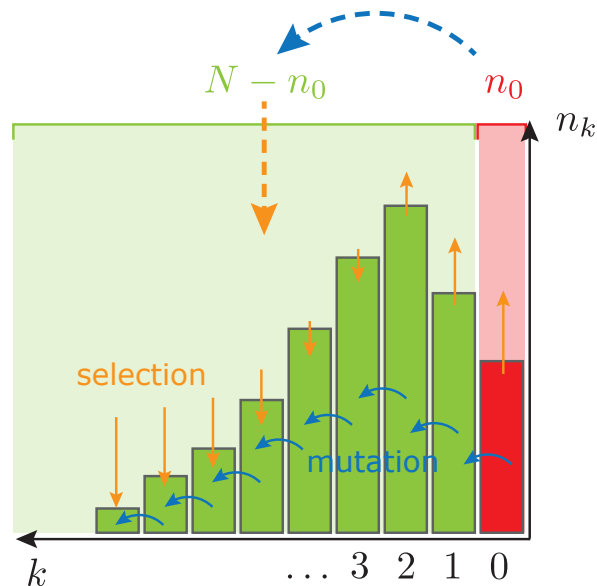


FIG. 1 Illustration of Muller's ratchet in the space of deleterious mutations. Individuals are grouped into different classes depending on the number of mutations k they carry. Mutation (blue arrows) drives the population to higher values of k , while selection (yellow arrows) opposes this motion, leading to a quasi-stationary distribution. The two-state approximation amounts to putting all mutated individuals in one mutated class (light green box). Both mutation into this class and selection pressure operating on it (large arrows) have to be calculated from the original mutation rates and selection strengths. Since the total population size is conserved, calculating the distribution of the number of individuals in the two classes reduces to the analysis of n_0 and thus to a one-dimensional problem.

A non-zero steady state of the fittest class in the two-state system can only be obtained in the parameter regime $u/s < 1$ and is given by $n^* = N(1 - u/s)$. To relate the parameters we now demand that (i) the mean fitness of the full population and (ii) the mean fitness of all individuals carrying a mutation is equal in both models. The mean fitness of the full population in the steady state of the full ratchet is $\sum_{k=0}^{\infty} p(k)(1 - S)^k = e^{-U}$ while the mean fitness of all individuals in the two state model is $N^{-1}(n^* + (1 - s)(N - n^*)) = 1 - u$. Condition (i) accordingly suggests the relation

$$u = 1 - e^{-U}. \quad (6)$$

The mean fitness of all individuals carrying mutations is in the full ratchet model given by $\sum_{k=1}^{\infty} p(k)(1 - S)^k = e^{-U} - e^{-U/S}$. In the two state model this corresponds to $(1 - s)(N - n^*)/N = (1 - s)u/s$. Employing condition (ii) consequently yields the relation

$$s = \frac{1 - e^{-U}}{1 - e^{-U/S}}. \quad (7)$$

We can also introduce the parameter $\lambda = u/s$ which is related to $\Lambda = U/S$ according to

$$\lambda = 1 - e^{-\Lambda}. \quad (8)$$

Relation (8) shows that the restriction $\lambda < 1$ of the two-state model does not restrict the range of Λ .

Before we present the analytical solution for the ratchet rate of this model, let us shortly discuss the validity of the approximation used. To correlate the parameters of the full ratchet and the two state model, we have related properties of the equilibrium solution of an infinite population in both models. This certainly makes sense as long as the typical time t_r that it takes for the population to relax to a metastable state after each click is much smaller than the mean time τ between two successive clicks. This condition is fulfilled in the case of the slowly clicking ratchet, which is the regime we focus on in this work. If the ratchet clicks rapidly the population does not equilibrate after a click and relating the parameters based on equilibrium distributions is clearly not valid.

A consequence of our relation (6) is that the mutation rates out of the fittest class are equal in both models which certainly is a reasonable assumption (Waxman and Loewe, 2010). Furthermore our second relation (7) entails that the number of individuals which are not in the fittest class is the same in the equilibrium states of both models, i.e. $\bar{n}_0 = n^*$. Consequently the same holds true for the number of individuals in the fittest class. Thus, although the

parameter mapping is not unique, it is hard to think of any other relation in the slowly clicking regime as this would consequently violate the properties specified above. It is important to keep in mind that the parameter mapping is only valid in the rare clicking regime and that other mappings might be more appropriate in the fast clicking regime (Waxman and Loewe, 2010).

A. Exact solution and Comparison with Full Moran ratchet

With the reduction to a two-state problem as given in the previous section, we can now exploit the advantages that the Moran formulation offers for analytical calculations. The mean click time of the ratchet is given by the mean first time of the population with no mutations reaching zero. It is well known that a solution of such a mean first passage time problem in a two-state model can be formally written as a product of the transitions rates (4) and (5) and is given by (Gardiner, 2009)

$$\tau = \sum_{y=1}^{n_i} \phi(y) \sum_{z=y}^{N-1} 1/(T_+(z)\phi(z)) \quad (9)$$

where $\phi(n) = \prod_{k=1}^n T_-(k)/T_+(k)$ and n_i is the initial number of individuals in the lowest mutation class population. This expression can be evaluated for moderate N , but the number of terms grows quickly with N which makes it more and more difficult to evaluate τ .

To compare our analytical results to the full ratchet we have performed extensive numerical simulations of the full Moran ratchet using the rules detailed in section II. We organize our results as follows: The parameters U and S are grouped according to the conditions specified below, and then N is varied. Since the selection penalty S can be interpreted as a timescale (Neher and Shraiman, 2012), we group parameters with the same rescaled mutation rate $\Lambda = U/S$. Similarly, since $(NS)^{-1}$ can be interpreted as rescaled variance of the stochastic effects (Neher and Shraiman, 2012), we also group parameters with the same NS , which is then equivalent to keeping $\bar{n}_0 S = NSe^{-\Lambda}$ fixed. The corresponding two-state parameters are rescaled as given by (6) and (7). A comparison of the analytical results and the simulations is given in Fig. 2. We observe excellent agreement of the analytic result given by Eq. (9) for the two-state model with the simulation of the full ratchet in the slow ratchet regime, where the two-state approximation is valid.

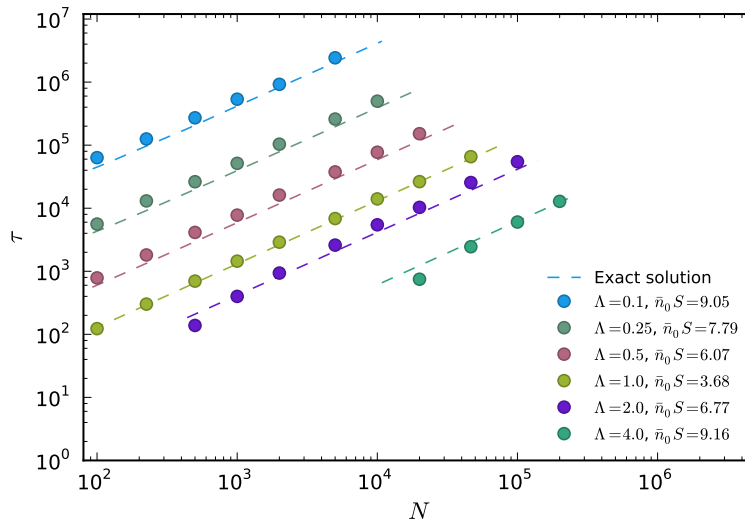


FIG. 2 Comparison of the analytical expression of the mean click time (i.e. the inverse ratchet rate) for the two-state model and numerical simulations of the full ratchet in the slow ratchet regime. Different colors correspond to different effective mutation rates $\Lambda = U/S$ and different $\bar{n}_0 S = NSe^{-\Lambda}$.

IV. WKB-APPROXIMATION TO THE RATCHET RATE

The expression (9) for the mean time to extinction is exact. It gets, however, unwieldy and impractical when larger population sizes are considered. Furthermore it does not allow for any analytical statements about the distribution of the frequency of the fittest class. Therefore, we want to gain quantitative insight into the ratchet rate and the distribution of the frequency of the fittest class by an approximative treatment of Eq. (3). The most widely applied approach certainly is the diffusion approximation from which by standard methods the mean time to extinction (MTE) τ can be calculated analytically (Gardiner, 2009). The resulting expression usually has to be evaluated numerically. While the diffusion approximation provides faithful results in the regime where an extinction event is the outcome of a typical fluctuation of the process, it in general may fail to describe the MTE correctly when extinction occurs as the result of a rare large fluctuation (Doering *et al.*, 2006; Hanggi *et al.*, 1984; Ovaskainen and Meerson, 2010). In the rare clicking regime the relaxation time to the metastable state is much shorter than the mean time between the clicks and the population equilibrates after each click. It is important to note that in such a scenario the click of the ratchet is due to a rare large fluctuation away from the metastable state.

An approach to the treatment of master equations which is especially well suited to account for rare event statistics is the WKB- (Wentzel-Kramers-Brillouin) theory. This approximation scheme which is sometimes referred to as the eikonal approximation was first developed for a semi-classical treatment of quantum mechanics and has recently attracted a lot of attention in the context of stochastic population dynamics (Assaf *et al.*, 2011; Black and McKane, 2011; Dykman *et al.*, 2008; Schwartz *et al.*, 2011). Similar to the diffusion approximation, it replaces the master equation of the Moran process by an analytically tractable equation which in addition allows for a mathematically controlled approximation in terms of powers of the inverse population size. Recently the WKB-approximation has also found its way into evolutionary modeling (Assaf and Meerson, 2010; Assaf and Mobilia, 2011; Black *et al.*, 2012; Ovaskainen and Meerson, 2010). The approach we apply in the following was first considered in (Dykman *et al.*, 1994) and later considerably extended and generalized in (Assaf and Meerson, 2010).

The basic idea relies on the fact that the process can be characterized by a metastable state around which the frequency of the fittest class resides. After a long average time τ the fittest class is eventually lost and Muller's ratchet clicks. For the approach to work two crucial assumptions have to be made. First, the population size has to be finite and not too small, i.e. $N \gg 1$. Second the typical relaxation time t_r to the metastable state should be much shorter than the MTE, i.e. $t_r \ll \tau$. We note that here this condition has to hold anyway in order for the two state approximation to be meaningful. It can be shown that the metastable state, which is sharply peaked around n^* , is encoded in the first excited eigenvector $\Pi(n)$ of the master equation (3) which has not decayed at a time $t \geq t_r$ (Assaf and Meerson, 2010). Thus the shape of the PDF of the metastable state, which is referred to as the quasi-stationary distribution (QSD), is given by $\Pi(n)$. Furthermore, the decay rate of this distribution, i.e. the ratchet rate τ^{-1} , is determined by the first non-zero eigenvalue of the master equation (3). As was shown in (Assaf and Meerson, 2006), the decay of the QSD for times $t \gg t_r$ can therefore be obtained as

$$P(n > 0, t) = \Pi(n)e^{-t/\tau}. \quad (10)$$

Accordingly, the click probability distribution behaves as

$$P(0, t) = 1 - e^{-t/\tau}. \quad (11)$$

Using Eqs.(3), (10) and (11) the click rate is given by

$$\tau^{-1} = T_-(n=1)\Pi(n=1), \quad (12)$$

which is just to the probability flux into the absorbing state $n = 0$.

In following we present an approximative approach to calculate the QSD $\Pi(n)$ based on a WKB-type approximation. Inserting (10) into (3) one obtains after introducing $x = n/N$

$$\frac{\pi(x)}{\tau} = t_- \left(x + \frac{1}{N}\right) \pi \left(x + \frac{1}{N}\right) + t_+ \left(x - \frac{1}{N}\right) \pi \left(x - \frac{1}{N}\right) - [t_+(x) + t_-(x)] \pi(x), \quad (13)$$

where $\Pi(n) = \Pi(Nx) = \pi(x)$ and $T_{\pm}(n) = T_{\pm}(Nx) = t_{\pm}(x)$. Since we consider the rare-clicking regime of the ratchet, the term on the left-hand side is exponentially small in N and we can neglect it. The resulting quasi-stationary master equations reads

$$0 = t_- \left(x + \frac{1}{N}\right) \pi \left(x + \frac{1}{N}\right) + t_+ \left(x - \frac{1}{N}\right) \pi \left(x - \frac{1}{N}\right) - [t_+(x) + t_-(x)] \pi(x). \quad (14)$$

Now we are ready to employ the WKB approach by expressing the solution of this equation by the ansatz (Dykman *et al.*, 1994)

$$\begin{aligned}\pi(x) &= A(x) \exp(-N [S_0(x) + \mathcal{O}(N^{-1})]) \\ &= C \exp(-NS_0(x) - S_1(x) + \mathcal{O}(N^{-1}))\end{aligned}\quad (15)$$

where both $S_0(x)$ and $S_1(x)$ are assumed to be of order unity and C is a normalization constant. Inserting this ansatz into (14), expanding $S_0(x + 1/N)$ around x to first order and neglecting terms of order $\mathcal{O}(1/N)$, we obtain in leading order

$$0 = t_+(x) \left(e^{S'_0(x)} - 1 \right) + t_-(x) \left(e^{S'_0(x)} - 1 \right), \quad (16)$$

where $S'_0(x) = \frac{d}{dx} S_0(x)$. The solution of this equation is given by

$$S_0(x) = \int^x \ln \left[\frac{t_+(y)}{t_-(y)} \right] dy. \quad (17)$$

After insertion of $S_0(x)$ into the ansatz (15) the lowest order solution for the QSD is obtained up to the normalization constant C . To determine C one exploits the fact that the QSD is strongly peaked around $x^* = n^*/N$ and then assumes it to be of Gaussian shape centered at x^* which is normalized to unity. Around the maximum $x \simeq x^*$ this leads to an approximation of the QSD by $\pi(x) \simeq C e^{-NS_0(x^*) - (N/2)S''_0(x^*)(x-x^*)^2}$ whose normalization yields $C = e^{-NS_0(x^*)}$. Hence in leading order we obtain for the QSD

$$\pi(x) \sim e^{N[S_0(x^*) - S_0(x)]}. \quad (18)$$

Using this expression of the QSD we can calculate the leading order behavior of the click rate

$$\tau^{-1} \sim e^{-N[S_0(x^*) - S_0(0)]}, \quad (19)$$

where we have used that $\pi(N^{-1}) \sim \pi(0)$ and $t_-(N^{-1}) \sim t'_-(0)/N$ for large N . In leading order we thus obtain the anticipated exponential dependence of the ratchet on N in the rare clicking regime. These results are valid as long as $N[S_0(x^*) - S_0(0)] \gg 1$ because the WKB-ansatz requires the ratchet rate to be exponentially small. Furthermore the normalization procedure can be expected to fail if the metastable state is close to boundary $x^* \simeq 1$ because the Gaussian approximation does not hold anymore.

The next order $\mathcal{O}(1)$ -corrections of the WKB-approximation are obtained by expanding $S_0(x + 1/N)$ to second order and $S_1(x + 1/N)$ to first order around x and provide the pre-factor of the QSD and the ratchet rate. The calculation of the sub-leading corrections is more involved and shall not be carried out in detail here. The crucial step in the calculation is to note that the WKB-solution in leading order is not valid close to the absorbing state at $x = 0$. Therefore the WKB solution has to be matched with an exact recursion solution of quasi-stationary master equation (14). A detailed account of this method is given in (Assaf and Meerson, 2010). Following the steps in (Assaf and Meerson, 2010) we obtain for the QSD

$$\pi(x) = \frac{\sqrt{S''(x^*)} t_+(x^*)}{\sqrt{2\pi N t_+(x) t_-(x)}} e^{N[S_0(x^*) - S_0(x)]}. \quad (20)$$

The WKB solution for the inverse of the ratchet rate is given by

$$\tau = \frac{\sqrt{2\pi NR}}{\sqrt{S''(x^*)} t_+(x^*) (R - 1)} e^{N[S_0(x^*) - S_0(0)]} \quad (21)$$

with $R = t'_-(0)/t'_+(0) = (u - 1)/(s - 1)$.

Inserting the respective transition rates, we obtain for the mean time to extinction of the fittest class, i.e. the inverse of the ratchet rate

$$\tau = \frac{Ns(1-u)(N(s-1)-s) \left(u/s(1-s)^{-\frac{1-s}{s+u-1}} (u/s(1-u))^{\frac{1-s}{s+u-1}} \right)^{-N}}{\sqrt{u/(2\pi N(1-s))(s-u)^2((N-1)(s-1)-u)}} \quad (22)$$

This expression provides an exact result to order N^{-1} . In Fig. 3 we have compared this result for different parameters to the numerical results of the full ratchet. The WKB approximation of the mean time to extinction in the two state model agrees in the range $\lambda > 0.5$ corresponding $\Lambda \leq 1$ almost perfectly with the numerical results of the full ratchet. While the WKB-prediction is still quite good for $\Lambda = 2$ it starts to deviate for increasing values of Λ . The parameter range in which the WKB-theory works thus is slightly more restricted than in the two-state model. This can be explained by noting that for $\Lambda > 1$ the two-state approximation is still valid if the ratchet operates in the rare clicking regime, i.e. if NS is chosen to be large enough, see Fig. 2. The WKB-theory on the other hand breaks down if $x^* = e^{-\Lambda}$ is close to the absorbing state at $x = 0$ independent of NS .

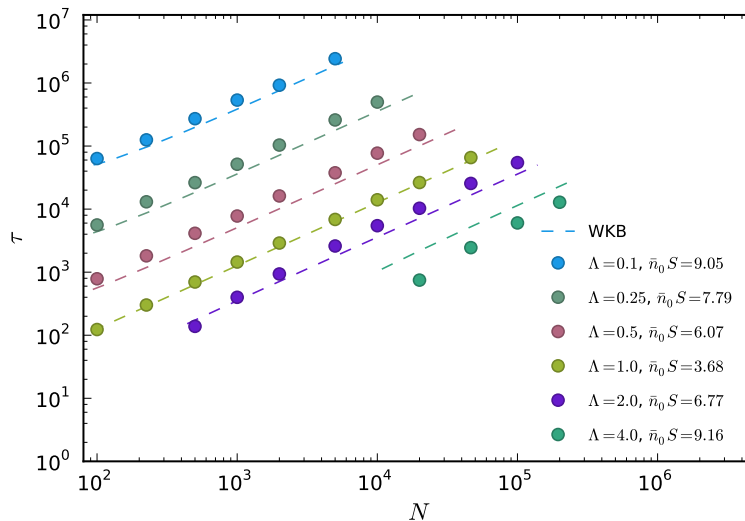


FIG. 3 Comparison of the WKB-solution (22) for the inverse ratchet rate and the numerical simulations of the full ratchet. Different colors correspond to different effective mutation rates $\Lambda = U/S$ and different $\bar{n}_0 S = NSe^{-\Lambda}$

To gain a deeper understanding of the WKB-solution one can simplify the unwieldy expression (22) for $N \gg 1$. Expanding in N and keeping only the leading order term, we obtain the approximation

$$\tau = \sqrt{\frac{2\pi N}{u}} \frac{s}{(s-u)^2} e^{N(s-u(1-\log(u/s)))}. \quad (23)$$

which is almost indistinguishable from the WKB-solution (22) for $N > 100$. A comparison of the exact solution (9), the WKB-solution (22) and the approximation (23) is provided in the appendix. It is important to note that expression (23) exhibits the same scaling behavior in n^*s as the one found by Jain in the rare clicking regime (Jain, 2008). To see this we rewrite this expression as

$$\tau = N \sqrt{2\pi} \beta(\lambda) s^{-\frac{3}{2}} (n^*)^{-\frac{1}{2}} e^{n^* s \alpha(\lambda)}, \quad (24)$$

where $\alpha(\lambda) = (1 - \lambda[1 - \ln \lambda]) / (1 - \lambda)$ and $\beta(\lambda) = \sqrt{\lambda(1 - \lambda^3)}^{-1}$. Our solution exhibits λ -dependent functions in the exponent and the pre-factor which is in contrast to the result of Jain where these factors have to be replaced by a constant b . Since $\alpha(\lambda) \in [0, 1]$ and $\beta(\lambda) \in [0, 1]$ the values of both functions are close to the values between $b=0.5$ and $b=0.6$ which were ad hoc chosen for this constant. A dependence on Λ of the factor b was also observed recently by Neher and Shraiman (Neher and Shraiman, 2012).

The WKB-theory not only yields results for the ratchet rate but is also capable of describing the frequency distribution of the fittest class in the metastable state, i.e. the QSD, because the parameters of the two-state model were chosen such that the size of the fittest classes match in both models. One can therefore expect that also the QSD of the fittest class is approximately the same in both models. In Fig. 4 we have compared the numerically obtained size of the fittest class in the full ratchet model with the WKB-solution (20) and observe a striking agreement. As anticipated the WKB-theory starts to deviate if the deterministic fixed point x^* is close to the absorbing point $x=0$ and if $x^* \simeq 1$.

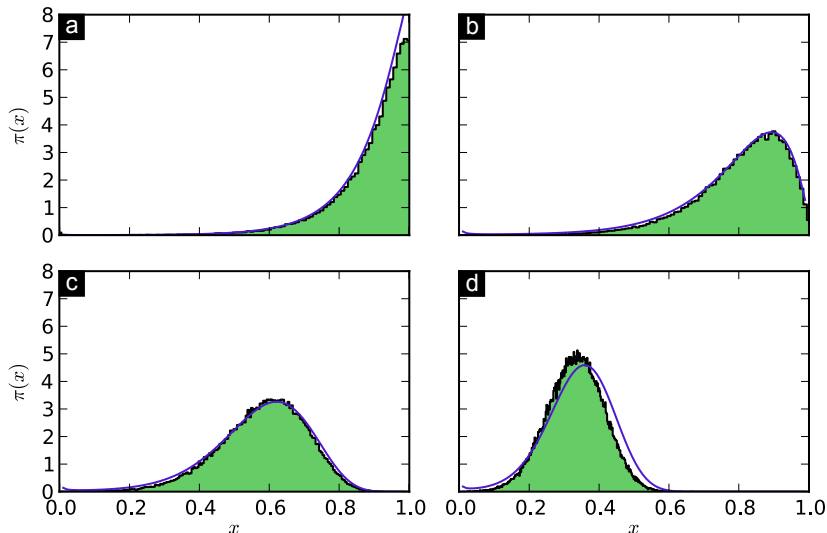


FIG. 4 Comparison of the WKB-solution (20) for the QSD $\pi(x)$ (blue line) with the distribution of the fittest class of the full ratchet obtained by numerical simulations for 10^5 realizations (green histogram) at 0.1% of the respective click times. At this time, the distribution of the class with the lowest number of mutations has already relaxed to the quasi-stationary state, while in almost no realization a click has already occurred. The parameters used are (a) $N=100, \Lambda=0.1$, (b) $N=100, \Lambda=0.2$, (c) $N=200, \Lambda=0.5$, (d) $N=500, \Lambda=1$, and in all cases $S=0.1$. The analytic solution of the two-state model fits the numerical distribution obtained for the full ratchet very well. Deviations occur when the fixed point of the deterministic solution, x^* , begins to approach absorbing point at $x=0$, which is where the WKB approximation is expected to break down.

V. COMPARISON OF MORAN, WRIGHT-FISHER AND DIFFUSION MODELS

Previous studies of Muller's ratchet have mostly considered the diffusion equation (2) to approach Muller's ratchet analytically, while numerical simulations have relied on Haigh's model with non-overlapping generations using Wright-Fisher sampling, Eq. (1). Since in this work we have used a Moran formulation of the ratchet with overlapping generations, we now proceed to compare our results with the Wright-Fisher and diffusion formulations. We note that some care has to be taken to ensure that the diffusive limit of the Wright-Fisher model has the same diffusion constant as the corresponding Moran formulation, since these usually differ by a factor of two (Ewens, 2004). Since fluctuations scale with $N^{-1/2}$, one possibility to take this into account is to consider the Wright-Fisher model with $N/2$ individuals, which is what we do in the simulations presented below.

We have performed numerical simulations of the Wright-Fisher model and have numerically integrated the diffusion equation (2) using stochastic Runge-Kutta methods. To compare the three different approaches, the click times averaged over 1000 realizations for each model for different values of Λ and NS similarly to the previous sections are presented in Fig. 5. We observe excellent agreement of the two macroscopic models and the diffusive description for slow and fast ratchets.

VI. CONCLUSIONS AND DISCUSSION

Muller's ratchet is a model where a single rare large fluctuation influences the fate of the whole population. Therefore a quantitative treatment of this model needs to correctly account for such rare fluctuations which renders the analysis highly non-trivial despite its simple formulation. In this article we have considered a Moran formulation of Muller's ratchet. When the ratchet clicks infrequently the population relaxes to a metastable state after each click event. For this regime, where a click can be attributed to a rare large event, we have proposed an approximative model which can be described by a one-dimensional master equation. The exact solution of this model for the average time between successive clicks agrees almost perfectly with the numerical results of the full ratchet model. To gain further insight we furthermore treated the proposed model perturbatively, employing a recently developed scheme which is particularly well suited to the description of rare large fluctuations. We obtained a closed-form expression for the inverse ratchet rate which is in excellent accordance with the results obtained by numerical simulations of the full ratchet. It is worth pointing out that the employed WKB-theory is a non-diffusive approximation in contrast to the

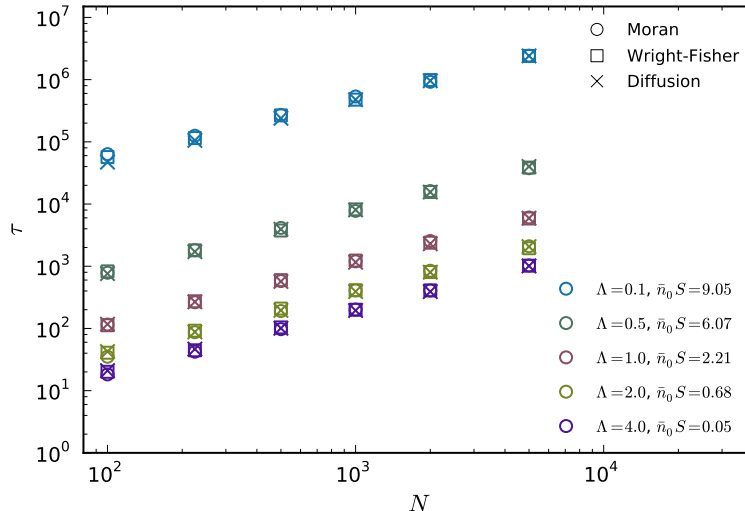


FIG. 5 Comparison of the average click times τ of Muller’s ratchet for the Moran model (circles), Wright-Fisher model (squares) and the diffusion limit of the two models (crosses). Same sets of parameters U and S are shown in the same color. We observe perfect coincidence of all three models for both slowly and fast clicking ratchets.

diffusive approaches applied in most other works on the rate of Muller’s ratchet. Additionally the WKB approach allows for an analytical calculation of the frequency distribution of the fittest class in the quasi-stationary state. Given that the two approximations, namely the reduction to two classes and the WKB-approach, are applied, the agreement of the analytical result with the numerical simulation of the full ratchet model is striking. This finding, in turn, strongly supports the validity of the reduced two-state model. To our knowledge this is the first time that analytical expressions for the quasi-stationary distribution of the fittest class could be calculated. The expression (20) could also be of interest for future experiments where the average time between successive ratchet clicks is large because the ratchet relaxes very quickly to its metastable state. As we have shown this relaxation time is only a fraction of the average inter-click-time and therefore might be experimentally more accessible in the slow ratchet regime. Finally, we have confirmed that our results are in excellent agreement with the diffusion approximation and the corresponding Wright-Fisher formulation of the ratchet.

VII. APPENDIX

A. WKB-approximation and exact solution of the two-state model

We compare the exact solution of the click times in the two-state model given by Eq. (9) to the analytic approximation calculated from the WKB-approximation, Eq. (22), and to the approximation of the WKB-result for large N , Eq. (23), in Fig. 6. The WKB results are in excellent agreement with the exact solution for the rare clicking regime when the equilibrium point of the deterministic equation, $x^* = e^{-\Lambda}$ is sufficiently far away from 0. For large Λ , the WKB approximation begins to deviate from the exact solution.

For the approximation of the WKB solution for large N , which yields the simple expression Eq. (23), we observe excellent agreement with the full WKB solution when $N > 100$.

References

- Andersson, D. I., and D. Hughes, 1996, Proceedings of the National Academy of Sciences **93**(2), 906.
 Assaf, M., and B. Meerson, 2006, Physical Review Letters **97**(20), 200602.
 Assaf, M., and B. Meerson, 2010, Physical Review E **81**(2), 021116.
 Assaf, M., and M. Mobilia, 2011, Journal of Theoretical Biology **275**(1), 93.
 Assaf, M., E. Roberts, and Z. Luthey-Schulten, 2011, Physical Review Letters **106**(24), 248102.
 Barton, N. H., and B. Charlesworth, 1998, Science **281**(5385), 1986.
 Black, A. J., and A. J. McKane, 2011, Journal of Statistical Mechanics: Theory and Experiment **2011**(12), P12006.

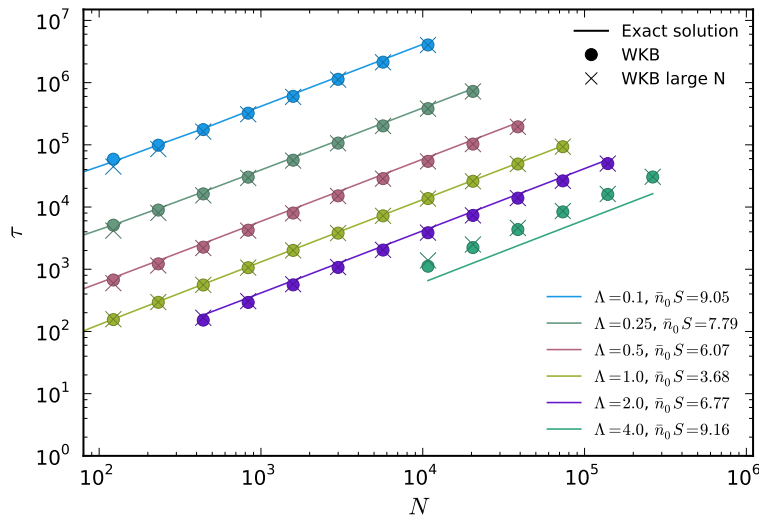


FIG. 6 Comparison of the analytical click times calculated using the exact solution Eq. (9), the WKB approximation Eq. (22), and the simplified WKB expression for large N , Eq. (23).

- Black, A. J., A. Traulsen, and T. Galla, 2012, *Physical Review Letters* **109**(2), 028101.
- Blythe, R. A., and A. J. McKane, 2007, *Journal of Statistical Mechanics: Theory and Experiment* **2007**(07), P07018.
- Chao, L., 1990, *Nature* **348**(6300), 454.
- De Visser, J. A. G. M., and S. F. Elena, 2007, *Nature Reviews Genetics* **8**(2), 139.
- Doering, C., K. Sargsyan, and L. Sander, 2006, *Multiscale Modeling & Simulation* **3**(2), 283.
- Duarte, E., D. Clarke, A. Moya, E. Domingo, and J. Holland, 1992, *Proceedings of the National Academy of Sciences* **89**(13), 6015.
- Dykman, M., I. Schwartz, and A. Landsman, 2008, *Physical Review Letters* **101**(7), 078101.
- Dykman, M. I., E. Mori, J. Ross, and P. M. Hunt, 1994, *The Journal of Chemical Physics* **100**(8), 5735.
- Etheridge, A., P. Pfaffelhuber, and A. Wakolbinger, 2009, in *Trends in Stochastic Analysis*, edited by J. Blath, P. Mörters, and M. Scheutzow (Cambridge University Press, Cambridge), pp. 365–390.
- Ewens, W. J., 2004, *Mathematical population genetics: I. Theoretical introduction*, volume 27 (Springer).
- Felsenstein, J., 1974, *Genetics* **78**(2), 737.
- Gardiner, C., 2009, *Stochastic Methods: A Handbook for the Natural and Social Sciences*, Springer Series in Synergetics (Springer).
- Gessler, D. D. G., 1995, *Genetical Research* **66**(03), 241.
- Gordo, I., and B. Charlesworth, 2000, *Genetics* **154**(3), 1379.
- Haigh, J., 1978, *Theoretical Population Biology* **14**(2), 251.
- Hanggi, P., H. Grabert, P. Talkner, and H. Thomas, 1984, *Physical Review A* **29**(1), 371.
- Higgs, P., and G. Woodcock, 1995, *Journal of mathematical biology* **33**(7), 677.
- Howe, D. K., and D. R. Denver, 2008, *BMC Evolutionary Biology* **8**(1), 62.
- Jain, K., 2008, *Genetics* **179**(4), 2125.
- Lynch, M., 1996, *Molecular biology and evolution* **13**(1), 209.
- Lynch, M., R. Bürger, D. Butcher, and W. Gabriel, 1993, *Journal of Heredity* **84**(5), 339.
- Muller, H. J., 1964, *Mutation Research/Fundamental and Molecular Mechanisms of Mutagenesis* **1**(1), 2.
- Neher, R. A., and B. I. Shraiman, 2012, *Genetics* **191**(4), 1283.
- Ovaskainen, O., and B. Meerson, 2010, *Trends in Ecology & Evolution* **25**(11), 643.
- Park, S.-C., D. Simon, and J. Krug, 2010, *Journal of Statistical Physics* **138**(1-3), 381.
- Rice, W. R., 1987, *Genetics* **116**(1), 161.
- Rice, W. R., 1994, *Science* **263**, 230.
- Rößler, A., 2010, *SIAM J. Numer. Anal.* **48**(3), 922.
- Rouzine, I. M., É. Brunet, and C. O. Wilke, 2008, *Theoretical Population Biology* **73**(1), 24.
- Schwartz, I. B., E. Forgoston, S. Bianco, and L. B. Shaw, 2011, *Journal of The Royal Society Interface* **8**(65), 1699.
- Stephan, W., L. Chao, and J. G. Smale, 1993, *Genetical Research* **61**(03), 225.
- Stephan, W., and Y. Kim, 2002, *Recent Applications of Diffusion Theory to Population Genetics*, Modern Developments in Theoretical Population Genetics (Oxford University Press, Oxford, UK).
- Waxman, D., and L. Loewe, 2010, *Journal of Theoretical Biology* **264**(4), 1120.
- Zeyl, C., M. Mizesko, and J. A. G. M. De Visser, 2001, *Evolution* **55**(5), 909.