

Lagrangian single particle turbulent statistics through the Hilbert-Huang Transform

Yongxiang Huang (黄永祥),^{1,*} Luca Biferale,² Enrico Calzavarini,³ Chao Sun (孙超),⁴ and Federico Toschi⁵

¹*Shanghai Institute of Applied Mathematics and Mechanics Shanghai Key Laboratory of Mechanics in Energy Engineering Shanghai University, Shanghai 200072, People's Republic of China*

²*Department of Physics and INFN, University of Tor Vergata Via della Ricerca Scientifica 1 I-00133 Roma, Italy*

³*Laboratoire de Mécanique de Lille CNRS/UMR 8107 Université Lille 1 59650 Villeneuve d'Ascq, France*

⁴*Physics of Fluids Group, University of Twente P.O. Box 217, 7500 AE Enschede, The Netherlands*

⁵*Department of Physics, and Department of Mathematics and Computer Science and J.M. Burgerscentrum, Eindhoven University of Technology, 5600 MB Eindhoven, The Netherlands*

(Dated: October 21, 2018)

The Hilbert-Huang transform is applied to analyze single particle Lagrangian velocity data from numerical simulations of hydrodynamic turbulence. The velocity trajectory is described in terms of a set of intrinsic mode functions, $C_i(t)$, and of their instantaneous frequency, $\omega_i(t)$. On the basis of this decomposition we define the ω -conditioned statistical moments of the C_i modes, named q -order Hilbert Spectra (HS). We show that such new quantities have enhanced scaling properties as compared to traditional Fourier transform- or correlation-based (Structure Functions) statistical indicators, thus providing better insights into the turbulent energy transfer process. We present a clear empirical evidence that the energy-like quantity, i.e. the second-order HS, displays a linear scaling in time in the inertial range, as expected from dimensional analysis and never observed before. We also measure high order moment scaling exponents in a direct way, without resorting the Extended Self Similarity (ESS) procedure. This leads to a new estimate of the Lagrangian structure functions exponents which are consistent with the multifractal prediction in the Lagrangian frame as proposed in [Biferale et al., *Phys. Rev. Lett.* **93**, 064502 (2004)].

The statistical description of a tracer trajectory in turbulent flows still lacks of a sound theoretical and phenomenological understanding [1, 2]. Presently, no analytical results linking the Navier-Stokes equations to the statistics of the velocity increments, $v(t+\tau) - v(t)$, along the particle evolution are known. On the ground of dimensional arguments, pure scaling laws are expected for time increments larger than the Kolmogorov dissipative time, τ_η , and smaller than the large-scale typical eddy-turn over time, \mathcal{T}_L . The ratio between the two time scales grows with the Reynolds number as $Re \propto \mathcal{T}_L/\tau_\eta$. Despite of the many numerical and experimental attempts [3–7], no clear evidence of scaling properties have been detected in the Lagrangian domain even at high Reynolds numbers. Such a fact can be explained either invoking ultra-violet and infrared effects induced by the two cut-offs, τ_η and \mathcal{T}_L or by a real pure breaking of scaling invariance, independently of the Reynolds number [8, 9]. Up to now, most of the attention has been paid to the so-called Lagrangian Structure Functions (LSF), i.e. moments of velocity increments:

$$S_q(\tau) = \langle |v_j(t+\tau) - v_j(t)|^q \rangle, \quad (1)$$

where for simplicity we have assumed isotropy and dropped any possible dependency of the l.h.s on the component of the velocity field. Phenomenological arguments based on a ‘bridge’ relation between Eulerian and Lagrangian statistics [10–16] predicts the existence of scaling properties also in the Lagrangian domain: $S_q(\tau) \sim \tau^{\zeta_L(q)}$ for $\tau_\eta \ll \tau \ll \mathcal{T}_L$, with $\zeta_L(q)$ being related to the Eulerian scaling exponents, $\zeta_E(q)$, defining the scaling properties of velocity increments between two points in

the laboratory reference frame. Such relation has been well verified in the limit of very small time increments, by studying the statistics of flow acceleration [12] or by using relative scaling properties [17], i.e. studying one moment versus another one, a procedure known as ESS [18]. On the other hand, no clear evidence of direct scaling properties as a function of τ has ever been detected (see [8, 9] for two recent papers discussing this problem). As a result, despite the successful comparisons, using ESS, between theoretical predictions for $\zeta_L(q)/\zeta_L(2)$ and numerical and experimental Lagrangian measurements (see [17]), the absence of a clear scaling-range *in the time domain* has cast doubts on the one side on the correctness and accuracy of the present phenomenological models, and on the other side on the fact that SF may not be the suitable statistical indicator to study turbulent flows in the Lagrangian domain [9]. One of the main concern regards possible non-local effects induced by either large-scales and low-frequencies modes or by small-scales and high-frequencies events that may result in sub-leading spurious contributions. It is well known for example that the temporal evolution of the velocity field along a Lagrangian trajectory in a turbulent flows is strongly influenced by the presence of small-scales vortex filaments inducing visible high-frequency oscillations even on the single particle velocity signal (see Fig. 1 and Ref. [19]). In this paper we want to apply for the first time a relatively novel technique, called Hilbert-Huang Transform (HHT), to analyze multi-scale and multi-frequency signals which has revealed to be particularly useful in the data analysis of many complex systems [20–25]. HHT has been recently applied to analyze Eulerian turbulent

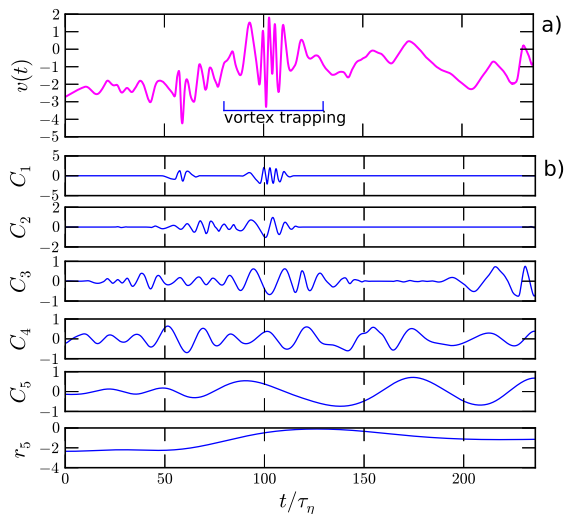


FIG. 1. (a) An example of Lagrangian velocity $v(t)$ with vortex trapping event from the DNS simulation. The data shows the multiscale nature of Lagrangian turbulence with different time scales (structures) superimposed to each other. (b) Example of the decomposition of the above trajectory in intrinsic mode functions from empirical mode decomposition. Note that the Lagrangian velocity is separated into different functions with different time scales. The empirical mode decomposition approach reveals the multiscale property of the Lagrangian velocity at a local level.

data [26–28], showing an unexpected ability to disentangle multiscale contributions. The main novelty of HHT relies on its frequency-amplitude *adaptive* nature, being based on the decomposition of the original signal on a set of *quasi-eigenmodes* that are *not defined a priori* [29, 30]. The idea is to *not introduce* in the analysis any systematic pre-defined structures as it always happens using Fourier-based methodologies (e.g. Fourier decomposition or wavelet transforms).

In this paper, we apply and generalize the HHT methodology to extract the hierarchy of Lagrangian scaling exponent $\zeta_L(q)$. The method is applied to the fluid trajectory data obtained from Direct Numerical Simulations (DNS) at $Re_\lambda = 400$ (see Fig. 1). We present a clear empirical evidence of scaling properties in the usual sense, as a power of the analyzed frequency, also in the Lagrangian domain. We show that the measured Hilbert-based moments, $\mathcal{L}_q(\omega)$, display a clear power law on the range $0.01 < \omega\tau_\eta < 0.1$ at least up to the maximum order allowed to be measured by our statistics, $0 \leq q \leq 4$. The exponents are in good quantitative agreement with the one predicted by using the ‘bridge relation’ based on multifractal phenomenology [12], supporting even more the close relationship between Eulerian and Lagrangian fluctuations at least for what concerns velocity increments in 3D isotropic and homogeneous turbulence. The dataset considered here is composed by Lagrangian velocity trajectories in a homogeneous and isotropic turbulent flow obtained from a 2048^3 ($Re_\lambda = 400$) DNS simulation (more details in [31]). We analyze all the avail-

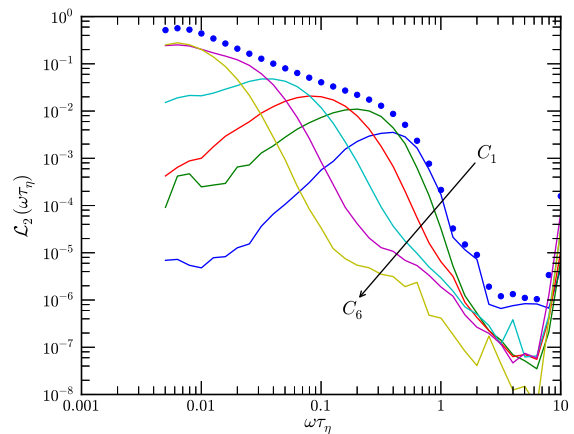


FIG. 2. Log-log plot of the second order Hilbert Spectrum, $\mathcal{L}_2(\omega) \equiv \Sigma_{i=1}^n \langle |C_i|^2 | \omega \rangle_t$, superposed with the different contributions from each IMF, $\langle (C_i)^2 | \omega \rangle$ with $i = 1, \dots, 6$.

able $\sim 2 \cdot 10^5$ fluid tracer trajectories, each composed by $N = 4720$ time sampling of $v_j(t)$ (where $j = 1, 2, 3$ denotes the three velocity components) saved every $0.1\tau_\eta$ time units. Therefore, we can access time scale from $0.1 < \tau/\tau_\eta < 236$, corresponding to the frequency range $0.004 < \omega\tau_\eta < 10$. The HHT is a procedure composed by two steps. The first step is the decomposition of the signal into its Intrinsic Mode Functions (IMF) followed by the Hilbert transform on such modes. In the first step, through a procedure called Empirical Mode Decomposition (EMD), we decompose each velocity time series into the sum:

$$v(t) = \sum_{i=1}^n C_i(t) + r_n(t), \quad (2)$$

where $C_i(t)$ are the IMFs and $r_n(t)$ is a small residual, an almost constant function characterized by having at most one extreme along the whole trajectory (which will therefore be neglected in the following analysis) [29, 30]. In eq. (2) n may depend on the trajectory, with a maximum value which is linked to its length as $n_{max} = \log_2(N) \simeq 12$. Given the actual length of our trajectories, with $n \simeq 6 - 7$ we are typically able to reconstruct the full behaviors (see Fig. 1).

To be an IMF, each $C_i(t)$ must satisfy the following two conditions: (1) the difference between the number of local extrema and the number of zero-crossings must be zero or one; (2) the running mean value of the envelope defined by the local maxima and the envelope defined by the local minima is zero. Indeed, the IMF is an approximation of the so-called mono-component signal, which possesses a well defined instantaneous frequency [29, 32]. The physical meaning of such decomposition is clear: we want to decompose the original trajectory into *quasi-eigenmodes* with locally homogeneous oscillating properties [29, 33]. In the second step, one performs a Hilbert transform for each one of the IMFs,

$$\bar{C}_i(t) = \frac{1}{\pi} P \int \frac{C_i(t')}{t - t'} dt', \quad (3)$$

where P stands for the Cauchy principal value. This allows to retrieve the *instantaneous* frequency associated to each C_i via

$$\omega_i(t) = \frac{1}{2\pi} \frac{d}{dt} \arctan \left(\frac{\overline{C_i(t)}}{C_i(t)} \right) \quad (4)$$

[29]. Therefore, we construct the pair of functions $[C_i(t), \omega_i(t)]$ for all IMF modes, and this concludes the standard HHT procedure. Let us stress again the fully *adaptive* nature of the HHT, the IMFs are not defined *a priori*, and they accommodate the oscillatory degree of the analyzed signal without postulating systematic “structures” [29, 30]. The most important consequence is that the HHT is typically free of sub-harmonics [23, 27, 28]. Here, in order to investigate the amplitude of turbulent velocity fluctuations versus their characteristic frequency, we define the ω -dependent q -order statistical moment, $\mathcal{L}_q(\omega)$, by computing the moments of each IMF conditioned on those instant of time where the corresponding *instantaneous* frequency has a given value, $\omega_i(t) = \omega$

$$\mathcal{L}_q(\omega) \equiv \Sigma_{i=1}^n \langle |C_i|^q | \omega \rangle_t, \quad (5)$$

where $q \geq 0$ is a real number, and with $\langle \dots \rangle_t$ we denote time- and ensemble-averaging over different trajectory realizations. We dub it Hilbert spectrum (HS) of order q . Let us notice that each HS can be seen as a superposition of spectra obtained from different IMFs.

From a dimensional point of view the simplest link between the instantaneous frequency ω and the coherence time of an eddy τ , is the reciprocal relation $\omega \sim \tau^{-1}$. Therefore, we postulate for the general HS of order q a scaling relation of the form

$$\mathcal{L}_q(\omega) \sim \omega^{-\zeta_L(q)}, \quad (6)$$

here, $\zeta_L(q)$ must be compared with the scaling exponent provided by the LSF [28]. We have validated the above scaling relation by using both fractional Brownian motion with various Hurst number $0 < H < 1$ for mono-fractal processes and a lognormal signal with an intermittent parameter $\mu = 0.15$ as an example of a multifractal process. For all cases, the scaling exponents provided by the HHT agree with the ones derived by standard SF method and with the theoretical ones [28]. To begin with, we focus on the case $q = 2$, that, as mentioned, is related to the amplitude of energy fluctuations as a function of its coherence time or characteristic frequency. In Fig. 2 we show the second order HS, $\mathcal{L}_2(\omega)$ vs ω in log-log, superposed with the contributions from each different IMF order. As one can see, only the whole reconstructed HS shows a good scaling behaviour. In order to better compare HS to LSF curves we plot them in Fig. 3 in compensated form in such a way that the expected behavior in the inertial range would be given by a constant, respectively $S_2(\tau)(\epsilon\tau)^{-1}$ vs. τ and

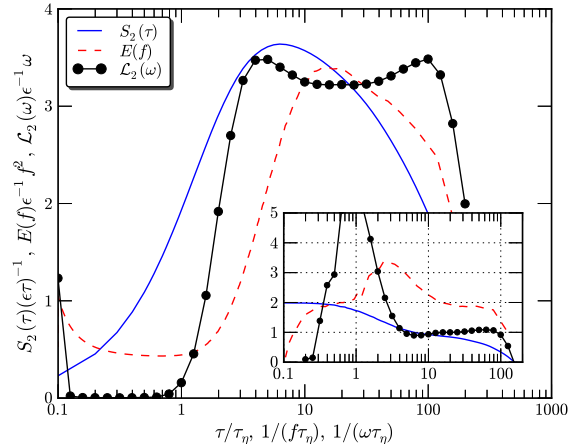


FIG. 3. Comparison between the second-order compensated Lagrangian Structure Function $S_2(\tau)/(\epsilon\tau)$ vs. τ/τ_η (solid line), the compensated Fourier spectrum $E(f)/\epsilon^{-1}f^2$ vs. $1/(f\tau_\eta)$ (dashed line) and the corresponding Hilbert spectrum $\mathcal{L}_2(\omega)\epsilon^{-1}\omega$ vs. $1/(\omega\tau_\eta)$ (\bullet), where τ_η represents the dissipative time scale of the turbulent flow and ϵ the mean energy dissipation rate. In the below inset, the logarithmic local slopes for $d \log S_2(\tau)/d \log \tau$ vs. τ/τ_η , $d \log E(f)/d \log f$ vs. $1/(f\tau_\eta)$ and $d \log \mathcal{L}_2(\omega)/d \log \omega$ vs. $1/(\omega\tau_\eta)$. Note that the expected inertial scaling exponents are respectively: $S_2(\tau) \sim \tau^{\zeta_L(2)}$, $E(f) \sim f^{-\zeta_L(2)+1}$ and $\mathcal{L}_2(\omega) \sim \omega^{-\zeta_L(2)}$, with $\zeta_L(2) = 1$.

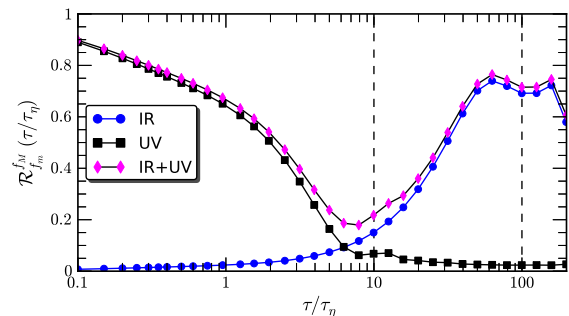


FIG. 4. Relative contribution of Fourier frequencies in the range $[f_m, f_M]$ to the $S_2(\tau)$ LSF, as from eq.(7). Low (IR) frequencies $[0, 10^{-2}]\tau_\eta^{-1}$ and high (UV) frequencies $[10^{-1}, +\infty]\tau_\eta^{-1}$. Vertical lines denote the empirically defined inertial range.

$\mathcal{L}_2(\omega)\epsilon^{-1}\omega$ vs. $1/\omega$. For completeness in the same figure also the compensated behavior of the Fourier spectrum, $E(f)\epsilon^{-1}f^2$ vs. $1/f$, is provided. The first striking difference between HS and LSF or Fourier is the enhanced scaling property of the new quantity. We also note that the shape of LSF curve is consistent with the one in [8, 9], where no plateau was observed in the inertial range. On the compensated scale the Fourier spectrum behaves better than the LSF, but the range of scaling is about half of that of the Hilbert Spectrum. Such a difference is even more evident when the logarithmic local slopes are compared (see inset of Fig. 3). A clear inertial scaling range,

$0.01 < \omega\tau_\eta < 0.2$, corresponding to an interval of time scales $5 < \tau/\tau_\eta < 100$, is observed for the compensated \mathcal{L}_2 . The reason why LSF fails in displaying scaling, is that it mixes low (infrared, IR)/high (ultraviolet, UV) frequency fluctuations to the ones in the inertial-range $\sim [10^{-2}, 10^{-1}]\tau_\eta^{-1}$. This becomes explicit when considering the relation, $S_2(\tau) \propto \int_0^{+\infty} E(f)(1 - \cos 2\pi f\tau) df$, and defining

$$\mathcal{R}_{f_m}^{f_M}(\tau) \equiv S_2(\tau)^{-1} \int_{f_m}^{f_M} E(f')(1 - \cos(2\pi f'\tau)) df', \quad (7)$$

which measures the relative contributions to $S_2(\tau)$ from the frequency range $[f_m, f_M]$. When such an interval is set to $[0, 10^{-2}]\tau_\eta^{-1}$ we get the low frequency contributions, and with $[10^{-1}, +\infty]\tau_\eta^{-1}$ the high ones. In figure Fig. 4, we show that such spurious non-local contributions can be as high as 80%.

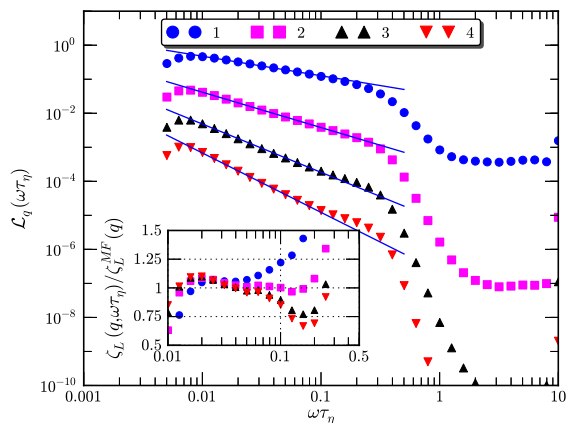


FIG. 5. The Hilbert spectra $\mathcal{L}_q(\omega\tau_\eta)$ for $q = 1, 2, 3, 4$. For display clarity, the curves have vertical shifted by factors 10^{-1} , 10^{-2} and 10^{-3} for $q = 2, 3$ and 4 . Solid lines comes from least square fit in the range is $0.01 < \omega\tau_\eta < 0.1$. The inset shows the comparison of the measured local scaling exponent $\zeta_L(q, \omega\tau_\eta) = d \log \mathcal{L}_q(\omega) / d \log \omega$ with the multifractal prediction $\zeta_L^{MF}(q)$.

The HS functions $\mathcal{L}_q(\omega)$ have good scaling properties also for other q orders. We calculated $\mathcal{L}_q(\omega)$ for the orders $q = 1, 2, 3, 4$, and empirically found a good power law behavior on the range $0.01 < \omega\tau_\eta < 0.1$ (resp. $10 < \tau/\tau_\eta < 100$), as shown in Fig. 5. This allows to extract the scaling exponents directly in the instantaneous frequency space, without resorting to the above mentioned ESS procedure. The numerical values for the $\zeta_L(q)$ extracted from the fit in the range $0.01 < \omega\tau_\eta < 0.1$ are reported in the table I. The values of the scaling exponents are estimated as the average of the logarithmic local slope $\zeta_L(q, \omega) = d \log \mathcal{L}_2(\omega) / d \log \omega$, on the above interval and the error bars as the difference between the averages taken on only the first or the second half (in log scale) of the fitted frequency range. Note that the

indicated errors are larger than the estimated statistical errors. Statistical convergence was here checked by performing the same analysis on random subsets with 1/64 of the total data. First, let us notice the evident departure from the dimensional estimate (named K41 [34]), $\zeta_L^{K41}(q) = q/2$. Second, the measured values are in good agreement with the prediction given by the Multifractal model, ζ_L^{MF} [12]. In order to better appreciate the quality of our scaling, we show in the the inset of Fig. 5 the logarithmic local slope empirically measured with the HHT, $\zeta_L(q, \omega)$, compensated with the predicted value from the multifractal phenomenology, such that a plateau around the value 1 is the indication of the existence of an intermittent multifractal power law behavior.

	$q = 1$	$q = 2$	$q = 3$	$q = 4$
$\zeta_L^{K41}(q)$	0.5	1.0	1.5	2.0
$\zeta_L^{MF}(q)$	0.55	1	1.38	1.71
$\zeta_L^{HS}(q)$	0.59 ± 0.06	1.03 ± 0.03	1.39 ± 0.10	1.70 ± 0.14

TABLE I. Lagrangian scaling exponents $\zeta_L(q)$ for orders $q = 1, 4$ as estimated from dimensional analysis $q/2$ (K41), from the Multifractal model (MF) [12], and as obtained here from Hilbert Spectra (HS).

In summary, we have presented a new Hilbert-Huang Transform based methodology to capture the intermittent nature of the turbulent Lagrangian velocity fluctuations. Our test bench has been a numerical database of homogeneous isotropic turbulence at $Re_\lambda = 400$. The first remarkable result is that for the second-order statistical moment $\mathcal{L}_2(\omega)$, an energy-like quantity, we observe a clear inertial range versus time defined as $\tau = \omega^{-1}$ for at least one decade, in the range $0.01 < \omega\tau_\eta < 0.2$. Such clean scaling has never been detected before using more standard methods. Second, we extracted the hierarchy of scaling exponent $\zeta_L(q)$ for the first time without applying ESS. Our measurements provide a solid confirmation to the predictions of the multifractal model. The Hilbert method we propose in this paper is general and can be applied to other systems with multiscale dynamics, e.g., Rayleigh-Bénard convection [35], two dimensional turbulence [36, 37].

This work is sponsored by the National Natural Science Foundation of China (grant n° 11072139, 11032007 & 11202122), ‘Pu Jiang’ project of Shanghai (n° 12PJ1403500), the Shanghai Program for Innovative Research Team in Universities, COST Action MP0806 ‘Particles in turbulence’ and in part by Foundation for Fundamental Research on Matter (FOM), which is part of the Netherlands Organization for Scientific Research (NWO). The DNS data used in this study are freely available from the iCFDdatabase [38]. The EMD MATLAB codes used in this study are written by G. Rilling and P. Flandrin, Laboratoire Physique ENS Lyon (France) [39].

-
- * yongxianghuang@gmail.com
- [1] P. Yeung, *Annu. Rev. Fluid Mech.* **34**, 115 (2002).
- [2] F. Toschi and E. Bodenschatz, *Annu. Rev. Fluid Mech.* **41**, 375 (2009).
- [3] O. Kamps, R. Friedrich, and R. Grauer, *Phys. Rev. E* **79**, 066301 (2009).
- [4] P. K. Yeung, S. B. Pope, and B. L. Sawford, *J. Turb.* **7**, 58 (2006).
- [5] H. Xu, M. Bourgoïn, N. Ouellette, and E. Bodenschatz, *Phys. Rev. Lett.* **96**, 024503 (2006).
- [6] N. Mordant, J. Delour, E. Léveque, O. Michel, A. Arnéodo, and J.-F. Pinton, *J. Stat. Phys.* **113**, 5/6 (2003).
- [7] L. Chevillard, S. Roux, E. Lévêque, N. Mordant, J.-F. Pinton, and A. Arnéodo, *Phys. Rev. Lett.* **95**, 064501 (2005).
- [8] B. Sawford and P. Yeung, *Phys. Fluids* **23**, 091704 (2011).
- [9] G. Falkovich *et al.*, *Phys. Fluids* **24**, 055102 (2012).
- [10] M. S. Borgas, *Phil. Trans. R. Soc. London A* **342**, 379 (1993).
- [11] G. Boffetta, F. De Lillo, and S. Musacchio, *Phys. Rev. E* **66**, 066307 (2002).
- [12] L. Biferale, G. Boffetta, A. Celani, B. Devenish, A. Lanotte, and F. Toschi, *Phys. Rev. Lett.* **93**, 064502 (2004).
- [13] F. Schmitt, *Eur. Phys. J. B* **48**, 129 (2005).
- [14] H. Homann, O. Kamps, R. Friedrich, and R. Grauer, *New J. Phys.* **11**, 073020 (2009).
- [15] G. He, *Phys. Rev. E* **83**, 025301 (2011).
- [16] L. Biferale, E. Calzavarini, and F. Toschi, *Phys. Fluids* **23**, 085107 (2011).
- [17] A. Arnéodo *et al.*, *Phys. Rev. Lett.* **100**, 254504 (2008).
- [18] R. Benzi, S. Ciliberto, R. Tripicciono, C. Baudet, F. Massaioli, and S. Succi, *Phys. Rev. E* **48**, 29 (1993).
- [19] L. Biferale, G. Boffetta, A. Celani, B. Devenish, A. Lanotte, and F. Toschi, *Phys. Fluids* **17**, 115101 (2005).
- [20] X. Zhu, Z. Shen, S. D. Eckermann, M. Bittner, I. Hirota, and J. H. Yee, *J. Geophys. Res.* **102**, 16545 (1997).
- [21] S. J. Loutridis, *Eng. Struct.* **26**, 1833 (2004).
- [22] D. A. T. Cummings, R. A. Irizarry, N. E. Huang, T. P. Endy, A. Nisalak, and K. Ungchusak, *Nature* **427**, 344 (2004).
- [23] N. E. Huang and Z. H. Wu, *Proceedings of the 4th International Conference on Wavelet and Its Application, Macao* (2005).
- [24] Z. H. Wu, N. E. Huang, S. R. Long, and C. K. Peng, *PNAS* **104**, 14889 (2007).
- [25] X. Y. Chen, Z. H. Wu, and N. E. Huang, *Adv. Adapt. Data Anal* **2**, 233 (2010).
- [26] Y. Huang, F. Schmitt, Z. Lu, and Y. Liu, *Europhys. Lett.* **84**, 40010 (2008).
- [27] Y. Huang, F. Schmitt, Z. Lu, P. Fougairolles, Y. Gagne, and Y. Liu, *Phys. Rev. E* **82**, 026319 (2010).
- [28] Y. Huang, F. G. Schmitt, J.-P. Hermand, Y. Gagne, Z. Lu, and Y. Liu, *Phys. Rev. E* **84**, 016208 (2011).
- [29] N. E. Huang, Z. Shen, S. R. Long, M. C. Wu, H. H. Shih, Q. Zheng, N. Yen, C. C. Tung, and H. H. Liu, *Proc. R. Soc. London, Ser. A* **454**, 903 (1998).
- [30] P. Flandrin and P. Gonçalvès, *Int. J. Wavelets, Multires. Info. Proc.* **2**, 477 (2004).
- [31] R. Benzi, L. Biferale, E. Calzavarini, D. Lohse, and F. Toschi, *Phys. Rev. E* **80**, 066318 (2009).
- [32] N. E. Huang, Z. Shen, and S. R. Long, *Annu. Rev. Fluid Mech.* **31**, 417 (1999).
- [33] G. Rilling, P. Flandrin, and P. Gonçalvès, *IEEE-EURASIP Workshop on Nonlinear Signal and Image Processing* (2003).
- [34] A. S. Monin and A. M. Yaglom, *Statistical fluid mechanics vd II* (MIT Press Cambridge, Mass, 1971).
- [35] D. Lohse and K.-Q. Xia, *Annu. Rev. Fluid Mech.* **42**, 335 (2010).
- [36] G. Boffetta and R. Ecke, *Annu. Rev. Fluid Mech.* **44**, 427 (2012).
- [37] F. Bouchet and A. Venaille, *Phys. Rep.* **515**, 227 (2012).
- [38] [Http://cfd.cineca.it](http://cfd.cineca.it).
- [39] [Http://perso.ens-lyon.fr/patrick.flandrin/emd.html](http://perso.ens-lyon.fr/patrick.flandrin/emd.html).