

Model-order reduction of biochemical reaction networks

Shodhan Rao Arjan van der Schaft Karen van Eunen Barbara M. Bakker Bayu Jayawardhana

Abstract—In this paper we propose a model-order reduction method for chemical reaction networks governed by general enzyme kinetics, including the mass-action and Michaelis-Menten kinetics. The model-order reduction method is based on the Kron reduction of the weighted Laplacian matrix which describes the graph structure of complexes in the chemical reaction network. We apply our method to a yeast glycolysis model, where the simulation result shows that the transient behaviour of a number of key metabolites of the reduced-order model is in good agreement with those of the full-order model.

I. MOTIVATION AND INTRODUCTION

The dynamics of a biochemical reaction network can be described by a set of differential equations involving a stoichiometric matrix and reaction rates. The solution to these equations describes the evolution and dynamics of the concentrations of all the metabolites or biochemical species in the network. The stoichiometric matrix, which consists of (positive and negative) integer elements, captures the basic conservation laws of the reactions. The reaction rates are functions of the concentrations and they prescribe the dynamics that take place at each reaction in the network based on the underlying enzyme kinetics. The common type of reaction rates are mass-action kinetics and Michaelis-Menten-type kinetics laws which can include competitive and non-competitive inhibition mechanism.

Thus a biochemical reaction network Σ can be written as

$$\Sigma : \begin{cases} \dot{x} = Sv(x) + S_b v_b \\ y = Cx \end{cases}$$

where x and v_b denote the vectors of metabolite concentrations and boundary fluxes, respectively, y is the measured concentrations (or the metabolites of interest), the function v is the reaction rates and C denotes the observation matrix of appropriate dimension. The matrix S and S_b are the stoichiometric matrices of the internal and boundary fluxes, respectively.

In this paper, we describe a new model-order reduction method to Σ by reducing the number of reactions and metabolites that are involved, such that the dynamics of

the measured concentration of the reduced model is close to the full-order one (with the external fluxes). Our model-order reduction method is based on the Kron reduction of the underlying weighted Laplacian describing graph structure of complexes in the chemical reaction networks. A similar technique is also employed in the Kron reduction method for model reduction of resistive electrical networks described in [6].

In our previous works [9], [13], we have proposed a framework for describing the dynamics of balanced chemical reaction networks governed by mass-action kinetics where, using the notion of complexes, the dynamics can be written by a complex stoichiometric matrix and a symmetric weighted Laplacian matrix. The symmetric Laplacian matrix corresponds to the graph structure of the reactions and the weights come from the underlying equilibrium constants in each reaction. The model-order reduction method that we proposed in [9], [13] is based on the application of Kron reduction to this Laplacian matrix. In this paper, we extend the method to a general class of biochemical reaction networks.

For biochemical reaction networks, the model-order reduction technique for nonlinear systems is still underdeveloped. The singular perturbation method and quasi steady-state approximation (QSSA) approach are the most commonly used techniques, where the reduced state contains a part of the metabolites of the full model. In the thesis by Härdin [3], the QSSA approach is extended by considering the higher-order approximation in the computation of quasi steady-state. Sunnåker *et al.* in [11] proposed a reduction method by identifying variables that can be lumped together and can be used to infer back the original state. In Prescott & Papachristodoulou [8], a method to compute the upper-bound of the error is proposed based on sum-of-squares programming. The application of these techniques to general kinetics laws, such as Michaelis-Menten, poses a significant computational problem.

Our proposed method, on the other hand, offers a simple approach to model-order reduction that can be extended directly to general kinetics. Moreover, the resulting reduced-order model retains the structure of the kinetics and gives result to a reduced biochemical reaction network, which enables a direct biochemical interpretation.

We show the application of our model reduction technique to the yeast glycolysis model described in [14]. We have simulated the transient behaviour of the metabolites that are not eliminated during the model reduction procedure. We show that there is a good agreement between the transient behaviour of the concentration of most of such metabolites

Center for Systems Biology, University of Groningen, email: s.rao@umcg.nl

Johann Bernoulli Institute for Mathematics and Computer Science, University of Groningen, e-mail: A.J.van.der.Schaft@rug.nl

Center for Liver, Digestive and Metabolic Diseases (LDS). Department of Paediatrics, Universitair Medisch Centrum Groningen, e-mail: k.van.eunen@med.umcg.nl

Center for Liver, Digestive and Metabolic Diseases (LDS). Department of Paediatrics, Universitair Medisch Centrum Groningen, e-mail: b.m.bakker@med.umcg.nl

Discrete Technology and Production Automation, University of Groningen, email: b.jayawardhana@rug.nl

when comparing the full network to the reduced network.

The paper is organized as follows. In Section II, we introduce tools from stoichiometry of reactions and graph theory that are required to derive our mathematical formulation. In section III, we explain enzyme kinetics, and then derive our formulation. In section IV, we propose our model reduction method. In section V, we show the application of our method to a yeast glycolysis model and in section VI, we present conclusions based on our results.

Notation: The space of n dimensional real vectors is denoted by \mathbb{R}^n , and the space of $m \times n$ real matrices by $\mathbb{R}^{m \times n}$. The space of n dimensional real vectors consisting of all strictly positive entries is denoted by \mathbb{R}_+^n and the space of n dimensional real vectors consisting of all nonnegative entries is denoted by $\bar{\mathbb{R}}_+^n$. The rank of a real matrix A is denoted by $\text{rank } A$. $\mathbb{1}_m$ denotes a vector of dimension m with all entries equal to 1. The time-derivative $\frac{dx}{dt}(t)$ of a vector x depending on time t will be usually denoted by \dot{x} . I_n denotes an identity matrix of dimension n .

Define the mapping $\text{Ln} : \mathbb{R}_+^m \rightarrow \mathbb{R}^m$, $x \mapsto \text{Ln}(x)$, as the mapping whose i -th component is given as $(\text{Ln}(x))_i := \ln(x_i)$. Similarly, define the mapping $\text{Exp} : \mathbb{R}^m \rightarrow \mathbb{R}_+^m$, $x \mapsto \text{Exp}(x)$, as the mapping whose i -th component is given as $(\text{Exp}(x))_i := \exp(x_i)$.

II. CHEMICAL REACTION NETWORK STRUCTURE

In this section, we introduce the tools necessary in order to derive our mathematical formulation of the dynamics of chemical reaction networks. First we introduce the concept of stoichiometric matrix of a reaction network. We then introduce the concept of a complex graph, which was first introduced in the work of Horn & Jackson and Feinberg ([4], [5], [2]).

A. Stoichiometry

Consider a chemical reaction network involving m chemical species (metabolites), among which r chemical reactions take place. The basic structure underlying the dynamics of the vector $x \in \mathbb{R}_+^m$ of concentrations $x_i, i = 1, \dots, m$, of the chemical species is given by the *balance laws* $\dot{x} = Sv$, where S is an $m \times r$ matrix, called the *stoichiometric matrix*. The elements of the vector $v \in \mathbb{R}^r$ are commonly called the (reaction) *fluxes* or *rates*. The stoichiometric matrix S , which consists of (positive and negative) integer elements, captures the basic conservation laws of the reactions. It already contains useful information about the network dynamics, *independent* of the precise form of the reaction rate $v(x)$. Note that the reaction rate depends on the governing law prescribing the dynamics of the reaction network.

We now show how to construct the stoichiometric matrix for a reaction network with the help of an example shown in Fig. 1.

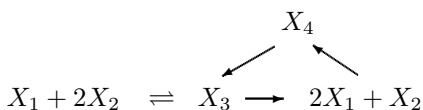


Fig. 1. Example of a reaction network

Note that the above reaction has 5 reactions among four species X_1, X_2, X_3 and X_4 . Since the stoichiometric matrix maps the space of reactions to the space of species, it has dimension 4×5 . The entry of S corresponding to the i^{th} row and j^{th} column is obtained by subtracting the number of moles of the i^{th} species on the product side from that on the substrate side for the j^{th} reaction. Thus

$$S = \begin{bmatrix} -1 & 1 & 2 & -2 & 0 \\ -2 & 2 & 1 & -1 & 0 \\ 1 & -1 & -1 & 0 & -1 \\ 0 & 0 & 0 & 1 & 1 \end{bmatrix}$$

for the reaction network depicted in Fig. 1.

B. Complex graph

The structure of a chemical reaction network cannot be directly captured by an ordinary graph. Instead, we will follow an approach originating in the work of Horn and Jackson [4], introducing the space of *complexes*. The set of complexes of a chemical reaction network is simply defined as the union of all the different left- and righthand sides (substrates and products) of the reactions in the network. Thus, the complexes corresponding to the network (1) are $X_1 + 2X_2, X_3, 2X_1 + X_2$ and X_4 .

The expression of the complexes in terms of the chemical species is formalized by an $m \times c$ matrix Z , whose α -th column captures the expression of the α -th complex in the m chemical species. For example, for the network depicted in Figure 1,

$$Z = \begin{bmatrix} 1 & 0 & 2 & 0 \\ 2 & 0 & 1 & 0 \\ 0 & 1 & 0 & 0 \\ 0 & 0 & 0 & 1 \end{bmatrix}.$$

We will call Z the *complex stoichiometric matrix* of the network. Note that by definition all elements of the matrix Z are non-negative integers.

Since the complexes are the left- and righthand sides of the reactions, they can be naturally associated with the vertices of a *directed graph* \mathcal{G} with edges corresponding to the reactions. Formally, the reaction $\alpha \rightarrow \beta$ between the α -th (reactant) and the β -th (product) complex defines a directed edge with tail vertex being the α -th complex and head vertex being the β -th complex. The resulting graph will be called the *complex graph*.

Recall, see e.g. [1], that any graph is defined by its *incidence matrix* B . This is a $c \times r$ matrix, c being the number of vertices and r being the number of edges, with (α, j) -th element equal to -1 if vertex α is the tail vertex of edge j and 1 if vertex α is the head vertex of edge j , while 0 otherwise. Thus the structure of the complex graph is described by a $c \times r$ incidence matrix B .

Obviously, there is a close relation between the matrix Z and the stoichiometric matrix S . In fact, it is easily checked that

$$S = ZB, \quad \text{hence} \quad \dot{x} = ZBv(x)$$

with B the incidence matrix of the complex graph.

In many cases of interest, especially in biochemical reaction networks, chemical reaction networks are intrinsically *open*, in the sense that there is a continuous exchange with the environment (in particular, inflow and outflow of chemical species and connection to other reaction networks). In this paper, we are particularly interested in inflows to and outflows from the complexes of the network. This will be modeled by a vector $v_b \in \mathbb{R}^c$ consisting of c *boundary* (or, exchange) *fluxes*, leading to an extended model

$$\dot{x} = ZBv(x) + Zv_b \quad (1)$$

III. THE DYNAMICS OF NETWORKS GOVERNED BY ENZYME KINETICS

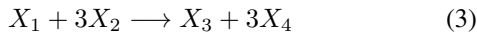
Recall that for a chemical reaction network, the relation between the reaction rates and species concentrations depends on the governing laws of the reactions involved in the network. In this section, we explain this relation for reaction networks governed by enzyme kinetics. In other words, if v denotes the vector of reaction rates and x denotes the species concentration vector, we show how to construct $v(x)$ for reaction networks governed by enzyme kinetics.

Let Z_{S_j} denote the column of the complex stoichiometric matrix Z corresponding to the substrate S_j of the j -th reaction of a chemical reaction network. Let k_j denote the rate constant of the j -th reaction of the network. Then the reaction rate of the j -th reaction of the chemical reaction network between the j -th substrate S_j and the j -th product P_j is given by

$$v_j(x) = d_j(x)k_j \exp(Z_{S_j}^T \text{Ln}(x)), \quad (2)$$

where for $j = 1, \dots, r$, $d_j: \mathbb{R}_+^m \rightarrow \mathbb{R}_+$ is a rational function of its argument. Note that if the governing law of the j -th reaction is *mass action kinetics*, then $d_j(x) = 1$.

As an example, consider the reaction



governed by Michaelis Menten kinetics which is the most common form of enzyme kinetics. For $i = 1, \dots, 4$, let x_i denote the concentration of the species X_i . Define $x := [x_1 \ x_2 \ x_3 \ x_4]^T$. The matrices B , Z and S for the reaction (3) are given by

$$B = \begin{bmatrix} -1 \\ 1 \end{bmatrix} \quad Z = \begin{bmatrix} 1 & 0 \\ 3 & 0 \\ 0 & 1 \\ 0 & 3 \end{bmatrix} \quad S = \begin{bmatrix} -1 \\ -3 \\ 1 \\ 3 \end{bmatrix}$$

Note that Z_S is given by $Z_S = [1 \ 3 \ 0 \ 0]^T$. Let K_1 , K_2 , K_3 and K_4 denote the ‘‘Michaelis’’ constants of the species X_1 , X_2 , X_3 and X_4 respectively. Let V_f denote the maximum reaction rate of (3). In this case, $k = \frac{V_f}{K_1 K_2^3}$. The net rate of the reaction (3) is given by

$$v = d(x)kx_1x_2^3 = d(x)k \exp(Z_S^T \text{Ln}(x))$$

where the expression for $d(x)$ depends on the model used to define the rate of the reaction. One possibility for $d(x)$ is

$$d(x) = \frac{1}{\left(1 + \frac{x_1}{K_1} + \frac{3x_2}{K_2}\right) \left(1 + \frac{x_3}{K_3} + \frac{3x_4}{K_4}\right)}$$

Based on the formulation in (2), we can describe the complete reaction network dynamics as follows. Let the reaction rate for the complete set of reactions be given by the vector $v(x) = [v_1(x) \ \dots \ v_r(x)]^T$. For every $\sigma, \pi \in \{1, \dots, c\}$, define $a_{\pi\sigma}(x) := k_j d_j(x)$ if $(\sigma, \pi) = (S_j, P_j)$, $j \in \{1, \dots, r\}$ and $a_{\sigma\pi} := 0$ otherwise. Define the *weighted adjacency matrix* A of the complex graph as the matrix with (σ, π) -th element $a_{\sigma\pi}$, where $\sigma, \pi \in \{1, \dots, c\}$. Furthermore, define $L(x) := \Delta(x) - A(x)$, where Δ is the diagonal matrix whose (ρ, ρ) -th element is equal to the sum of the elements of the ρ -th column of A . Hereafter we refer to $L(x)$ as the *weighted Laplacian* of the complex graph associated with the given network with species concentration vector x . It is a matter of straightforward verification to check that $\mathbf{1}_c^T L(x) = 0$. It can also be verified that the vector $Bv(x)$ for the mass action reaction rate vector $v(x)$ is equal to $-L(x)\text{Exp}(Z^T \text{Ln}(x))$, where the mapping $\text{Exp}: \mathbb{R}^c \rightarrow \mathbb{R}_+^c$ has been defined at the end of the Introduction. Hence the dynamics can be compactly written as

$$\dot{x} = -ZL(x)\text{Exp}(Z^T \text{Ln}(x))$$

A similar expression of the dynamics corresponding to mass action kinetics, in less explicit form, was already obtained in [10].

A. The linkage classes of a complex graph

A *linkage class* of a chemical reaction network is a maximal set of complexes $\{C_1, \dots, C_k\}$ such that C_i is connected by reactions to C_j for every $i, j \in \{1, \dots, k\}, i \neq j$. It can be easily verified that the number of linkage classes (ℓ) of a network, which is equal to the number of connected components of the complex graph corresponding to the network, is given by $\ell = c - \text{rank}(B)$ (the number of linkage classes in the terminology of [4], [2]).

IV. MODEL REDUCTION

For many purposes one may wish to reduce the number of dynamical equations of a chemical reaction network in such a way that the behaviour of a number of key metabolites is approximated in a satisfactory way. We propose a novel method for model reduction of chemical reaction networks governed by enzyme kinetics. Our method is based on the Kron reduction method for model reduction of resistive electrical networks described in [6]; see also [12].

A. Description of the method

Our model reduction method is based on *reduction of the complex graph* associated with the network. It is based on the following result regarding Schur complements of weighted Laplacian matrices.

Proposition 4.1: Consider a chemical reaction network with weighted Laplacian matrix $L(x) \in \mathbb{R}^{c \times c}$ corresponding

to the concentration vector x . Let \mathcal{V} denote the set of vertices of the complex graph associated with the network. Then for any subset of vertices $\mathcal{V}_r \subset \mathcal{V}$, the Schur complement $\hat{L}(x)$ of $L(x)$ with respect to the indices corresponding to \mathcal{V}_r satisfies the following properties:

- 1) All diagonal elements of $\hat{L}(x)$ are positive and off-diagonal elements are nonnegative for $x \in \mathbb{R}_+^m$.
- 2) $\mathbf{1}_{\hat{c}}^T \hat{L}(x) = 0$, where $\hat{c} := c - \dim(\mathcal{V}_r)$.

Proof: (1.) Follows from the proof of [7, Theorem 3.11]; see also [12] for the case of symmetric L .

(2.) Without loss of generality, assume that the last $c - \hat{c}$ rows and columns of $L(x)$ correspond to the vertex set \mathcal{V}_r . Consider a partition of $L(x)$ given by

$$L(x) = \begin{bmatrix} L_{11}(x) & L_{12}(x) \\ L_{21}(x) & L_{22}(x) \end{bmatrix} \quad (4)$$

where $L_{11}(x) \in \mathbb{R}^{\hat{c} \times \hat{c}}$, $L_{12}(x) \in \mathbb{R}^{\hat{c} \times (c-\hat{c})}$, $L_{21}(x) \in \mathbb{R}^{(c-\hat{c}) \times \hat{c}}$ and $L_{22}(x) \in \mathbb{R}^{(c-\hat{c}) \times (c-\hat{c})}$. It is easy to see that

$$\hat{L}(x) = L_{11}(x) - L_{12}(x)L_{22}(x)^{-1}L_{21}(x)$$

Since $\mathbf{1}_{\hat{c}}^T L(x) = 0$, we obtain

$$\mathbf{1}_{\hat{c}}^T L_{11}(x) + \mathbf{1}_{\hat{c}}^T L_{21}(x) = \mathbf{1}_{\hat{c}}^T L_{12}(x) + \mathbf{1}_{\hat{c}}^T L_{22}(x) = 0$$

Using the above equations, we get

$$\begin{aligned} \mathbf{1}_{\hat{c}}^T \hat{L}(x) &= \mathbf{1}_{\hat{c}}^T (L_{11}(x) - L_{12}(x)L_{22}(x)^{-1}L_{21}(x)) \\ &= -\mathbf{1}_{\hat{c}}^T L_{21}(x) + \mathbf{1}_{\hat{c}}^T L_{22}(x)L_{22}(x)^{-1}L_{21}(x) = 0 \end{aligned}$$

From the above result, it follows that $\hat{L}(x)$ obeys all the properties of the weighted Laplacian of a reaction network corresponding to the complex graph with vertex set $\mathcal{V} - \mathcal{V}_r$. Thus Proposition 4.1 can be directly applied to the complex graph, yielding a reduction of the chemical reaction network by reducing the number of complexes. Consider a reaction network with boundary fluxes described as in equation (1)

$$\Sigma : \quad \dot{x} = Z(v_b - L(x)\text{Exp}(Z^T \text{Ln}(x))) \quad (5)$$

Reduction will be performed by *deleting certain complexes in the complex graph*, resulting in a reduced complex graph with weighted Laplacian $\hat{L}(x)$. Furthermore, leaving out the corresponding columns of the complex stoichiometric matrix Z one obtains a reduced complex stoichiometric matrix \hat{Z} (with as many columns as the remaining number (\hat{c}) of complexes in the complex graph). Consider a corresponding partition of L given by equation (4). Define $P := [I_{\hat{c}} \quad -L_{12}L_{22}^{-1}]$. Now consider the reduced model

$$\begin{aligned} \hat{\Sigma} : \quad \dot{x} &= \hat{Z} \left(P v_b - \hat{L}(x) \text{Exp}(\hat{Z}^T \text{Ln}(x)) \right) \\ &= \hat{Z} P (v_b - L(x) \text{Exp}(Z^T \text{Ln}(x))). \end{aligned} \quad (6)$$

Note that $\hat{\Sigma}$ is again a *chemical reaction network* governed by enzyme kinetics, with a reduced number of complexes and with, in general, a different set of boundary fluxes and reactions (edges of the complex graph).

An interpretation of the reduced network $\hat{\Sigma}$ can be given as follows. Consider a subset \mathcal{V}_r of the set of all complexes,

which we wish to leave out in the reduced network. Consider the partition of $L(x)$ as given by equation (4) and corresponding partitions of Z and v_b given by

$$Z = [Z_1 \quad Z_2]; \quad v_b = [v_{b1} \quad v_{b2}]^T,$$

where \mathcal{V}_r corresponds to the last part of the indices (denoted by 2), in order to write out the dynamics of Σ as

$$\dot{x} = Z \begin{bmatrix} v_{b1} \\ v_{b2} \end{bmatrix} - Z \begin{bmatrix} L_{11}(x) & L_{12}(x) \\ L_{21}(x) & L_{22}(x) \end{bmatrix} \begin{bmatrix} \text{Exp}(Z_1^T \text{Ln}(x)) \\ \text{Exp}(Z_2^T \text{Ln}(x)) \end{bmatrix}$$

Consider now the auxiliary dynamical system

$$\begin{bmatrix} \dot{y}_1 \\ \dot{y}_2 \end{bmatrix} = \begin{bmatrix} v_{b1} \\ v_{b2} \end{bmatrix} - \begin{bmatrix} L_{11}(x) & L_{12}(x) \\ L_{21}(x) & L_{22}(x) \end{bmatrix} \begin{bmatrix} w_1 \\ w_2 \end{bmatrix}$$

where we impose the constraint $\dot{y}_2 = 0$. It follows that

$$w_2 = -L_{22}(x)^{-1}(v_{b2} - L_{21}(x)w_1),$$

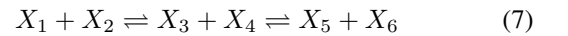
leading to the reduced auxiliary dynamics

$$\begin{aligned} \dot{y}_1 &= (v_{b1} - L_{12}(x)L_{22}(x)^{-1}v_{b2}) - \hat{L}(x)w_1 \\ &= P v_b - \hat{L}(x)w_1 \end{aligned}$$

Putting back in $w_1 = \text{Exp}(\hat{Z}_1^T \text{Ln}(x))$, making use of $\dot{x} = Z_1 \dot{y}_1 + Z_2 \dot{y}_2 = Z_1 \dot{y}_1 = \hat{Z} \dot{y}_1$, we then obtain the reduced network $\hat{\Sigma}$ given in (6). An appropriate choice of \mathcal{V}_r will ensure that some of the elements of x have derivative zero in $\hat{\Sigma}$ leading to lesser number of state variables in $\hat{\Sigma}$ as compared to Σ .

Assume that a given biochemical reaction network is asymptotically stable around an equilibrium. When perturbed from the equilibrium, such a reaction network has certain species reaching their equilibrium much faster than the remaining ones. The principle behind our model reduction method is to impose the condition that complexes entirely made up of such species remain at constant concentrations.

Example 4.2: We now consider an example of a simple reversible reaction network governed by Michaelis-Menten kinetics and apply the model reduction procedure described in this paper. This reaction is shown below.



For $i = 1, \dots, 6$, let x_i denote the concentration of X_i . Let v_1 and v_2 denote overall reaction rates in the forward direction of the first and the second reversible reactions respectively. For $i = 1, \dots, 4$, let K_{m_i} denote the Michaelis constant of X_i for the first reaction. For $i = 3, \dots, 6$, let $K_{m_{2i}}$ denote the Michaelis constant of X_i for the second reaction. For $i = 1, 2$, let k_i^f and k_i^r denote the forward and reverse rate constants of the i^{th} reaction. Define $x := \text{col}(x_1, x_2, x_3, x_4, x_5, x_6)$,

$$\begin{aligned} p_1(x) &:= \left(1 + \frac{x_1}{K_{m_{11}}} + \frac{x_2}{K_{m_{12}}} \right) \left(1 + \frac{x_3}{K_{m_{13}}} + \frac{x_4}{K_{m_{14}}} \right), \\ p_2(x) &:= \left(1 + \frac{x_3}{K_{m_{23}}} + \frac{x_4}{K_{m_{24}}} \right) \left(1 + \frac{x_5}{K_{m_{25}}} + \frac{x_6}{K_{m_{26}}} \right). \end{aligned}$$

Then $v_1 = \frac{k_1^f x_1 x_2 - k_1^r x_3 x_4}{p_1(x)}$ and $v_2 = \frac{k_2^f x_3 x_4 - k_2^r x_5 x_6}{p_2(x)}$. Now consider the reduced network

$$X_1 + X_2 \rightleftharpoons X_5 + X_6$$

obtained by deleting the complex $X_3 + X_4$ from the network (7). Applying the procedure described in this section, we obtain the following expression for the overall rate (v) in the forward direction of the reduced network:

$$v = \frac{k_3^f x_1 x_2 - k_3^r x_5 x_6}{1 + \frac{x_1}{K_{m_31}} + \frac{x_2}{K_{m_32}} + \frac{x_5}{K_{m_35}} + \frac{x_6}{K_{m_36}}}. \quad (8)$$

where $k_3^f, k_3^r, K_{m_31}, K_{m_32}, K_{m_35}, K_{m_36}$ are positive constants. Note that equation (8) represents the rate of a reaction governed by Michaelis-Menten kinetics. Thus for this example, our procedure yields a reduced model with 6 parameters while the original model has 12 parameters.

B. Effect of Model Reduction

In this section, we show the effect of our model reduction method on a particular type of networks with a single linkage class. In other words, we give an interpretation of our reduced model in terms of its corresponding full model for a particular type of networks. Note that deletion of a set of complexes in one linkage class does not affect the reactions of the other linkage classes of the network.

$$\text{Full Network: } C_1 \rightleftharpoons C_2 \rightleftharpoons C_3 \rightleftharpoons \dots \rightleftharpoons C_n \quad (9)$$

$$\text{Reduced Network: } C_1 \rightleftharpoons C_3 \rightleftharpoons \dots \rightleftharpoons C_n \quad (10)$$

Consider a reaction network with reversible reactions occurring between consecutive elements of the set of distinct complexes $\{C_1, C_2, \dots, C_n\}$ as in (9). The reduced network obtained by deleting the complex C_2 looks as in (10). Instead of the two reversible reactions, $C_1 \rightleftharpoons C_2$ and $C_2 \rightleftharpoons C_3$ in the full network, there is one reaction $C_1 \rightleftharpoons C_3$ in the reduced network. This reaction is a reversible reaction governed by enzyme kinetics. The expression for the rate of this reaction in terms of the expression for the rates of the first two reversible reactions of the full network can be found using the technique described in this section. All the remaining reactions of the reduced network occur in the same way as in the full network.

Assuming that the network is asymptotically stable around a certain equilibrium, when perturbed from the equilibrium, the transient behaviour of the metabolites involved in the complexes of the reduced model will approximately be the same as that of the full model if the metabolites involved in C_2 reach their steady states much faster than the remaining metabolites. In this case, we can safely impose the condition that the metabolites involved in C_2 are at constant concentration in order to obtain the reduced model (10) with similar transient behaviour as that of (9). The rule of induction may be applied in order to further reduce the model by deleting more complexes.

A special case of networks (9) is the following:

$$C_1 \rightleftharpoons C_2 \quad (11)$$

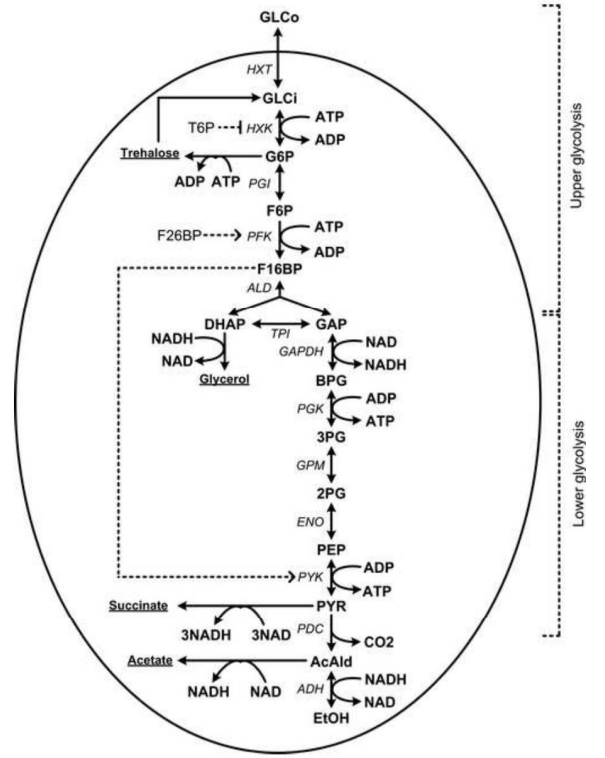


Fig. 2. The yeast glycolysis model as discussed in [14]. The figure is taken from [14].

Deletion of the complex C_2 in this case is equivalent to deletion of the linkage class from the network. Such a deletion provides a close approximation to the original network if the reaction (11) has very little effect on the dynamics of the network, i.e if the reaction reaches its steady state much faster than the remaining reactions of the network, assuming the network is asymptotically stable around a certain equilibrium.

Observe that for the model reduction of a given asymptotically stable biochemical reaction network governed by enzyme kinetics, it is important to determine which of the complexes are to be deleted so that the reduced model approximates the full model reasonably well.

V. YEAST GLYCOLYSIS MODEL

We have applied our model reduction procedure on the model of yeast glycolysis described in [14]. The schematic of the model is shown in Fig. 2. The corresponding detailed mathematical model can be found in [14].

For the modelling, we have considered the following as external fluxes:

- in/efflux of extracellular glucose (Glco) to/from intracellular glucose (GlcI);
- constant influx of trehalose to GlcI;
- constant efflux of trehalose from glucose 6-phosphate (G6P);
- constant efflux of glycerol from dihydroxyacetone phosphate (DHAP);

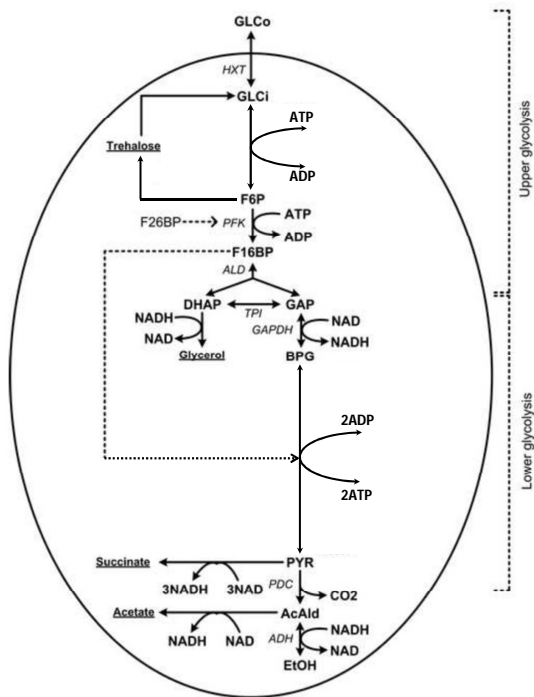


Fig. 3. The reduced model of yeast glycolysis. The figure is a modified form of the original glycolysis model in [14].

- efflux of succinate from pyruvate (PYR) proportional to the concentration of PYR;
- efflux of acetate from acetaldehyde (AcAld) proportional to the concentration of AcAld;
- in/efflux of ethanol to/from AcAld catalyzed by alcohol dehydrogenase (ADH).

The reactions of the network are governed by enzyme kinetics and we can write the equations of the model in the same form as (5). Conditions of a glucose pulse as described in [14] are assumed for the model. According to these conditions, for $t < 0$, concentrations of GLCo and ATP are 0.2 mM and 5 mM respectively, and for $t \geq 0$, these are equal to 5 mM and 2.5 mM respectively. It is assumed that ethanol (EtOH) has a constant concentration and the network is at equilibrium for $t < 0$. With these conditions, it is found that the model is asymptotically stable as $t \rightarrow \infty$.

Various combinations of complexes have been considered for deletion in order to obtain a reduced model that closely mimics the transient behaviour of the original model. It is found that deletion of the complexes G6P, 3-phosphoglycerate (3PG), 2-phosphoglycerate (2PG) and phosphoenolpyruvate (PEP) from the original model produces the best results in this respect. The schematic of the reduced model is shown in Fig. 3.

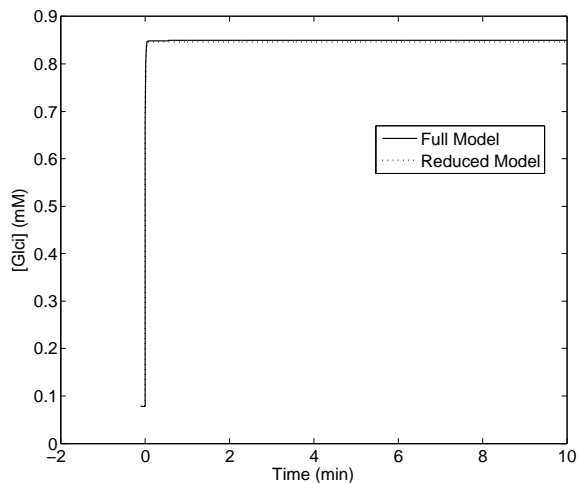


Fig. 4. Concentration of Glci vs time

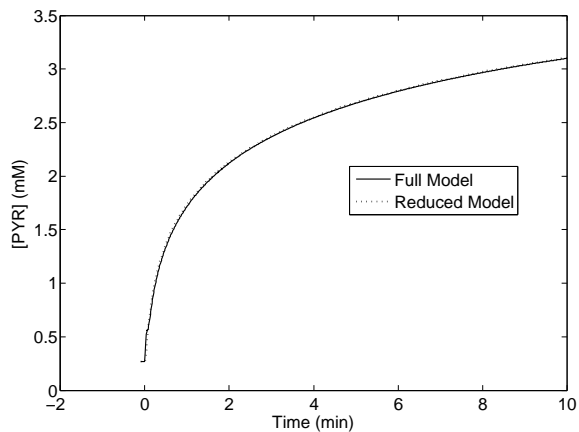


Fig. 5. Concentration of PYR vs time

It is observed that there is a good agreement between the transient behaviours of most of the metabolites when comparing the original model to the reduced model. This implies that in the original model, under the given conditions of the glucose pulse, the metabolites G6P, 3PG, 2PG and PEP reach their steady states much faster than the remaining metabolites of the network. Thus imposing that these metabolites stay at a constant concentration has very little effect on the dynamics of the network. The graphs of comparison of the evolution of concentrations of Glci and PYR are shown in Figures 4 and 5 respectively.

VI. CONCLUSION

In this paper, we have outlined a method for model reduction of biochemical reaction networks that are asymptotically stable around an equilibrium. When perturbed from the equilibrium, such a reaction network has certain species reaching their equilibrium much faster than the remaining ones. The principle behind our model reduction method is to impose

the condition that a few of such species remain at constant concentrations. This is achieved by deletion of complexes entirely made up of such species from the complex graph of the network. Apart from a reduction in the number of state variables, our model reduction method also leads to a reduction in the number of reactions and parameters of the model. We have applied our method on a yeast glycolysis model and have observed a good agreement between the transient behaviours of the original and the reduced models.

REFERENCES

- [1] B. Bollobas, *Modern Graph Theory*, Graduate Texts in Mathematics 184, Springer, New York, 1998.
- [2] M. Feinberg, "Chemical reaction network structure and the stability of complex isothermal reactors -I. The deficiency zero and deficiency one theorems", *Chemical Engineering Science*, 43(10), pp. 2229–2268, 1987.
- [3] H.M. Härdin, *Handling Biological Complexity: As simple as possible but not simpler*, Ph.D. Thesis, Vrije Universiteit Amsterdam, 2010.
- [4] F. Horn and R. Jackson, "General mass action kinetics", *Arch. Rational Mech. Anal.*, 47, pp. 81–116, 1972.
- [5] F.J.M. Horn, "Necessary and sufficient conditions for complex balancing in chemical kinetics", *Arch. Rational Mech. Anal.*, 49, pp. 172–186, 1972.
- [6] G. Kron, *Tensor Analysis of Networks*, Wiley, 1939.
- [7] N.M.D. Niezink, "Consensus in networked multi-agent systems", Master's thesis in Applied Mathematics, Faculty of Mathematics and Natural Sciences, University of Groningen, August 2011.
- [8] T.P. Prescott, A. Papachristodoulou, "Guaranteed error bounds for structured complexity reduction of biochemical networks," *Journal of Theoretical Biology*, vol. 304, pp. 172-182, 2012.
- [9] S. Rao, B. Jayawardhana, A.J. van der Schaft, "On the graph and systems analysis of reversible chemical reaction networks with mass action kinetics," *Proc. IEEE American Control Conference*, Montreal, June 2012.
- [10] E.D. Sontag, "Structure and stability of certain chemical networks and applications to the kinetic proofreading model of T-cell receptor signal transduction", *IEEE Trans. Autom. Control*, 46(7), pp. 1028–1047, 2001.
- [11] M. Sunnåker, G. Cedersund, M. Jirstrand, "A method for zooming of nonlinear models of biochemical systems," *BMC Systems Biology*, 5:140, 2011.
- [12] A.J. van der Schaft, "Characterization and partial synthesis of the behavior of resistive circuits at their terminals", *Systems & Control Letters*, 59, pp. 423–428, 2010.
- [13] A. van der Schaft, S. Rao, B. Jayawardhana, "On the mathematical structure of balanced chemical reaction networks governed by mass action kinetics," submitted. Pre-print is available at: <http://arxiv.org/abs/1110.6078>
- [14] K. van Eunen, J.A.L. Kiewiet, H.V. Westerhoff and B.M. Bakker (2012), "Testing Biochemistry Revisited: How In Vivo Metabolism Can Be Understood from In Vitro Enzyme Kinetics", *PLoS Computational Biology*, 8(4): e1002483, 2012.