

# Measuring and Analysing Marginal Systemic Risk Contribution using *CoVaR*: A Copula Approach

Brice Hakwa

*Fachbereich C - Mathematik - Stochastik, Bergische Universität Wuppertal*

Manfred Jäger-Ambrożewicz

*Hochschule für Technik und Wirtschaft Berlin - University of Applied Sciences HTW Berlin*

Barbara Rüdiger

*Fachbereich C - Mathematik - Stochastik, Bergische Universität Wuppertal*

---

## Abstract

This paper is devoted to the quantification and analysis of the marginal risk contribution of a given single financial institution  $i$  to the risk of a financial system  $s$ . Our work expands on the *CoVaR* concept proposed by Adrian and Brunnermeier [2] as a tool for the measurement of marginal systemic risk contribution. We first give a mathematical definition of  $CoVaR_{\alpha}^{s|L^i=l}$ . Our definition improves the *CoVaR* concept by expressing  $CoVaR_{\alpha}^{s|L^i=l}$  as a function of a state  $l$  and of a given probability level  $\alpha$  relative to  $i$  and  $s$  respectively. Based on copula theory we connect  $CoVaR_{\alpha}^{s|L^i=l}$  to the partial derivatives of Copula through their probabilistic interpretation (Conditional Probability). Using this we provide a closed formula for the calculation of  $CoVaR_{\alpha}^{s|L^i=l}$  for a large class of (marginal) distributions and dependence structures (linear and non-linear). Our formula allows a better analysis of systemic risk using *CoVaR* in the sense that it allows us to define  $CoVaR_{\alpha}^{s|L^i=l}$  depending on the marginal distributions of the losses  $L^i$  and  $L^s$  of  $i$  and  $s$  respectively on the one hand and the copula of  $L^i$  and  $L^s$  on the other hand. We discuss the implications of this in the context of the quantification and analysis of systemic risk contributions. We will, for example, highlight some of the effects of the marginal distribution  $F_s$  of  $L^s$ , the dependence parameter  $\rho$ , and the condition  $C(L^i)$  on  $CoVaR_{\alpha}^{s|C(L^i)}$ .

*Keywords:* *VaR*, *CoVaR*, Systemic risk, Copula, Conditional Probability

*AMS subject classifications:* 90A09, 91B30, 91B82, 91G10, 91G40, 62H99, 62H20, 62P05.

---

## 1. Introduction

With the last crisis it became clear that the failure of certain financial institutions (the so called system relevant financial institutions) can produce an adverse impact on whole financial system. The inability of standard risk-measurement tools like Value-at-Risk (*VaR*) to capture this systemic nature of risk (since their focus is on an institution in isolation: micro risk management) poses a new risk-management challenge to the financial regulators and academics. We can summarise this into two questions:

1. How to identify System-relevant Financial Institutions ?
2. How to quantify the marginal risk contribution of one single financial institute to the system ?

As an academic response to this problems, Adrian and Brunnermeier proposed *CoVaR* ([2]) as a model to analyse the marginal adverse financial effect of a distressed single financial

---

*Email addresses:* hakwa@uni-wuppertal.de (Brice Hakwa),  
Manfred.Jaeger-Ambrozewicz@HTW-Berlin.de (Manfred Jäger-Ambrożewicz ),  
ruediger@uni-wuppertal.de (Barbara Rüdiger)

institution on the financial system. They defined the risk measure *CoVaR* as the Value at Risk (*VaR*) of the financial system conditional to the state of the loss of a single institution and quantify the institution's marginal risk contribution (how much an institution adds to the risk of the system) by the measure  $\Delta CoVaR$ . This is defined as the difference between *CoVaR* conditional to the institution under distress and the *CoVaR* conditional to the institution in a normal state.

Thus the implementation of *CoVaR* involves variables characterising a single financial institution  $i$  (e.g.  $L^i$ ) and the financial system  $s$  (e.g.  $L^s$ ) respectively and variables characterising the interdependency structure within the financial system and between single financial institutions and the financial system  $s$ . This macro-dimension of *CoVaR* allows the integration of the dependence structure of  $i$  and  $s$  in the risk-measurement contrary to the standard risk measures ("micro-risk measure" e.g. *VaR*) where only variables characterising the financial institution alone are considered. The *CoVaR* concept can be thus used by regulatory institutions as a macro-prudential tool (or as a basis for the development of other tools) to identify systemically relevant financial institutions and to set the adequate capital requirements.

But its calculation represents an open problem.

But its computation represents an open problem. Although some approaches have been proposed, Adrian and Brunnermeier [2] proposed for example an estimation method based on "linear quantile regression", Gauthier et al. [28] adopted a simulation based approach, Jäger-Ambrożewicz [35] developed a closed formula for the special case that the joint distribution of financial system characteristic variable is of the Gaussian type. In all these approaches there are some difficulties to flexibly model the stochastic behaviors of financial institution's specific variables and their dependence structure (interconnection) within a financial system, since only linear dependence are considered.

Our aim is thus to provide a more flexible framework for the implementation of the *CoVaR* concept which allows the integration of stylised features of marginal losses as skewness, fat tails and interdependence properties like linear, non-linear and positive or negative tail dependence. To do this we first propose an improved definition of *CoVaR* which makes it mathematically tractable (see def. 3), and based on copula theory we propose a general analytical formula for *CoVaR* (see Theorem 4). We use our formula to make some theoretical analyses and computations related to *CoVaR*.

We conclude this article by applying our formula to compute the  $CoVaR_{\alpha}^{s|L^i=l}$  in the Gaussian copula (Section 5.1), t-copula (Section 5.2), and Gumbel copula setting (Section 5.3.1) respectively. We discuss the results of our computation and draw from this some interesting conclusions. We also give a general formula for  $CoVaR_{\alpha}^{s|L^i=l}$  in the Archimedian copula setting (Section 5.3).

### 1.1. Definition of *CoVaR* and $\Delta CoVaR$

We recall here the definition of the value at risk (*VaR*) in order to define the  $CoVaR^{s|i}$  as a conditional *VaR* following Adrian and Brunnermeier ([2]).

**Definition 1** (Value at Risk). *Given some confidence level  $\alpha \in (0, 1)$  the *VaR* of a portfolio at the confidence level  $\alpha$  is given by the smallest number  $l$  such that the probability that the loss  $L$  exceeds  $l$  is no larger than  $(1 - \alpha)$ . Formally*

$$\begin{aligned} VaR_{\alpha} &:= \inf \{l \in \mathbb{R} : Pr(L > l) \leq 1 - \alpha\} \\ &= \inf \{l \in \mathbb{R} : Pr(L \leq l) \geq \alpha\}. \end{aligned}$$

In order to give a probabilistic interpretation of  $VaR_{\alpha}$ , we will employ the notation of quantiles as provided in the following definition (cf. [42] def. 2.12).

**Definition 2** (Generalised inverse and quantile function).

1. *Given some increasing function  $T : \mathbb{R} \rightarrow \mathbb{R}$ , the generalised inverse of  $T$  is defined by  $T(y) := \inf \{x \in \mathbb{R} : T(x) \geq y\}$ .*
2. *Given some distribution function  $F$ , the generalised inverse  $F^{\leftarrow}$  is called the quantile function of  $F$ . For  $\alpha \in (0, 1)$  we have*

$$q_{\alpha}(F) = F^{\leftarrow}(\alpha) := \inf \{x \in \mathbb{R} : F(x) \geq \alpha\}.$$

Note that, if  $F$  is continuous and strictly increasing, we simply have

$$q_\alpha(F) = F^{-1}(\alpha), \quad (1)$$

where  $F^{-1}$  is the (ordinary) inverse of  $F$ . Thus suppose that the distribution  $F$  of the loss  $L$  is continuous and strictly increasing. It follows

$$VaR_\alpha = F^{-1}(\alpha). \quad (2)$$

We note that typical values taken for  $\alpha$  are 0.99 or 0.995.

**Assumption 1.** *Henceforth we consider only random variables which have strictly positive density function. Also in case we consider a bivariate joint distribution  $H(x, y)$  we assume that it has a density and its marginal distributions have strictly positive densities.*

So due to this assumption all considered distribution functions  $F$  are continuous and strictly increasing. Such an  $F$  is thus invertible and  $F^{-1}$  denotes the unique inverse of  $F$ . Let  $L^i$  be the loss of the financial institution  $i$  and  $L^s$  the loss of the system  $s$  without the institution  $i$ . At least since the financial crisis it is clear that the dependency between the system and the institution  $i$  must be analysed more seriously. A step towards such an analysis is done by explicitly defining *CoVaR*. Adrian and Brunnermeier denote by  $CoVaR_\alpha^{s|C(L^i)}$  the value of an institution  $s$  (or a financial system) conditional on some event  $C(L^i)$  depending on the loss  $L^i$  of an institution  $i$ . Thus  $CoVaR_\alpha^{s|C(L^i)}$  can be implicitly defined as the  $\alpha$ -quantile of the conditional probability of the system's loss.

$$Pr\left(L^s \leq CoVaR_\alpha^{s|C(L^i)} | C(L^i)\right) = \alpha. \quad (3)$$

They analysed in their work [2] the case that the condition  $C(L^i)$  refers to the loss  $L^i$  of institution  $i$  being exactly at its value at risk or more generally being exactly at some specific value  $l$ . We have in this case in the context of (3) the following expression,

$$Pr\left(L^s \leq CoVaR_\alpha^{s|L^i=l} | L^i = l\right) = \alpha. \quad (4)$$

Due to assumption 1

$$Pr(L^i = l) = 0, \text{ for any } l \in \mathbb{R}.$$

However we can define in the context of assumption 1, a conditional probability of the form:  $Pr(L^s \leq h | L^i = l)$  for fixed  $l$  as a function of  $h$  as follows [cf. [14] p. 72] or [24] p. 71].

$$\begin{aligned} Pr(L^s \leq h | L^i = l) &=: R_l(h) \\ &= \int_{-\infty}^h \frac{f(l, y)}{f_i(l)} dy. \end{aligned} \quad (5)$$

Where  $f_i(x) = \int_{-\infty}^{+\infty} f(x, y) dy$  is the marginal density of  $L^i$ .

Note that (5) is defined only when  $f_i(l) \neq 0$ ; however, if  $\mathcal{S} = \{(l, y) : f_i(l) \neq 0\}$ , then  $Pr((L^i, L^s) \in \mathcal{S}) = 0$ .

**Remark 1.** Due to assumption 1 we have that,

- the functions  $R_l$  is well defined. (since  $f_i(l) > 0, \forall l \in \mathbb{R}$ ),
- $R_l(h)$  is strictly increasing and continuous.

As  $R_l(h)$  is strictly increasing, it follows that its is invertible. Based on this we provide a alternative definition for  $CoVaR_\alpha^{s|L^i=l}$  which is more tractable from a mathematical point of view than that proposed by Adrian and Brunnermeier.

**Definition 3.** *Assume that  $L^i$  and  $L^s$  have density which satisfy assumption 1. Then for a given  $\alpha \in (0, 1)$  and for a fixed  $l$ ,  $CoVaR_\alpha^{s|L^i=l}$  is defined as:*

$$\begin{aligned} CoVaR_\alpha^{s|L^i=l} &:= \inf \{h \in \mathbb{R} : Pr(L^s > h | L^i = l) \leq 1 - \alpha\} \\ &:= \inf \{h \in \mathbb{R} : Pr(L^s \leq h | L^i = l) \geq \alpha\} \\ &= R_l^{-1}(\alpha). \end{aligned} \quad (6)$$

**Definition 4** ( $\Delta CoVaR_\alpha^{s|i}$ ). *Adrian and Brunnermeier denote by  $\Delta CoVaR_\alpha^{s|i}$  the difference between  $CoVaR_\alpha^{s|C(L^i)}$  condition on the institution  $i$  being under distress and the  $CoVaR_\alpha^{s|C(L^i)}$  condition on the institution having mean loss.*

$$\Delta CoVaR_\alpha^{s|i} = CoVaR_\alpha^{s|L^i=VaR_\alpha^i} - CoVaR_\alpha^{s|L^i=E(L^i)}. \quad (7)$$

$\Delta CoVaR_\alpha^{s|i}$  is used as measure to quantify the marginal risk contribution of a single institution  $i$  to the risk of the system.

We will find in the next a closed analytical formula in terms of copula in the context of definition 3 (see Theorem 4).

## 2. A Brief Introduction to Copulas

In this section we introduce the notion of copula and give some basic definitions and important properties needed later. Our focus is on properties that will be helpful when connecting copulas to conditional probabilities and analyzing  $CoVaR_\alpha^{s|L^i=l}$  and  $\Delta CoVaR_\alpha^{s|i}$  (for detailed analysis of copulas, we refer the reader to e.g. [36], [42], [44] or [47] and the references therein).

### 2.1. Preliminary

In order to introduce the concept of a copula, we recall some important remarks upon which it is built.

**Remark 2** (cf. [42] proposition. 5.2).

1. **Quantile transformation.** If  $U \sim U(0, 1)$  is standard uniform distributed, then

$$Pr(F^{-1}(U) \leq x) = F(x).$$

2. **Probability transformation.** Assume  $F$  is a distribution function such that its inverse function  $F^{-1}$  is well defined. Let  $X$  be a random variable with distribution function  $F$ , then  $F(X)$  has a uniform standard distribution

$$F(X) \sim U(0, 1).$$

### 2.2. Definition and basic properties of Copula

**Definition 5** (2-dimensional copula (cf. [44] def. 2.2.2)). *A 2-dimensional copula is a (distribution) function  $C : [0, 1]^2 \rightarrow [0, 1]$  with the following satisfying:*

- *Boundary conditions:*

- 1) *For every  $u \in [0, 1] : C(0, u) = C(u, 0) = 0$ .*
- 2) *For every  $u \in [0, 1] : C(1, u) = u$  and  $C(u, 1) = u$ .*

- *Monotonicity condition:*

- 3) *For every  $(u_1, u_2), (v_1, v_2) \in [0, 1] \times [0, 1]$  with  $u_1 \leq u_2$  and  $v_1 \leq v_2$  we have*

$$C(u_2, v_2) - C(u_2, v_1) - C(u_1, v_2) + C(u_1, v_1) \geq 0.$$

Conditions (1) and (3) implies that the so defined 2-copula  $C$  is a bivariate joint distribution function (cf. [44] def. 2.3.2) and condition (2) implies that the copula  $C$  has standard uniform margins. We present now some important basic properties of copulas which we will use below (cf. [44] chap. 2). All this is summarised in the following theorem.

**Theorem 1** (cf. [44] Thm. 2.2.7). *Let  $C$  be a copula. For any  $v \in [0, 1]$ , the partial derivative  $\partial C(u, v) / \partial u$  exists for almost all  $u$ , and for such  $v$  and  $u$*

$$0 \leq \frac{\partial C(u, v)}{\partial u} \leq 1.$$

*Similarly, for any  $u \in [0, 1]$ , the partial derivative  $\partial C(u, v) / \partial v$  exists for almost all  $v$ , and for such  $u$  and  $v$*

$$0 \leq \frac{\partial C(u, v)}{\partial v} \leq 1.$$

*Furthermore, the functions  $u \mapsto \partial C(u, v) / \partial v$  and  $v \mapsto \partial C(u, v) / \partial u$  are defined and non-decreasing everywhere on  $[0, 1]$ .*

The following theorem makes the copula theory attractive as tool for stochastic modeling because it links joint distributions to one-dimensional marginal distributions.

**Theorem 2** (Sklar's theorem, cf. [44] Thm. 2.3.3). *Let  $H$  be a joint distribution function with marginal distribution functions  $F$  and  $G$ . Then there exists a copula  $C$  such that for all  $x, y \in \mathbb{R} \cup \{-\infty\} \cup \{+\infty\}$*

$$H(x, y) = C[F(x), G(y)]. \quad (8)$$

*If  $F$  and  $G$  have density, then  $C$  is unique. Conversely, if  $C$  is a copula and  $F$  and  $G$  are distribution functions, then the function  $H$  defined by (8) is a joint distribution function with margins  $F$  and  $G$ .*

This theorem is very important because it asserts that, using copula function, it is possible to represent each bivariate distribution function as a function of univariate distribution function. Thus, we can use the copula to extract the dependence structure among the components  $X$  and  $Y$  of the vector  $(X, Y)$ , independently of the marginal distribution  $F$  and  $G$ . This allows us to model the dependence structure and marginals separately.

**Remark 3.** Assume  $(X, Y)$  is a bivariate random variables with copula  $C$  and joint distribution  $H$  satisfying assumption 1, with marginals distribution function  $F$  and  $G$ . Then the transformed randoms variables  $U = F(X)$  and  $V = F(Y)$  have standard uniform distribution and  $C(U, V)$  is the joint distribution of  $(U, V)$ . In fact

$$C(u, v) = C(\Pr(U \leq u), \Pr(V \leq v)).$$

**Corollary 3** (cf. e.g. [44] co. 2.3.7). *Let  $H$  denote a bivariate distribution function with margins  $F$  and  $G$  satisfying assumption 1. Then there exist a unique copula  $C$  such that for all  $(u, v) \in [0, 1]^2$  it holds:*

$$C(u, v) = H(F^{-1}(u), G^{-1}(v)).$$

### 3. Computing and Analysing systemic Risk Contribution with $CoVaR_\alpha^{s|L^i=l}$ : A Copula Approach

In this section we provide a copula based framework for the calculation and the theoretical analysis of  $CoVaR_\alpha^{s|L^i=l}$  as tool for the measurement of systemic risk contribution. To do this we will relate the notion of conditional probability to copulas and rewrite the implicit definition of  $CoVaR_\alpha^{s|L^i=l}$  in terms of copula. Based on this we will derive some useful results. Specifically, we will obtain a closed formula which will provide a general framework for the flexible calculation and analysis of  $CoVaR_\alpha^{s|L^i=l}$  in many stochastic settings. Based on this formula we will highlight some important properties of  $CoVaR_\alpha^{s|L^i=l}$  and  $\Delta CoVaR_\alpha^{s|i}$ .

#### 3.1. Computation of $CoVaR_\alpha^{s|L^i=l}$ using Copula

We propose here in the following theorem a general framework for computing  $CoVaR_\alpha^{s|L^i=l}$  analytically. Our approach is based on the copula representation of conditional probability.

**Theorem 4.** Let  $L^i$  and  $L^s$  be two random variables representing the loss of the system  $i$  and institution  $s$  with marginal distribution functions  $F_s$  and  $F_i$  respectively. Let  $H$  be the joint distribution of  $L^i$  and  $L^s$  with the corresponding bivariate copula  $C$ , i.e.

$$H(x, y) = C(F_i(x), F_s(y)).$$

Let us assume assumption 1 and

$$g(v, u) := \frac{\partial C(u, v)}{\partial u}$$

is invertible with respect to the parameter  $v$ . Then for all  $l \in \mathbb{R}$   $CoVaR_\alpha^{s|L^i=l}$  at level  $\alpha$ ,  $0 < \alpha < 1$  is given by

$$CoVaR_\alpha^{s|L^i=l}(\alpha) = F_s^{-1}(g^{-1}(\alpha, F_i(l))) \quad \forall \alpha \in [0, 1]. \quad (9)$$

PROOF. Recall that the implicit definition of  $CoVaR_\alpha^{s|L^i=l}$  is given by:

$$\begin{aligned} Pr(L^s \leq CoVaR_\alpha^{s|L^i=l} | L^i = l) &= \alpha \\ \Leftrightarrow Pr(F_s(L^s) \leq F_s(CoVaR_\alpha^{s|L^i=l}) | F_i(L^i) = F_i(l)) &= \alpha. \end{aligned}$$

Let  $V = F_s(L^s)$ ,  $U = F_i(L^i)$ ,  $v = F_s(CoVaR_\alpha^{s|L^i=l})$  and  $u = F_i(l)$  i.e.

$$\begin{aligned} Pr(L^s \leq CoVaR_\alpha^{s|L^i=l} | L^i = l) &= Pr(F_s(L^s) \leq F_s(CoVaR_\alpha^{s|L^i=l}) | F_i(L^i) = F_i(l)) \\ &= Pr(V \leq v | U = u). \end{aligned}$$

Due to assumption 1 it follows from remark 2 that  $V$  and  $U$  are standard uniform distributed. In this case we can refer to ([14] eq. (4.4)) and ([47] p. 263)) and compute the conditional probability  $Pr(V \leq v | U = u)$ , as follows:

$$\begin{aligned} Pr(V \leq v | U = u) &= \lim_{\Delta u \rightarrow 0^+} \frac{Pr(V \leq v, u \leq U \leq u + \Delta u)}{Pr(u \leq U \leq u + \Delta u)} \\ &= \lim_{\Delta u \rightarrow 0^+} \frac{Pr(U \leq u + \Delta u, V \leq v) - Pr(U \leq u, V \leq v)}{Pr(U \leq u + \Delta u) - Pr(U \leq u)} \\ &= \lim_{\Delta u \rightarrow 0^+} \frac{C(u + \Delta u, v) - C(u, v)}{\Delta u} \\ &= \frac{\partial C(u, v)}{\partial u} = g(u, v). \end{aligned}$$

Now we are able to derive the explicit expressions of  $CoVaR_\alpha^{s|L^i=l}$  provided that, the function  $g$  is invertible with respect to the "non-conditioning" variable  $v$ . In this case we can write  $v$  as a function of  $\alpha$ ,  $u$  as follow

$$v = g^{-1}(\alpha, u).$$

Using  $v = F_s(CoVaR_\alpha^{s|L^i=l})$  and  $u = F_i(l)$  we obtain

$$F_s(CoVaR_\alpha^{s|L^i=l}) = g^{-1}(\alpha, F_i(l)).$$

Thus

$$CoVaR_\alpha^{s|L^i=l} = F_s^{-1}(g^{-1}(\alpha, F_i(l))). \quad \blacksquare$$

In practice the conditional level  $l$  for the financial institution  $i$  is implicitly defined by a given confidence level  $\beta$  such that

$$l = F_i^{-1}(\beta), \quad (10)$$

$\beta$  is specified by the regulatory institution. It represents the probability with which the financial institution  $i$  remains solvent over a given period of time horizon. Base on this information we can express  $CoVaR_\alpha^{s|L^i=l}$  as follow:

$$CoVaR_\alpha^{s|L^i=l} = F_s^{-1}(g^{-1}(\alpha, \beta)). \quad (11)$$

We remark that for a given marginal distribution of the system's losses  $F_s$  the above expression of  $CoVaR_\alpha^{s|L^i=l}$  has only as input parameter  $\alpha$  and  $\beta$ . This motivates the following definition.

**Definition 6.**

$$CoVaR_\alpha^\beta := CoVaR_\alpha^{s|L^i=l}$$

**Remark 4.** Equation (11) is very important because it asserts that in the practice  $CoVaR_\alpha^{s|L^i=l}$  (or  $CoVaR_\alpha^\beta$ ) contrary to standard risk-measurement tools like Value-at-Risk ( $VaR$ ) does not depend of the marginal distribution  $F_i$  but depends only on the marginal distribution of the system's losses  $F_s$  and the copula between the financial institution  $i$  and the financial system  $s$ .

**Remark 5.** We can see from equation (9) that  $CoVaR_\alpha^{s|L^i=l}$  is nothing other than a quantile of the loss distribution  $F_s$  of the system  $s$  at the level  $\tilde{\alpha} = g^{-1}(\alpha, F_i(l))$  i.e.

$$CoVaR_\alpha^{s|L^i=l} = F_s^{-1}(\tilde{\alpha}). \quad (12)$$

Equation (12) asserts that  $CoVaR_\alpha^{s|L^i=l}$  is just a value at risk of the whole financial system at a transformed level  $\tilde{\alpha} = g^{-1}(\alpha, F_i(l))$ . This fact motivates the following corollary, which connects  $CoVaR_\alpha^{s|L^i=l}$  to the value at risk at the level  $\alpha$  of the financial system ( $VaR_\alpha^s$ ). Recall that under assumption 1 the value at risk of the system at the level  $\tilde{\alpha}$  of  $L^s$  is in this case given by

$$VaR_{\tilde{\alpha}}^s = F_s^{-1}(\tilde{\alpha}).$$

That is

$$CoVaR_\alpha^{s|L^i=l} = VaR_{\tilde{\alpha}}^s$$

**Corollary 5.** *Provided that the function  $g(v, u) := \frac{\partial C(u, v)}{\partial u}$  is invertible with respect to the "non-conditioning" variable  $v$ , the equivalent confidence level  $\tilde{\alpha}$ , which makes the Value at Risk of a financial system  $VaR^s$  equivalent to the  $CoVaR_\alpha^{s|L^i=l}$  at level  $\alpha$  is given by:*

$$\tilde{\alpha} = g^{-1}(\alpha, u) \quad \text{with } u = F_i(l). \quad (13)$$

Hence, in general, given a condition quantile at the level  $\alpha$ , we can find the corresponding unconditional quantile by transforming the conditional level  $\alpha$  to a unconditional level  $\tilde{\alpha}$  through the transformation function  $g^{-1}$ . Based on the fact that  $CoVaR_\alpha^{s|L^i=l}$  can be expressed as a quantile. We can simplify the expression of  $CoVaR_\alpha^{s|L^i=l}$  in a linear function when  $L^s$  is assumed to have a univariate normal distribution. In fact if a random variable  $X$  follows a normal distribution with mean  $\mu$  and standard deviation  $\sigma$ . Then the transformed random variable  $Z = \frac{X-\mu}{\sigma}$  is standard normal distributed. This motivates the following proposition.

**Proposition 1.** *If the loss of the financial system  $L^s$  is assumed to be normal distributed with mean  $\mu_s$  and standard deviation  $\sigma_s$ . Then*

$$CoVaR_\alpha^{s|L^i=l} = \sigma_s \Phi^{-1}(\tilde{\alpha}) + \mu_s, \quad (14)$$

with  $\tilde{\alpha}$  defined as in equation (13). Where  $\Phi$  denotes the standard normal distribution function.

That means  $CoVaR_\alpha^{s|L^i=l}$  is in this case a linear function with respect to the transformation  $\Phi^{-1}(\tilde{\alpha})$ .

PROOF. Assume that  $L^s$  is normal distributed with mean  $\mu_s$  and standard deviation  $\sigma_s$ . Let  $N_s$  be the distribution function of  $L^s$  then from (12) we have

$$CoVaR_\alpha^{s|L^i=l} = N_s^{-1}(\tilde{\alpha}).$$

And using the fact that any arbitrary normal distribution can be transformed to a standard normal distribution we obtain

$$CoVaR_\alpha^{s|L^i=l} = \sigma_s \Phi^{-1}(\tilde{\alpha}) + \mu_s \quad \blacksquare$$

**Corollary 6.** *Under the same conditions as the previous proposition,  $\Delta CoVaR_\alpha^{s|i}$  can be compute as follow*

$$\Delta CoVaR_\alpha^{s|i} = \sigma_s (\Phi^{-1}(\tilde{\alpha}_d) - \Phi^{-1}(\tilde{\alpha}_m)) \quad (15)$$

Where  $\tilde{\alpha}_d$  and  $\tilde{\alpha}_m$  are the transformed level defining according to the corollary 5 when institution  $i$  is under distress and institution having mean loss respectively.

In the following remark we summarise some properties of  $CoVaR_\alpha^{s|L^i=l}$  as monetary measures of risk with particular attention to the concept of coherent risk measures [[6] [25] def. 4.5]. This summaries according to [6], properties that a good risk measure should have.

**Remark 6.** As  $CoVaR_\alpha^{s|L^i=l}$  can be expressed as quantile of the distribution of the system's loss  $F_s$  with respect to the transformed level  $\tilde{\alpha}$ . It follows that  $CoVaR_\alpha^{s|L^i=l}$  as a function of  $\tilde{\alpha}$  has the same properties like value at risk as a function of a level  $\alpha$ .

In particular following properties.

**Property 1.** •  $CoVaR_\alpha^{s|L^i=l}$  is a coherent measure of risk under elliptical distributions (cf. [42] ex. 6.7).

- $CoVaR_\alpha^{s|L^i=l}$  increases when the marginal distribution of the system ( $F_s$ ) has leptokurtosis (heavy-tailed) and positive skewness. (cf. [5] IV.2.8.1).

One important advantage of our formula is that, the expression of  $CoVaR_\alpha^{s|L^i=l}$  (see eq. (9)) can be separated into two distinct components.

1. On the one hand the marginal distributions  $F_i$  and  $F_s$ , which represent the purely univariate features of the single financial institution  $i$  and the financial system  $s$  respectively.
2. On the other hand the function  $g^{-1}$ , which represents the dependency structure between the single financial institution  $i$  and the system  $s$ ).

This separation is very important for the analysis of systemic risk property of our formula. First, because it describes how the systemic contribution of one given financial institution depends on its marginal distributions  $F_i$  and the marginal of the financial system  $F_s$ . Secondly, because it allows us to appreciate the effect of the copula of the systemic risk contribution.

#### 4. Tail Events and Systemic Crisis

As asserted by Adrian and Brunnermeier [2], the main idea of Systemic risk measurement is to capture the potential for the spreading of financial distress across institutions by gauging the increase in tail comovement (e.g. The prefix *Co* in [2] refers to conditional, contagion, or comovement).

**Definition 7.** *Forbes and Rigobon [27] define contagion as a significant increase in cross-market linkages after a shock to one market (or a group of markets).*

**Remark 7.** During the crisis, the contagion effect appears to amplify the concentration of the financial system leading to an increase in probability that single financial institutions fail together with the whole financial system or that a large number of financial institutions fail simultaneously. (see Figure 1).



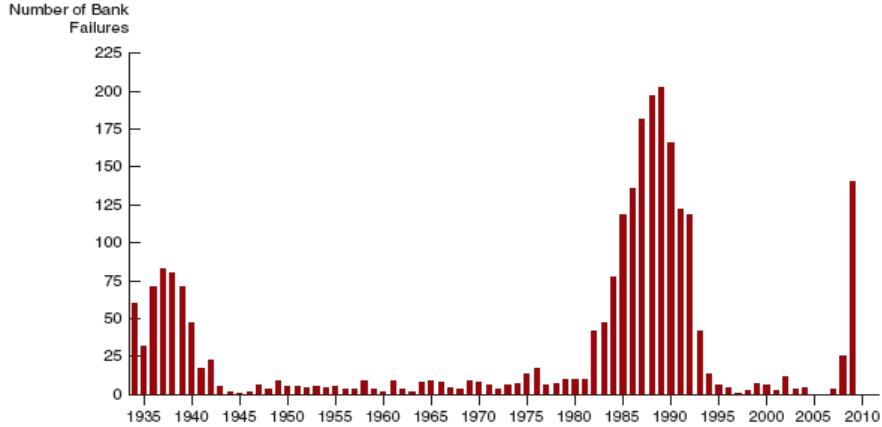


Figure 1: Bank Failures in the United States, from 1934 to 2009 (Source: [43] p. 443)

The argumentation above highlights three important features of systemic risk.

1. Systemic risk involves comovement.
2. Systemic risk concerns a precise region of the involved losses distribution (e.g. the tail by Adrian and Brunnermeier [2] or the Distress region by [48] and [33]). Bernard et al. [9] and Hauptmann and Zagst [33] have taken this fact into consideration and proposed alternative definitions of *CoVaR* and systemic risk measure respectively.
3. Systemic risk involves contagion.

Hence in the context of the analysis and the measurement of systemic risk. The dependence between the financial institution  $i$  and the financial market  $s$  have to be considered only in a determined region of their joint distribution. (e.g. in the Tail or in Distress region).

One way to do this would be to use dependence measures which allow the measurement of the dependence only in a defined region (cf. [40] chap. 6). For example in the case where the dependence structure is controlled by the correlation coefficient  $\rho$ , which is the case for elliptical copulas (e.g. Gaussian and t Copula). The conditional correlation coefficient has to be used instead of the unconditional correlation coefficient.

**Definition 8** (cf. [40] def. 6.2.1). *Let  $U$  and  $V$  be two real random variables and  $A$  a subset of  $\mathbb{R}$  such that  $Pr(V \in A) > 0$ . The conditional correlation coefficient  $\rho_A$  of  $U$  and  $V$  conditioned on  $V \in A$  is given by*

$$\rho_A = \frac{Cov(U, V | V \in A)}{\sqrt{Var(U | V \in A) \cdot Var(V | V \in A)}}.$$

Recall that the condition  $C(L^i)$  in [2] refers to the loss being exactly at some specific value (e.g.  $VaR_i$ ) and because of assumption 1 we have that  $Pr(L^i = l) = 0$  for any  $l \in \mathbb{R}$ . To circumvent this problem we proceed as follows. Instead of considering the set where  $L^i$  is assume some fixed value we follow Feller [24] p. 71 and consider the set where  $L^i$  assumes values in an interval  $I = (l, l + \Delta l)$ . We define

$$\rho_+ := \lim_{\Delta l \rightarrow 0} \frac{Cov(L^s, L^i | L^i \in I)}{\sqrt{Var(L^s | L^i \in I) \cdot Var(L^i | L^i \in I)}}. \quad (16)$$

**Remark 8.** The use of the conditional correlation coefficient instead the unconditional allows the investigation of the effect of the Condition  $C(L^i)$  on the systemic risk contribution.

Another tool to measure the dependence of two random variables in one precise given region of their joint distribution is the so called quantile-quantile dependence measure  $\lambda(\alpha)$  introduced by cf. [17]. This is defined as

$$\lambda_u(\alpha) = Pr(V > G^{-1}(\alpha) | U > F^{-1}(\alpha)).$$

So according to the previous argumentation. The quantile-quantile dependence measure  $\lambda(\alpha)$  of  $L^i$  and  $L^s$  is per definition a natural indicator of the contagion between financial institutions over a threshold  $\alpha$  (Note that, the typical value of  $\alpha$  in our context are 0.99 or 0.995 ).  $\lambda_u(\alpha) = 0$ , for example, could mean that there is no contagion between  $i$  and  $s$  over the threshold  $\alpha$  ).

**Remark 9.** Let us consider a "lower-version" of the quantile-quantile dependence measure as defined by Roncalli [47] (cf. [47] Remarque 58).

$$\lambda_l(\alpha) = Pr(V < G^{-1}(\alpha) | U < F^{-1}(\alpha)).$$

If we redefine the condition  $C(L^i)$  in the implicit definition of  $CoVaR_\alpha^{s|C(L^i)}$  (see. eq.(3) and (4)) by replacing "=" by " $\leq$ " we have the interesting relation.

$$Pr\left(L^s \leq CoVaR_\alpha^{s|C(L^i)} | C(L^i)\right) = Pr\left(L^s \leq CoVaR_\alpha^{s|C(L^i)} | L^i \leq l\right)$$

$$\text{"Assume that } CoVaR_\alpha^{s|C(L^i)} = F_s^{-1}(\hat{\alpha})\text{"} = Pr(L^s \leq F_s^{-1}(\hat{\alpha}) | L^i \leq F_i^{-1}(\beta))$$

$$\text{"Assume that } \hat{\alpha} = \beta \text{ then we have " } = Pr(L^s \leq F_s^{-1}(\beta) | L^i \leq F_i^{-1}(\beta)) \\ = \lambda_l(\beta).$$

The asymptotic consideration of  $\lambda_u(\alpha)$  and  $\lambda_l(\alpha)$  leads to the following definitions.

**Definition 9** (cf. [42] def. 5.30). *Let  $(U, V)$  be a bivariate random variable with marginal distribution functions  $F$  and  $G$ , respectively. The upper tail dependence coefficient of  $U$  and  $V$  is the limit (if it exists) of the conditional probability that  $V$  is greater than the  $100\alpha$ -th percentile of  $G$  given that  $U$  is greater than the  $100\alpha$ -th percentile of  $F$  as  $\alpha$  approaches 1, i.e.*

$$\lambda_u := \lim_{\alpha \rightarrow 1^-} \lambda_u(\alpha) = \lim_{\alpha \rightarrow 1^-} Pr(V > G^{-1}(\alpha) | U > F^{-1}(\alpha))$$

If  $\lambda_u \in (0, 1]$  then  $(U, V)$  is said to show upper tail dependence or extremal dependence in the upper tail; if  $\lambda_u = 0$ , they are asymptotically independent in the upper tail.

Similarly, the lower tail dependence coefficient  $\lambda_l$  is the limit (if it exists) of the conditional probability that  $V$  is less than or equal to the  $100\alpha$ -th percentile of  $G$  given that  $U$  is less than or equal to the  $100\alpha$ -th percentile of  $F$  as  $\alpha$  approaches 0, i.e.

$$\lambda_l := \lim_{\alpha \rightarrow 0^+} \lambda_l(\alpha) = \lim_{\alpha \rightarrow 0^+} Pr(V \leq G^{-1}(\alpha) | U \leq F^{-1}(\alpha)).$$

If  $(L^i, L^s)$  does not show tail dependence (upper and lower) the extreme events of  $L^i$  and  $L^s$  appear to occur independently in each margin. This means that they are no-contagion between  $i$  and  $s$ .

Let us consider the bivariate Gaussian copula as model for  $(L^i, L^s)$ . One can show that the bivariate Gaussian copula does not have upper tail dependence when the corresponding correlation coefficient  $\rho$  is smaller than one (see 17). As can be seen in Figure 2, regardless of how high a correlation we choose, if we go far enough into the tail, extreme events appear to occur independently in  $L^i$  and  $L^s$ . That means the Gaussian copula is related to the independence in the tail. Thus Gaussian copula is not a good model for the analysis of systemic risk contribution between  $i$  and  $s$ . This is the reason why we connect the  $CoVaR$  concept to copula in order to develop a closed formula for  $CoVaR_\alpha^{s|L^i=l}$  allowing the analysis and the computation of systemic risk contribution for a more general stochastic setting than only the bivariate Gaussian setting as already done in ([35]).

## 5. Applications

In this section we apply the result developed in section 3 to compute and analyse  $CoVaR_\alpha^{s|L^i=l}$  and  $\Delta CoVaR$  in some probabilistic settings. We first consider a general case where the joint behavior of  $L^i$  and  $L^s$  is modeled by a bivariate Gaussian copula. In particular we will analyse here the case where the margins  $L^i$  and  $L^s$  are assumed to be univariate normal distributed. This special case (Gauss copula and Gaussian margins) was already

considered in [35] but in a different approach. Jäger-Ambrożewicz [35] assumes that the random vector  $(L^i L^s)$  follows a bivariate Gaussian distribution. Then, based on the properties of the conditional bivariate Gaussian distribution (cf. e.g. [24] eq. 2.6), he develops a closed formula for  $CoVaR_\alpha^{s|L^i=VaR_i}$ . This approach imposes thus the univariate normality of both margins ( $L^i$  and  $L^s$ ). The method provided in this article is more flexible because it allows each margins independently of other to take a large class of distributions functions (for example we can assume that  $L^i$  is normal distributed and that  $L^s$  is  $t$ -distributed). One other restriction of the formula proposed in [35] and also the method presented in [2] is that, both do not take into account tail events and tail comovements since the Gaussian is asymptotically independent in both tails i.e.  $\lambda_u = \lambda_l = 0$ . In fact we have (cf. [22] p. 17).

$$\begin{aligned}\lambda_u &= 2 \lim_{\alpha \rightarrow \infty} \left[ 1 - \Phi \left( \frac{\alpha - \rho\alpha}{\sqrt{1 - \rho^2}} \right) \right] \\ &= 2 \lim_{\alpha \rightarrow \infty} \left[ 1 - \Phi \left( \frac{\alpha\sqrt{1 - \rho}}{\sqrt{1 + \rho}} \right) \right],\end{aligned}\tag{17}$$

from which it follows that

$$\lambda_u = \begin{cases} 0 & \text{if } \rho < 1 \\ 1 & \text{if } \rho = 1. \end{cases}$$

This presents a big gap since both phenomenons (tail events and tail comovements) are

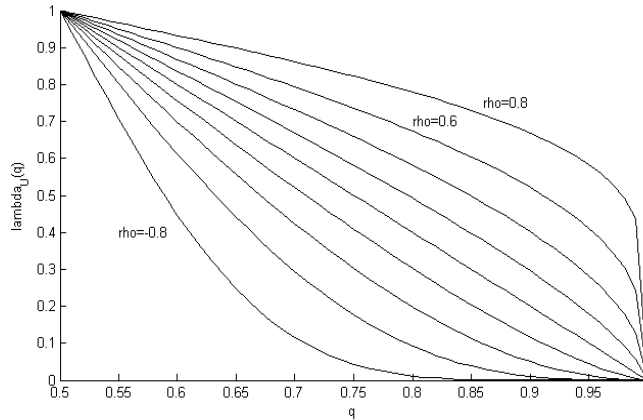


Figure 2:  $\lambda_u(\alpha)$  for bivariate Gaussian Copula

supposed to be the main features of systemic crisis (cf. [51]). Our formula covers this gap by allowing us to consider other dependence models, especially those which are appropriate for the modeling of the simultaneous (tail) behavior of losses during a financial crisis. So we will also consider the case where the dependence between  $L^i$  and  $L^s$  is modeled by a  $t$ -Copula, Gumbel-Copula. At the end of this section we will describe how to develop a closed formula for the computation of  $CoVaR_\alpha^{s|L^i=l}$  for Archimedean copula.

### 5.1. Computation of $CoVaR_\alpha^{s|L^i=l}$ in a Gaussian Copula Setting

We assume here that the interdependence structure between  $L^i$  and  $L^s$  is describe by a bivariate Gaussian copula. The bivariate Gaussian copula is defined as follows (cf. [44] eq. 2.3.6):

$$C_\rho(u, v) = \Phi_2 \left( \Phi(u)^{-1}, \Phi(v)^{-1} \right),$$

where  $\Phi_2$  denotes the bivariate standard normal distribution with linear correlation coefficient  $\rho$ , and  $\Phi$  the univariate standard normal distribution.

Hence,

$$C_\rho(u, v) = \int_{-\infty}^{\Phi^{-1}(u)} \int_{-\infty}^{\Phi^{-1}(v)} \frac{1}{2\pi\sqrt{1-\rho^2}} \exp\left(\frac{2\rho st - s^2 - t^2}{2(1-\rho^2)}\right) ds dt.$$

Note that  $C_\rho(u, v)$  can be express as

$$C_\rho(u, v) = \int_0^u \Phi\left(\frac{\Phi^{-1}(v) - \rho\Phi^{-1}(t)}{\sqrt{1-\rho^2}}\right) dt. \quad (18)$$

In fact let  $X = (U, V)$  a standard Gaussian random vector with correlation  $\rho$ . Then we have:

$$\begin{aligned} \Phi_2(u, v) &= Pr(U \leq u, V \leq v) \\ &= \int_{-\infty}^u \int_{-\infty}^v \frac{1}{2\pi\sqrt{1-\rho^2}} \exp\left(\frac{2\rho st - s^2 - t^2}{2(1-\rho^2)}\right) ds dt \end{aligned}$$

this implies that

$$\begin{aligned} \frac{\partial \Phi_2(u, v)}{\partial u} &= \int_{-\infty}^v \frac{1}{2\pi\sqrt{1-\rho^2}} \exp\left(\frac{2\rho ut - u^2 - s^2}{2(1-\rho^2)}\right) ds \\ &= \int_{-\infty}^v \frac{1}{2\pi\sqrt{1-\rho^2}} \exp\left(\frac{-(s-u\rho)^2 + \rho^2 u^2 - u^2}{2(1-\rho^2)}\right) ds \\ &= \int_{-\infty}^v \frac{1}{2\pi\sqrt{1-\rho^2}} \exp\left(\frac{-(s-u\rho)^2 - u^2(1-\rho^2)}{2(1-\rho^2)}\right) ds \\ &= \int_{-\infty}^v \frac{1}{2\pi\sqrt{1-\rho^2}} \exp\left(\frac{-u^2}{2} + \frac{-(s-u\rho)^2}{2(1-\rho^2)}\right) ds \\ &= \frac{1}{\sqrt{2\pi}} \exp\left(\frac{-u^2}{2}\right) \int_{-\infty}^v \frac{1}{\sqrt{2\pi}\sqrt{1-\rho^2}} \exp\left(\frac{-(s-u\rho)^2}{2(1-\rho^2)}\right) ds \\ &= \phi(u) \cdot \Phi\left(\frac{v-u\rho}{\sqrt{1-\rho^2}}\right), \end{aligned}$$

where  $\phi$  denotes the density of the standard univariate normal distribution. Therefore we have,

$$\Phi_2(u, v) = \int_{-\infty}^u \phi(x) \cdot \Phi\left(\frac{v-x\rho}{\sqrt{1-\rho^2}}\right) dx,$$

The expression of the bivariate Gaussian copula is then

$$\begin{aligned} C_\rho(u, v) &= \Phi_2(\Phi^{-1}(u), \Phi^{-1}(v), \rho) \\ &= \int_{-\infty}^{\Phi^{-1}(u)} \phi(x) \cdot \Phi\left(\frac{\Phi^{-1}(v) - x\rho}{\sqrt{1-\rho^2}}\right) dx \end{aligned}$$

By making the substitution  $t = \Phi(x)$ , we obtain

$$C_\rho(u, v) = \int_0^u \Phi\left(\frac{\Phi^{-1}(v) - \rho\Phi^{-1}(t)}{\sqrt{1-\rho^2}}\right) dt.$$

By considering the expression (18) we have:

$$\begin{aligned} g(v, u) &= \frac{\partial C_\rho(u, v)}{\partial u} \\ &= \frac{\partial \left( \int_0^u \Phi\left(\frac{\Phi^{-1}(v) - \rho\Phi^{-1}(t)}{\sqrt{1-\rho^2}}\right) dt \right)}{\partial u} \\ &= \Phi\left(\frac{\Phi^{-1}(v) - \rho\Phi^{-1}(u)}{\sqrt{1-\rho^2}}\right) \end{aligned} \quad (19)$$

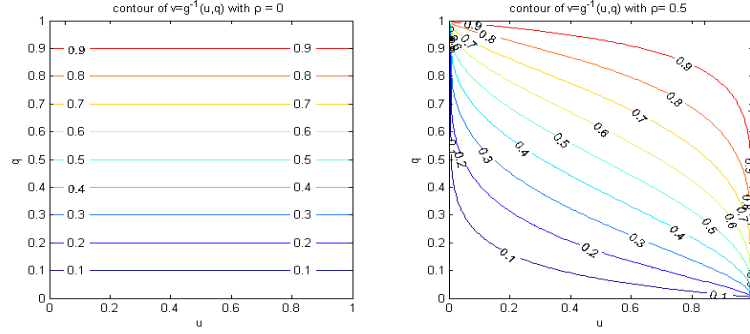


Figure 3:  $g^{-1}$  of the Bivariate Gaussian Copula

The function  $g(v, u)$  is strictly monotone with respect to  $v$ . To compute its inverse, we set  $g(v, u) = \alpha$  and solve for  $v$ .

$$v = g^{-1}(\alpha, u) = \Phi\left(\rho\Phi^{-1}(u) + \sqrt{1 - \rho^2}\Phi^{-1}(\alpha)\right).$$

**Remark 10.** If we set in the above equation  $\rho = 0$ , we obtain  $v = \alpha$  for all  $u \in [0, 1]$  (see Figure 5.1)). This is not a surprise because zero correlation means independence under the normal copula setting.

So according to theorem 4 and the development make in section 4 we have the following formula for  $CoVaR_{\alpha}^{s|L^i=l}$  when the dependence is modeled by a Gaussian copula.

**Proposition 2.** Assume that the copula of  $L^i$  and  $L^s$  is the Gaussian copula then

$$CoVaR^{s|L^i=l} = F_s^{-1}\left(\Phi\left(\rho_{=}\Phi^{-1}(F_i(l)) + \sqrt{1 - \rho_{=}^2}\Phi^{-1}(\alpha)\right)\right). \quad (20)$$

In the context of remark 5, we have

$$\tilde{\alpha} = \Phi\left(\rho_{=}\Phi^{-1}(F_i(l)) + \sqrt{1 - \rho_{=}^2}\Phi^{-1}(\alpha)\right),$$

Where  $F^i$  and  $F^s$  represent the univariate distribution function of  $L^i$  and  $L^s$  respectively.

Let us suppose as a particular case that  $L^i$  and  $L^s$  are Gaussian, that is  $F_s = N_s$  and  $F_i = N_i$ , where  $N_i$  and  $N_s$  are Gaussian distributions of the losses  $L^i$  and  $L^s$  with expected values  $\mu_i, \mu_s$  and standard deviation  $\sigma_s, \sigma_i$  (This correspond to the case considered in [35]). This h We obtain the following closed analytical expression of  $CoVaR^{s|L^i=l}$  in the Gaussian setting (Gaussian Copula and Gaussian Margins)

$$CoVaR^{s|L^i=l} = \rho_{=}\frac{\sigma_s}{\sigma_i}(l - \mu_i) + \sqrt{1 - \rho_{=}^2}\sigma_s\Phi^{-1}(\alpha) + \mu_s. \quad (21)$$

In fact we have

$$\begin{aligned} CoVaR^{s|L^i=l} &= N_s^{-1}\left(\Phi\left(\rho_{=}\Phi^{-1}(N_i(l)) + \sqrt{1 - \rho_{=}^2}\Phi^{-1}(\alpha)\right)\right) \\ &= N_s^{-1}\left(N_s\left(\sigma_s\rho_{=}\Phi^{-1}(N_i(l)) + \sigma_s\sqrt{1 - \rho_{=}^2}\Phi^{-1}(\alpha) + \mu_s\right)\right) \\ &= \sigma_s\rho_{=}\Phi^{-1}(N_i(l)) + \sigma_s\sqrt{1 - \rho_{=}^2}\Phi^{-1}(\alpha) + \mu_s \\ &= \sigma_s\rho_{=}\Phi^{-1}\left(\Phi\left(\frac{l - \mu_i}{\sigma_i}\right)\right) + \sigma_s\sqrt{1 - \rho_{=}^2}\Phi^{-1}(\alpha) + \mu_s \\ &= \sigma_s\rho_{=}\left(\frac{l - \mu_i}{\sigma_i}\right) + \sigma_s\sqrt{1 - \rho_{=}^2}\Phi^{-1}(\alpha) + \mu_s \\ &= \rho_{=}\frac{\sigma_s}{\sigma_i}(l - \mu_i) + \sqrt{1 - \rho_{=}^2}\sigma_s\Phi^{-1}(\alpha) + \mu_s. \end{aligned}$$

And we have in this case (cf. [40] eq. 6.1)

$$\rho_{=} = \lim_{\Delta l \rightarrow 0^+} \frac{\rho}{\sqrt{\rho^2 + (1 - \rho^2) \frac{\text{Var}(L^i)}{\text{Var}(L^i|L^i \in I)}}} \quad (22)$$

**Remark 11.** Note that  $\rho_{=}$  can be either greater or smaller than  $\rho$  since  $\text{Var}(L^i|L^i \in I)$  can be either greater or smaller than  $\text{Var}(L^i)$ . This fact have to be considered when analysing the effect of the dependence parameter  $\rho$  on  $\text{CoVaR}$ . The consideration of  $\rho_{=}$  highlights also the impact that the change in volatility can have on the systemic risk contribution. This a very important since the behavior of the volatility are not the same depending if we are in distress region or not. In fact one can observe that distress times are characterised by high volatility.

**Corollary 7.** Assume that  $L^s$  and  $L^i$  are Gaussian distributed and centered at zero then.

$$\begin{aligned} \text{CoVaR}^{s|L^i=l} &= \left( \rho_{=} \frac{\sigma_s}{\sigma_i} \right) l + \sqrt{1 - \rho_{=}^2} \sigma_s \Phi^{-1}(\alpha) \\ &= \left( \rho_{=} \frac{\sigma_s}{\sigma_i} \right) \text{VaR}_{\beta}^i + \sqrt{1 - \rho_{=}^2} \text{VaR}_{\alpha}^s \quad \text{when } l = \text{VaR}_{\beta}^i \end{aligned}$$

**Remark 12.** If  $\rho_{=} = 0$  then  $\text{CoVaR}^{s|L^i=\text{VaR}_{\beta}^i} = \text{VaR}_{\alpha}^s$ .

Let  $l$  be the value at risk of the single institution at the level  $\beta$  i.e.  $l = \text{VaR}_{\beta}^i = F_i(\beta)$ . Then we have the following expression of  $\text{CoVaR}_{\alpha}^{\beta}$  (see def. 6).

**Corollary 8.** In the Gaussian setting, we have

$$\text{CoVaR}_{\alpha}^{\beta} = \rho_{=} \sigma_s \Phi^{-1}(\beta) + \sqrt{1 - \rho_{=}^2} \sigma_s \Phi^{-1}(\alpha) + \mu_s. \quad (23)$$

PROOF.

$$\begin{aligned} \text{CoVaR}_{\alpha}^{\beta} &= h \cdot \text{VaR}_{\beta}^i - h \cdot \mu_i + \sqrt{1 - \rho_{=}^2} \sigma_s \Phi^{-1}(\alpha) + \mu_s \\ &= \rho_{=} \frac{\sigma_s}{\sigma_i} (\sigma_i \Phi^{-1}(\beta) + \mu_i) - \rho_{=} \frac{\sigma_s}{\sigma_i} \mu_i + \sqrt{1 - \rho_{=}^2} \sigma_s \Phi^{-1}(\alpha) + \mu_s \\ &= \rho_{=} \sigma_s \Phi^{-1}(\beta) + \sqrt{1 - \rho_{=}^2} \sigma_s \Phi^{-1}(\alpha) + \mu_s. \quad \blacksquare \end{aligned}$$

**Remark 13.** We remark that unlike in equation 21 the expression of  $\text{CoVaR}_{\alpha}^{\beta}$  does not depend of the loss distribution's characteristic (e.g. standard deviation  $\sigma_i$  and mean  $\mu_i$ ) of the financial institution  $i$ .

**Corollary 9.** In the Gaussian setting. The map

$$(\alpha, \beta) \longmapsto \text{CoVaR}_{\alpha}^{\beta}$$

is increasing with respect to its both parameters.

Now we refer to definition 4 to compute  $\Delta \text{CoVaR}_{\alpha}^{s|i}$ . The result of our computation is provided in the following proposition.

**Proposition 3.** In the Gaussian setting,  $\Delta \text{CoVaR}_{\alpha}^{s|i}$  is given by

$$\Delta \text{CoVaR}_{\alpha}^{s|i} = \rho_{=} \sigma_s \Phi(\beta)^{-1}. \quad (24)$$

PROOF. According to definition 4 we have

$$\begin{aligned} \Delta \text{CoVaR}_{\alpha}^{\beta} &= \text{CoVaR}_{\alpha}^{s|L^i=\text{VaR}_{\beta}^i} - \text{CoVaR}_{\alpha}^{s|L^i=\mu_i} \\ &= \rho_{=} \frac{\sigma_s}{\sigma_i} \cdot \text{VaR}_{\beta}^i - \rho_{=} \frac{\sigma_s}{\sigma_i} \cdot \mu_i + \sqrt{1 - \rho_{=}^2} \text{VaR}_{\alpha}^s - \left[ \rho_{=} \frac{\sigma_s}{\sigma_i} \cdot \mu_i - \rho_{=} \frac{\sigma_s}{\sigma_i} \cdot \mu_i + \sqrt{1 - \rho_{=}^2} \text{VaR}_{\alpha}^s \right] \\ &= \rho_{=} \frac{\sigma_s}{\sigma_i} \cdot \text{VaR}_{\beta}^i - \rho_{=} \frac{\sigma_s}{\sigma_i} \cdot \mu_i \\ &= \rho_{=} \frac{\sigma_s}{\sigma_i} \cdot (\text{VaR}_{\beta}^i - \mu_i) \\ &= \rho_{=} \frac{\sigma_s}{\sigma_i} \cdot (\sigma_i \Phi^{-1}(\beta) + \mu_i - \mu_i) \\ &= \rho_{=} \sigma_s \Phi(\beta)^{-1}. \quad \blacksquare \end{aligned}$$

**Remark 14.** From equation (24) we observe that if the financial institution  $i$  and the financial system  $s$  are not correlated, the risk contribution of  $i$  to  $s$  is zero.

Let us impose now that, the loss of the financial system  $L^s$  alone follows normal univariate distribution. Then according to proposition 1, we have

$$CoVaR_{\alpha}^{s|L^i=l} = \sigma_s \Phi^{-1}(\tilde{\alpha}) + \mu_s.$$

Additionally if we also assume that  $L^i$  is normal distributed. Then we have

$$\begin{aligned}\tilde{\alpha} &= \Phi\left(\rho_{=} \Phi^{-1}(N_i(l)) + \sqrt{1 - \rho_{=}^2} \Phi^{-1}(\alpha)\right) \\ &= \Phi\left(\rho_{=} \Phi^{-1}(\beta) + \sqrt{1 - \rho_{=}^2} \Phi^{-1}(\alpha)\right).\end{aligned}$$

In sum we have

$$\begin{aligned}CoVaR_{\alpha}^{s|L^i=l} &= \sigma_s \left( \Phi^{-1} \left( \Phi \left( \rho_{=} \Phi^{-1}(N_i(l)) + \sqrt{1 - \rho_{=}^2} \Phi^{-1}(\alpha) \right) \right) \right) + \mu_s \\ &= \sigma_s \left( \rho_{=} \Phi^{-1}(N_i(l)) + \sqrt{1 - \rho_{=}^2} \Phi^{-1}(\alpha) \right) + \mu_s \\ &= \sigma_s \left( \rho_{=} \Phi^{-1} \left( \Phi \left( \frac{l - \mu_i}{\sigma_i} \right) \right) + \sqrt{1 - \rho_{=}^2} \Phi^{-1}(\alpha) \right) + \mu_s \\ &= \sigma_s \left( \rho_{=} \left( \frac{l - \mu_i}{\sigma_i} \right) + \sqrt{1 - \rho_{=}^2} \Phi^{-1}(\alpha) \right) + \mu_s \\ &= \rho_{=} \frac{\sigma_s}{\sigma_i} (l - \mu_i) + \sigma_s \sqrt{1 - \rho_{=}^2} \Phi^{-1}(\alpha) + \mu_s\end{aligned}$$

and

$$\begin{aligned}CoVaR_{\alpha}^{\beta} &= \sigma_s \left( \Phi^{-1} \left( \Phi \left( \rho_{=} \Phi^{-1}(\beta) + \sqrt{1 - \rho_{=}^2} \Phi^{-1}(\alpha) \right) \right) \right) + \mu_s \\ &= \sigma_s \left( \rho_{=} \Phi^{-1}(\beta) + \sqrt{1 - \rho_{=}^2} \Phi^{-1}(\alpha) \right) + \mu_s \\ &= \sigma_s \rho_{=} \Phi^{-1}(\beta) + \sigma_s \sqrt{1 - \rho_{=}^2} \Phi^{-1}(\alpha) + \mu_s.\end{aligned}$$

Similary we can compute  $\Delta CoVaR_{\alpha}^{s|i}$  as follows. Recall (see corollary 6)

$$\Delta CoVaR_{\alpha}^{s|i} = \sigma_s \left( \Phi^{-1}(\tilde{\alpha}_d) - \Phi^{-1}(\tilde{\alpha}_m) \right).$$

And we have

$$\begin{aligned}\tilde{\alpha}_m &= \Phi\left(\rho_{=} \Phi^{-1}(0.5) + \sqrt{1 - \rho_{=}^2} \Phi^{-1}(\alpha)\right) \\ &= \Phi\left(\sqrt{1 - \rho_{=}^2} \Phi^{-1}(\alpha)\right)\end{aligned}$$

and

$$\tilde{\alpha}_d = \Phi\left(\rho_{=} \Phi^{-1}(\beta) + \sqrt{1 - \rho_{=}^2} \Phi^{-1}(\alpha)\right).$$

Hence

$$\begin{aligned}\Delta CoVaR_{\alpha}^{s|i} &= \sigma_s \left( \Phi^{-1} \left( \Phi \left( \rho_{=} \Phi^{-1}(\beta) + \sqrt{1 - \rho_{=}^2} \Phi^{-1}(\alpha) \right) \right) - \Phi^{-1} \left( \Phi \left( \sqrt{1 - \rho_{=}^2} \Phi^{-1}(\alpha) \right) \right) \right) \\ &= \sigma_s \left( \left( \rho_{=} \Phi^{-1}(\beta) + \sqrt{1 - \rho_{=}^2} \Phi^{-1}(\alpha) \right) - \left( \sqrt{1 - \rho_{=}^2} \Phi^{-1}(\alpha) \right) \right) \\ &= \sigma_s \rho_{=} \Phi^{-1}(\beta).\end{aligned}$$

## 5.2. *t-copula*

The Student  $t$  copula represents a generalization of the normal copula by allowing for tail-dependence through the degrees of freedom parameter.

**Definition 10** (bivariate t distribution). *The distribution function of a bivariate t-distributed random variable with correlation coefficient  $\rho$  is given by:*

$$t_{\rho,\nu}(u, v) = \int_{-\infty}^u \int_{-\infty}^v \frac{1}{2\pi\sqrt{1-(\rho)^2}} \left( 1 + \frac{s^2 + t^2 - 2\rho^t st}{\nu(1-(\rho)^2)} \right)^{-\frac{\nu+2}{2}} ds dt,$$

where  $\nu$  is the number of degrees of freedom.

The Student t copula can be consider as a generalization of the Gaussian copula. He has in addition to correlation coefficient  $\rho$  a second dependence parameter, the degree of freedom  $\nu$ , controls the heaviness of the tails. For  $\nu < 3$ , the variance does not exist and for  $\nu < 5$ , the fourth moment does not exist. The t copula and the the Gaussian copula are close to each other in their central part, and become closer and closer in their tail only when  $\nu$  increases. Especially for both copulas are almost identic when  $\nu \rightarrow \infty$  freedom parameter.

**Definition 11.** *The bivariate t copula,  $C_{\rho,\nu}^t$  is defined as*

$$\begin{aligned} C_{\rho,\nu}^t(u, v) &= t_{\rho,\nu}(t_{\nu}^{-1}(u), t_{\nu}^{-1}(v)) \\ &= \int_{-\infty}^{t_{\nu}^{-1}(u)} \int_{-\infty}^{t_{\nu}^{-1}(v)} \frac{1}{2\pi\sqrt{1-(\rho)^2}} \left( 1 + \frac{s^2 + t^2 - 2\rho^t st}{\nu(1-(\rho)^2)} \right)^{-\frac{\nu+2}{2}} ds dt. \end{aligned}$$

The tail-dependence coefficients the t Copula is given by (cf. e.g. [42] eq. (5.31)) Because of the symmetric property of t distribution we have,

$$\lambda_l = \lambda_u = 2 - 2t_{\nu+1} \left( \left( \frac{(\nu+1)(1-\rho)}{1+\rho} \right)^{\frac{1}{2}} \right).$$

From which it follows that,

$$\lambda_u = \begin{cases} > 0 & \text{if } \rho > -1 \\ 0 & \text{if } \rho = -1. \end{cases}$$

Provided that  $\rho > -1$ . The bivariate t copula is thus able to capture the dependence of extreme values.

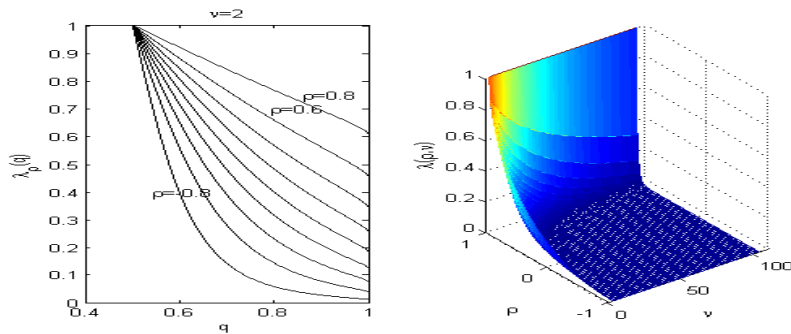


Figure 4: Tail Dependence Coefficient for t-Student Copula

Following Roncalli [47](cf. e.g. [47] p. 299) , we can express the t copula  $C_{\rho,\nu}^t(u, v)$  as follows:

$$C_{\rho,\nu}^t(u, v) = \int_0^u t_{\nu+1} \left( \left( \frac{\nu+1}{\nu + [t_{\nu}^{-1}(u)]^2} \right)^{1/2} \frac{t_{\nu}^{-1}(v) - \rho t_{\nu}^{-1}(t)}{\sqrt{1-(\rho)^2}} \right) dt. \quad (25)$$



Now based on theorem 4 we compute the expression of  $g(v, u)$ . We obtain

$$\begin{aligned} g(v, u) &= \frac{\partial C_{\rho, \nu}^t(u, v)(u, v)}{\partial u} \\ &= \frac{\partial \left( \int_0^u t_{\nu+1} \left( \left( \frac{\nu+1}{\nu + [t_{\nu}^{-1}(u)]^2} \right)^{1/2} \frac{t_{\nu}^{-1}(v) - \rho t_{\nu}^{-1}(t)}{\sqrt{1-\rho^2}} \right) dt \right)}{\partial u} \\ &= t_{\nu+1} \left( \left( \frac{\nu+1}{\nu + [t_{\nu}^{-1}(u)]^2} \right)^{1/2} \frac{t_{\nu}^{-1}(v) - \rho t_{\nu}^{-1}(u)}{\sqrt{1-\rho^2}} \right). \end{aligned}$$

The function  $g$  is invertible and its inverse is obtained by solving the equation

$$g(v, u) = t_{\nu+1} \left( \left( \frac{\nu+1}{\nu + [t_{\nu}^{-1}(u)]^2} \right)^{1/2} \frac{t_{\nu}^{-1}(v) - \rho t_{\nu}^{-1}(u)}{\sqrt{1-\rho^2}} \right) = \alpha$$

for  $v$ . This leads to,

$$v = g^{-1}(\alpha, u) = t_{\nu} \left( \rho t_{\nu}^{-1}(u) + \sqrt{\frac{(1-\rho^2)(\nu + [t_{\nu}^{-1}(u)]^2)}{\nu+1}} t_{\nu+1}^{-1}(\alpha) \right).$$

We obtain the following formula for  $CoVaR_{\alpha}^{s|L^i=l}$  and  $CoVaR_{\alpha}^{\beta}$  when the dependence is modeling by a t-copula.

**Proposition 4.**

$$CoVaR_{\alpha}^{s|L^i=l} = F_s^{-1} \left( t_{\nu} \left( \rho = t_{\nu}^{-1}(F_i(l)) + \sqrt{\frac{(1-\rho_{=})^2(\nu + [t_{\nu}^{-1}(F_i(l))]^2)}{\nu+1}} t_{\nu+1}^{-1}(\alpha) \right) \right)$$

and

$$CoVaR_{\alpha}^{\beta} = F_s^{-1} \left( t_{\nu} \left( \rho = t_{\nu}^{-1}(\beta) + \sqrt{\frac{(1-\rho_{=})^2(\nu + [t_{\nu}^{-1}(\beta)]^2)}{\nu+1}} t_{\nu+1}^{-1}(\alpha) \right) \right).$$

Where  $F^i$  and  $F^s$  represent the univariate distribution function of  $L^i$  and  $L^s$  respectively.  $\beta$  denotes the regulatory risk level of the financial institution  $i$ .

If  $L^i$  and  $L^s$  are t distributed with degrees of freedom  $\nu$  then

$$CoVaR_{\alpha}^{s|L^i=l} = (\rho_{=} \cdot l) + \sqrt{\frac{(1-\rho_{=})^2(\nu + l^2)}{\nu+1}} t_{\nu+1}^{-1}(\alpha) \quad (26)$$

and we have in this case (cf. [40] eq.6.B.31)

$$\rho_{=} = \lim_{\Delta l \rightarrow 0} \frac{\rho}{\rho^2 + \frac{E[E(L^s|L^i) - \rho^2 L^i | L^i \in I]}{Var(L^i | L^i \in I)}}, \quad I = (l; l + \Delta l).$$

Note that the dependence in the Gaussian and t-copulas setting are essentially determined by the correlation coefficient  $\rho$  (elliptical copula). The correlation coefficient is often considered as being a poor tool for describing dependence when the margins are non-normal (cf. [42]). This motivates the next section.

### 5.3. Bivariate Archimedean Copulas

We can give in this section a general expression of the  $CoVaR_\alpha^{s|L^i=l}$  for some Archimedean Copulas. Archimedean copulas are often used in practice because of their analytical property, and ability to reproduce a large spectrum of dependence structures. Differently from the elliptical copulas, The definition of a bivariate copula are not derived from a given bivariate distribution. The construction of Archimedean copulas is based on special function (the so called *generator*). The generator of a Archimedean copula is a convex and strictly decreasing continuous function  $\varphi$  from  $[0,1]$  to  $[0,\infty]$  with  $\varphi(1) = 0$ .

**Definition 12** (pseudo-inverse, cf. [42] def. 5.41). *define a pseudo-inverse of  $\varphi$  with domain  $[0,\infty]$  by*

$$\varphi^{[-1]}(t) = \begin{cases} \varphi^{-1}(t) & \text{if } 0 \leq t \leq \varphi(0) \\ 0 & \text{if } \varphi(0) < t \leq \infty. \end{cases}$$

*Note that the composition of the pseudo-inverse with the generator gives the identity i.e.*

$$\varphi^{[-1]}(\varphi(t)) = t. \quad \forall t \in [0,\infty].$$

If  $\varphi(0) = \infty$  the generator is said to be strict and it is equivalent to the ordinary functional inverse  $\varphi^{-1}$ .

Given a generator  $\varphi$  we can construct the corresponding Archimedean copula as follows

$$C(u,v) = \varphi^{[-1]}(\varphi(u) + \varphi(v)).$$

The lower and upper tail dependence coefficient of an Archimedean copula can be computed using following corollary.

**Corollary 10** ([44] co. 5.4.3). *Let  $C$  be an Archimedean copula with a continuous, strictly, decreasing and convex generator  $\varphi$ . Then*

$$\lambda_u = 2 - \lim_{x \rightarrow 0^+} \frac{1 - \varphi^{-1}(2x)}{1 - \varphi^{-1}(x)}$$

$$\lambda_l = \lim_{x \rightarrow \infty} \frac{1 - \varphi^{-1}(2x)}{1 - \varphi^{-1}(x)}$$

**Proposition 5.** *Let  $C$  be an Archimedean copula with a continuous, strictly, decreasing and convex generator  $\varphi$  i.e.*

$$C(u,v) = \varphi^{-1}(\varphi(u) + \varphi(v)).$$

*Then the function  $g$  defined as in theorem 4 is given by (cf. [44] Thm. 4.3.8):*

$$g(v,u) = \frac{\partial C(u,v)}{\partial u} = \frac{\varphi'(u)}{\varphi'(\varphi^{-1}[\varphi(u) + \varphi(v)])}.$$

Set  $g(v,u) = \alpha$  and solver for  $v$ , we obtain the inverse of  $g$ . Namely:

$$g^{-1}(\alpha,u) = \varphi^{-1} \left( \varphi \left( \varphi'^{-1} \left( \frac{\varphi'(u)}{\alpha} \right) \right) - \varphi(u) \right).$$

Based on theorem 4 we derive the following proposition , which gives the expression of  $CoVaR_\alpha^{s|L^i=l}$  for some Archimedean copulas

**Proposition 6.** *Let  $C$  be an Archimedean copula with a continuous, strictly, decreasing and convex generator  $\varphi$  Let  $L^s$  and  $L^i$  be two random variables representing the loss of the system  $s$  and institution  $i$  with joint distribution defined by a bivariate copula  $C$  with marginal distribution functions  $F_s$  and  $F_i$  respectively i.e.*

$$F_{L^i,L^s}(x,y) = C(F_i(x), F_s(y)).$$

If  $C$  is an Archimedean copula with a continuous, strictly, decreasing and convex generator  $\varphi$ , then the explicit (or closed) formula for the  $CoVaR_\alpha^{s|L^i=l}$  at level  $\alpha$ ,  $0 < \alpha < 1$  for a certain fixed value  $l$  of  $L^i$  is given by:

$$\begin{aligned} CoVaR_\alpha^{s|L^i=l} &= F_s^{-1} \left( g^{-1} \left( \alpha, F_i(l) \right) \right). \\ &= F_s^{-1} \left( \varphi^{-1} \left( \varphi \left( \varphi'^{-1} \left( \frac{\varphi'(F_i(l))}{\alpha} \right) \right) - \varphi(F_i(l)) \right) \right) \end{aligned}$$

and

$$CoVaR_\alpha^\beta = F_s^{-1} \left( \varphi^{-1} \left( \varphi \left( \varphi'^{-1} \left( \frac{\varphi'(\beta)}{\alpha} \right) \right) - \varphi(\beta) \right) \right).$$

We are particular interested here by the archimedean copulas showing positive upper tail dependence(e.g. Gumbel copula).

### 5.3.1. Gumbel copula

**Definition 13.** The bivariate Gumbel Copula function is given by (cf. [44] ex. 4.25)

$$C_\theta^{Gu}(u, v) = \exp \left( - \left[ (-\ln u)^\theta + (-\ln v)^\theta \right]^{\frac{1}{\theta}} \right), \quad 1 \leq \theta < \infty,$$

where  $\theta$  represents the strength of dependence. Note that:

- For  $\theta = 1$  we have no dependency copula. i.e.  $C_\theta^{Gu}(u, v) = uv$
- For  $\theta \rightarrow \infty$  we have the perfect dependence i.e.  $C_\theta^{Gu}(u, v) = \min(u, v) = M(u, v)$  with  $m$  and  $M$  represented the Frchet-Hoeffding lower and upper bound respectively.

The generator of the bivariate Gumbel is given by  $\varphi_\theta(t) = (-\ln t)^\theta$  for  $\theta \geq 1$ .

The tail dependence coefficient of the Gumbel copula is therefore given by:

$$\lambda_u = 2 - \lim_{x \rightarrow 0^+} \frac{1 - \varphi^{-1}(2x)}{1 - \varphi^{-1}(x)} = 2 - 2^{\frac{1}{\theta}}, \quad \text{and} \quad \lambda_l = 0$$

and we have

$$\begin{aligned} g(v, u) &= \frac{\partial C(u, v)}{\partial u} \\ &= \frac{\partial \exp \left( - \left[ (-\ln u)^\theta + (-\ln v)^\theta \right]^{\frac{1}{\theta}} \right)}{\partial u} \\ &= \exp \left( - \left[ (-\ln u)^\theta + (-\ln v)^\theta \right]^{\frac{1}{\theta}} \right) \cdot \\ &\quad \left( (-\ln u)^\theta + (-\ln v)^\theta \right) \cdot \\ &\quad \frac{(-\ln u)^{\theta-1}}{u}. \end{aligned} \tag{27}$$

Note that (27) is a strictly increasing with respect to  $v$ . Its inverse  $g^{-1}(\alpha, u)$  is thus well defined. However its inverse  $g^{-1}(\alpha, u)$  cannot be expressed in an explicit form. Hence we cannot derive  $CoVaR_\alpha^{s|L^i=l}$  analytically, but we can use in this case we can use numerical methods.

### 5.3.2. Clayton Copula

The generator of the bivariate Clayton copula is given by:

$$\varphi(t) = t^{-\theta} - 1.$$

According to proposition 6 we have the following expression for the  $CoVaR_\alpha^{s|L^i=l}$

$$CoVaR_\alpha^{s|L^i=l} = F_s^{-1} \left( \left[ \left( \alpha^{-\frac{\theta}{1+\theta}} - 1 \right) (F_i(l))^{-\theta} + 1 \right]^{-\frac{1}{\theta}} \right).$$

## 6. Conclusion

Managing and regulating the systemic risk is a fundamental problem for financial regulators and risk managers especially in the context of the current crisis. The most important challenge here is the modeling and the quantification of the potential contribution of one given individual financial institution to the financial system. One of the main approaches to solve this problem is the *covar* method proposed by Adrian and Brunnermeier in [2]. Where the financial system is defined as a portfolio of two items such that the loss of the system is represented by a random vector  $(L^i, L^s)$  where  $L^i$  is the loss of the focused financial institution  $i$  and  $L^s$  the loss of the financial system  $s$ , and the marginal risk contribution of the bank  $i$  to systemic risk  $s$  is quantified by the risk measure  $\Delta CoVaR^{s|i}$  which is defined as the difference between  $CoVaR_{\alpha}^{s|L^i=VaR_i}$  and  $CoVaR_{\alpha}^{s|L^i=E(L^i)}$  (see def. 4). The problem of the computation and the analysis of the term  $CoVaR_{\alpha}^{s|L^i=l}$  for a given  $l$  is thus very important for the implementation of *CoVaR* especially in the non-Gaussian world, but still we do not get any definite solution. As an answer to this problem, we have developed our method, based on copula theory, an analytical framework for the implementation of the *CoVaR* methodology where the risk measure  $CoVaR_{\alpha}^{s|L^i=l}$  is expressed in a closed form in terms of the marginal distributions  $F_s$  and  $F_i$  separately and the copula  $C$  between the focused financial institution  $i$  and the financial system  $s$ . This framework provides an effective computation and analysis tool for the systemic risk using *CoVaR* for a widely used class of distribution function and comovement dynamic (see Theorem 4), which captures not only linear correlation but also nonlinear tail dependencies between the banks in one financial system (which summarise the main features of loss distribution) as opposed to the "linear quantile regression" and the formula in [35] where the dependence is modeled only by the linear correlation coefficient. In fact our approach allows to analyse the marginal effect of  $F_i$ ,  $F_s$  and  $C$  of the systemic risk. We show for example the systemic risk contribution of  $i$  is independent of  $F_i$  (see (11)) and highlight in remark 6 some properties of *CoVaR* according to the nature of  $F_s$ . Our approach can also be used to develop closed formulas for the computation of related macro-risk measures like  $CoVaR^{i|s}$  (cf. [2]),  $\Delta CoVaR^{s|i}$ ,  $\Delta CollVaR^{s|i}$  (cf. [35]), and  $\Delta CondVaR^{s|i}$  (cf. [35]).

### Reference

- [1] V. V. Acharya, L. H. Pedersen, T. Philippon, and M. Richardson. Measuring systemic risk. Working paper, Federal Reserve Bank of Cleveland, 2010.
- [2] T. Adrian and M. K. Brunnermeier. Covar. Working Paper 17454, National Bureau of Economic Research, October 2011. URL <http://www.nber.org/papers/w17454>.
- [3] P. Albrecht. Risk measures. *Encyclopedia of Actuarial Science*, pages 1493–1501, 2004.
- [4] C. Alexander. *Market Risk Analysis, Practical Financial Econometrics*. Wiley Desktop Editions. Wiley, 2008. ISBN 9780470771037. URL <http://books.google.de/books?id=D8WXrqfFWt4C>.
- [5] C. Alexander. *Market Risk Analysis, Value at Risk Models*. Wiley Desktop Editions. Wiley, 2009. ISBN 9780470745076. URL <http://books.google.ca/books?id=j5182vMfcbQC>.
- [6] P. Artzner, F. Delbaen, J. M. Eber, and D. Heath. Coherent Measures of Risk. *Mathematical Finance*, 9(3), 1999. URL <http://www.sam.sdu.dk/undervis/92227.E03/artzner.pdf>.
- [7] R. B. Ash. *Real analysis and probability [by] Robert B. Ash*. Academic Press New York,, 1972. ISBN 0120652013.
- [8] N. Balakrishnan and C. Lai. *Continuous Bivariate Distributions*. Heidelberg Taschenbücher. Springer, 2009. ISBN 9780387096131. URL <http://books.google.de/books?id=bxHmvSziRWwC>.
- [9] C. Bernard, E. C. Brechmann, and C. Czado. Statistical assessments of systemic risk measures. *SSRN eLibrary*, 2012. URL [http://papers.ssrn.com/sol3/papers.cfm?abstract\\_id=2056619](http://papers.ssrn.com/sol3/papers.cfm?abstract_id=2056619).

- [10] P. Billingsley. *Probability and Measure*. Wiley Series in Probability and Mathematical Statistics: Probability and Mathematical Statistics. John Wiley & Sons, 1995. ISBN 9780471007104. URL <http://books.google.de/books?id=z39jQgAACAAJ>.
- [11] B. H. Boyer, B. H. Boyer, M. S. Gibson, M. S. Gibson, M. Loretan, and M. Loretan. Pitfalls in tests for changes in correlations. In *Federal Reserve Boars, IFS Discussion Paper No. 597R*, page 597, 1999.
- [12] B. Brahimi and A. Necir. A semiparametric estimation of copula models based on the method of moments. *Statistical Methodology*, 9(4):467 – 477, 2012. ISSN 1572-3127. doi: 10.1016/j.stamet.2011.11.003. URL <http://www.sciencedirect.com/science/article/pii/S1572312711001195>.
- [13] B. Brahimi, F. Chebana, and A. Necir. Copula representation of bivariate l-moments : A new estimation method for multiparameter 2-dimentional copula models. 2011. URL <http://arxiv.org/abs/1106.2887>.
- [14] L. Breiman. *Probability*. Society for Industrial and Applied Mathematics, Philadelphia, PA, USA, 1992. ISBN 0-89871-296-3.
- [15] C. T. Brownlees and R. F. Engle. Volatility, Correlation and Tails for Systemic Risk Measurement. *Social Science Research Network Working Paper Series*, May 2010. URL <http://ssrn.com/abstract=1611229>.
- [16] U. Cherubini, E. Luciano, and W. Vecchiato. *Copula Methods in Finance*. The Wiley Finance Series. Wiley, 2004. ISBN 9780470863459. URL <http://books.google.de/books?id=0dyagVg20XQC>.
- [17] S. Coles, J. Heffernan, and J. Tawn. Dependence measures for extreme value analyses. *Extremes*, 2(4):339–365, 1999. URL <http://www.springerlink.com/content/t63831540647q730/>.
- [18] W. F. Darsow, B. Nguyen, and E. T. Olsen. Copulas and Markov processes. *Illinois J. Math.*, 36(4):600–642, 1992. ISSN 0019-2082. URL <http://projecteuclid.org/getRecord?id=euclid.ijm/1255987328>.
- [19] S. Demarta and A. J. McNeil. The t copula and related copulas. *INTERNATIONAL STATISTICAL REVIEW*, 73:111–129, 2005.
- [20] G. Di Nunno and B. Øksendal. *Advanced Mathematical Methods for Finance*. Springer, 2011. ISBN 9783642184116. URL [http://books.google.de/books?id=0xQBTj\\_R-0sC](http://books.google.de/books?id=0xQBTj_R-0sC).
- [21] P. Embrechts, A. McNeil, and D. Straumann. Correlation and dependence in risk management: Properties and pitfalls. In *RISK MANAGEMENT: VALUE AT RISK AND BEYOND*, pages 176–223. Cambridge University Press, 1999.
- [22] P. Embrechts, F. Lindskog, and A. McNeil. *Modelling Dependence with Copulas and Applications to Risk Management*. Number 1 in Handbooks in Finance. In book; Handbook of Heavy Tailed Distributions in Finance, Springer chapter 8, 2003.
- [23] R. Engle. Dynamic conditional correlation: A simple class of multivariate generalized autoregressive conditional heteroskedasticity models. *Journal of Business and Economic Statistics*, 20:339–350, 2002.
- [24] W. Feller. *An Introduction to Probability Theory and Its Applications*, volume 1. Wiley, January 1968. ISBN 0471257087. URL <http://www.amazon.ca/exec/obidos/redirect?tag=citeulike04-20{&}path=ASIN/0471257087>.
- [25] H. Föllmer and A. Schied. *Stochastic Finance: An Introduction in Discrete Time*. De Gruyter Studies in Mathematics. De Gruyter, second edition, 2004. ISBN 9783110212075. URL <http://books.google.at/books?id=UCebqhuNhwoC>.
- [26] T. Fong, L. Fung, L. Lam, and I.-w. Yu. Measuring the interdependence of banks in hong kong. Working Papers 0919, Hong Kong Monetary Authority, 2009. URL <http://EconPapers.repec.org/RePEc:hkg:wpaper:0919>.

- [27] K. Forbes and R. Rigobon. No contagion, only interdependence: Measuring stock market co-movements. NBER Working Papers 7267, National Bureau of Economic Research, Inc, July 1999. URL <http://ideas.repec.org/p/nbr/nberwo/7267.html>.
- [28] C. Gauthier, A. Lehar, and M. Souissi. Macroprudential capital requirements and systemic risk. *Journal of Financial Intermediation*, Jan. 2012. ISSN 10429573. doi: 10.1016/j.jfi.2012.01.005. URL <http://dx.doi.org/10.1016/j.jfi.2012.01.005>.
- [29] M. Gordy. A risk-factor model foundation for ratings-based bank capital rules. *Journal of Financial Intermediation*, 12(3):199–232, 2003. URL <http://EconPapers.repec.org/RePEc:eee:jfinin:v:12:y:2003:i:3:p:199-232>.
- [30] G. Gudendorf and J. Segers. Extreme-Value copulas. Nov. 2009. URL <http://arxiv.org/abs/0911.1015>.
- [31] M. Günther and A. Jüngel. *Finanzderivate mit MATLAB: Mathematische Modellierung und numerische Simulation*. Vieweg+Teubner Verlag, 2010. ISBN 9783834808790. URL [http://books.google.de/books?id=FR1h\\_j81FqIC](http://books.google.de/books?id=FR1h_j81FqIC).
- [32] W. Härdle and L. Simar. *Applied Multivariate Statistical Analysis*. Springer, second edition, 2003. ISBN 9783540030799. URL <http://books.google.de/books?id=xt310YzJxnoC>.
- [33] J. Hauptmann and R. Zagst. *Systemic Risk*, volume 1 of *Computational Risk Management*. In book; Quantitative Financial Risk Management, Springer p. 321-338, 2011. ISBN 9783642193385.
- [34] J. Hull. *Risk Management and Financial Institutions*. Wiley Finance. Wiley, second edition, 2010. ISBN 9781118286388. URL <http://books.google.de/books?id=MqdrF2R5eTIC>.
- [35] M. Jäger-Ambrożewicz. Closed form solutions of measures of systemic risk. *SSRN eLibrary*, 2010. URL [http://papers.ssrn.com/sol3/papers.cfm?abstract\\_id=1675435](http://papers.ssrn.com/sol3/papers.cfm?abstract_id=1675435).
- [36] H. Joe. *Multivariate Models and Multivariate Dependence Concepts*. Monographs on Statistics and Applied Probability. Taylor & Francis, 1997. ISBN 9780412073311. URL <http://books.google.de/books?id=iJbRZL2QzMAC>.
- [37] P. Klaassen and I. Van Eeghen. *Economic Capital: How It Works and What Every Manager Needs to Know*. Elsevier Finance. Elsevier, 2009. ISBN 9780123749017. URL <http://books.google.de/books?id=Z5mPNr3rTa4C>.
- [38] S. Kotz and S. Nadarajah. *Multivariate T-Distributions and Their Applications*. Cambridge University Press, 2004. ISBN 9780521826549. URL <http://books.google.de/books?id=dmxtU-TxTi4C>.
- [39] E. Lütkebohmert and M. B. Gordy. Granularity adjustment for basel ii, 2007. URL <http://ideas.repec.org/p/zbw/bubdp2/5353.html>.
- [40] Y. Malevergne and D. Sornette. *Extreme Financial Risks: From Dependence to Risk Management*. Springer Finance Series. Springer, 2005. ISBN 9783540272649. URL [http://books.google.de/books?id=A7Z8rvZ8\\_JgC](http://books.google.de/books?id=A7Z8rvZ8_JgC).
- [41] Y. Malevergne and D. Sornette. *Extreme Financial Risks: From Dependence to Risk Management*. Springer, Berlin, 2006.
- [42] A. McNeil, R. Frey, and P. Embrechts. *Quantitative Risk Management: Concepts, Techniques, and Tools*. Princeton Series in Finance. Princeton University Press, 2005. ISBN 9780691122557. URL <http://books.google.de/books?id=vgy98mM9zQUC>.
- [43] F. Mishkin and S. Eakins. *Financial Markets and Institutions*. The Prentice Hall Series in Finance. Pearson/Prentice Hall, seventh edition edition, 2012. ISBN 9780132136839. URL <http://books.google.de/books?id=CgiycQAACAAJ>.

- [44] R. B. Nelsen. *An Introduction to Copulas (Springer Series in Statistics)*. Springer-Verlag New York, Inc., Secaucus, NJ, USA, 2006. ISBN 0387286594.
- [45] S. Rachev. *Handbook of Heavy Tailed Distributions in Finance*. Handbooks In Finance. Elsevier, 2003. ISBN 9780444508966. URL <http://books.google.at/books?id=sv8jGSVFra8C>.
- [46] V. Rohatgi and A. Saleh. *An Introduction to Probability and Statistics*. Wiley Series in Probability and Statistics. John Wiley & Sons, 2011. ISBN 9781118165683. URL <http://books.google.de/books?id=IMbVyKoZRh8C>.
- [47] T. Roncalli. *La Gestion des Risques Financiers*. Collection Gestion. Série Politique générale, finance et marketing. Economica, second edition, 2009. ISBN 9782717848915. URL <http://books.google.de/books?id=VMzEAQAACAAJ>.
- [48] M. A. Segoviano Basurto and C. A. E. Goodhart. Banking stability measures. IMF Working Papers 09/4, International Monetary Fund, 2009. URL <http://EconPapers.repec.org/RePEc:imf:imfwpa:09/4>.
- [49] A. N. Shiryaev. *Probability (2nd ed.)*. Springer-Verlag New York, Inc., Secaucus, NJ, USA, 1995. ISBN 0-387-94549-0.
- [50] D. Tasche. Risk contributions and performance measurement. Technical report, Research paper, Zentrum Mathematik (SCA), 2000.
- [51] C. T. W. I. a. Viral V. Acharya, Richardson M. Manufacturing tail risk a perspective in the financial crisis of 2007-09. Working paper, 2010.
- [52] D. Wu. *Quantitative Financial Risk Management*. Computational Risk Management. Springer, 2011. ISBN 9783642193385. URL <http://books.google.de/books?id=0B53Myjyd4UC>.