

High Reliable secure data collection using Complexity exchanging code key method addressing protocol in Wireless Sensor Network

Dr.V.jayaraj¹, M.Indhumathi²

¹ Associate Professor, Department of Computer science, Kajamalai Campus, Bharathidasan University, Tiruchirappalli, India

² Research Scholar, Department of Computer Science, Kajamalai Campus, Bharathidasan University, Tiruchirappalli, India

¹jaya_v2000@yahoo.com, ²umindhu@gmail.com

Abstract: A Wireless Sensor Network (WSN) is emerging field in Information and communication technology. In WSN data transmission and data collection are unsecure because of sensor node Incompatibility. So providing security to Sensor network is very important. The key based Mechanism is secure data collection and it's mainly used to guarantee data confidentiality. Range pair wise key is largely used due to the necessary of data encryption and decryption between each pair range of communication node. Fixed key mechanism difficult for the attacker to detect the regularity of the randomly generated key chain function in privacy homomorphism (PH). PH means no intermediate node to encrypt and decrypt only direct collect and aggregate data for encryption and decryption. It is special key based scheme. It's totally based on beta distribution and some statistical tool using key code method by using Complexity exchanging code key method addressing protocol. We show how to reduce significant attacks and secure data collection on wireless sensor network.

Keywords: *Wireless Sensor Network, Privacy Homomorphism (PH), Security, reliable protocol, beta distribution, statistical tool, key methods, key compression P-box.*

1 Introduction

A wireless sensor network (WSN) is a wireless network consisting of spatially distributed autonomous devices that use sensors to monitor physical or environmental conditions. These autonomous devices, or nodes, combine with routers and a gateway to create a typical WSN system. The distributed measurement nodes communicate wirelessly to a central gateway, which provides a connection to the wired world where you can collect, process, analyze, and present your measurement data. To extend distance and reliability in a wireless sensor network, you can use routers to gain an additional communication link between end nodes and the gateway. The resource limitations of WSNs, the data may be tampered easily during transmission. It may happen that data reach incorrect destinations or received incorrect data. It is an important issue for WSNs that base stations must receive correct data and ensure the data confidentiality.

The inherent limitations of WSNs, eavesdropping or jamming may easily occur, and WSNs are often applied to abominable environments and conditions, such as military affairs and the fire emergencies. Therefore, security has become an important issue in the world of WSNs. The main functionalities of WSN are sensing data and send back to base station. Therefore, it is an important issue to make sure that data can reach the base station correctly and efficiently. Therefore, we need to pay special attention to security issues when data is being forwarded. The data dissemination service is that each node transfers the received packets to another node until the packets, following the routes selected by the routing protocol, reach the destination.

Therefore, it is very important to establish a secure routing path, a correct and reliable routing path to ensure that data can reach the correct destination and to maintain the confidentiality and integrity of the data packet. Main security threats in WSN are: 1) Radio links are insecure – eavesdropping / injecting faulty information is possible. 2) Sensor nodes are not temper resistant – if it is compromised attacker obtains all security information. The various Attacker types in wireless sensor network are *Mote-class*: attacker has access to some number of nodes with similar characteristics / *laptop-class*: attacker has access to more powerful devices. *Outside / inside*: attacker compromised some number of nodes in the network.

In WSN Key management protocol must establish a key between all sensor nodes that must exchange data securely and also it facilitates the node addition / deletion should be supported. It should work in undefined deployment environment; unauthorized nodes should not be allowed to establish communication with network nodes.

The various key management approaches the already proposed are *Pre-deployed keying*: Straightforward approaches, Eschenauer / Gligor random key pre-deployment, Chan / Perrig q-composite approach, Zhu / Xu approach, DiPietro smart attacker model and PRK protocol; *Key derivation information pre-deployment*: Liu / Ning polynomial pre-deployment; *Self-enforcing autonomous approaches*: Pair-wise asymmetric (public key).

Key management poses a main concern for security operation in sensor network. Many key management protocols are proposed homogeneous sensor network, however these networks have limited performance and security heterogeneous sensor network are proposed to outcome these drawbacks. In this method using wireless sensor network that consisted of three types of key method, that's are Random key, deterministic key and Hybrid key. Random key can randomly chooses several key from the key pool and to create chain. Deterministic key can use dynamic computation to generate key that can enhance the connection between sensor nodes. Key pre distribution is the method of distribution of key on to nodes before deployment. The nodes build up the network using secret key after deployment. When the reach their target position. Key predistribution schemes are various methods has been developed by academicians for a better maintenance of key management. A key predistribution has three phases key distribution, shared key, discovery, path key establishment

1.1 Security attacks on wireless sensor network:

The lists of attack faced by a wireless sensor network are:

Node outage, Physical attacks, Message corruption, False node, Node replication attacks, Passive information gathering Attacks against privacy, Monitor eves dropping, Traffic analysis, Camouflages, Adversaries, Denial of service, Node subversion, Node malfunction, Routing attacks, Selective forwarding, Sinkhole, Wormhole.

1.2 Role of Key Management and Agreement Protocols

The various Key concepts are:

Key: Symmetric key which is used to secure communication among two or more sensor nodes.

Keychain: List of keys or keying materials which are stored on a sensor node.

Key pool: List of all keys or keying materials which are used in the WSN.

Link key: This is used to secure communication over a direct wireless link.

Path key: This is used to secure communication over multihop wireless link, through one or more sensor node.

Pair wise: It's used secure unicast communication between pair of sensor nodes.

Forward secrecy: It requires that a departed/expelled member of a group should ensure that the departed/expelled member cannot decrypt group data after it leaves the group.

Backward secrecy: It requires that a new member should not have access to the previous (old) group key. This ensures that the newly joined node cannot decrypt messages that are exchanged in the group before the node joined the group access to future keys after it has left the group cannot decrypt group data after it leaves the group.

Rekeying: Rekeying refers to the processing of changing the group key securely upon a membership change. Rekeying should be triggered by the protocol after each membership change to ensure forward and backward secrecy.

The Authentication key methods are:

KDC - Key Distribution Centre

HWSN - Hierarchical Key Chain WSN

MAC- Message authentication node

PRF-Pseudo Random Function

ENC - Encryption.

DAG - Directed Acyclic Graph.

The key management and key agreement protocols should cope with the demands of various applications. Besides confidentiality, integrity, and authenticity.

2 Secure Data Collection

The key based Mechanism is secure data collection in mainly used to guarantee data confidentiality range pair wise key is largely used due to the necessary of data encryption and decryption between each pair range of communication node. Fixed key mechanism difficult for the attacker to detect the regularity of the randomly generated key chain function in Privacy Homomorphism (PH).PH means no intermediate node to encrypt and decrypt, only direct collect and aggregate data. It is special key based scheme.

It is totally based on beta distribution and some statistical using key code method we show how to reduce significant attacks and secure data collection on wireless sensor network.

2.1 Data Exchange Protocol

Before the sensor are deployed in network (each sensor x is supplied with flowing item). N is the number of sensor thus the total number of key that need to be in sensor network $(n+1)/2$ sink node key SI .

Step1: Total number of sensor data allocated in the network x_n

$$A=f(x_1, x_2, x_3, \dots, x_n)$$

Step2: Sink node only allocated tempravary key in all sensor node.

$$x_1=2 \text{ (Temp key(2))}$$

$$x_2=5 \text{ (Temp key(5))}$$

.

.

.

$$x_n = n \text{ (Temp key (n))}$$

Step3: Where sink node SI to store the original key because sink node only maintained in secret key.

$$S_1 \rightarrow x_1 = 6 \rightarrow (\text{org } K(6))$$

$$S_i \leftarrow x_1 = 7 \rightarrow (\text{org } K(7))$$

...

...

$$. X_n = 12(\text{org}(12))$$

Step4: After get the original Information every sink node is to change the temp key and also original key.

$$S_i: \text{verify}(x_1, x_2)$$

2.2 Permutation boxes and compression box methods

P-Box

Here we define the permutation boxes (P – Box) for mapping the possible keys, the straight P – Boxes have the $n \rightarrow$ possible inputs and $m \rightarrow$ possible outputs. Here for example 6 possible mapping of 3×3 P – Boxes.

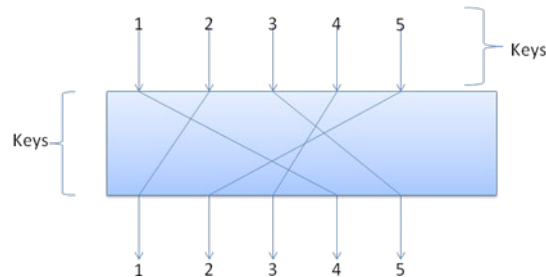


Fig 1: P – Box key

Compression P-Box

Here we introduce the compression method for the above P – Box methods it's called as Compression P – Box. A Compression P – Box have an $n \rightarrow$ inputs and $m \rightarrow$ outputs in after the compression of possible keys. Were Compressed P – Box is defend against eavesdropping and also it's cannot defend against impersonation. The diagrammatic prototype is described below:

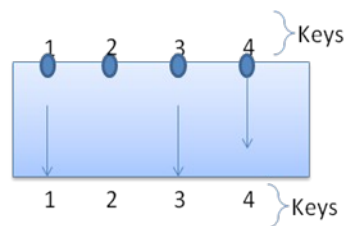


Fig 2: A compressed P – Box key

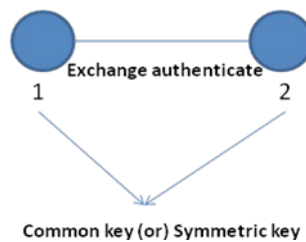


Fig 3: Defend against eavesdropping

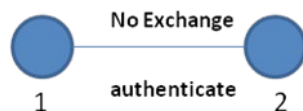


Fig 4: Can't defend against impersonation

2.3 Mutual authentication

In the mutual authentication the Sensor **X** authenticate sensor **Y** and Sensor **Y** authenticate sensor **X**. Encrypt and later decrypt all Exchange data message between **X** and **Y**. The prototype of mutual authentication is represented below:



Fig 5: **X** authenticate **Y**



Fig 6: **Y** authenticate **X**

Here **X** is adjacent **Y** means to get the **Y** information. In some time the mutual authentication is adversary to other unknown node. Example the **Z** adjacent to **X** or **Z** adjacent to **Y**. Here **Z** copy the both information from **X** and **Y**.

Note: (i). **X** adjacent **Y** (neighbored). (ii) Two sensor could be stationary. This model is described as below:

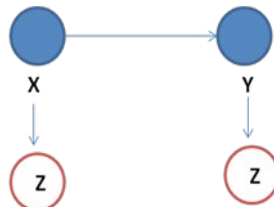


Fig 7: Here **Z** is the adversary Node in Mutual authentication.

3 Communication Device

Communication device is used to exchange data between individual node by transiver, single hop and multihop. This task is to convert a bit stream coming from a micro controller and convert them to radio waves

Transiver:

It's convert weak signal to change strong signal amplifier.

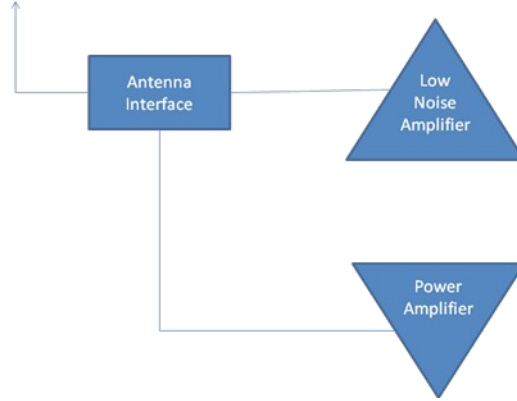


Fig 8: Transiver

Single hop:

Were single hop is power limitation and its limitation distance between sender and receiver. Its provide the direct communication between source and destination. Sink node is not always possible in single hop.

Multi hop:

In the multi hop direct communication is impossible because of distance (or) Obstacles.

3.1

Path loss attenuation

Distance-dependent loss of power, called **path loss**. The received power at a distance of $d \geq d_0$ between transmitter and receiver is described by the **Friis free-space equation**.

$$P_{rcvd}(d) = \frac{P_{tx} \cdot G_t \cdot G_r \cdot \lambda^2}{(4\pi)^2 \cdot d^2 \cdot L}$$

$$\frac{P_{tx} \cdot G_t \cdot G_r \cdot \lambda^2}{(4\pi)^2 \cdot d_{tx}^2 \cdot L} \cdot \left(\frac{d_0}{d}\right)^2 = P_{rcvd}(d_0) \cdot \left(\frac{d_0}{d}\right)^2$$

Where, P_{tx} is the transmission power, G_t and G_r are the **antenna gains** of transmitter and receiver. Where, d_0 is the so-called **far-field distance**, λ is the **wavelength** and $L \geq 1$ summarizes losses.

$$P_{rcvd}(d) = P_{rcvd}(d_0) \left(\frac{d_0}{d}\right)^\gamma$$

Where, γ is the path loss exponent called log distance.

4 Address Assignment Algorithm

The assignment algorithm must take the existence of asymmetric links into account when node a has successfully executed the assignment algorithm, it can pick an own address. Instead of pick a random address a select lowest possible non conflicting address .in a sense an address selection is greedy but this approach ,lower address are preferred and occur more after in the network lower address have a higher relative frequency and we have non uniform address distribution.

Content based addressing: Several content based naming systems have appeared in the directed diffusion routing. The attribute type specifies the kind of sensor to which the interest is directed(temperature sensor).the next attribute threshold from below specifies, where a threshold of 20c is eroded from below square between (0,0) and (20,20).

Address matching algorithm:

```

Parameters:
Attribute sets A and B
// A corresponds to the interest, B to the data message
For each attribute a in A
where a.op is formal {
  matched = false
  foreach attribute b in B
  where a.key == b.key and b.op is actual
  {   if b.val satisfies condition
      expressed by a.key and a.val
      then {
          matched = true
      }
  }
if (not matched )
then {
    return false    }
}
return true; // matching successful !
    
```

Example Simulation work for address matching algorithm:

```

temperature sensor
<type ,temperature ,IS >
<x-coordinate ,10,IS >
<y-coordinate ,10,IS >
interest message
type ,temperature ,EQ >
    
```

<threshold -from -below ,20,IS >
 <x-coordinate ,20,LE >
 <x-coordinate ,0,GE >
 <y-coordinate ,20,LE >
 <y-coordinate ,0,GE >
 <interval ,0.05 ,IS >
 <duration ,10,IS >
 <class ,interest ,IS >

Operator name:

EQ → Matches if actual value is equal to value

NE → Matches if actual value is not equal to value

LT → Matches if actual value is smaller than value

GT → Matches if actual value is greater than value.

LE → Matches if actual value is smaller or equal to value

GE → Matches if actual value is larger or equal to value

5 Implementation of Key Method

Simple key distribution controller is one of the simplest solution for key management a group controller C shares a secret key $key_{C,i}$ with each groupmember G_{Mi} . The groupcontroller is responsible for generating a group secret key kG . To distribute the group key, C encrypts the group key with $k_{C,i}$ and unicasts it to M_i . When a new member M_{N+1} joins the group, the group controller generates a new group key $k'G$, encrypts it with the old group key kG , and multicasts it to $\{M_1, M_2, \dots, M_n\}$. The group controller encrypts the new group key $k'G$ using $k_{C,N+1}$.

5.1 Key relationship Notations:

Triple(m,n,r) :where m is a finite and nonempty set of group members, n is a finite and nonempty set of keys, and $R \subset M \times N$ is a binary member-key relation.

Let assume $keyset(Me)$, $user set(kn)$

$keyset(Me) = \{k | (Me, kn) \in R\}$ represents the set of all keys held by member M

$keyset(\varphi) = \varphi$. $user set(k) = \{Me | (M, k) \in R\}$, represents the set of all members holding key k .

5.2 Mathematical Implements:

A key graph where,

$keyset(M_2) = \{k_{12}, k_{234}, k_{1234}\}$, $keyset(M_3) = \{k_{23}, k_{1234}\}$,

$user set(k_1) = \{M_1\}$ and $user set(k_{12}) = \{M_1, M_2\}$, where $k_i \dots j$

The following actions are performed by the group controller:

$$C \rightarrow \{M1, \dots, M6\} : \{k1-9\}k1-8$$

$$C \rightarrow \{M7, M8\} : \{k1-9, k789\}k78$$

$$C \rightarrow M9 : \{k1-9, k789\}k9.$$

The member-join, the group $\{M1, \dots, M8\}$, changes to $\{M1, \dots, M9\}$ and subgroup $\{M7, M8\}$ changes to $\{M7, M8, M9\}$. $M1, \dots, M6$ belong to subgroups whose compositions are not affected by the new member-join, and, they only receive the new session key $k1-9$ encrypted using the old group key $k1-8$. Whereas the composition of the group containing $M7$ and $M8$ is affected by the new member-join.

When $M9$ leaves the group, the group controller performs the following actions:

$$C \rightarrow \{M1, M2, M3\} : \{k1-8\}k123$$

$$C \rightarrow \{M4, M5, M6\} : \{k1-8\}k456$$

$$C \rightarrow M7 : \{k1-8, k78\}k7$$

$$C \rightarrow M8 : \{k1-8, k78\}k8.$$

When $M9$ leaves the group, $M1, \dots, M6$ cannot use the old group session key $kG = k1-9$ to encrypt the new session key $k_{-G} = k1-8$, because $M9$ knows the old key kG .

5.3 Modulated signal

$$S(t) = A(t) \cdot \cos(w(t) + \phi(t))$$

Where,

$A(t)$ = time dependent amplitude

$W(t)$ = time dependent frequency

$\Phi(t)$ = phase shift

$S(t)$ = time dependent sensor node

$$S_i(t) = \frac{\sqrt{2E_i(t)}}{t} \cdot \cos [wt + \phi]$$

Where w_0 is the centre frequency, ϕ is an arbitrary constant initial phase. $E_i(t)$ is constant over symbol duration $(0, t)$. We assume m different levels.

$$\frac{\sqrt{2E}}{t} \text{ Explicitly symbol energy } E.$$

Binary data string 110100101 is modulated using $E_0(t)=0$, $E_1(t)=1$. t-switching of the transmitter is called ON-OFF Keying(OOK).

6 Conclusion

In this paper, we study the key methodology key code data exchange protocol, compression P – Box, Path loss attenuation, and address assignment algorithm, content based addressing and address matching algorithm, time synchronization modulation signal, mutual authentication, authentication key mechanism for secure data collection in wireless sensor network.

References

- [1] I.F. Akyildiz, W. Su, Y. Sankarasubramaniam, and E. Cayirci, “Wireless Sensor Networks: A Survey,” *Computer Networks*, vol. 38, no. 4, pp. 393-422, Mar. 2002.
- [2] C. Vu, R. Beyah, and Y. Li, “A Composite Event Detection in Wireless Sensor Networks,” *Proc. IEEE Int’l Performance, Computing, and Comm. Conf. (IPCCC ’07)*, Apr. 2007.
- [3] S. Uluagac, C. Lee, R. Beyah, and J. Copeland, “Designing Secure Protocols for Wireless Sensor Networks,” *Wireless Algorithms, Systems, and Applications*, vol. 5258, pp. 503-514, Springer, 2008.
- [4] G.J. Pottie and W.J. Kaiser, “Wireless Integrated Network Sensors,” *Comm. ACM*, vol. 43, no. 5, pp. 51-58, 2000.
- [5] R. Roman, C. Alcaraz, and J. Lopez, “A Survey of Cryptographic Primitives and Implementations for Hardware-Constrained Sensor Network Nodes,” *Mobile Networks and Applications*, vol. 12, no. 4, pp. 231-244, Aug. 2007.
- [6] L. Eschenauer and V. Gligor, “A key management scheme for distributed sensor networks,” 2002
- [7] A. Perrig, R. Szewczyk, V. Wen, D. E. Culler, and J. D. Tygar, “SPINS: security protocols for sensor networks,” in *Mobile Computing and Networking*, 2001, pp. 189–199.
- [8] J. Hubaux, L. Buttyan, and S. Capkun, “The quest for security in mobile ad-hoc networks.” in *ACM Symposium on Mobile Ad Hoc Networking and Computing*, 2001.
- [9] M. Tatebayashi, N. Matsuzaki, and J. David B. Newman, “Key distribution protocol for digital mobile communication systems,” in *CRYPTO ’89: Proceedings on Advances in cryptology*. New York, NY, USA: Springer-Verlag New York, Inc., 1989, pp. 324–334.

- [10] J. Kong, P. Zefros, H. Luo, and L. Zhang, "Providing probust and ubiquitous security support for mobile ad-hoc networks," in IEEE International Conference on Network Protocols , 2001.
- [11] M. G. Zapata, "Secure ad-hoc on-demand distance vector (SAODV) routing," IETF MANET Mailing List, Message-ID: 3BC17B40.BBF52E09@nokia.com, Available at <ftp://manet.itd.nrl.navy.mil/pub/manet/2001-10.mail>, October 8, 2001.
- [12] H. Luo, P. Zefros, J. Kong, S. Lu, and L. Zhang, "Self-securing ad hoc wireless networks," in *Seventh IEEE Symposium on Computers and Communications (ISCC '02)*, 2002.
- [13] J. Binkley and W. Trost, "Authenticated ad hoc routing at the link layer for mobile systems," *Wireless Networks*, vol. 7, no. 2, pp. 139–145, 2001.
- [14] B. Dahill, B. N. Levine, E. Royer, and C. Shields, "A secure routing protocol for ad-hoc networks," Electrical Engineering and Computer Science, University of Michigan, Tech. Rep. UM-CS-2001-037, August 2001.
- [15] J. Kong, H. Luo, K. Xu, D. L. Gu, M. Gerla, and S. Lu, "Adaptive security for multi-layer ad-hoc networks," *Special Issue of Wireless Communications and Mobile Computing*, Wiley Interscience Press, 2002.