

Disorder effects on the static scattering function of star branched polymers

V. Blavatska¹, C. von Ferber^{2,3}, Yu. Holovatch¹

¹ Institute for Condensed Matter Physics of the National Academy of Sciences of Ukraine, 79011 Lviv, Ukraine

² Applied Mathematics Research Centre, Coventry University, CV1 5FB Coventry, UK

³ Institut für Theoretische Physik II, Heinrich-Heine Universität Düsseldorf, D-40225 Düsseldorf, Germany

Received May 24, 2012, in final form June 26, 2012

We present an analysis of the impact of structural disorder on the static scattering function of f -armed star branched polymers in d dimensions. To this end, we consider the model of a star polymer immersed in a good solvent in the presence of structural defects, correlated at large distances r according to a power law $\sim r^{-a}$. In particular, we are interested in the ratio $g(f)$ of the radii of gyration of star and linear polymers of the same molecular weight, which is a universal experimentally measurable quantity. We apply a direct polymer renormalization approach and evaluate the results within the double $\varepsilon = 4 - d$, $\delta = 4 - a$ -expansion. We find an increase of $g(f)$ with an increasing δ . Therefore, an increase of disorder correlations leads to an increase of the size measure of a star relative to linear polymers of the same molecular weight.

Key words: *polymers, structural disorder, universality, renormalization group*

PACS: 61.41.+e, 61.25.hp, 64.60.ae

1. Introduction

Scattering experiments have been commonly used in investigations of the structure properties of condensed matter for more than a century (see, e.g. [1]). For polymer systems, the quantity of interest is the static structure function $S(k)$ as a function of the wave vector \vec{k} , representing the Fourier transform of the monomer-monomer correlation function [2–7]. The scattering intensity $I(k) \equiv S(k)/S(0)$ at small k gives the radius of gyration R_g of a single macromolecule:

$$I(k) = 1 - k^2 \frac{\langle R_g^2 \rangle}{d} + \dots, \quad (1.1)$$

where d is the space dimension and $\langle \dots \rangle$ denotes the average over the ensemble of all conformations that a macromolecule in a solvent is capable of attaining.

In this paper, we intend to derive some theoretical predictions and quantitatively describe the peculiarities of scattering experiments with star-like polymers. Star-like polymers are the simplest representatives of a class of branched polymer structures that are in a close relationship to complex systems such as gel, rubber, micellar and other polymeric and surfactant systems [8–10]. In particular, some conformational properties of star polymers could be easily generalized to determine the behavior of polymer networks of a more complicated structure [11, 12]. The star polymer can be viewed as f linear polymer chains (arms) linked together at the central core (see figure 1). For $f = 1(2)$, one restores the polymer chain of linear architecture, whereas it has been shown that in another limiting situation ($f \gg 1$), the star polymer attains the features of a soft colloidal particle [13, 14].

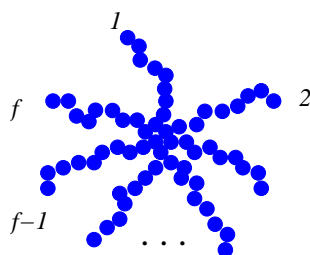


Figure 1. Schematic presentation of an f -armed star polymer.

A convenient parameter for comparing the size measure of a star consisting of f arms (each of length N) and a linear polymer chain having the same molecular weight fN is the ratio:

$$g(f) \equiv \frac{\langle R_{\text{gstar}}^2 \rangle}{\langle R_{\text{gchain}}^2 \rangle}, \quad (1.2)$$

here, $\langle R_{\text{gstar}}^2 \rangle$ is the mean square radius of gyration of the star polymer. Note, that the value (1.2) is an experimentally measurable quantity. Indeed, recalling (1.1), one has at small k :

$$\frac{I'(k)_{\text{star}}}{I'(k)_{\text{chain}}} = g(f) + \dots \quad (1.3)$$

Therefore, the ratio of the derivatives $I'(k)$ of the corresponding scattering intensities for small values of the wave vector permits to experimentally define the $g(f)$ ratio. Moreover, it is well established that the gyration radius of a star polymer scales with its total number of segments according to the scaling law:

$$\langle R_{\text{gstar}}^2 \rangle \sim (fN)^{2\nu}, \quad (1.4)$$

with an universal exponent ν that also governs the scaling of a single polymer chain of N monomers: $\langle R_{\text{gchain}}^2 \rangle \sim N^{2\nu}$. Therefore, the ratio $g(f)$ of a star and linear chain of the same total molecular weight is N -independent.

In the pioneering work by Zimm and Stockmayer [15], an estimate for the size ratio $g(f)$ was found analytically:

$$g(f) = \frac{3f-2}{f^2}. \quad (1.5)$$

Inserting $f = 1$ or $f = 2$ in this relation, one restores the trivial result $g = 1$. For any $f \geq 3$, ratio (1.5) is smaller than 1, reflecting the fact that the size of a branched polymer is always smaller than the size of a linear polymer chain of the same molecular weight. Note that in deriving the expression (1.5) the excluded volume effect was neglected (restricting to the idealized Gaussian case, where (1.4) holds with size exponent $\nu = 1/2$). In this limit, the result holds for any space dimension. Dimensional dependence of the size ratio $g(f)$ is found by introducing the concept of excluded volume applied to polymer macromolecules by P. Flory. It refers to the idea that any segment (monomer) of macromolecule is not capable of occupying the space that is already occupied by another segment; this causes a swelling of a polymer in a solution with size exponent $\nu(d) \geq 1/2$. Later on, analytical [16–19] and numerical [20–24] studies have found the value of $g(f)$ to increase if the excluded volume effect is taken into consideration.

While reliable estimates are known for the value of $g(f)$ for polymers in a good solvent, there are no similar estimates for the case when the polymer is immersed in a good solvent in the presence of structural impurities or a porous environment. However, such estimates are of a great importance for understanding the behavior of macromolecules in colloidal solutions [25] or near microporous membranes [26]. The density fluctuations of such obstacles lead to large spatial inhomogeneities which often produce pore-like fractal structures [27]. Such a disordered (porous) environment may be found, in particular, in a biological cell composed of many different kinds of biochemical species [28–30]. It has

been proven both analytically [31] and numerically [32, 33] that the presence of uncorrelated point-like defects of weak concentration does not change the universality class of polymers. Here, however, we address a case where the structural obstacles of the environment are spatially correlated on a mesoscopic scale [34]. Following reference [35], this case may be described by assuming the defects to be correlated at large distances r according to a power law resulting in a pair correlation function:

$$h(r) \sim r^{-a}. \quad (1.6)$$

For $a < d$, specific situations that give rise to such a correlation function include the defects extended in space, e.g., the cases $a = d - 1$ ($a = d - 2$) may be represented by lines (planes) of defects of random orientation, whereas non-integer values of a may include obstacles of fractal structures (see [35–37] for further details). The impact of long-range-correlated disorder on the scaling of linear and star branched polymers has been analyzed in previous works [36, 37] by means of the field-theoretical renormalization group (RG) approach. The aim of the present paper is to analytically evaluate an experimentally measurable ratio (1.3) for a star polymer in a solvent in the presence of structural defects correlated according to (1.6).

The layout of the remainder of the paper is as follows. In the next section, we develop a description of the problem in the frames of the Edwards continuous chain model. In section 3, a direct polymer renormalization method is briefly described; the results of its application to the problem under consideration are presented in section 4. Conclusions and an outlook are given in section 5.

2. The model

We consider star polymers with f arms in a solution in the presence of structural obstacles. In the frames of the Edwards continuous chain model [1], each arm of the star is presented by a path $r_i(s)$, parameterized by $0 \leq s \leq S_i$, $i = 1, 2, \dots, f$. The central branching point of the star is fixed in space, so that: $\vec{r}_1(0) = \dots = \vec{r}_f(0) = 0$. We take the contour length of all arms to be equal: $S_1 = \dots = S_f = S$. The partition function of the system reads:

$$\begin{aligned} \mathcal{Z}_f(S) = & \int \mathcal{D}\{r\} \prod_{i=1}^f \delta(\vec{r}_i(0)) \exp \left\{ -\frac{1}{2} \sum_{i=1}^f \int_0^S ds \left[\frac{d\vec{r}_i(s)}{ds} \right]^2 \right. \\ & \left. - \frac{b_0}{2} \sum_{i,j=1}^f \int_0^S ds' \int_0^S ds'' \delta[\vec{r}_i(s'') - \vec{r}_j(s')] + \sum_{i=1}^f \int_0^S ds V[\vec{r}_i(s)] \right\}. \end{aligned} \quad (2.1)$$

Here, a multiple path integral is performed for the paths r_1, \dots, r_f and the product of δ -functions reflects the star-like configuration of f chains. The first term in the exponent represents the chain connectivity, the second term describes the short range excluded volume interaction with a bare coupling constant b_0 , and the last term contains a random potential $V[\vec{r}_i(s)]$ arising due to the presence of structural disorder. Denoting by $\overline{(\dots)}$ the average over different realizations of disorder, the first moment of the distribution is:

$$\overline{V[\vec{r}(s)]} = \rho_0$$

with ρ_0 being the density of obstacles. Let us introduce a notation for the second moment:

$$\overline{V[\vec{r}(s)]V[\vec{r}(s')]} \equiv h[\vec{r}(s) - \vec{r}(s')]. \quad (2.2)$$

Note that dealing with systems that display randomness of structure, one usually encounters two types of ensemble averaging treated as quenched and annealed disorder [38, 39]. The annealed case amounts to averaging the partition sum of a system over the random variables, whereas in the quenched case, the free energy (or the logarithm of the partition sum) is to be averaged; the replica formalism is usually applied in the last situation. In principle, the behavior of systems with quenched and annealed disorder is quite different. However, as it has been shown in a number of works [40–43], *the distinction between quenched and annealed averages for an infinitely long single polymer chain is negligible*, and in

performing analytical calculations for quenched polymer systems one may thus restrict the problem to the simpler case of annealed averaging. To average the partition function of a system over different realizations of obstacles, we make use of the relation:

$$\overline{e^{ax}} = \exp \left[\sum_{n=1}^{\infty} \frac{a^n M_n(x)}{n!} \right], \quad (2.3)$$

where $M_n(x)$ are n th cumulants of the random variable x : $M_1(x) = \overline{x}$, $M_2(x) = \overline{(x - \overline{x})^2}$ etc. Noticing that only the last term in (2.1) contains random variables and taking into account (2.2), we obtain:

$$\overline{\mathcal{Z}_f(S)} = \int \mathcal{D}\{r\} \prod_{i=1}^f \delta[\vec{r}_i(0)] e^{-H_{\text{dis}}} \quad (2.4)$$

with an effective Hamiltonian:

$$\begin{aligned} H_{\text{dis}} = & \frac{1}{2} \sum_{i=1}^f \int_0^S ds \left[\frac{d\vec{r}_i(s)}{ds} \right]^2 + \frac{b_0}{2} \sum_{i,j=1}^f \int_0^S ds' \int_0^S ds'' \delta[\vec{r}_i(s'') - \vec{r}_j(s')] \\ & - \frac{1}{2} \sum_{i=1}^f \int_0^S ds' \int_0^S ds'' h[\vec{r}_i(s'') - \vec{r}_j(s')] - \rho_0 f S - \frac{1}{2} \rho_0^2 f S^2. \end{aligned} \quad (2.5)$$

The last two terms in (2.5) correspond to a trivial constant shift which will be omitted in the following analysis. Note also, that in (2.5) we do not take into account the terms generated by higher-order correlations of the type (2.2), because for the problem under consideration these terms are irrelevant in the renormalization group sense.

The case of structural disorder in the form of point-like uncorrelated defects corresponds to $h[\vec{r}(s'') - \vec{r}(s')] = \nu_0 \delta[\vec{r}(s'') - \vec{r}(s')]$ where ν_0 is some constant. One immediately reveals that in this case one can adsorb the effect of disorder into the excluded volume coupling constant passing to the coupling: $b_0 \equiv b_0 - \nu_0$. This conclusion was obtained for the case of polymers in quenched disorder by Kim [31] based on a refined field-theoretical study; in the present case of annealed disorder, this is a straightforward result.

We address the model where the structural obstacles are spatially correlated at large distances r according to (1.6). Taking into account that the Fourier transform of the correlation function at small k is related to its large- r behaviour via:

$$h[|\vec{r}_i(s'') - \vec{r}_j(s')|] \cong |\vec{r}_i(s'') - \vec{r}_j(s')|^{-a} \cong w_0 \int dk k^{a-d} e^{i\vec{k}[\vec{r}_i(s'') - \vec{r}_j(s')]}, \quad (2.6)$$

one is left with a model with two couplings b_0 and w_0 . Note that coupling b_0 should be positive, which corresponds to an effective mutual repulsion of the monomers due to the excluded volume effect. The coupling w_0 is positive as results from the Fourier image of the correlation function.

Performing dimensional analysis for the terms in (2.5), one finds the dimensions of the couplings in terms of a dimension of contour length S : $[b_0] = [S]^{d_{b_0}}$, $[w_0] = [S]^{d_{w_0}}$ with $d_{b_0} = (4-d)/2$, $d_{w_0} = (4-a)/2$. Note that for the exponent in (2.1) to be dimensionless, the contour length needs to have units of surface. The ‘‘upper critical’’ values of the space dimension ($d_c = 4$) and the correlation parameter ($a_c = 4$), at which the couplings are dimensionless, play an important role in the renormalization scheme, as outlined below.

3. The method

To study the universal properties of polymer macromolecules in solutions, it is convenient to apply the direct renormalization method, as developed by des Cloizeaux [1]. The efficiency of this approach comes, on the one hand, from its close relation to the concepts of field theory [45–47], and, on another hand, from providing a considerably simpler treatment of a variety of complex polymer systems.

In the asymptotic limit of an infinite linear measure of a continuous polymer curve (corresponding to an infinite number of configurations), one observes various divergences. All these divergences can be eliminated by introducing corresponding renormalization factors directly associated with physical quantities. This postulates the existence of a limiting theory that describes the sets of very long polymers.

As a first step within this theory, we consider the size measure of an f -arm star polymer given by the mean square end-to-end distance of its individual arm. When evaluated in terms of a perturbation theory series in bare coupling constants $\{\lambda_0\}$, this reads:

$$\langle R_e^2 \rangle = \langle [\vec{r}(S) - \vec{r}(0)]^2 \rangle = \chi_0(\{\lambda_0\})S. \quad (3.1)$$

Here, the averaging is performed with respect to a corresponding effective Hamiltonian, and $\chi_0(\{\lambda_0\})$ is the so-called swelling factor that reflects the impact of interactions on the effective size of macromolecules. For the case of a Gaussian chain (all couplings $\lambda_0 = 0$), one has $\chi_0(\{0\}) = 1$. Recalling the scaling of a polymer size with its molecular weight:

$$\langle R_e^2 \rangle \sim N^{2\nu} \sim S^{2\nu}, \quad (3.2)$$

one finds an estimate for the effective critical exponent $\nu(\{\lambda_0\})$:

$$2\nu(\{\lambda_0\}) - 1 = S \frac{\partial}{\partial S} \ln \chi_0(\{\lambda_0\}). \quad (3.3)$$

The second renormalization factor $\chi_1(\{\lambda_0\})$ is introduced via:

$$\frac{\mathcal{Z}_f(S)}{\mathcal{Z}_f^0(S)} = [\chi_1(\{\lambda_0\})]^2. \quad (3.4)$$

Here, $\mathcal{Z}_f(S)$ is the partition function of an f -arm star polymer and $\mathcal{Z}_f^0(S)$ is the partition function of an idealized Gaussian model. It is established that the number of all possible conformations of an f -armed star polymer scales with the weight of a macromolecule parametrised by S as:

$$\mathcal{Z}_f(S) \sim \mu^f (fS)^{\gamma_f - 1}. \quad (3.5)$$

Here, the γ_f are additional universal critical exponents depending only on the space dimension d and the number of arms f (exponents $\gamma_1 = \gamma_2 \equiv \gamma$ restore the value for the single polymer chain), μ is a non-universal fugacity. In a similar way as for the size measure, from the scaling assumption (3.5) one finds an estimate for an effective critical exponent $\gamma_f(\{\lambda_0\})$ governing the scaling behavior of the number of possible configurations as:

$$\frac{\gamma_f(\{\lambda_0\}) - 1}{2} = S \frac{\partial \ln \chi_1(\{\lambda_0\})}{\partial S}. \quad (3.6)$$

The critical exponents (3.3) and (3.6) presented in the form of series expansions in the coupling constants $\{\lambda_0\}$ are, however, divergent in the asymptotic limit of large S . To eliminate these divergences, renormalization of the coupling constants is performed. Subsequently, the critical exponents attain finite values when evaluated at a stable fixed point (FP) of the renormalization group transformation. Note that the FP coordinates are universal. In particular, the scaling of a single polymer chain and that of a polymer star is governed by the same unique FP. Therefore, to evaluate the FP coordinates in the following analysis, we restrict ourselves to a simpler case of a single chain polymers ($f = 1$). To define the coupling constant renormalization, one considers the second virial coefficient of a polymer solution given by the relation:

$$\Pi\beta = C - \frac{1}{2}C^2 \sum_{\lambda_0} \frac{\mathcal{Z}_{\lambda_0}(S, S)}{[\mathcal{Z}_1(S)]^2} + \dots, \quad (3.7)$$

here, Π is the osmotic pressure, $\beta = 1/k_B T$, C is the number of monomers per unit volume, and $\mathcal{Z}_1(S)$ is the partition function of a single polymer chain. $\mathcal{Z}_{\lambda_0}(S, S)$ are contributions into a partition function of two interacting chain polymers having dimensions $\mathcal{Z}_{\lambda_0}(S, S) \sim [S]^2 [\lambda_0]$. The renormalized coupling constants λ_R are thus defined by:

$$\lambda_R(\{\lambda_0\}) = - [\chi_1(\{\lambda_0\})]^{-4} Z_{\lambda_0}(L, L) [2\pi \chi_0(\{\lambda_0\})L]^{-(2-d_{\lambda_0})}, \quad (3.8)$$

therefore:

$$\Pi\beta = C + \frac{1}{2} \sum_{\lambda_R} \lambda_R C^2 [2\pi\chi_0(\{\lambda_0\})L]^{(2-d_{\lambda_0})} + \dots \quad (3.9)$$

In the limit of infinite linear size of macromolecules, the renormalized theory remains finite, such that:

$$\lim_{S \rightarrow \infty} \lambda_R(\{\lambda_0\}) = \lambda_R^* \quad (3.10)$$

Moreover, for negative $d_{\lambda_0} \leq 0$, macromolecules are expected to behave like Gaussian chains in spite of the interactions between monomers, thus each $\lambda_R^* = 0$ for corresponding $d_{\lambda_0} \leq 0$. It is, therefore, proper to choose $\{\lambda_R\}$ as expansion parameters which remain finite for $S \rightarrow \infty$ and which are also rather small close to the critical dimensions of the corresponding couplings. The concept of expansion in small deviations from the upper critical dimensions of the coupling constants thus naturally arises.

The flows of the renormalized coupling constants are governed by functions β_{λ_R} :

$$\beta_{\lambda_R} = 2S \frac{\partial \lambda_R(\{\lambda_0\})}{\partial S} \quad (3.11)$$

Reexpressing $\{\lambda_0\}$ in terms of renormalized couplings λ_R according to (3.8), the fixed points of renormalization group transformations are given by common zeros of the β -functions. Stable fixed points govern the asymptotical scaling properties of macromolecules in solutions and make it possible, e.g., to obtain reliable asymptotical values of the critical exponents (3.3) and (3.6).

4. Results

We start by evaluating the partition function (2.4) of the model with an effective Hamiltonian (2.5), performing an expansion in coupling constants b_0 , w_0 :

$$\begin{aligned} \overline{Z_f(S)} = & \int \mathcal{D}r \exp \left\{ -\frac{1}{2} \sum_{i=1}^f \int_0^S ds \left[\frac{dr_i(s)}{ds} \right]^2 \right\} \left\{ 1 - \frac{b_0}{2} \sum_{i,j=1}^f \int_0^S ds' \int_0^S ds'' \int dk e^{i\vec{k}[\vec{r}_i(s'') - \vec{r}_j(s')]} \right. \\ & \left. + \frac{w_0}{2} \sum_{i,j=1}^f \int_0^S ds' \int_0^S ds'' \int dk k^{a-d} e^{i\vec{k}[\vec{r}_i(s'') - \vec{r}_j(s')]} + \dots \right\}, \quad (4.1) \end{aligned}$$

here, the Fourier-transform of the δ -function is exploited and the last term originates from the Fourier transform of the function h at small k [see equation (2.6)]. Below, we will consider the one-loop approximation, keeping only the first-order terms in b_0 , w_0 in the expansions. One may rewrite:

$$e^{i\vec{k}[\vec{r}_i(s'') - \vec{r}_i(s')]} = \exp \left[i\vec{k} \int_{s'}^{s''} \frac{d\vec{r}_i(s)}{ds} ds \right], \quad (4.2)$$

$$e^{i\vec{k}[\vec{r}_i(s'') - \vec{r}_j(s')]} = \exp \left[i\vec{k} \int_0^{s''} \frac{d\vec{r}_i(s)}{ds} ds - i\vec{k} \int_0^{s'} \frac{d\vec{r}_j(s)}{ds} ds \right], \quad (4.3)$$

taking into account that $r_i(0) = r_j(0) = 0$ in our model of a star-shaped polymer. Making use of the identity:

$$\exp \left\{ -\frac{1}{2} \int_{s'}^{s''} ds \left[\frac{dr_i(s)}{ds} \right]^2 + i\vec{k} \int_{s'}^{s''} \frac{d\vec{r}_i(s)}{ds} ds \right\} = \exp \left\{ -\frac{1}{2} \int_{s'}^{s''} ds \left\{ \left[\frac{dr_i(s)}{ds} - i\vec{k} \right]^2 + k^2 \right\} \right\} \quad (4.4)$$

and taking into account that:

$$\int_{-\infty}^{\infty} dx e^{-A(x-ik)^2} = \int_{-\infty}^{\infty} dx e^{-Ax^2}, \quad (4.5)$$

we receive:

$$\begin{aligned} \overline{\mathcal{Z}_f(S)} = & \mathcal{Z}_f^0(S) \left\{ 1 - b_0 (2\pi)^{-\frac{d}{2}} \left[f \int_0^S ds'' \int_0^{s''} ds' (s'' - s')^{-d/2} \right. \right. \\ & \left. \left. + \frac{f(f-1)}{2} \int_0^S ds'' \int_0^S ds' (s' + s'')^{-d/2} \right] \right. \\ & \left. + w_0 (2\pi)^{-\frac{a}{2}} \left[f \int_0^S ds'' \int_0^{s''} ds' (s'' - s')^{-a/2} + \frac{f(f-1)}{2} \int_0^S ds'' \int_0^S ds' (s' + s'')^{-a/2} \right] \right\}. \end{aligned} \quad (4.6)$$

In the last equation, the Gaussian integration over k is performed and the notation $\mathcal{Z}_f^0(S)$ is introduced for the partition function of the ‘‘unperturbed’’ Gaussian model:

$$\mathcal{Z}_f^0(S) = \int \mathcal{D}r \exp \left\{ -\frac{1}{2} \sum_{i=1}^f \int_0^S ds \left[\frac{dr_i(s)}{ds} \right]^2 \right\}. \quad (4.7)$$

In what follows, we will use the diagrammatic representation of the perturbation theory series (see figure 2). Performing the integrals in (4.6) and introducing dimensionless couplings

$$b = b_0 (2\pi)^{-d/2} S^{2-d/2}, \quad w = w_0 (2\pi)^{-a/2} S^{2-a/2} \quad (4.8)$$

we obtain:

$$\begin{aligned} \overline{\mathcal{Z}_f(S)} = & \mathcal{Z}_f^0(S) \left\{ 1 - \frac{4b}{(2-d)(4-d)} \left[f + \frac{f(f-1)}{2} (2^{2-d/2} - 2) \right] \right. \\ & \left. + \frac{4w}{(2-a)(4-a)} \left[f + \frac{f(f-1)}{2} (2^{2-a/2} - 2) \right] \right\}. \end{aligned} \quad (4.9)$$

Finally, one may perform a double $\varepsilon = 4 - d$, $\delta = 4 - a$ -expansions:

$$\begin{aligned} \overline{\mathcal{Z}_f(S)} = & 1 + b \left[\frac{f(3-f)}{\varepsilon} + \frac{f(3-f)}{2} + \frac{f(f-1)}{2} \ln(2) \right] \\ & - w \left[\frac{f(3-f)}{\delta} + \frac{f(3-f)}{2} + \frac{f(f-1)}{2} \ln(2) \right]. \end{aligned} \quad (4.10)$$

The averaged squared end-to-end distance $\overline{\langle R_e^2 \rangle}$ of a single arm of a star polymer may be calculated using the identity:

$$\overline{\langle R_e^2 \rangle} = \overline{\langle [\vec{r}(S) - \vec{r}(0)]^2 \rangle} = -2d \frac{\partial}{\partial q^2} \overline{\langle e^{i\vec{q}[\vec{r}(S) - \vec{r}(0)]} \rangle} \Big|_{q=0}, \quad (4.11)$$

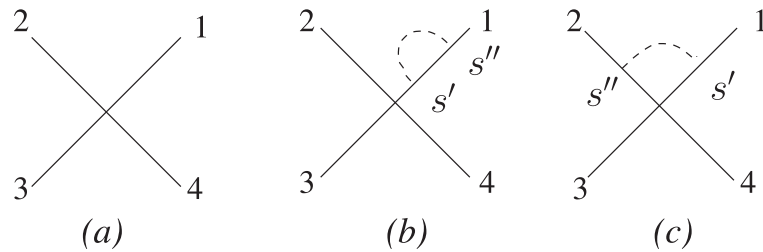


Figure 2. Diagram contributions to the partition function of a 4-arm star up to the first order in the coupling constants. Dotted lines denote possible interactions between points s' , s'' , governed by couplings b_0 and w_0 . Integrations are to be performed over all positions of the segment end points, i.e., over all mutual interaction points within a single arm and between different arms.

where:

$$\overline{\langle \dots \rangle} = \frac{\int \mathcal{D}r e^{-\mathcal{H}_{\text{dis}}(\dots)} \prod_{i=1}^f \delta[\vec{r}_i(0)]}{\mathcal{Z}_f(S)}. \quad (4.12)$$

Following the same scheme as described above for the partition function, we find:

$$\overline{\langle R_g^2 \rangle} = Sd \left[1 + \frac{4b}{(4-d)(6-d)} - \frac{4w}{(4-a)(6-a)} \right]. \quad (4.13)$$

We may, therefore, define a swelling factor $\chi_0(b_0, w_0)$ [cf. (3.1)] as:

$$\chi_0(b_0, w_0) = \left[1 + \frac{4b}{(4-d)(6-d)} - \frac{4w}{(4-a)(6-a)} \right] = \left[1 + \frac{b}{\varepsilon}(2-\varepsilon) - \frac{w}{\delta}(2-\delta) \right]. \quad (4.14)$$

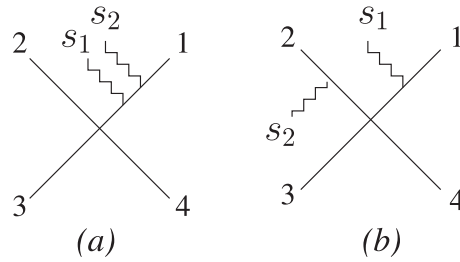


Figure 3. Diagrammatic presentation of contributions into radius of gyration of star polymer in zeros order of perturbation theory.

Now we return to the calculation of the gyration radius. The gyration radius of a star polymer in a solvent in the presence of correlated defects is defined by:

$$\overline{\langle R_{g\text{star}}^2 \rangle} = \frac{1}{2(fS)^2} \int_0^S ds_1 \int_0^S ds_2 \overline{\left\langle \sum_{i,j=1}^f [\vec{r}_i(s_2) - \vec{r}_j(s_1)]^2 \right\rangle}. \quad (4.15)$$

We rewrite:

$$\overline{\left\langle \sum_{i,j=1}^f [\vec{r}_i(s_2) - \vec{r}_j(s_1)]^2 \right\rangle} = -2d \frac{\partial}{\partial |q|^2} \overline{\left\langle e^{i\vec{q} \sum_{i,j=1}^f [\vec{r}_i(s_2) - \vec{r}_j(s_1)]} \right\rangle} \Big|_{q=0}, \quad (4.16)$$

where d is the space dimension. First, let us consider the zero-loop order of the expansion of (4.16) in coupling constants. A diagrammatic representation is given in figure 3. The analytic expression, corresponding to the diagram (a) reads:

$$f \overline{\left\langle e^{i\vec{q}[\vec{r}_1(s_2) - \vec{r}_1(s_1)]} \right\rangle} = f e^{-\frac{q^2}{2}(s_2 - s_1)}, \quad (4.17)$$

whereas the diagram (b) gives:

$$\frac{f(f-1)}{2} \overline{\left\langle e^{i\vec{q}[\vec{r}_2(s_2) - \vec{r}_1(s_1)]} \right\rangle} = \frac{f(f-1)}{2} e^{-\frac{q^2}{2}(s_1 + s_2)}. \quad (4.18)$$

Note, that here and in what follows the Gaussian integral in (4.7) cancels against the numerator when averaging (4.12) is performed. One thus distinguishes between two types of contributions: one resulting from insertions s_1, s_2 along the same arm of the star, and the second corresponding to insertions located on two different arms. Taking the derivative with respect to q , and evaluating for $q = 0$ according to (4.16), we have for the radius of gyration of a star polymer in the unperturbed (Gaussian) case:

$$\overline{\langle R_{g\text{star}}^2 \rangle} = \frac{d}{(fS)^2} \left[f \int_0^S ds_2 \int_0^{s_2} ds_1 (s_2 - s_1) + \frac{f(f-1)}{2} \int_0^S ds_1 \int_0^S ds_2 (s_1 + s_2) \right] = \frac{dS}{f} \frac{3f-2}{6}. \quad (4.19)$$

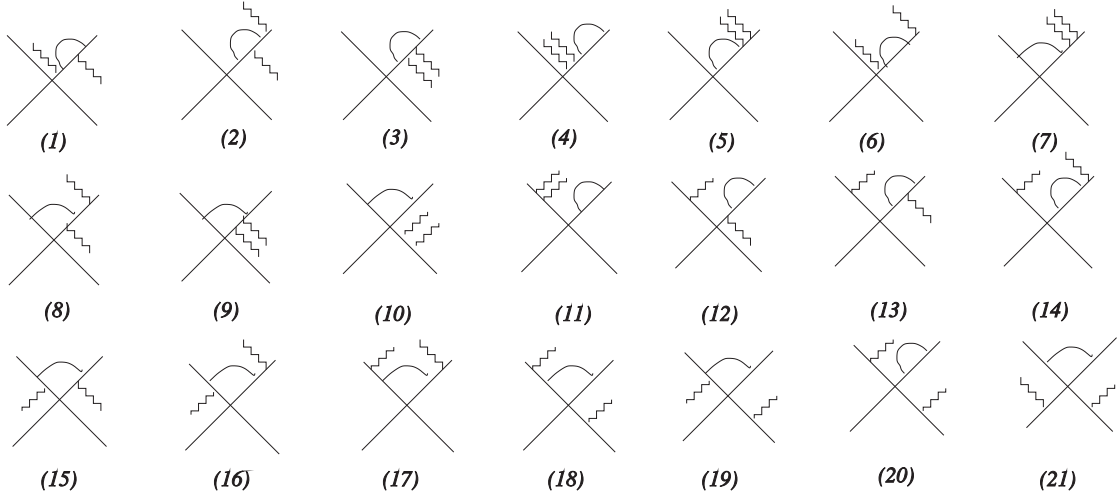


Figure 4. Diagram contribution into the gyration radius at the one-loop level.

Now, let us perform calculations up to the first order of the perturbation theory expansion in the couplings b_0 , w_0 . In figure 4, we present diagram contributions to (4.16), see appendix for details. We have:

$$\begin{aligned}
 \overline{\left\langle \sum_{i,j=1}^f [\vec{r}_i(s_2) - \vec{r}_j(s_1)]^2 \right\rangle} &= -2d \frac{\partial}{\partial q^2} \left\{ f \left[I_1(d) + I_1(a) + I_2(d) + I_2(a) + I_3(d) \right. \right. \\
 &\quad \left. \left. + I_3(a) + I_4(d) + I_4(a) + I_5(d) + I_5(a) + I_6(d) + I_6(a) + I_7(d) + I_7(a) \right] \right. \\
 &\quad \left. + \frac{f(f-1)}{2} \left[I_8(d) + I_8(a) + I_9(d) + I_9(a) + I_{10}(d) + I_{10}(a) + I_{11}(d) + I_{11}(a) \right. \right. \\
 &\quad \left. \left. + I_{12}(d) + I_{12}(a) + I_{13}(d) + I_{13}(a) + I_{14}(d) + I_{14}(a) + I_{15}(d) + I_{15}(a) \right. \right. \\
 &\quad \left. \left. + I_{16}(d) + I_{16}(a) + I_{17}(d) + I_{17}(a) \right] + \frac{f(f-1)(f-2)}{6} \left[I_{18}(d) + I_{18}(a) \right. \right. \\
 &\quad \left. \left. + I_{19}(d) + I_{19}(a) + I_{20}(d) + I_{20}(a) \right] + \frac{f(f-1)(f-2)(f-3)}{24} \left[I_{21}(d) + I_{21}(a) \right] \right\} \Big|_{q=0}. \quad (4.20)
 \end{aligned}$$

Here, $I_i(d)$, $I_i(a)$ are integrals listed in the appendix. Performing the integration according to (4.15) and evaluating the double ε , δ -expansion, we find for the gyration radius:

$$\begin{aligned}
 \overline{\langle R_{\text{gstar}}^2 \rangle} &= \frac{dS}{6f} (3f-2) \left\{ 1 + b \frac{2}{\varepsilon} - w \frac{2}{\delta} \right. \\
 &\quad \left. - (b-w) \left[\frac{13}{12} + \frac{13}{2} \frac{(f-1)(f-2)}{3f-2} - \ln(2) \frac{4(f-1)(3f-5)}{3f-2} \right] \right\}. \quad (4.21)
 \end{aligned}$$

The result for the radius of gyration of a single chain of total length fS is straightforward:

$$\begin{aligned}
 \overline{\langle R_{\text{gchain}}^2 \rangle} &= \frac{d(Sf)}{6} \left[1 + b f^{\varepsilon/2} \left(\frac{2}{\varepsilon} - \frac{13}{12} \right) - w f^{\delta/2} \left(\frac{2}{\delta} - \frac{13}{12} \right) \right] \\
 &= \frac{d(Sf)}{6} \left[1 + b \left(\frac{2}{\varepsilon} - \frac{13}{12} \right) - w \left(\frac{2}{\delta} - \frac{13}{12} \right) + (b-w) \ln(f) \right]. \quad (4.22)
 \end{aligned}$$

Finally, we need to perform renormalization of coupling constants. To this end, we need the contributions to the partition function $\overline{Z(S, S)}$ of a system of two interacting polymer chains of the same length L . In the diagrammatic representation of this function, one takes only those terms into account which contain at least one interaction line (see figure 5). In general, performing a thorough dimensional analysis of the contributions produced by different diagrams, we find two distinct classes of the diagrams. The first

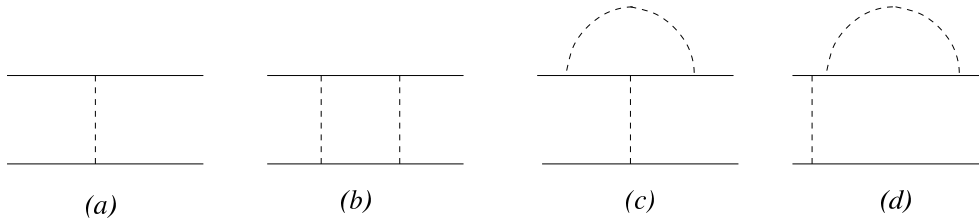


Figure 5. Diagrammatic presentation of contributions into the partition function of two interacting chains.

class of graphs produces the terms which behave as $[S]^2[b_0]$, the sum of all such terms contributing to the function denoted by $\overline{Z}_{b_0}(S, S)$; the second class of diagrams behaves as $[S]^2[w_0]$ and thus contributes to the function $\overline{Z}_{w_0}(S, S)$.

We find the contributions to functions $\overline{Z}_{b_0}(S, S)$ and $\overline{Z}_{w_0}(S, S)$ as:

$$\begin{aligned} \overline{Z}_{b_0}(S, S) &= -b_0 S^2 \left[1 - \frac{8b}{(2-d)(4-d)} + \frac{8w}{(2-a)(4-a)} \right. \\ &\quad - 32b \frac{d + 2^{4-d/2} - 10}{(d-2)(d-4)(d-6)(d-8)} \\ &\quad - 32 \frac{w^2}{b} \frac{2a-d + 2^{4-(2a-d)/2} - 10}{(2a-d-2)(2a-d-4)(2a-d-6)(2a-d-8)} \\ &\quad \left. + 64w \frac{a + 2^{4-a/2} - 10}{(a-2)(a-4)(a-6)(a-8)} \right], \\ \overline{Z}_{w_0}(S, S) &= w_0 S^2 \left[1 - \frac{8b}{(2-d)(4-d)} + \frac{8w}{(2-a)(4-a)} \right]. \end{aligned} \quad (4.23)$$

We may, therefore, define the dimensionless renormalized coupling constants b_R , w_R by (3.8):

$$\begin{aligned} b_R &= - \frac{\overline{Z}_b(S, S)}{\langle Z(S) \rangle^2} [2\pi\chi_0(b_0, w_0)S]^{-\frac{d}{2}}, \\ w_R &= - \frac{\overline{Z}_w(S, S)}{\langle Z(S) \rangle^2} [2\pi\chi_0(b_0, w_0)S]^{-\frac{a}{2}}. \end{aligned} \quad (4.24)$$

The RG flows of the renormalized coupling constants are governed by corresponding β -functions:

$$\beta_{b_R}(b, w) = 2S \frac{\partial b_R}{\partial S}, \quad \beta_{w_R}(b, w) = 2S \frac{\partial w_R}{\partial S}. \quad (4.25)$$

Reexpressing in (4.25) b and w in terms of the renormalized couplings (4.24), we finally have:

$$\begin{aligned} \beta_{b_R}(b_R, w_R) &= (4-d)b_R - b_R^2 \frac{2d}{6-d} + w_R b_R \frac{2d}{6-a} + 32b_R^2 \frac{d + 2^{4-d/2} - 10}{(d-2)(d-6)(d-8)} \\ &\quad + 32w_R^2 \frac{2a-d + 2^{4-(2a-d)/2} - 10}{(2a-d-2)(2a-d-6)(2a-d-8)} - 64b_R w_R \frac{a + 2^{4-a/2} - 10}{(a-2)(a-6)(a-8)}, \\ \beta_{w_R}(b_R, w_R) &= -(4-a)w_R - w_R^2 \frac{2a}{6-a} + b_R w_R \frac{2a}{6-d}. \end{aligned} \quad (4.26)$$

Performing a double ε , δ expansion and keeping the terms up to linear in these parameters, we then have the RG functions:

$$\begin{aligned} \beta_b &= \varepsilon b_R - 8b_R^2 - 4w_R^2 + 12b_R w_R, \\ \beta_w &= -\delta w_R - 4w_R^2 + 4b_R w_R. \end{aligned} \quad (4.27)$$

The fixed points b_R^* , w_R^* of the renormalization group transformations are defined as the common zeros of the RG functions (4.27). We find three distinct fixed points that determine the scaling behavior of the system in various regions of the a and d plane:

$$\text{Gaussian:} \quad b_R^* = 0, w_R^* = 0 \quad \text{stable at} \quad \varepsilon, \delta < 0, \quad (4.28)$$

$$\text{Pure:} \quad b_R^* = \frac{\varepsilon}{8}, w_R^* = 0 \quad \text{stable at} \quad \delta < \varepsilon/2, \quad (4.29)$$

$$\text{LR:} \quad b_R^* = \frac{\delta^2}{4(\varepsilon - \delta)}, w_R^* = \frac{\delta(\varepsilon - 2\delta)}{4(\delta - \varepsilon)} \quad \text{stable at} \quad \varepsilon/2 < \delta < \varepsilon. \quad (4.30)$$

Here and below, the index LR means that the corresponding quantity is evaluated in the region of d , a plane, where the effect of long-range-correlated disorder is relevant.

We can also find the estimates for critical exponents that govern the scaling of star polymers in solutions in the presence of a correlated disorder. Making use of definition (3.3), recalling the expression or renormalized scale (4.14) and passing to the renormalized couplings, we have:

$$v(b_R, w_R) = \frac{1}{2} + \frac{b_R}{2} - \frac{w_R}{2}. \quad (4.31)$$

Evaluating this expression at fixed points of the renormalization group transformation (4.28)–(4.30), we find the corresponding estimates for the size exponents:

$$v^{\text{Gaussian}} = \frac{1}{2}, \quad (4.32)$$

$$v^{\text{Pure}} = \frac{1}{2} + \frac{\varepsilon}{16}, \quad (4.33)$$

$$v^{\text{LR}} = \frac{1}{2} + \frac{\delta}{8}. \quad (4.34)$$

Note that these exponents govern the scaling behavior of macromolecules in the regions of stability of the corresponding fixed points (4.28)–(4.30).

Similarly, evaluating (3.6) and taking into account (4.10), one finds in terms of renormalized couplings:

$$\gamma(b_R, w_R) = 1 + \frac{b_R f(3-f)}{2} - \frac{w_R f(3-f)}{2}. \quad (4.35)$$

Again, evaluating this expression at the fixed points (4.28)–(4.30), we find:

$$\gamma_f^{\text{Gaussian}} = 1, \quad (4.36)$$

$$\gamma_f^{\text{Pure}} = \frac{1}{2} + \frac{\varepsilon}{16} f(3-f), \quad (4.37)$$

$$\gamma_f^{\text{LR}} = \frac{1}{2} + \frac{\delta}{8} f(3-f). \quad (4.38)$$

At $f = 1$, one restores the corresponding exponents for a single polymer chain. Note, that the first-order expressions for fixed point coordinates (4.28)–(4.30) and for critical exponents (4.32)–(4.34) and (4.36)–(4.38) were obtained here for an annealed system. Thus, with v^{LR} and γ_f^{LR} as obtained in the regime of *annealed* disorder, we restore the corresponding exponents that govern the scaling of polymers in solutions in the presence of a *quenched* long-ranged correlated disorder studied by us earlier [36, 37]. This supports the statement of equivalence between the annealed and quenched averaging when dealing with polymer systems.

Finally, we obtain estimates for the size ratio $g = \overline{\langle R_{g\text{star}}^2 \rangle} / \overline{\langle R_{g\text{chain}}^2 \rangle}$ of star and linear polymers, recalling (4.21) and (4.22):

$$g(f) = \begin{cases} g^{\text{Gaussian}}, & \varepsilon, \delta < 0, \\ g^{\text{Pure}}, & \delta < \varepsilon/2, \\ g^{\text{LR}}, & \varepsilon/2 < \delta < \varepsilon \end{cases} \quad (4.39)$$

with:

$$g^{\text{Gaussian}} = \frac{3f-2}{f^2}, \quad (4.40)$$

$$g^{\text{Pure}} = \frac{3f-2}{f^2} \left\{ 1 - \frac{\varepsilon}{8} \left[\frac{13}{2} \frac{(f-1)(f-2)}{3f-2} - \ln(2) \frac{4(f-1)(3f-5)}{3f-2} + \ln(f) \right] \right\}, \quad (4.41)$$

$$g^{\text{LR}} = \frac{3f-2}{f^2} \left\{ 1 - \frac{\delta}{4} \left[\frac{13}{2} \frac{(f-1)(f-2)}{3f-2} - \ln(2) \frac{4(f-1)(3f-5)}{3f-2} + \ln(f) \right] \right\}. \quad (4.42)$$

With g^{Pure} , we restore the size ratio for the case of polymers in a pure solvent evaluated previously in references [17–19].

5. Conclusions and outlook

In the present paper, we have studied the impact of structural disorder on the static scattering function of f -arm star branched polymers in d dimensions. To this end, we consider the model of a star polymer immersed in a good solvent in the presence of structural defects, correlated at large distances according to (1.6) with parameter a [35]. The impact of such long-range-correlated disorder on the scaling of linear and star branched polymers has been analyzed in our previous works [36, 37]. Here, we are interested, in particular, in the ratio $g(f)$ of scattering intensities of star and linear polymers of the same molecular weight, which is a universal experimentally measurable quantity [see (1.3)]. We used a direct polymer renormalization approach [1] and evaluated the results within the double $\varepsilon = 4 - d$, $\delta = 4 - a$ -expansion.

Let us analyze the expressions obtained for the size ratio of star and linear polymers in a solution in the presence of structural defects. First of all, as far as the $\delta = 4 - a$ -prefactor in (4.42) is positive for all $f > 2$, one immediately concludes that the stronger the correlations of disorder (i.e., the larger is parameter δ), the larger is the size ratio $g(f)$ and thus, the smaller is the distinction between the size measure of a star and linear polymers of the same molecular weight. In figure 6 (a), we present the estimates for the size ratio (4.42) as a function of the number of arms f obtained by a direct evaluation at several fixed values of the correlation parameter δ . Besides an expected increase of $g^{\text{LR}}(f)$ with growing δ at each fixed f , we also notice a decrease of the size ratio with f for any fixed δ . As can be seen from (4.40), this occurs already at the gaussian approximation: re-arranging the monomers of a linear chain into the shape of a star naturally leads to a smaller size and this effect becomes stronger when the star has more arms.

Another interesting aspect results from a qualitative comparison of the impact of a long-range-correlated disorder on the size ratio with the impact of the excluded volume effect in a pure solvent. We consider the ratio:

$$\frac{g^{\text{Pure}}(f)}{g^{\text{LR}}(f)} = 1 - \left(\frac{\varepsilon}{8} - \frac{\delta}{4} \right) \left[\frac{13}{2} \frac{(f-1)(f-2)}{3f-2} - \ln(2) \frac{4(f-1)(3f-5)}{3f-2} + \ln(f) \right]. \quad (5.1)$$

In figure 6 (b), we present the evaluation of this ratio as a function of f at three dimensions (taking $\varepsilon = 1$) and several fixed values of correlation parameter δ . Note, that a correlated disorder with $\delta = 0.5$ plays the role of “marginal”, separating a region where the ratio (5.1) increases with f (at $\delta < 0.5$) and a region where it decreases with f (any $\delta > 0.5$).

Let us recall that with the critical exponents ν^{LR} (4.34) and γ_f^{LR} (4.38) that we obtained in the present paper in the regime of *annealed* disorder, we restore the corresponding exponents that govern the scaling of polymers in solutions in the presence of a *quenched* long-ranged correlated disorder, studied by us earlier [36, 37]. This supports the statement of equivalence between the annealed and quenched averaging when dealing with polymer systems. Thus, our qualitative estimates for the size ratio of star and linear polymers in annealed correlated disorder (4.42) also holds for the case of quenched systems.

Note that our results are based on the first-order perturbation theory expansions and provide a qualitative description of the impact of structural disorder on the quantities of interest. To obtain reliable quantitative estimates, the higher order analysis would be worthwhile, which is the subject of our forthcoming studies.

Acknowledgements

This work was supported in part by the FP7 EU IRSES project N269139 ‘‘Dynamics and Cooperative Phenomena in Complex Physical and Biological Media’’ and Applied Research Fellowship of Coventry University.

Appendix

Here, as an example we evaluate the analytic expression corresponding to diagram (9) in figure 4 (shown more in detail in figure 7) presenting contributions into the radius of gyration of a star polymer. We have for this contribution:

$$\begin{aligned} \overline{\langle e^{-i\vec{q}[\vec{r}_1(s_2) - \vec{r}_1(s_1)]} \rangle_{(9)}} &= -b_0 \int \mathcal{D}r \exp \left\{ -\frac{1}{2} \sum_{i=1}^f \int_0^S ds \left[\frac{dr_i(s)}{ds} \right]^2 \right\} \\ &\times e^{-i\vec{q}[\vec{r}_1(s_2) - \vec{r}_1(s_1)]} \int_{s_2}^S ds' \int_0^S ds'' \int d\vec{k} e^{-i\vec{k}[\vec{r}_1(s') - \vec{r}_2(s'')]} . \end{aligned}$$

Rewriting the last exponent:

$$-i\vec{k} [\vec{r}_1(s') - \vec{r}_2(s'')] = -i\vec{k} \{ [\vec{r}_1(s') - \vec{r}_1(s_2)] + [\vec{r}_1(s_2) - \vec{r}_1(s_1)] + [\vec{r}_1(s_1) - \vec{r}_2(s'')] \}, \quad (5.2)$$

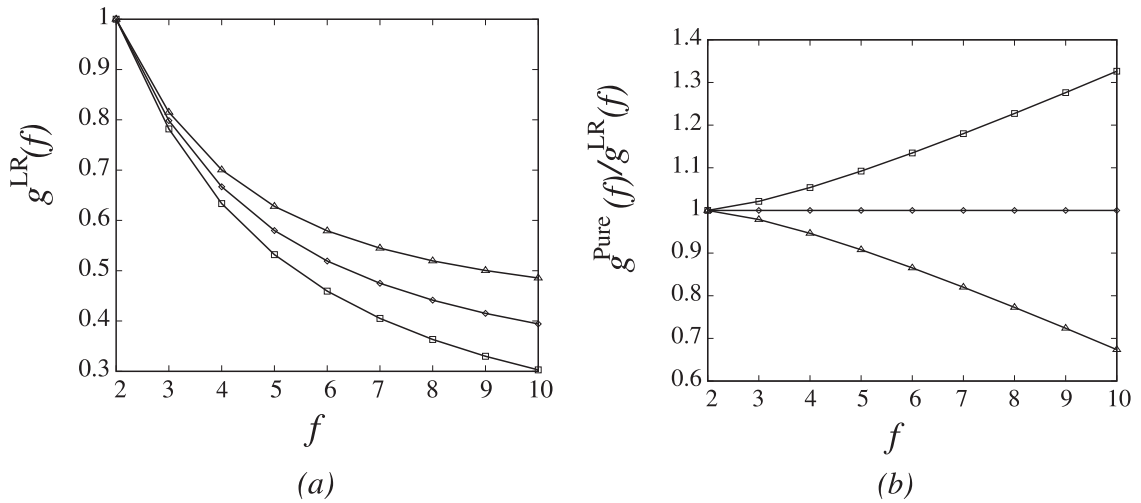


Figure 6. Left: the size ratio (4.42) as a function of f at different values of correlation parameter δ . From below: $\delta = 0.1$, $\delta = 0.5$, $\delta = 1.0$. Right: the ratio (5.1) as a function of f at different values of correlation parameter δ . From above: $\delta = 0.1$, $\delta = 0.5$, $\delta = 1.0$. In both (a) and (b) we fix the value of parameter $\varepsilon = 1$.

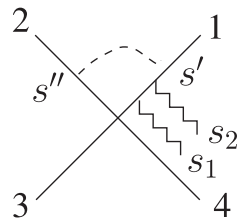


Figure 7. Example of diagrammatic contribution into the radius of gyration of a star polymer (4.15).

and making use of (4.3)–(4.5), one arrives at:

$$\overline{\langle e^{-i\vec{q}(\vec{r}_1(s_2) - \vec{r}_1(s_1))} \rangle_{(9)}} = -b_0 \int \mathcal{D}r \exp \left\{ -\frac{1}{2} \sum_{i=1}^f \int_0^S ds \left[\frac{d\vec{r}_i(s)}{ds} \right]^2 \right\} I_9(d) \quad (5.3)$$

with:

$$\begin{aligned} I_9(d) &\equiv \int_0^S ds'' \int_{s_2}^S ds' \int d\vec{k} e^{-\frac{k^2}{2}(s' - s_2 + s_1 + s'') - \frac{(\vec{q} + \vec{k})^2}{2}(s_2 - s_1)} \\ &= e^{-\frac{q^2}{2}(s_2 - s_1)} \int_0^S ds'' \int_{s_2}^S ds' \int d\vec{k} e^{-\frac{k^2}{2}(s' + s'') - \vec{q}\vec{k}(s_2 - s_1)} \\ &= (2\pi)^{-d/2} e^{-\frac{q^2}{2}(s_2 - s_1)} \int_0^S ds'' \int_{s_2}^S ds' (s'' + s')^{-d/2} e^{\frac{q^2}{2} \frac{(s_2 - s_1)^2}{(s'' + s')}}. \end{aligned} \quad (5.4)$$

Taking the derivative over q according to (4.16) we get:

$$\begin{aligned} \left. \frac{\partial I_9(d)}{\partial q^2} \right|_{q=0} &= (2\pi)^{-d/2} d(s_2 - s_1) \int_0^S ds'' \int_{s_2}^S ds' (s'' + s')^{-d/2} \\ &\quad - (2\pi)^{-d/2} d(s_2 - s_1)^2 \int_0^S ds'' \int_{s_2}^S ds' (s'' + s')^{-d/2 - 1} \\ &= (2\pi)^{-d/2} \frac{d(s_2 - s_1)}{(1 - d/2)(2 - d/2)} \left[(2S)^{2-d/2} - (S + s_2)^{2-d/2} - S^{2-d/2} + s_2^{2-d/2} \right] \\ &\quad - (2\pi)^{-d/2} \frac{d(s_2 - s_1)^2}{(1 - d/2)(-d/2)} \left[(2S)^{1-d/2} - (S + s_2)^{1-d/2} - S^{1-d/2} + s_2^{1-d/2} \right]. \end{aligned} \quad (5.5)$$

Finally, the contribution into the gyration radius (4.15) can be found by integrating over s_1, s_2 . Note, that the Gaussian integral in (5.3) cancels against the numerator when averaging (4.12) is performed.

The expressions corresponding to other diagrams in figure 4 are listed below (note, that $I(d)$ and $I(a)$ arise, correspondingly, when treating interactions with couplings b_0 and w_0 , respectively). The factors $(2\pi)^{-d/2}$ and $(2\pi)^{-a/2}$ in front of each integral are omitted.

$$\begin{aligned} I_1(d) &= e^{-\frac{q^2}{2}(s_2 - s_1)} \int_{s_2}^S ds'' \int_{s_1}^{s_2} ds' (s'' - s')^{-d/2} e^{\frac{q^2}{2} \frac{(s_2 - s_1)^2}{(s'' - s')}} , \\ I_2(d) &= e^{-\frac{q^2}{2}(s_2 - s_1)} \int_{s_1}^{s_2} ds'' \int_0^{s_1} ds' (s'' - s')^{-d/2} e^{\frac{q^2}{2} \frac{(s'' - s_1)^2}{(s'' - s')}} , \\ I_3(d) &= e^{-\frac{q^2}{2}(s_2 - s_1)} \int_{s_2}^S ds'' \int_0^{s_1} ds' (s'' - s')^{-d/2} e^{\frac{q^2}{2} \frac{(s_2 - s_1)^2}{(s'' - s')}} , \\ I_4(d) &= e^{-\frac{q^2}{2}(s_2 - s_1)} \int_{s_2}^S ds'' \int_{s_2}^{s''} ds' (s'' - s')^{-d/2} , \\ I_5(d) &= e^{-\frac{q^2}{2}(s_2 - s_1)} \int_0^{s_1} ds'' \int_0^{s''} ds' (s'' - s')^{-d/2} , \end{aligned}$$

$$\begin{aligned}
I_6(d) &= e^{-\frac{q^2}{2}(s_2-s_1)} \int_{s_1}^{s_2} ds'' \int_{s_1}^{s''} ds' (s''-s')^{-d/2} e^{\frac{q^2}{2}(s''-s_1)}, \\
I_7(d) &= e^{-\frac{q^2}{2}(s_2-s_1)} \int_0^S ds'' \int_0^{s_1} ds' (s''+s')^{-d/2}, \\
I_8(d) &= e^{-\frac{q^2}{2}(s_2-s_1)} \int_0^S ds'' \int_{s_1}^{s_2} ds' (s''+s')^{-d/2} e^{\frac{q^2}{2} \frac{(s'-s_1)^2}{(s'+s'')}}, \\
I_9(d) &= e^{-\frac{q^2}{2}(s_2-s_1)} \int_0^S ds'' \int_{s_2}^S ds' (s''+s')^{-d/2} e^{\frac{q^2}{2} \frac{(s_2-s_1)^2}{(s'+s'')}}, \\
I_{10}(d) &= e^{-\frac{q^2}{2}(s_2-s_1)} \int_0^S ds'' \int_0^S ds' (s''+s')^{-d/2}, \\
I_{11}(d) &= e^{-\frac{q^2}{2}(s_2-s_1)} \int_0^S ds'' \int_0^{s''} ds' (s''-s')^{-d/2}, \\
I_{12}(d) &= e^{-\frac{q^2}{2}(s_2+s_1)} \int_{s_1}^S ds'' \int_{s_1}^{s''} ds' (s''-s')^{-d/2}, \\
I_{13}(d) &= e^{-\frac{q^2}{2}(s_2+s_1)} \int_{s_1}^S ds'' \int_0^{s_1} ds' (s''-s')^{-d/2} e^{\frac{q^2}{2} \frac{(s_1-s')^2}{(s''-s')}}, \\
I_{14}(d) &= e^{-\frac{q^2}{2}(s_2+s_1)} \int_0^{s_1} ds'' \int_0^{s''} ds' (s''-s')^{-d/2} e^{\frac{q^2}{2}(s''-s')}, \\
I_{15}(d) &= e^{-\frac{q^2}{2}(s_2+s_1)} \int_{s_2}^S ds'' \int_{s_1}^S ds' (s''+s')^{-d/2} e^{\frac{q^2}{2} \frac{(s_1+s_2)^2}{(s''+s')}}, \\
I_{16}(d) &= e^{-\frac{q^2}{2}(s_2+s_1)} \int_0^{s_2} ds'' \int_{s_1}^S ds' (s''+s')^{-d/2} e^{\frac{q^2}{2} \frac{(s_1+s')^2}{(s''+s')}}, \\
I_{17}(d) &= e^{-\frac{q^2}{2}(s_2+s_1)} \int_0^{s_2} ds'' \int_0^{s_1} ds' (s''+s')^{-d/2} e^{\frac{q^2}{2}(s''+s')}, \\
I_{18}(d) &= e^{-\frac{q^2}{2}(s_2+s_1)} \int_0^S ds'' \int_0^{s_2} ds' (s''+s')^{-d/2} e^{\frac{q^2}{2} \frac{(s')^2}{(s''+s')}}, \\
I_{19}(d) &= e^{-\frac{q^2}{2}(s_2+s_1)} \int_{s_2}^S ds'' \int_0^S ds' (s''+s')^{-d/2} e^{\frac{q^2}{2} \frac{(s_2)^2}{(s''+s')}}, \\
I_{20}(d) &= e^{-\frac{q^2}{2}(s_2+s_1)} \int_0^S ds'' \int_0^{s''} ds' (s''-s')^{-d/2}, \\
I_{21}(d) &= e^{-\frac{q^2}{2}(s_2+s_1)} \int_0^S ds'' \int_0^S ds' (s''+s')^{-d/2}.
\end{aligned}$$

References

1. Des Cloizeaux J., Jannink G., *Polymers in Solution: Their Modeling and Structure*. Clarendon Press, Oxford, 1990.
2. Roovers J.E.L., Bywater S., *Macromolecules*, 1972, **5**, 384; doi:10.1021/ma60028a010.
3. Roovers J., Hadjichristidis N., Fetters L.J., *Macromolecules*, 1983, **16**, 214; doi:10.1021/ma00236a012.
4. Huber K., Burchard W., Fetters L.J., *Macromolecules*, 1984, **17**, 541; doi:10.1021/ma00134a006.
5. Khasat N., Pennisi R.W., Hadjichristidis N., Fetters L.J., *Macromolecules*, 1988, **21**, 1100; doi:10.1021/ma00182a042.
6. Bauer B.J., Fetters L.J., Graessley W.W., Hadjichristidis N., Quack G.F., *Macromolecules*, 1989, **22**, 2337; doi:10.1021/ma00195a058.
7. Merkle G., Burchard W., Lutz P., Freed K.F., Gao J., *Macromolecules*, 1993, **26**, 2736; doi:10.1021/ma00063a016.
8. Grest G.S., Fetters L.J., Huang J.S., Richter D., *Adv. Chem. Phys.*, 1996, **94**, 67; doi:10.1002/9780470141533.ch2.
9. Likos C.N., *Phys. Rep.*, 2001, **348**, 267; doi:10.1016/S0370-1573(00)00141-1.
10. *Condens. Matter Phys.*, 2002, **5**, No. 1. Special Issue "Star Polymers". Eds. von Ferber C., Holovatch Yu.
11. Duplantier B., *J. Stat. Phys.*, 1989, **54**, 581; doi:10.1007/BF01019770.
12. Schäfer L., von Ferber C., Lehr U., Duplantier B., *Nucl. Phys. B*, 1992, **374**, 473; doi:10.1016/0550-3213(92)90397-T.
13. Likos C.N., Harreis H.M., *Condens. Matter Phys.*, 2002, **5**, 173.
14. Likos C.N., Löwen H., Watzlawek M., Abbas B., Jucknischke O., Allgaier J., Richter D., *Phys. Rev. Lett.*, 1998, **80** 4450; doi:10.1103/PhysRevLett.80.4450.
15. Zimm B.H., Stockmayer W.H., *J. Chem. Phys.*, 1949, **17**, 1301; doi:10.1063/1.1747157.
16. Daoud M., Cotton J.P., *J. Phys.*, 1982, **43**, 531; doi:10.1051/jphys:01982004303053100.
17. Miyake A., Freed K.F., *Macromolecules*, 1983, **16**, 1228; doi:10.1021/ma00241a035.
18. Miyake A., Freed K.F., *Macromolecules*, 1984, **17**, 678; doi:10.1021/ma00134a026.
19. Alessandrini J.L., Carignano M.A., *Macromolecules*, 1992, **25**, 1157; doi:10.1021/ma00029a024.
20. Whittington S.G., Lipson J.E.G., Wilkinson M.K., Gaunt D.S., *Macromolecules*, 1986, **19**, 1241; doi:10.1021/ma00158a050.
21. Grest G., Kremer K., Wittington T.A., *Macromolecules*, 1987, **20**, 1316; doi:10.1021/ma00172a035.
22. Batoulis J., Kremer K., *Macromolecules*, 1989, **22**, 4277; doi:10.1021/ma00201a024.
23. Bishop M., Clarke J.H.R., Freire J.J., *J. Chem. Phys.*, 1993, **98**, 3452; doi:10.1063/1.464064.
24. Wei G., *Macromolecules*, 1997, **30**, 2125; doi:10.1021/ma9609902.
25. Pusey P.N., van Meegen W., *Nature*, 1986, **320**, 340; doi:10.1038/320340a0.
26. Cannell D.S., Rondelez F., *Macromolecules*, 1980, **13**, 1599; doi:10.1021/ma60078a046.
27. Dullen A.L., *Porous Media: Fluid Transport and Pore Structure*. Academic, New York, 1979.
28. Goodesell D.S., *Trends Biochem. Sci.*, 1991, **16** 203; doi:10.1016/0968-0004(91)90083-8.
29. Horwath A., *Nature*, 2004, **431**, 520; doi:10.1038/431520a.
30. Minton A., *J. Biol. Chem.*, 2001, **276**, 10577; doi:10.1074/jbc.R100005200.
31. Kim Y., *J. Phys. C*, 1983, **16**, 1345; doi:10.1088/0022-3719/16/8/005.
32. Nakanishi H., Lee S.B., *J. Phys. A*, 1991, **24**, 1355; doi:10.1088/0305-4470/24/6/026.
33. Lee S.B., Nakanishi H., *Phys. Rev. Lett.*, 1988, **61**, 2022; doi:10.1103/PhysRevLett.61.2022.
34. Sahimi M., *Flow and Transport in Porous Media and Fractured Rock*. VCH, Weinheim, 1995.
35. Weinrib A., Halperin B.I., *Phys. Rev. B*, 1983, **27**, 413; doi:10.1103/PhysRevB.27.413.
36. Blavats'ka V., von Ferber C., Holovatch Yu., *Phys. Rev. E*, 2001, **64**, 041102; doi:10.1103/PhysRevE.64.041102.
37. Blavats'ka V., von Ferber C., Holovatch Yu., *Phys. Rev. E*, 2006, **74**, 031801; doi:10.1103/PhysRevE.74.031801.
38. Brout R., *Phys. Rev.*, 1959, **115**, 824; doi:10.1103/PhysRev.115.824.
39. Folk R., Holovatch Yu., Yavors'kii T., *Physics-Uspiekh*, 2003, **46**, 169; doi:10.1070/PU2003v046n02ABEH001077. see also the review papers in volume series "Order, Disorder and Criticality. Advanced Problems of Phase Transition Theory", ed. Yu. Holovatch. World Scientific, Singapore, 2004, vol. 1, 2007, vol. 2, 2012, vol. 3 (to appear).
40. Cherayil B.J., *J. Chem. Phys.*, 1990, **92**, 6246; doi:10.1063/1.458349.
41. Wu D., Hui K., Chandler D., *J. Chem. Phys.*, 1991, **96**, 835; doi:10.1063/1.462469.
42. Ippolito I., Bideau D., Hansen A., *Phys. Rev. E*, 1998, **57**, 3656; doi:10.1103/PhysRevE.57.3656.
43. Patel D.M., Fredrickson G.H., *Phys. Rev. E*, 2003, **68**, 051802; doi:10.1103/PhysRevE.68.051802.
44. Baumgärtner A., Muthukumar M., *Adv. Chem. Phys.*, 1996, **94**, 625; doi:10.1002/9780470141533.ch6.
45. Zinn-Justin J., *Phase Transitions and Critical Phenomena*. Oxford University Press, Oxford, 1996.
46. Kleinert H., Schulte-Frohlinde V., *Critical Properties of φ^4 -Theories*. World Scientific, Singapore, 2011.
47. Amit D.J., *Field Theory, the Renormalization Group, and Critical Phenomena*. World Scientific, Singapore, 1984.

Вплив безладу на статичну функцію розсіяння зіркових полімерів

В. Блавацька¹, К. фон Фербер^{2,3}, Ю. Головач¹

¹ Інститут фізики конденсованих систем НАН України, 79011 Львів, Україна

² Дослідницький центр прикладної математики, Університет Ковентрі, CV1 5FB Ковентрі, Великобританія

³ Інститут теоретичної фізики II, Університет ім. Гайнріха Гайне, D-40225 Дюссельдорф, Німеччина

Представлено аналіз впливу структурного безладу на статичну функцію розсіяння f -гілкового зіркового полімера у d -вимірному просторі. Розглянуто модель зіркового полімера у хорошому розчиннику в присутності структурних дефектів, скорельованих на великих віддалях r згідно степеневому закону $\sim r^{-a}$. Зокрема, ми цікавимося відношенням $g(f)$ інтенсивностей розсіяння зіркового та лінійного полімерів однакової молекулярної маси, що є універсальною, експериментально спостережуваною величиною. Ми застосовуємо метод прямого полімерного перенормування і використовуємо подвійний $\varepsilon = 4 - d$, $\delta = 4 - a$ -розклад. Знайдено зростання величини $g(f)$ із зростанням параметра δ . Таким чином, зростання кореляцій безладу приводить до зменшення відмінності між розміром зіркових та лінійних полімерів із однаковою молекулярною вагою.

Ключові слова: полімери, структурний безлад, універсальність, ренормалізаційна група
