

Spatial heterogeneity promotes coexistence of rock-paper-scissor metacommunities

BY SEBASTIAN J. SCHREIBER¹ AND TIMOTHY P. KILLINGBACK²

¹*Department of Evolution and Ecology and the Center for Population Biology University of California, Davis, California 95616 USA, e-mail: sschreiber@ucdavis.edu*

²*Department of Mathematics, University of Massachusetts, Boston, Massachusetts 02125 USA, e-mail: timothy.killingback@umb.edu*

Abstract. The rock-paper-scissor game – which is characterized by three strategies R,P,S, satisfying the non-transitive relations S excludes P, P excludes R, and R excludes S – serves as a simple prototype for studying more complex non-transitive systems. For well-mixed systems where interactions result in fitness reductions of the losers exceeding fitness gains of the winners, classical theory predicts that two strategies go extinct. The effects of spatial heterogeneity and dispersal rates on this outcome are analyzed using a general framework for evolutionary games in patchy landscapes. The analysis reveals that coexistence is determined by the rates at which dominant strategies invade a landscape occupied by the subordinate strategy (e.g. rock invades a landscape occupied by scissors) and the rates at which subordinate strategies get excluded in a landscape occupied by the dominant strategy (e.g. scissor gets excluded in a landscape occupied by rock). These invasion and exclusion rates correspond to eigenvalues of the linearized dynamics near single strategy equilibria. Coexistence occurs when the product of the invasion rates exceeds the product of the exclusion rates. Provided there is sufficient spatial variation in payoffs, the analysis identifies a critical dispersal rate d^* required for regional persistence. For dispersal rates below d^* , the product of the invasion rates exceed the product of the exclusion rates and the rock-paper-scissor metacommunities persist regionally despite being extinction prone locally. For dispersal rates above d^* , the product of the exclusion rates exceed the product of the invasion rates and the strategies are extinction prone. These results highlight the delicate interplay between spatial heterogeneity and dispersal in mediating long-term outcomes for evolutionary games.

Author's Summary: The rock-paper-scissor game, which might initially seem to be of purely theoretical interest, plays an important role in describing the behavior of various real-world systems including the evolution of alternative male mating strategies in the side-blotched lizard, the evolution of bacterial populations, and coexistence in plant communities. While the importance of dispersal in mediating coexistence for these intransitive communities has been documented in theoretical and empirical studies, these studies have, by in large, ignored the role of spatial heterogeneity in mediating coexistence. We introduce and provide a detailed analysis of models for evolutionary games in a patchy environment. Our analysis reveals that spatial heterogeneity coupled with low dispersal rates can mediate regional coexistence, despite species being extinction prone in all patches. The results suggests that diversity is maintained by a delicate interplay between dispersal rates and spatial heterogeneity.

Keywords: rock-scissors-paper game, non-transitive interactions, evolutionary game theory, replicator dynamics, spatial heterogeneity, metacommunity dynamics

Introduction

1 Since its inception over 30 years ago evolutionary game theory has become a major theoretical
2 framework for studying the evolution of frequency dependent systems in biology [Maynard Smith,
3 1982, Hofbauer and Sigmund, 1998, 2003]. There have been numerous applications of evolutionary
4 game theory in biology (and increasingly also in economics and the social sciences), ranging from
5 the evolution of cooperation [Axelrod, 1984, Axelrod and Hamilton, 1981] and animal conflicts
6 [Maynard Smith and Price, 1973], to the evolution of sex ratios [Hamilton, 1967], and the origin of
7 anisogamy [Parker et al., 1972]. Indeed it is striking that three of the simplest possible games that
8 can be considered, the Prisoner's Dilemma game [Axelrod, 1984], the Hawk-Dove (or Snowdrift)
9 game [Maynard Smith, 1982], and the Rock-Paper-Scissor game [Hofbauer and Sigmund, 1998],
10 have all found fruitful applications in the study of important biological problems, namely, the
11 evolution of cooperation [Axelrod, 1984, Axelrod and Hamilton, 1981], the evolution of animal
12 contests [Maynard Smith, 1982, Maynard Smith and Price, 1973], and the evolution of Red Queen
13 dynamics [Sinervo and Lively, 1996, Kerr et al., 2002, Kirkup and Riley, 2004] (in which the system
14 cycles constantly between the different possible strategies).

15 In formulating evolutionary game theory it is often assumed that the individual strategists
16 interact at random in a well-mixed population. Under this assumption the evolutionary game
17 dynamics can be formulated as a system of ordinary differential equations, the replicator equations,
18 which describe the time evolution of the different strategies in the game [Maynard Smith, 1982,
19 Hofbauer and Sigmund, 1998]. Any evolutionary stable strategies (i.e. a strategy, which if adopted
20 by almost all members of the population, cannot be invaded by any mutant strategy) is a stable
21 equilibrium of the replicator equations [Hofbauer and Sigmund, 1998].

22 In many situations the assumption that the population is well-mixed, with individuals interact-
23 ing randomly throughout the whole population, is not realistic. This will often be the case if there is
24 some spatial structure in the population, which results in individuals interacting more with neigh-
25 boring individuals than with more distant ones. One way of modeling a structured population is to
26 assume that individuals are associated with the vertices of a graph, with two individuals interacting

27 if the corresponding vertices are connected by an edge. This approach leads to a network based
28 formulation of evolutionary game theory in which the evolutionary dynamics on the graph is deter-
29 mined by a suitable deterministic or stochastic analogue of the replicator dynamics. Evolutionary
30 games on graphs have been rather well studied [Nowak and May, 1992, Killingback and Doebeli,
31 1996, Nakamaru et al., 1997, Hauert and Szabo, 2003, Ifti et al., 2004, Hauert and Doebeli, 2004,
32 Santos and Pacheco, 2005, Ohtsuki et al., 2006]. One of the basic conclusions of this work is that
33 the evolutionary dynamics of a game on a graph can be quite different from the dynamics of the
34 game in a well-mixed population. A particularly important instance of this is that cooperation can
35 be maintained in the Prisoner’s Dilemma game on a graph. In contrast, in a well-mixed population
36 cooperation is always driven to extinction by defection.

37 An alternative way of modeling a structured population is to assume that it is composed of a
38 number of local populations, within which individuals interact randomly, coupled by dispersal. In
39 this approach the total population or community is modeled as a metapopulation or metacommunity.
40 Metapopulation and metacommunity structure is known to have important implications for
41 population dynamics in ecology and evolution [Hanski, 1999, Holyoak et al., 2005, Schreiber, 2010].

42 In spite of the considerable amount of work that has been devoted to understanding the eco-
43 logical and genetic consequences of metacommunity structure there has been much less attention
44 devoted to studying the dynamics of evolutionary game theory in the metacommunity context.
45 The purpose of this paper is to provide a general mathematical formulation of metacommunity
46 evolutionary game dynamics, and to obtain detailed results for the case of a particularly interesting
47 game – the rock-paper-scissors game. In the last few years the rock-paper-scissor game, which might
48 initially seem to be of purely theoretical interest, has emerged as playing an important role in de-
49 scribing the behavior of various real-world systems. These include the evolution of alternative male
50 mating strategies in the side-blotched lizard *Uta Stansburiana* [Sinervo and Lively, 1996], the *in*
51 *vitro* evolution of bacterial populations [Kerr et al., 2002, Nahum et al., 2011], the *in vivo* evolution
52 of bacterial populations in mice [Kirkup and Riley, 2004], and the competition between genotypes
53 and species in plant communities [Lankau and Strauss, 2007, Cameron et al., 2009]. More generally,

54 the rock-scissors-paper game – which is characterized by three strategies R, P and S, which satisfy
55 the non-transitive relations: P beats R (in the absence of S), S beats P (in the absence of R), and
56 R beats S (in the absence of P) – serves as a simple prototype for studying the dynamics of more
57 complicated non-transitive systems [Buss and Jackson, 1979, Paquin and Adams, 1983, May and
58 Leonard, 1975, Schreiber, 1997, Schreiber and Rittenhouse, 2004, Vandermeer and Pascual, 2005,
59 Allesina and Levine, 2011].

60 One of the central issues that has arisen in recent years in ecology is the degree to which meta-
61 community structure can lead to the coexistence of competing species [Hanski, 1999, Amarasekare
62 and Nisbet, 2001, Moquet et al., 2005, Gravel et al., 2010]. Here, we study an interesting aspect of
63 this larger question, namely, the effect of a general metacommunity structure on the coexistence
64 of the strategies in the rock-paper-scissor game. In a well-mixed population the evolutionary dy-
65 namics of the rock-paper-scissor game is known to be determined by the sign of the determinant
66 of the payoff matrix [Hofbauer and Sigmund, 1998]. If the determinant of the payoff matrix is
67 positive then the replicator dynamics converges to a stable limit point, in which the frequencies of
68 the three strategies tend to constant values. If, however, the determinant of the payoff matrix is
69 negative then the replicator dynamics converges to a heteroclinic cycle, in which the frequencies
70 of the three strategies continue to undergo increasingly extreme oscillations. In the latter case the
71 frequencies of the different strategies successively fall to lower and lower levels as the population
72 dynamics approach the heteroclinic attractor. Consequently, stochasticity would result in the ul-
73 timate extinction of one of the strategies followed by the elimination of the remaining dominated
74 strategy.

75 In this paper we study the dynamics of the rock-scissors-paper game in a metacommunity
76 context, and show that dispersal in spatially heterogeneous environments can alter dynamical out-
77 comes. In particular, we characterize under what conditions dispersal in heterogeneous environ-
78 ments stabilizes or destabilizes rock-paper-scissor metacommunities. When dispersal is stabilizing,
79 all strategies in the rock-scissors-paper metacommunity are maintained indefinitely by a Red Queen
80 type dynamic.

Model and Methods

Evolutionary Games in Space.

We consider interacting populations playing m distinct strategies ($i = 1, \dots, m$) in a spatially heterogeneous environment consisting of n patches ($r = 1, \dots, n$). Space is the primary limiting resource for the populations and assumed to be fully saturated i.e. all sites within a patch are occupied. Let x_i^r denote the frequency of strategy i in patch r . Within patch reproductive rates of individuals are determined by pairwise interactions where an individual in patch r playing strategy i receives a payoff of $A_{ij}(r)$ following an encounter with an individual playing strategy j . Individuals reproduce at a rate equal to their net payoff. For individuals playing strategy i in patch r , this net payoff equals $\sum_j A_{ij}(r)x_j^r$. All individuals in patch r experience a per-capita mortality rate m^r . Dying individuals free up space that can be colonized with equal likelihood by all offspring living in the patch. In the absence of dispersal, the probability that a site emptied by a dying individual gets colonized by an offspring playing strategy i is $\frac{\sum_j A_{ij}(r)x_j^r x_i^r}{\sum_{j,k} A_{jk}(r)x_j^r x_k^r}$. Thus, in the absence of dispersal, the population dynamics in patch r are

$$\frac{dx_i^r}{dt} = -m^r x_i^r + m^r \frac{\sum_j A_{ij}(r)x_j^r x_i^r}{\sum_{j,k} A_{jk}(r)x_j^r x_k^r}. \quad (1)$$

To account for movement between patches, let d_{sr} denote the fraction of progeny born in patch s that move to patch r . In which case, the rate at which offspring of strategy i arrive in patch r equals $\sum_s d_{sr} \sum_j A_{ij}(s)x_j^s x_i^s$ and the probability an offspring playing strategy i colonizes an emptied site equals $\frac{\sum_j A_{ij}(s)x_j^s x_i^s}{\sum_s d_{sr} \sum_{j,k} A_{jk}(s)x_j^s x_k^s}$. Hence, the full spatial dynamics are

$$\frac{dx_i^r}{dt} = -m^r x_i^r + m^r \frac{\sum_s d_{sr} \sum_j A_{ij}(s)x_j^s x_i^s}{\sum_s d_{sr} \sum_{j,k} A_{jk}(s)x_j^s x_k^s}. \quad (2)$$

We assume that the matrix D of dispersal probabilities is primitive (i.e. after sufficiently many generations, the decedents of any individual in any one patch occupy all patches).

For the rock-paper-scissor game, there are three strategies with rock as strategy 1, paper as strategy 2, and scissor as strategy 3. Let a^r be the basal reproductive rate of an individual in patch r . Let b_i^r (i.e. the benefit to the winner) be the payoff to strategy i in patch r when it wins against

104 its subordinate strategy, and $-c_i^r$ (i.e. the cost to the loser) be the payoff to strategy i in patch r
 105 when it loses against the dominant strategy. Under these assumptions, the payoff matrix in patch
 106 r is given by

$$\mathbf{A}(r) = a^r + \begin{pmatrix} 0 & -c_1^r & b_1^r \\ b_2^r & 0 & -c_2^r \\ -c_3^r & b_3^r & 0 \end{pmatrix} \quad (3)$$

107 Throughout this article, we assume that $a^r > 0$, $0 < c_i^r < a^r$, $b_i^r > 0$. The assumption $a^r > c_i^r$
 108 ensures that payoffs remain positive.

109 *Analytical and Numerical Methods*

110 To understand whether the strategies persist in the long-term, we analyze (2) using a combi-
 111 nation of analytical and numerical methods. Long-term persistence of all the strategies is equated
 112 with *permanence*: there exists a minimal frequency $\rho > 0$ such that

$$x_i^r(t) \geq \rho \text{ for all } i, r$$

113 whenever t is sufficiently large and all strategies are initially present (i.e. $\sum_r x_i^r(0) > 0$ for $i =$
 114 $1, 2, 3$). Permanence ensures that populations recover from rare large perturbations and continual
 115 small stochastic perturbations [Schreiber, 2007, Benaïm et al., 2008]. Using analytical techniques
 116 developed by Hofbauer and Schreiber [2010], we derive an analytical condition for permanence in
 117 terms of products of eigenvalues at the single strategy equilibria of the model. These criteria take
 118 on an explicit, interpretable form when (i) populations are relatively sedentary (i.e. $d_{rr} \approx 1$ for
 119 all r) and (ii) populations are well mixed (i.e. there exists a probability vector $v = (v_1, \dots, v_n)$
 120 such that $d_{rs} \approx v_s$ for all r, s). To better understand permanence at intermediate dispersal rates,
 121 we derive an analytical result about critical dispersal thresholds for persistence of metacommunity
 122 exhibiting unconditional dispersal (i.e. probability of leaving a patch is independent of location) and
 123 numerically simulate (2) using the deSolve package of R [Team, 2008]. To simplify our exposition,
 124 we present our results under the assumption that $m^r = m$ and $a^r = a$ for all r i.e. there is only
 125 spatial heterogeneity in the benefits and in the costs. More general results are presented in the
 126 Appendices.

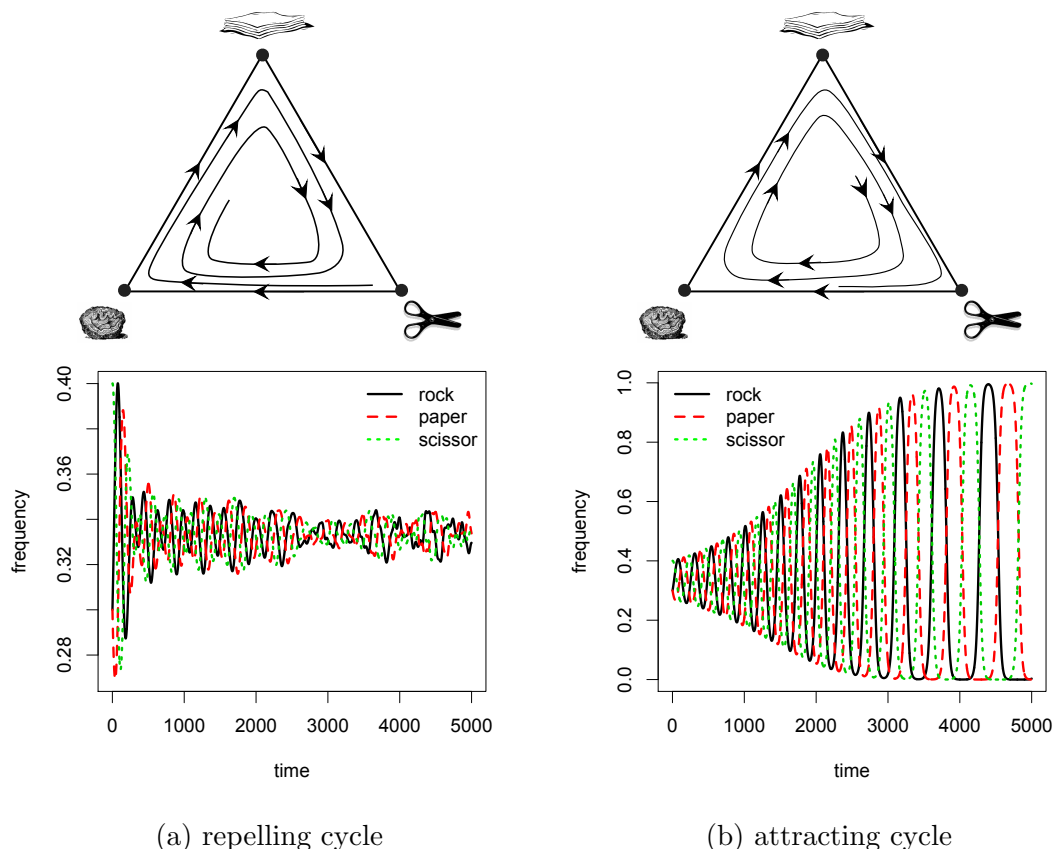


Figure 1. Boundary dynamics for rock-paper-scissors. For within patch and metacommunity dynamics, there is a cycle of trajectories (i.e. heteroclinic cycle) connecting the pure strategy equilibria. In (a), the cycle is repelling and the community persists. In (b), the cycle is attracting and the community is extinction prone. Simulated metapopulations consist of 30 patches with all-to-all coupling for dispersing individuals and spatial variation in payoffs ($c^r = 1 + (r - 1)/30$, $b^r = 0.85 c^r$, $a = 3$). The fraction dispersing equals $d = 0.005$ in (a) and $d = 0.5$ in (b).

127

Results

128

Local coexistence

129 We begin by studying the behavior of the within-patch dynamics (1) in the absence of disper-
 130 sal. If only strategy i is present in patch r , then the per-capita growth rate of the strategy, call
 131 it j , dominated by strategy i is $-m c_i^r/a$. Alternatively, the per-capita growth rate of the strat-
 132 egy j dominating strategy i equals $m b_i^r/a$. The three single-strategy equilibria are connected by
 133 population trajectories in which dominant strategies replace subordinate strategies (Fig. 1). This
 134 cycle of population trajectories in patch j is known as a *heteroclinic cycle* [Hofbauer and Sigmund,
 135 1998]. Using average Lyapunov functions, time-one maps, or measure-theoretic techniques [Hof-

bauer, 1981, Krupa and Melbourne, 1995, Schreiber, 2000], one can show that the strategies in patch r locally coexist in the sense of permanence provided that the product of the invasion rates exceeds the product of the exclusion rates:

$$\prod_i b_i^r > \prod_i c_i^r. \quad (4)$$

Interestingly, inequality (4) is equivalent to the determinant of the payoff matrix being positive.

When coexistence occurs, the heteroclinic cycle of the boundary of the population state space is repelling and there is a positive global attractor for the within-patch dynamics (Fig. 1a). When inequality (4) is reversed, the heteroclinic cycle on the boundary is attracting (Fig. 1b). The strategies asymptotically cycle between three states (rock-dominated, paper-dominated, scissor-dominated), and the frequencies of the under-represented strategies asymptotically approach zero. Hence, all but one strategy goes extinct when accounting for finite population sizes.

Metacommunity coexistence.

Analytical results. When the patches are coupled by dispersal, we show in Appendix A that for any pair of strategies, the dominant strategy competitively excludes the subordinate strategy. Hence, as in the case of the dynamics within a single patch, the metacommunity exhibits a heteroclinic cycle on the boundary of the metacommunity phase space.

Work of Hofbauer and Schreiber [2010] on permanence for structured populations (see Appendix B) implies that metapopulation persistence is determined by invasion rates and exclusion rates at single strategy equilibria. More specifically, consider the rock strategy equilibrium where $x_1^r = 1$ and $x_2^r = x_3^r = 0$ for all patches r . Linearizing the paper strategy dynamics at the rock equilibrium yields

$$\frac{dx_2^r}{dt} \approx -m x_2^r + m \frac{\sum_s d_{sr}(a + b_2^s)x_2^s}{\sum_s d_{sr}a}.$$

Equivalently, if $\mathbf{x}_2 = (x_2^1, \dots, x_2^n)^T$ where T denotes transpose, then

$$\frac{d\mathbf{x}_2}{dt} \approx (-mI + m\Psi D^T(aI + B_2)) \mathbf{x}_2$$

157 where I is the identity matrix, Ψ is the diagonal matrix with entries $1/\sum_s d_{1s}a^s, \dots, 1/\sum_s d_{ns}a^s$,
 158 B_2 is the diagonal matrix with diagonal entries b_2^1, \dots, b_2^n , and D^T is the transpose of the dispersal
 159 matrix. Corresponding to the fact that the paper strategy can invade the rock strategy, the stability
 160 modulus of $-mI + m\Psi D^T(aI + B_2)$ (i.e. the largest real part of the eigenvalues) is positive. Call
 161 this stability modulus \mathcal{I}_2 , the invasion rate of strategy 2. Linearizing the scissor strategy dynamics
 162 at the rock equilibrium yields

$$\frac{d\mathbf{x}_3}{dt} \approx (-mI + m\Psi D^T(aI - C_3)) \mathbf{x}_3$$

163 where C_3 is the diagonal matrix with diagonal entries c_3^1, \dots, c_3^n . Corresponding to the fact that
 164 scissor strategy is displaced by the rock strategy, the stability modulus of $-mI + m\Psi D^T(aI - C_3)$
 165 is negative. We call this negative of this stability modulus \mathcal{E}_3 , the exclusion rate of strategy 3.
 166 By linearizing around the other pure strategy equilibria, we can define the invasion rates \mathcal{I}_i for
 167 each strategy invading its subordinate strategy and the exclusion rates \mathcal{E}_i for each strategy being
 168 excluded by its dominant strategy.

169 Appendix A shows that the metapopulation persists if the product of the invasion rates exceeds
 170 the product of the exclusion rates:

$$\prod_{i=1}^3 \mathcal{I}_i > \prod_{i=1}^3 \mathcal{E}_i \quad (5)$$

171 If the inequality (5) is reversed, then the metapopulation is extinction prone as initial conditions
 172 near the boundary converge to the heteroclinic cycle and all but one strategy is lost regionally.
 173 While inequality (5) can be easily evaluated numerically, one can not, in general, write down
 174 a more explicit expression for this permanence condition. However, when the metapopulation is
 175 weakly mixing (i.e. dispersal rates are low) or well-mixed (i.e. dispersal rates are high), we are able
 176 to find more explicit criteria. Furthermore, when dispersal is unconditional, we show that there is
 177 critical dispersal rate below which persistence is possible (Appendix C).

178 At sufficiently low dispersal rates i.e. $d_{rr} \approx 0$ for all r , the metacommunity coexistence crite-
 179 rion (5) simplifies to

$$\prod_{i=1}^3 \max_r b_i^r > \prod_{i=1}^3 \min_r c_i^r. \quad (6)$$

180 Unlike the local coexistence criterion (4) which requires that the geometric mean of benefits exceeds
 181 the geometric mean of costs within a patch, inequality (6) requires that the geometric mean of the
 182 maximal benefits exceeds the geometric mean of the minimal costs. Here, the maxima and minima
 183 are taken over space. Thus, inequality (6) implies that localized dispersal promotes coexistence if
 184 there is sufficient spatial variation in relative benefits, costs, or mortality rates.

185 For well-mixed metacommunities (i.e. $d_{rs} \approx v_s$ for all r, s), the invasion rate \mathcal{I}_i of the strategy
 186 is approximately $m \sum_r b_i^r / a$. Conversely, the exclusion rate \mathcal{E}_i of strategy i is $-m \sum_r c_i^r / a$. These
 187 well-mixed metacommunities coexist provided that the geometric mean of the spatially averaged
 188 benefit exceeds the geometric mean of the spatially averaged cost:

$$\prod_{i=1}^3 \left(\frac{1}{n} \sum_r b_i^r \right) > \prod_{i=1}^3 \left(\frac{1}{n} \sum_r c_i^r \right). \quad (7)$$

189 Since (7) implies (6), it follows that persistence of well-mixed communities implies persistence of
 190 weakly-mixing communities, but not vice-versa. We can refine this observation under the assump-
 191 tion of unconditional dispersal.

192 Unconditional dispersal occurs when the fraction of individuals dispersing, d , is independent of
 193 location. Let p_{rs} denote the fraction of dispersing individuals from patch r that end up in patch s
 194 i.e. p_{sr} is a dispersal kernel that describes how dispersing individuals redistribute across patches.
 195 Under these assumptions, the fraction d_{rs} of individuals in patch r dispersing to patch $s \neq r$ equals
 196 $d p_{rs}$. The fraction d_{rr} of individuals remaining in patch r is $1 - d$. In Appendix C, we show that
 197 there is a critical dispersal threshold d^* (possibly 0 or 1) such that the metacommunity persists if
 198 its dispersal rate is below d^* and is extinction prone when its dispersal rate is greater than d^* . It
 199 follows that if the metacommunity persists when highly dispersive (i.e. $d^* = 1$), then it persists at
 200 all positive dispersal rates. Conversely, if a metacommunity is extinction prone when weakly mixing
 201 (i.e. (6) is violated), then it is extinction prone at all positive dispersal rates.

202 **Numerical results.** To illustrate the implications our analytical results, we consider two scenarios
 203 where either there is only spatial variation in the payoffs or where there is within-patch and spatial
 204 variation in payoffs. There are $n = 30$ patches that are equally connected. A fraction d of individuals
 205 disperse and dispersing individuals are distributed equally amongst the remaining patches (i.e.

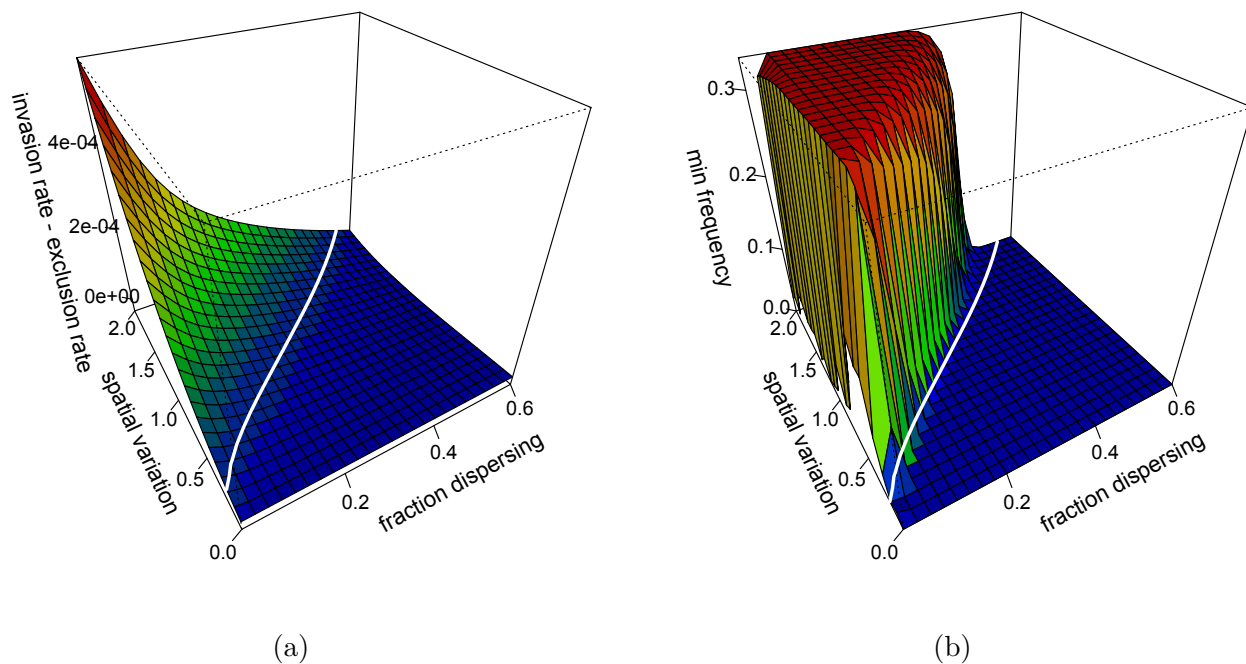


Figure 2. The effect of spatial variation and dispersal rate on the persistence criterion in (a) and the long-term metapopulation frequencies in (b). Metapopulations consist of 30 patches with all-to-all coupling for dispersing individuals and spatial variation in payoffs ($c^r = 1 + (r-1)\sigma/30$, $b^r = 0.85 c^r$, $a = 3$). In (a), the difference between the product $\prod_i \mathcal{I}_i$ of the invasion rates and the product $\prod_i \mathcal{E}_i$ of the exclusion rates are plotted as function of the fraction d of dispersing individuals and the range σ of spatial variation in the payoffs. Positive values correspond to persistence and negative values to the metapopulation being extinction prone. The white curve is where the difference in products equals zero. In (b), the minimal and maximal frequencies for one patch and the spatial average are plotted as a function of the fraction d of dispersing individuals and σ . The white curve is where the difference in the products of invasion and exclusion rates equals zero.

206 $d_{rs} = d/(n-1)$ for $r \neq s$). For this form of dispersal, the metapopulation is well-mixed when
 207 $d = (n-1)/n$ in which case $d_{rs} = 1/n$ for all r, s .

208 First, we consider the case where there is spatial variation in payoffs, but all strategies within a
 209 patch fare equally well when they are the dominant player in an interaction and fare equally poorly
 210 when they are the subordinate player in the interaction (i.e. $b_i^r = b^r$, and $c_i^r = c^r$ for all $i = 1, 2, 3$).
 211 Local coexistence requires that the benefit b^r to the winner must exceed the cost c^r to the loser. For
 212 well-mixed communities, regional coexistence requires that the spatially averaged benefit $\frac{1}{n} \sum_r b^r$
 213 must exceed the spatially averaged average cost $\frac{1}{n} \sum_r c^r$. From these two conditions, it follows that
 214 metapopulation persistence for well-mixed communities requires that at least one of the patches
 215 promotes local coexistence.

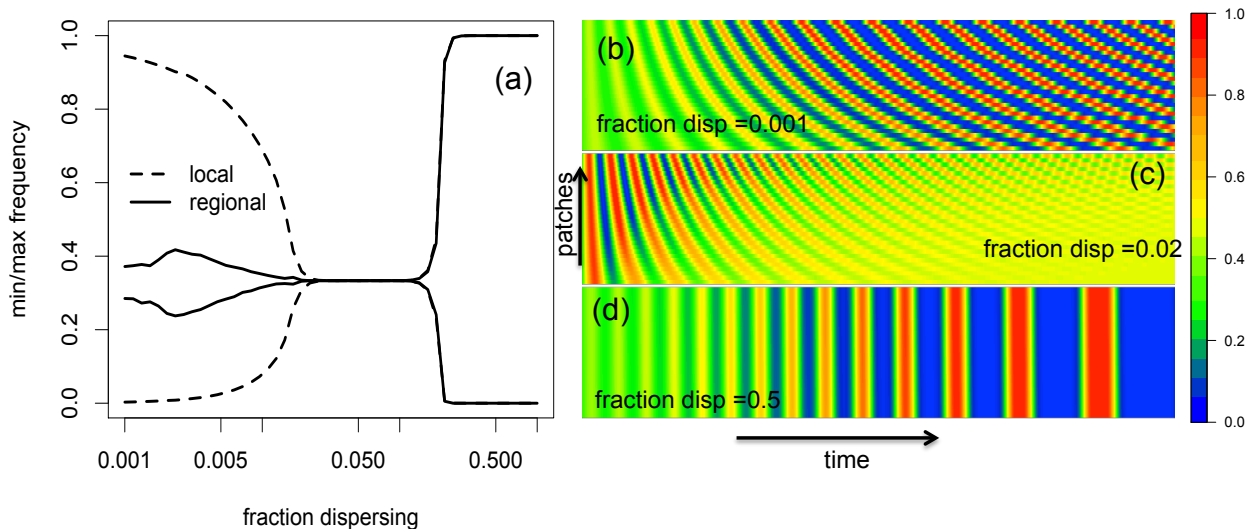


Figure 3. The effect of dispersal rates on metapopulation dynamics. Metapopulations consist of 30 patches with all-to-all coupling for dispersing individuals and spatial variation in payoffs ($c^r = 1 + (r - 1)/30$, $b^r = 0.85 c^r$, $a = 3$). In (a), the minimal and maximal frequencies for one patch and the spatial average are plotted as a function of the fraction d of dispersing individuals. In (b)-(d), the spatial-temporal dynamics are plotted for low, intermediate, and high dispersal rates. Rock frequencies are color-coded as indicated.

216 When all patches fail to promote local coexistence (i.e. $c^r > b^r$ for all r), weakly mixing meta-
 217 communities persist provided that the benefit in some patch exceeds the cost in another (possibly
 218 the same) patch i.e. $\max_r b^r > \min_r c^r$. When this condition is met, there is a critical dispersal
 219 threshold d^* below which the metacommunity persists, and above which the metacommunity is
 220 extinction-prone.

221 Figure 2a demonstrates the analytical prediction that the difference between the products of
 222 the invasion and exclusion rates is a decreasing function of the fraction d dispersing. Furthermore,
 223 the difference in products is an increasing function of the amplitude of the spatial variation in
 224 payoffs. Hence, the critical dispersal threshold increases with the amplitude of the spatial variation
 225 of the payoffs. Intuitively, higher dispersal rates are needed to average out greater spatial variation.
 226 Unlike the difference between the products of invasion and exclusion rates, the minimum frequency
 227 of strategies exhibits a highly nonlinear response to increasing dispersal rates (Fig 2b): the minimal

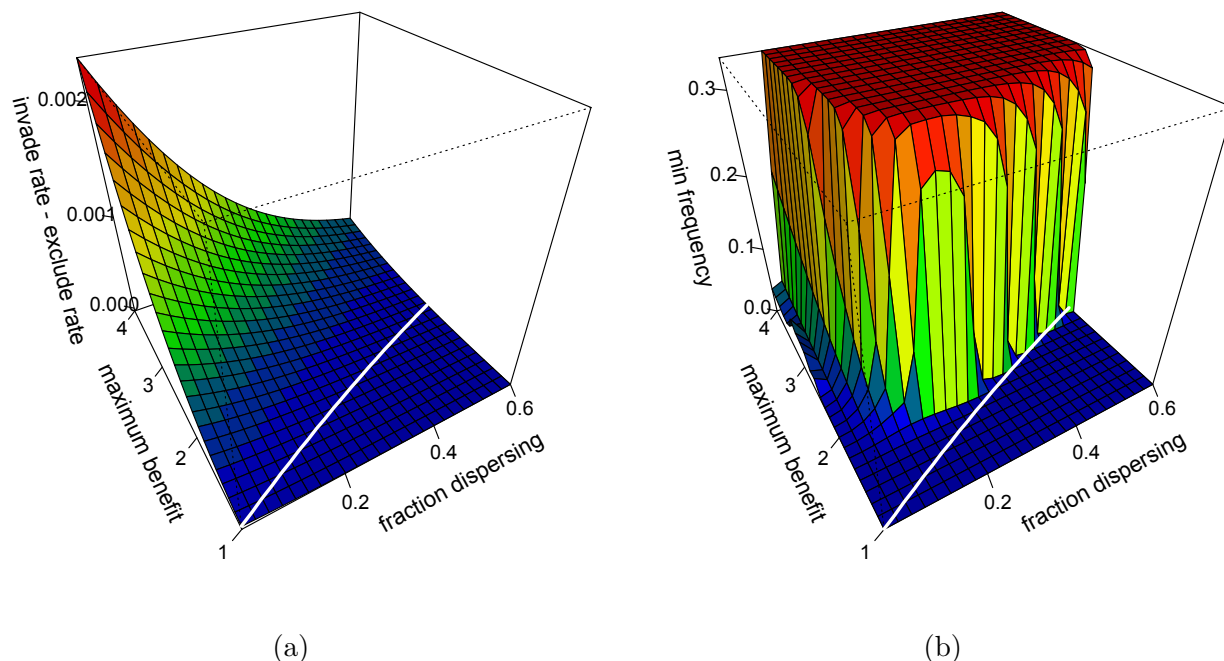


Figure 4. The effect of spatial variation and dispersal rate on the persistence criterion in (a) and long-term metapopulation frequencies in (b). Metapopulations consist of 30 patches with all-to-all coupling for dispersing individuals. Each strategy has 10 patches in which their benefit equals b_{high} and equals 0 in the remaining patches. $c = 1$, $a = 2$, $m = 0.1$ in all patches. In (a), the difference between the product $\prod_i \mathcal{I}_i$ of the invasion rates and the product $\prod_i \mathcal{E}_i$ of the exclusion rates are plotted as function of the fraction d of dispersing individuals and the maximal benefit b_{high} . Positive values correspond to persistence and negative values to the metapopulation being extinction prone. The white curve is where the difference of products equals zero. In (b), the minimal and maximal frequencies for one patch and the spatial average are plotted as a function of the fraction d of dispersing individuals and the maximal benefit b_{high} . The white curve is where the difference in the products of invasion and exclusion rates equals zero.

228 frequency initially increases with dispersal rates, reaches a plateau of approximately one-third at
 229 intermediate dispersal rates, and decreasing abruptly to zero after crossing the critical dispersal.

230 At low dispersal rates, metacommunity persistence is achieved by a spatial game of hide and
 231 seek (Figs. 3a,b). At any point in time, each strategy is at high frequency in some patches and
 232 low frequencies in the remaining patches. Strategy composition in each patch cycles as dominant
 233 strategies displace subordinate strategies. Intermediate dispersal rates stabilize the local and re-
 234 gional dynamics (Figs. 3a,c). As a consequence, local diversity is maximal at intermediate dispersal
 235 rates. At high dispersal rates, the population dynamics synchronize across space as they approach
 236 the heteroclinic cycle (Figs. 3a,d).

237 For the second numerical scenario, we consider when payoffs vary within patches (e.g. rock gets

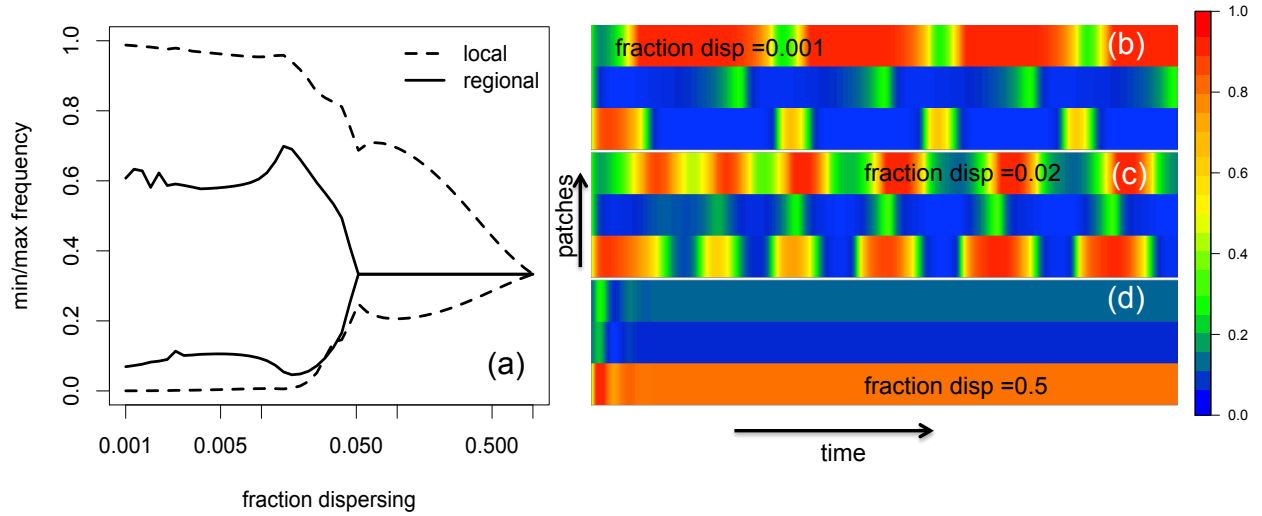


Figure 5. The effect of dispersal rates on metapopulation dynamics. Metapopulations consist of 30 patches with all-to-all coupling for dispersing individuals. Each strategy has 10 patches in which their benefit equals $b_{high} = 4$ and equals 0 in the remaining patches. $c = 1$, $a = 2$, $m = 0.1$ in all patches. In (a), the minimal and maximal frequencies for one patch and the spatial average are plotted as a function of the fraction d of dispersing individuals. In (b)-(d), the spatial-temporal dynamics are plotted for low, intermediate, and high dispersal rates. Rock frequencies are color-coded as indicated.

238 a higher benefit than scissor when playing their subordinate opponents in one patch, but scissor
 239 gets the higher benefit in another patch) as well as spatially. In this case, well-mixed communities
 240 can persist despite being locally extinction prone. To understand why, assume each strategy wins
 241 big in some patches but win nothing in others. Let f denote the fraction of patches where a
 242 strategy wins big and receives a payoff b_{high} against its subordinate strategy. In the remaining
 243 fraction $1 - f$ of patches, each strategy receives no benefit when playing against their subordinate
 244 strategy. Furthermore, assume that there is no variation in the costs $c_i^r = c$ for all i, r . Under
 245 these assumptions, local coexistence is impossible as $c > b_{high} \cdot 0 = 0$. In contrast, a well-mixed
 246 metacommunity persists if $f b_{high} > c$ and a weakly-mixing metacommunity persists if $b_{high} > c$.
 247 Therefore, provided that b_{high} is sufficiently large, coupling the communities by any level of dispersal
 248 mediates regional coexistence despite local communities being extinction prone.

249 Consistent with these analytical predictions, Fig. 4 illustrates that metacommunity persists at
 250 all dispersal rates if the difference in payoffs is sufficiently great ($b_{high} > 3$) and only persists at

251 low dispersal rates for intermediate differences in the payoffs. When there are large differences,
252 metapopulation abundance and stability increases continually with dispersal rates (Fig. 5). In
253 contrast, metapopulation abundance is maximized at intermediate dispersal rates whenever there
254 are intermediate differences in the payoffs (Fig. 4b).

255 Discussion

256 The rock-paper-scissors game represents the prototypical situation in which the components of a
257 system satisfy a set of non-transitive relations. It is a surprising and fascinating feature of recent
258 work in evolutionary biology and ecology that such interactions have been discovered in a wide
259 range of natural systems [Buss and Jackson, 1979, Sinervo and Lively, 1996, Kerr et al., 2002,
260 Kirkup and Riley, 2004, Lankau and Strauss, 2007, Cameron et al., 2009]. The existence of non-
261 transitive interactions in biological systems has been suggested as an important mechanism for
262 maintaining biodiversity [Durrett and Levin, 1997, Kerr et al., 2002, Lankau and Strauss, 2007,
263 Roelke and Eldridge, 2010, Allesina and Levine, 2011]. This suggestion, however, raises an important
264 theoretical question: Is it possible for all components of such a system to persist in the long term?
265 This question is pertinent since modeling the dynamics of the rock-paper-scissors game (and related
266 non-transitive systems) using the replicator equation shows that cyclic behavior corresponds to
267 convergence toward a heteroclinic attractor on the boundary of the strategy space, and this process
268 must ultimately result in the extinction of some strategies [Hofbauer and Sigmund, 1998].

269 It is widely believed in ecology that the inclusion of spatial structure, in which the interactions
270 of individuals are local, can result in the coexistence of communities that could not persist in a
271 panmictic situation [Durrett and Levin, 1997, Hanski, 1999, Amarasekare and Nisbet, 2001, Holyoak
272 et al., 2005]. There are numerous ways in which a spatially structured population can be modeled
273 mathematically, depending on the assumptions made regarding the nature of the spatial interactions
274 of the individuals in the population [Durrett and Levin, 1994]. Possible approaches include reaction-
275 diffusion systems [Cantrell and Cosner, 2003], metapopulation and metacommunity theory [Hanski,
276 1999, Holyoak et al., 2005], coupled lattice maps [Hastings, 1993, Holland and Hastings, 2008], and

277 cellular automata and related lattice models [Nowak and May, 1992, Killingback and Doebeli, 1996,
278 Durrett and Levin, 1997, 1998, Iwasa et al., 1998, Kerr et al., 2002].

279 Most previous attempts to understand the effect of spatial structure on the persistence of sys-
280 tems with non-transitive interactions have utilized cellular automata-type models [Durrett and
281 Levin, 1997, 1998, Iwasa et al., 1998, Fren and Abraham, 2001, Kerr et al., 2002, Karolyi et al.,
282 2005, Reichenbach et al., 2007, Rojas-Echenique and Allesina, 2011]. The main conclusion that can
283 be drawn from these cellular automata studies is that in three-species systems with non-transitive
284 interactions it is possible for all species to coexist in a spatially structured model even when they
285 could not all persist in the corresponding panmictic system. Coexistence in these models when
286 formulated in two spatial dimensions results from the different species aggregating in regions that
287 cyclically invade each other. It is worth noting that in the reaction-diffusion approach of Nakamaru
288 and Iwasa [2000] coexistence is not possible in one-dimensional systems. This issue has not, how-
289 ever, been investigated using lattice models. Cellular automata models have the virtue of explicitly
290 introducing space through a lattice of cells and of directly modeling the spatial interactions be-
291 tween individuals. However, such models also have a number of significant limitations. Since spatial
292 structure is introduced in a very concrete fashion, through an explicit choice of a spatial lattice
293 (almost always taken to be a two-dimensional square lattice) and a spatial interaction neighborhood
294 (usually taken to be the eight cells surrounding the focal cell) it is, in general, unclear how changes
295 in these structures affect species coexistence. A second limitation of cellular automata models is
296 the difficulty is using them to study the effects of spatial heterogeneity. In all the lattice models
297 of non-transitive interactions that have been studied the rules determining how cells are updated
298 are the same at every spatial location, although it is known, in general, that spatial heterogeneity
299 may have important implications for species coexistence [Amarasekare and Nisbet, 2001]. A third
300 limitation is that cellular automata are notoriously difficult to study analytically, and indeed almost
301 all the key results on coexistence of species with non-transitive interactions in lattice models have
302 been obtained from simulations (see, however, Durrett [2009]).

303 In this paper we have adopted the metacommunity perspective to formulate a new approach

304 to studying the dynamics of spatially structured communities in which rock-paper-scissors-type in-
305 teractions hold. This approach assumes that the overall metacommunity is composed of a number
306 of local communities, within each of which the interactions are panmictic, and that the local pop-
307 ulations are coupled by dispersal. The resulting metacommunity model allows for a very general
308 treatment of the population dynamics of spatially structured systems with non-transitive inter-
309 actions, which overcomes many of the limitations inherent in cellular automata-type models. In
310 particular, our model allows a very general treatment of dispersal between spatial patches, includes
311 spatial heterogeneity in a fundamental way, and allows precise analytic derivations of the central
312 results.

313 In our model, in the absence of dispersal, the population dynamics within each patch exhibits
314 a heteroclinic cycle. Coexistence of all strategies in any given patch requires that the geometric
315 mean of the benefits obtained from the payoff exceed the geometric mean of the costs within that
316 patch. Moreover, when the spatial patches are coupled by dispersal the metacommunity possesses
317 a heteroclinic cycle, and all members of the metacommunity persist when a regional coexistence
318 criterion holds—the geometric mean of invasion rates when rare of the dominant strategies exceed
319 the geometric mean of the exclusion rates when rare of the subordinate strategies. Although it is
320 not possible, in general, to write down an explicit formula for the eigenvalues associated with these
321 invasion and exclusion rates, it is possible to find more explicit expressions in the limiting cases of
322 weakly-mixed metacommunities and well-mixed metacommunities. Weak mixing occurs when when
323 dispersal rates are low. In this case, our analysis reveals that sufficient spatial heterogeneity in the
324 payoffs for pairwise interactions allows metacommunity coexistence even when every local commu-
325 nity is extinction prone. Thus, in the presence of spatial heterogeneity, local dispersal promotes
326 coexistence. Alternatively, when dispersal rates are high, the metacommunity is well-mixed. In this
327 case, the coexistence criterion requires that the geometric mean of spatially averaged benefits ob-
328 tained from the payoff exceed the geometric mean of the spatially averaged costs. These coexistence
329 criteria imply that the coexistence of a well-mixed metacommunity guarantees the coexistence of

330 the corresponding weakly mixed one. The converse result does not hold. Thus, metacommunities
331 with higher dispersal rates are less likely to persist than those with lower ones.

332 For unconditional dispersal (i.e. when the fraction d of individuals dispersing is independent
333 of location), the interaction between spatial heterogeneity and dispersal leads to a threshold ef-
334 fect: there exists a critical dispersal value d^* , such that if the dispersal rate is less than d^* the
335 metacommunity persists, while if the dispersal rate is greater than d^* it is extinction prone. This
336 threshold effect occurs whenever well-mixed communities are extinction prone but weakly-mixed
337 communities are not. For example, there is sufficient spatial variation in the payoffs but the cost
338 paid by the loser exceeds the benefit gained by the winner in every pairwise interaction. Similar
339 dispersal thresholds have been demonstrated for two-species competitive communities exhibiting
340 either priority effects or local competitive dominance [Levin, 1974, Amarasekare and Nisbet, 2001].
341 However, unlike these transitive systems, regional coexistence for these intransitive systems does
342 not require each species having regions in space where either they are initially more abundant or
343 competitively dominant.

344 Our results on the effect of dispersal on the coexistence of rock-paper-scissors metacommunities
345 are in broad qualitative agreement with the conclusions that can be drawn from cellular automata-
346 type models that include the movement of individuals, which is the lattice analogue of dispersal.
347 Karolyi et al. [2005] considered a two-dimensional lattice model of non-transitive interactions in
348 which individuals moved due to a chaotic flow, such as might occur in a fluid system. Reichenbach
349 et al. [2007] also studied the effect of mobility on coexistence in a two-dimensional cellular automata
350 model of rock-paper-scissors interactions, where individual movement was modeled using techniques
351 of dimmer automata [Schöfisch and Haderler, 1996]. In each case it was found through simulation
352 that there exists a critical level of mobility, below which all species coexist and above which only
353 one species survives in the long-term. This critical mobility level in lattice models of rock-paper-
354 scissors interactions is the analogue of the critical dispersal rate d^* in our metacommunity model.
355 It is interesting to note in this context that a similar threshold also occurs in a model of cyclic
356 interactions on complex networks studied by Szabó et al. [2004]. In this case if the fraction of

357 long-range interactions present in a small-world network is below a critical value coexistence of all
358 species is possible, while if it is exceeded species extinctions occur.

359 We also note that a further example of a lattice model that has been used to study the effect
360 of spatial structure in maintaining meta-community persistence in a system with non-transitive
361 interactions occurs in the area of prebiotic evolution. Eigen and Schuster [1979] observed that there
362 is a fundamental problem in the evolution of self-replicating molecules: there exists an information
363 threshold since the length of the molecule is restricted by the accuracy of the replication process.
364 Eigen and Schuster proposed as a solution to this problem the concept of the hypercycle, in which
365 a number of molecules catalyze the replication of each other in a cyclic fashion. The dynamics
366 of a hypercycle can be modeled mathematically as a replicator equation with a cyclic payoff ma-
367 trix [Hofbauer and Sigmund, 1998], and thus the hypercycle corresponds dynamically to a replicator
368 system with non-transitive interactions. The concept of a hypercycle has, however, a crucial flaw:
369 it is not evolutionarily stable - selection will favor the evolution of a parasitic mutant which does
370 not provide any catalytic support to other molecules in the hypercycle even though it receives such
371 catalytic support itself [Maynard-Smith, 1979, Bresch et al., 1980]. The evolution of parasitic mu-
372 tants results in the collapse of hypercycles as entities capable of encoding information. Interestingly,
373 the inclusion of spatial structure can prevent the evolution of selfish mutants and may result in
374 the persistence of hypercycles. The effect of spatial structure on the persistence of hypercycles has
375 been studied using a cellular automaton model in [Boerlijst and Hogeweg, 1991]. It is shown in
376 this model that local spatial interactions result in the formation of self-organized spiral waves, and
377 that selection acting between these spiral waves can counteract the effect of selection acting at the
378 level of the individual molecules, with the consequence that the hypercycle can be resistant to the
379 evolution of parasitic mutants.

380 The metacommunity model we have introduced here provides a complementary approach to
381 the lattice models that have previously been used to study coexistence in rock-paper-scissors-type
382 systems. It seems likely that each type of model will most naturally describe different types of
383 empirical systems with non-transitive interactions. For example, the lattice modeling approach

384 may describe reasonably well an *in vitro* microbial population growing on a plate [Kerr et al.,
385 2002]. In contrast, our metacommunity model would seem to be a more natural approach to use
386 to describe an *in vivo* microbial population inhabiting many host organisms with transmission
387 between the hosts, as in the model system of Kirkup and Riley [2004], or plant communities living
388 on different soil types [Lankau and Strauss, 2007, Cameron et al., 2009]. This observation raises
389 the possibility that it may be possible to use such systems to empirically test the predictions of our
390 metacommunity model.

391 References

- 392 S. Allesina and J.M. Levine. A competitive network theory of species diversity. *Proceedings of the*
393 *National Academy of Sciences*, 108:5638, 2011.
- 394 P. Amarasekare and R. M. Nisbet. Spatial heterogeneity, source-sink dynamics, and the local
395 coexistence of competing species. *American Naturalist*, 158:572–584, 2001.
- 396 R. Axelrod. *The Evolution of Cooperation*. Basic Books, New York, 1984.
- 397 R. Axelrod and W. Hamilton. The evolution of cooperation. *Science*, 211:1390–1396, 1981.
- 398 M. Benaïm, J. Hofbauer, and W. Sandholm. Robust permanence and impermanence for the stochas-
399 tic replicator dynamics. *Journal of Biological Dynamics*, 2:180–195, 2008.
- 400 M. Boerlijst and P. Hogeweg. Spiral wave structures in prebiotic evolution: hypercycles stable
401 against parasites. *Physica D*, 48:17–28, 1991.
- 402 C. Bresch, U. Niesert, and D. Harnasch. Hypercycles, parasites and packages. *Journal of Theoretical*
403 *Biology*, 85:399–405, 1980.
- 404 L. Buss and J. Jackson. Competitive networks: nontransitive competitive relationships in cryptic
405 coral reef environments. *American Naturalist*, 113:223–234, 1979.

- 406 D.D. Cameron, A. White, and J. Antonovics. Parasite–grass–forb interactions and rock–paper–
407 scissor dynamics: predicting the effects of the parasitic plant *Rhinanthus minor* on host plant
408 communities. *Journal of Ecology*, 97:1311–1319, 2009.
- 409 R.S. Cantrell and C. Cosner. *Spatial ecology via reaction-diffusion equations*. Wiley Series in
410 Mathematical and Computational Biology. John Wiley & Sons Ltd., Chichester, 2003.
- 411 R. Durrett. Coexistence in stochastic spatial models. *The Annals of Applied Probability*, 19:477–496,
412 2009.
- 413 R. Durrett and S. Levin. The importance of being discrete (and spatial). *Theoretical Population*
414 *Biology*, 46:363–394, 1994.
- 415 R. Durrett and S. Levin. Allelopathy in spatially distributed populations. *Journal of Theoretical*
416 *Biology*, 185:165–171, 1997.
- 417 R. Durrett and S. Levin. Spatial aspects of interspecific competition. *Theoretical Population*
418 *Biology*, 53:30–43, 1998.
- 419 M. Eigen and P. Schuster. *The Hypercycle: A Principle of Natural Self-Organization*. Springer,
420 Berlin, 1979.
- 421 M. Frean and E.R. Abraham. Rock–scissors–paper and the survival of the weakest. *Proceedings of*
422 *the Royal Society of London. Series B: Biological Sciences*, 268:1323–1327, 2001.
- 423 D. Gravel, N. Mouquet, M. Loreau, and F. Guichard. Patch dynamics, persistence, and species
424 coexistence in metaecosystems. *The American Naturalist*, 176(3):289–302, 2010.
- 425 W. D. Hamilton. Extraordinary sex ratios. *Science*, 156:477–488, 1967.
- 426 I. Hanski. *Metapopulation Ecology*. Oxford Series in Ecology and Evolution. Oxford University
427 Press, 1999.
- 428 A. Hastings. Complex interactions between dispersal and dynamics: Lessons from coupled Logistic
429 equations. *Ecology*, 74:1362–1372, 1993.

- 430 C. Hauert and M. Doebeli. Spatial structure often inhibits the evolution of cooperation in the
431 snowdrift game. *Nature*, 428:643–646, 2004.
- 432 C. Hauert and G. Szabo. Prisoners dilemma and public goods games in different geometries:
433 complexity versus voluntary interactions. *Complexity*, 8:31–38, 2003.
- 434 J. Hofbauer. A general cooperation theorem for hypercycles. *Monatshefte für Mathematik*, 91:
435 233–240, 1981.
- 436 J. Hofbauer and S. J. Schreiber. Robust permanence for interacting structured populations. *Journal*
437 *of Differential Equations*, 248:1955–1971, 2010.
- 438 J. Hofbauer and K. Sigmund. *Evolutionary Games and Population Dynamics*. Cambridge University
439 Press, 1998.
- 440 Josef Hofbauer and Karl Sigmund. Evolutionary game dynamics. *Bulletin of the American Math-*
441 *ematical Society*, 40:479–519, 2003.
- 442 M.D. Holland and A. Hastings. Strong effect of dispersal network structure on ecological dynamics.
443 *Nature*, 456:792–794, 2008.
- 444 M. Holyoak, M. A. Leibold, and R. D. Holt, editors. *Metacommunities: Spatial dynamics and*
445 *ecological communities*. University of Chicago Press, 2005.
- 446 M. Ifti, T. Killingback, and M. Doebeli. Effects of neighborhood size and connectivity on the
447 continuous prisoners dilemma. *Journal of Theoretical Biology*, 231:97–106, 2004.
- 448 Y. Iwasa, M. Nakamaru, and S.A. Levin. Allelopathy of bacteria in a lattice population: competition
449 between colicin-sensitive and colicin-producing strains. *Evolutionary Ecology*, 12:785–802, 1998.
- 450 G. Karolyi, Z. Neufeld, and I. Scheuring. Rock-scissors-paper game in a chaotic flow: The effect
451 of dispersion on the cyclic competition of microorganisms. *Journal of Theoretical Biology*, 236:
452 12–20, 2005.

- 453 B. Kerr, M. Riley, M. Feldman, and J. Bohannan. Local dispersal promotes biodiversity in a real-life
454 game of rock-paper-scissors. *Nature*, 418:171–174, 2002.
- 455 T. Killingback and M. Doebeli. Spatial evolutionary game theory: Hawks and doves revisited.
456 *Proceedings of the Royal Society London B*, 263:1135–1144, 1996.
- 457 S. Kirkland, C.K. Li, and S. J. Schreiber. On the evolution of dispersal in patchy landscapes. *SIAM*
458 *Journal on Applied Mathematics*, 66(4):1366–1382, 2006.
- 459 B. Kirkup and M. Riley. Antibiotic-mediated antagonism leads to a bacterial game of rock-paper-
460 scissors *in vivo*. *Nature*, 428:412–414, 2004.
- 461 M. Krupa and I. Melbourne. Asymptotic stability of heteroclinic cycles in systems with symmetry.
462 *Ergodic Theory and Dynamical Systems*, 15:121–147, 1995.
- 463 R. A. Lankau and S. Y. Strauss. Mutual feedbacks maintain genetic diversity and species diversity
464 in a plant community. *Science*, 317:1561–1563, 2007.
- 465 S. A. Levin. Dispersal and population interactions. *American Naturalist*, 108:207–228, 1974.
- 466 R. M. May and W. Leonard. Nonlinear aspects of competition between three species. *SIAM Journal*
467 *of Applied Mathematics*, 29:243–252, 1975.
- 468 J. Maynard-Smith. Hypercycles and the origin of life. *Nature*, 280:445–446, 1979.
- 469 J. Maynard Smith. *Evolution and the Theory of Games*. Cambridge University Press, 1982.
- 470 J. Maynard Smith and G. R. Price. The logic of animal conflict. *Nature*, 246:15–18, 1973.
- 471 N. Moquet, M. F. Hoopes, and P. Amarasekare. *Metacommunities: Spatial dynamics and ecological*
472 *communities*, chapter The world is patchy and heterogeneous! Trade-off and source-sink dynamics
473 in competitive communities, pages 237–262. University of Chicago Press, 2005.
- 474 J.R. Nahum, B.N. Harding, and B. Kerr. Evolution of restraint in a structured rock-paper-scissors
475 community. *Proceedings of the National Academy of Sciences*, 108:10831–10838, 2011.

- 476 M. Nakamaru and Y. Iwasa. Competition by allelopathy proceeds in traveling waves: colicin-immune
477 strain aids colicin-sensitive strain. *Theoretical Population Biology*, 57:131–144, 2000.
- 478 M. Nakamaru, H. Matsuda, and Y. Iwasa. The evolution of cooperation in a lattice-structured
479 population. *Journal of Theoretical Biology*, 184:65–81, 1997.
- 480 M. A. Nowak and R. M. May. Evolutionary games and spatial chaos. *Nature*, 359:826–829, 1992.
- 481 H. Ohtsuki, C. Hauert, E. Lieberman, and M. Nowak. A simple rule for the evolution of cooperation
482 on graphs and social networks. *Nature*, 441:502–505, 2006.
- 483 C. Paquin and J. Adams. Relative fitness can decrease in evolving asexual populations of *S.*
484 *cerevisiae*. *Nature*, 306:368–371, 1983.
- 485 G.A. Parker, R. R. Baker, and V. G. F. Smith. The origin and evolution of game dimorphism and
486 the male-female phenomenon. *Journal of Theroretical Biology*, 36:529–553, 1972.
- 487 T. Reichenbach, M. Mobilia, and E. Frey. Mobility promotes and jeopardizes biodiversity in rock–
488 paper–scissors games. *Nature*, 448:1046–1049, 2007.
- 489 D.L. Roelke and P.M. Eldridge. Losers in the ‘Rock-Paper-Scissors’ game: The role of non-
490 hierarchical competition and chaos as biodiversity sustaining agents in aquatic systems. *Ecological*
491 *Modelling*, 221:1017–1027, 2010.
- 492 J. Rojas-Echenique and S. Allesina. Interaction rules affect species coexistence in intransitive
493 networks. *Ecology*, 92:1174–1180, 2011.
- 494 F. Santos and J. Pacheco. Scale-free networks provide a unifying framework for the emergence of
495 cooperation. *Physical Review Letters*, 95:098104, 2005.
- 496 B. Schöfisch and K.P. Hadeler. Dimer automata and cellular automata. *Physica D: Nonlinear*
497 *Phenomena*, 94:188–204, 1996.
- 498 S. J. Schreiber. Gerneralist and specialist predators that mediate permanence in ecological com-
499 munities. *J. Math. Biol.*, 36:133–148, 1997.

- 500 S. J. Schreiber. Criteria for C^r robust permanence. *Journal of Differential Equations*, 162:400–426,
501 2000.
- 502 S. J. Schreiber. On persistence and extinction of randomly perturbed dynamical systems. *Discrete*
503 *and Continuous Dynamical Systems B*, 7:457–463, 2007.
- 504 S. J. Schreiber and S. Rittenhouse. From simple rules to cycling in community assembly. *Oikos*,
505 105:349–358, 2004.
- 506 S.J. Schreiber. Interactive effects of temporal correlations, spatial heterogeneity, and dispersal on
507 population persistence. *Proceedings of the Royal Society: Biological Sciences*, 277:1907–1914,
508 2010.
- 509 B. Sinervo and C. Lively. The rock-paper-scissors game and the evolution of alternative male
510 strategies. *Nature*, 380:240–243, 1996.
- 511 G. Szabó, A. Szolnoki, and R. Izsák. Rock-scissors-paper game on regular small-world networks.
512 *Journal of Physics A: Mathematical and General*, 37:2599–2609, 2004.
- 513 R Development Core Team. *R: A Language and Environment for Statistical Computing*. Vienna,
514 Austria, 2008. URL <http://www.R-project.org>. ISBN 3-900051-07-0.
- 515 J. Vandermeer and M. Pascual. Competitive coexistence through intermediate polyphagy. *Ecological*
516 *Complexity*, 3:37–43, 2005.