

Two semiconducting three-dimensional all- sp^2 carbon allotropes

Chaoyu He,¹ L. Z. Sun,^{2,*} C. X. Zhang,¹ and J. X. Zhong^{1,†}

¹*Institute for Quantum Engineering and Micro-Nano Energy Technology, Xiangtan University, Xiangtan 411105, China*

²*Department of Physics, Xiangtan University, Xiangtan 411105, China*

(Dated: October 29, 2018)

Using first-principles method, we investigate the energetic stability, dynamic stability and electronic properties of two three-dimensional (3D) all- sp^2 carbon allotropes, sp^2 -diamond and cubic-graphite. The cubic-graphite was predicted by Michael O’Keeffe in 1992 (Phys. Rev. Lett., 68, 15, 1992.) possessing space group of Pn-3m (224), whereas the sp^2 -diamond with the space group Fd-3m (227) same as that of diamond has not been reported before. Our results indicate that sp^2 -diamond is more stable than previously proposed K4-carbon and T-carbon, and cubic-graphite is even more stable than superhard M-carbon, W-carbon and Z-carbon. The calculations on vibrational properties show that both structures are dynamically stable. Interestingly, both sp^2 -diamond and cubic-graphite behave as semiconductors which are contrary to previously proposed all- sp^2 carbon allotropes. The sp^2 -diamond is a semiconductor with a direct band gap of 1.66 eV, and cubic-graphite is an indirect semiconductor with band gap of 2.89 eV. The very lower densities and entirely sp^2 configures of sp^2 -diamond and cubic-graphite can be potentially applied in hydrogen-storage, photocatalysts and molecular sieves.

PACS numbers: 64.60.My64.70.K-71.15.Mb, 71.20.Mq

The searching for low energy carbon allotropes has been of great interest in the past few years. Many superhard carbon phases with remarkable stability have been proposed, such as the cage-based FCC136 [1], fluffy T-carbon [2], superhard M-carbon [3, 4], bct-C4 [5–9], W-carbon [10], Z-carbon [11–13], S-carbon [14, 15] and other novel carbon allotropes [16–22]. All the above mentioned carbon crystals are sp^3 bonded and most of them are considered as the potential products of cold compressing graphite [23]. To search for superhard materials, some attempts have been made on designing three-dimensional (3D) all- sp^2 bonded carbon crystals motivated by the belief that shorter bonds make solid harder. The 3D all- sp^2 bonded carbon systems having bond lengths smaller than those in diamond are expected to be superhard materials or even harder than diamond. In view of the graphite is intrinsically soft due to its layered configuration, some 3D network of all- sp^2 bonded carbon atoms such as bct-4 [24, 25], H6 [25, 26], K4-carbon [25, 27, 28], C-20 [29] and cubic-graphite (6.8²D) [30] have been proposed. Although only the cubic-graphite which is more stable than C60 has been successfully synthesized [31, 32] in experiments, and none of these all- sp^2 carbon phases have been announced harder than diamond, these novel all- sp^2 carbon networks have given rise to many interests in material sciences [33–37].

In this paper, we propose a stable 3D all- sp^2 carbon allotrope named as sp^2 -diamond whose space group (Fd-3m (227)) is the same as that of diamond. Our calculations reveal that sp^2 -diamond is more stable than previously proposed T-carbon, H6, K4-carbon and C20 but less stable than bct4 and the most stable cubic graphite. Vibrational properties of sp^2 -diamond and cubic-graphite indicate their dynamically stability. In-

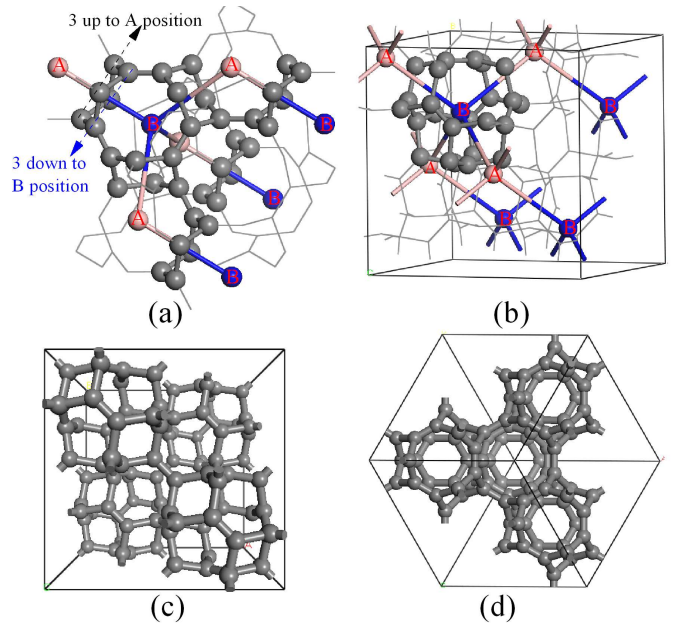


FIG. 1: Sketches in molecule form (a) and crystal form (b) of substituting each C-C bond in diamond with distorted C6 members ensuring every six carbon atoms in each C6 form a “3up/3down” configuration; The crystalline views of optimized sp^2 -diamond from [001] direction (c) and [111] direction.

terestingly, the results of the electronic structures show their semiconducting characteristics. The cubic graphite is an indirect band-gap semiconductor with a gap of 2.891 eV and sp^2 -diamond is a direct band gap semiconductor with gap of 1.66eV. However, all previously proposed bct4, H6, K4-carbon and C-20 are metals.

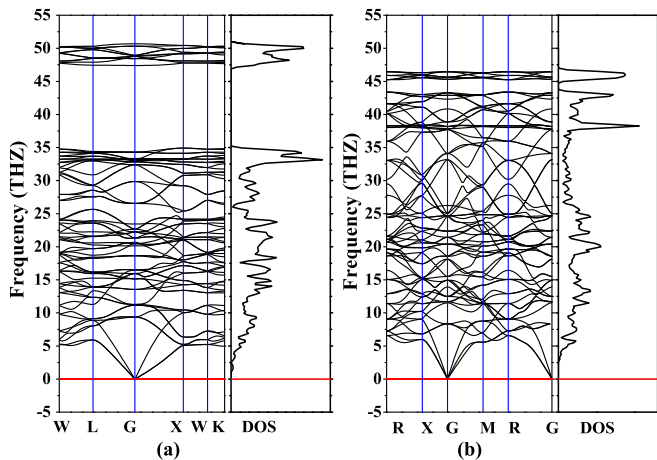


FIG. 2: Phonon band structures and phonon density states of sp²-diamond (a) and cubic-graphite(b).

All calculations are performed using the density functional theory based VASP code [38] with the projected augmented wave (PAW) potential [39]. The exchange and correlation are approximated by general gradient approximation (GGA) developed by Perdew et al. [40]. The wave functions for all systems are expanded by plane-wave functions with cutoff energy of 500 eV. The Brillouin zone sample meshes based on the Monkhorst-Pack scheme are set to be 9x9x9 for C20, cubic graphite and sp²-diamond, 13x13x13 for K4-carbon and cubic-diamond and 13x13x5 for graphite, H6 and bct-4. Lattice constants and atom positions for all allotropes considered in present work are fully optimized until the residual force on each atom less than 0.001 eV/Å. The calculations of phonon band structures and phonon density of states (DOS) are performed using the phonon [41] package with applying forces from VASP calculations.

The very fluffy T-Carbon was proposed by substituting each carbon atom in diamond with a carbon tetrahedron and keeping the same space group Fd-3m as diamond. Inspired by such a block skill of substitution, we construct a entirely sp² bonded carbon network through substituting each C-C bond in a hypothetically enlarged diamond with distorted C6 members in proper directions and positions keeping the same space group Fd-3m as diamond, as shown in Fig. 1 (a) and (b). Along with the substitution, the six carbon atoms of each C6 member symmetrically distributed along the original C-C bond forming a “3up/3down” bonding configuration as indicated in Fig. 1 (a). After optimization, all the C6 members in this crystal are equivalent and connect to each other through inter-C6 C-C bonds with length of 1.347 Å. The lattice constant of sp²-diamond is 9.668 Å and its cohesive energy is -7.179 eV/atom which is 660 meV/atom lower than that of T-carbon. In Fig. 1 (c) and (d) we show the views of optimized sp²-diamond from [001] direction and [111] direction, respectively. In the crystal

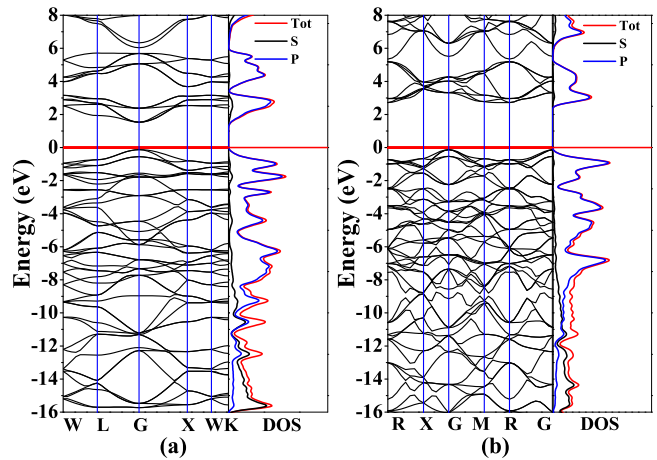


FIG. 3: Electronic band structures and density states of sp²-diamond (a) and cubic-graphite(b).

cell of sp²-diamond, there is only one equivalent carbon atom locating at the position of (0.451, 0.451, 0.726). Carbon atoms in sp²-diamond form equivalent C6 members through intra-C6 bonds with length of 1.506 Å, and these equivalent C6 members connect to each other forming a periodic 3D all-sp² carbon network. Such structural characteristics are very similar to those of cubic-graphite, in which equivalent carbon atoms form equivalent C6 members with intra-C6 bonds and equivalent C6 members connect to each other through inter-C6 bonds, forming pure sp² carbon network with space group of Pn-3m (224). The lattice constant of cubic-graphite is 6.095 Å and it contains only one inequivalent carbon atom in its crystal cell locating at the position of (0.500, 0.086, 0.586). Its intra-C6 bond and inter-C6 bond lengths are 1.408 Å and 1.493 Å, respectively. The major difference between sp²-diamond and cubic-graphite is that in cubic-graphite the six carbon atoms in each C6 member are planar forming standard sp² hybridization, whereas in sp²-diamond the six carbon atoms in each C6 member form a “3up/3down” configuration with distorted sp² bonds.

The cohesive energies, electronic properties (metal or semiconductor) and the structure information including space group, lattice constants, atom positions, bond lengths and mass density for sp²-diamond and cubic-graphite are listed in Tab I. From Tab I, we can see that the cohesive energies of graphite, diamond, T-carbon, bct4, H6, K4, C20, sp²-diamond and cubic-graphite are -7.825 eV/atom, -7.668 eV/atom, -6.519 eV/atom, -7.236 eV/atom, -6.906 eV/atom, -6.529 eV/atom, -6.878 eV/atom, -7.179 eV/atom and -7.585 eV/atom, respectively. The cubic-graphite (-7.585 eV/atom) is more stable than the superhard M-carbon (-7.531 eV/atom), W-carbon (-7.540 eV/atom) and H-carbon (-7.554 eV/atom). Although sp²-diamond is less stable than bct4, cubic-graphite, diamond and graphite, it is more stable than H6, K4, C20 and sp³ bonded T-

TABLE I: Space group, Lattice constant (LC: Å), inequivalent positions (POS), bond length (L_B : Å), mass density (ρ : g/cm³), cohesive energy (E_{coh} : eV) and band gap (E_g : eV) of graphite, diamond, T-carbon, bct4, H-6, K4-carbon, C-20, sp²-diamond and cubic-graphite.

Systems	Space group	LC	POS	L_B	ρ	E_{coh}	E_g
Graphite	P63/mmc	a=b=2.468, c=6.913	(1.000, 0.000, 0.750) (0.197, 0.197, 1.000)	1.425	1.796	-7.825	0
diamond	Fd-3m	a=b=c=3.574	(0.250, 0.250, 0.250)	1.548	3.491	-7.668	4.635
T-carbon	Fd-3m	a=b=c=7.517	(0.321, 0.321, 0.679)	1.416, 1.501	1.501	-6.519	2.253
bct-4	I41/amd	a=b=2.538, c=8.666	(1.000, 1.000, 0.918)	1.424, 1.470	2.853	-7.236	metal
H6	P6222	a=b=2.645, c=6.374	(0.500, 0.500, 0.947)	1.454, 1.483	3.093	-6.906	metal
K4-carbon	I4132	a=b=c=4.126	(0.125, 0.125, 0.125)	1.459	2.269	-6.529	metal
C-20	Fm-3m	a=b=c=9.145	(0.139, 0.139, 0.861)	1.354, 1.481	2.084	-6.878	metal
		a=b=c=9.145	(0.197, 0.197, 1.000)				
sp ² -diamond	Fd-3m	a=b=c=9.668	(0.451, 0.451, 0.726)	1.347, 1.506	2.116	-7.179	1.663
cubic-graphite	Pn-3m	a=b=c=6.095	(0.500, 0.086, 0.586)	1.408, 1.493	2.111	-7.585	2.891

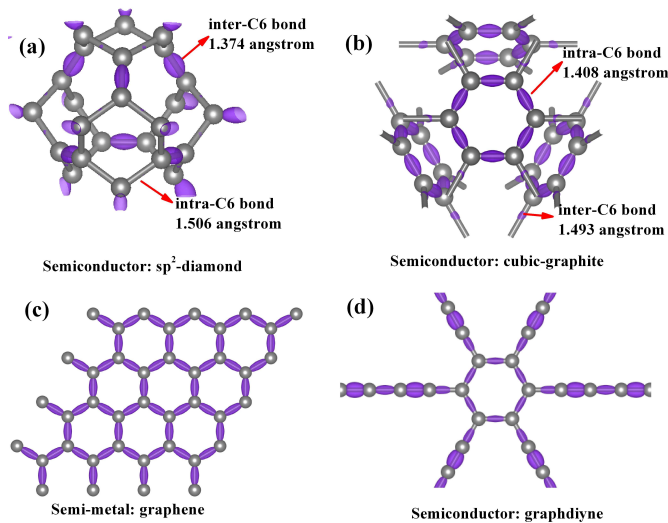


FIG. 4: Bonding charge density (isovalues = $0.007e/\text{\AA}^3$,) of sp²-diamond (a), cubic-graphite (b), graphene (c) and graphdiyne (d).

carbon. We then examine the dynamic stability of sp²-diamond and cubic-graphite through simulating their vibrational properties. The calculated phonon band structures and phonon density of states are shown in Fig. 2 (a) and (b) for sp²-diamond and cubic-graphite, respectively. We can see that there are no negative modes in both sp²-diamond and cubic-graphite, confirming both structures are dynamically stable. The very lower densities of 2.116 g/cm³ and 2.111 g/cm³ for sp²-diamond and cubic-graphite as well as their porous configurations indicate that both of them are sparse materials hoping to be applied for hydrogen-storage, catalysts and molecular sieves.

Usually, quasi-1D carbon phases with only sp² hybridization (carbon nanotubes) can be metals or semicon-

ductors dependent on their helicities [42]. 2D graphene allotropes[43–46] with only sp² bonds are semi-metals or metals except for the semiconducting one proposed by Mark et al [47]. 2D graphdiyne with both sp² and sp hybridized bonds is semiconducting. Almost all the previously proposed 3D carbon allotropes with pure sp² network are metals. Interestingly, we find that both sp²-diamond and cubic-graphite with only sp² bonds are semiconductors. Electronic band structures and density of states (DOS) of sp²-diamond and cubic-graphite are shown in Fig. 3 (a) and (b), respectively. We can see that sp²-diamond is a direct-band-gap semiconductor with a gap of 1.66 eV and cubic-graphite is an indirect-band-gap semiconductor with a larger gap of 2.89 eV. From their projected DOS (PDOS), we find that the states around the Fermi-level equally contributed from 2p_x, 2p_y and 2p_z states, and they are much larger than those derived from 2s orbital. 2s orbital electrons states mainly distribute at energy area about 12 eV below the Fermi-level. To understand the novel semiconducting properties of sp²-diamond and cubic-graphite, we investigate the bonding charge density of these two systems through comparing with semi-metallic graphene and semiconducting graphdiyne. The bonding charge density is defined as the difference between the total charge density in the solid and the superpositions of neutral atomic charge densities placed at atomic sites, i.e.,

$$\Delta\rho(r) = \rho_{solid}(r) - \sum_{\alpha} \rho_{\alpha}(r - r_{\alpha}) \quad (1)$$

Therefore, the bonding charge density represents the net charge redistribution as atoms are brought together to form the crystal. Fig. 4 (a), (b), (c) and (d) show the bonding charge density of sp²-diamond, cubic-graphite, graphene and graphdiyne, respectively. We can see that the charge density uniformly distribute on the equivalent C-C bonds for semi-metallic graphene. For the

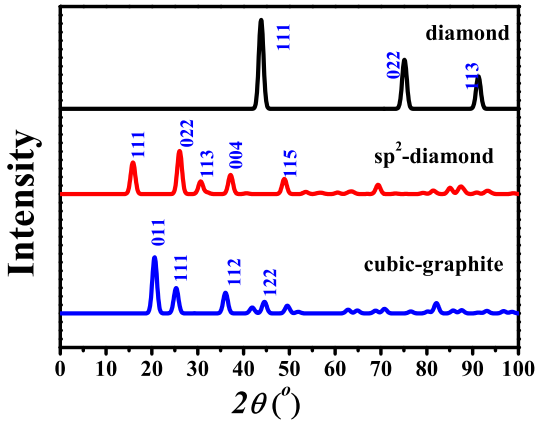


FIG. 5: Simulated x-ray diffraction patterns for diamond, sp^2 -diamond and cubic-graphite.

semiconducting graphdiyne with four inequivalent C-C bonds, electrons prefer locating at the shorter trinary $C\equiv C$ bonds than other single C-C bonds, leading a semiconducting property. In sp^2 -diamond (cubic-graphite), the inter-C6 (intra-C6) C-C bonds with shorter length hold more electrons than the intra-C6 (inter-C6) C-C bonds. The bonding characters of both sp^2 -diamond and cubic-graphite are similar to those of graphdiyne, indicating that the un-bonded fourth-electrons of each carbon atoms are not dissociative as those in semi-metallic graphene and graphite. So sp^2 -diamond and cubic-graphite behave as semiconductors.

Both sp^2 -diamond and cubic-graphite have cubic lattice as the same of diamond. To experimentally identify the two new forms of carbon, we provide the simulated x-ray (with wavelength of 1.4059 Å) diffraction (XRD) patterns for diamond, sp^2 -diamond and cubic-graphite as shown in Fig. 4. We can see that the XRD patterns of sp^2 -diamond and cubic-graphite can be easily distinguished from that of diamond. sp^2 -diamond possess the same space group of diamond (Fd-3m). In its XRD pattern, three peaks of (111), (022) and (113) mainly distribute at the area of $2\theta=15^\circ-35^\circ$. Differently, these three peaks appear in XRD pattern of diamond locating at $2\theta=43.84^\circ$, 75.13° and 91.26° , respectively. cubic-graphite belongs to space group Pn-3m (224) and its XRD pattern contains peaks located at $2\theta=20.59^\circ$ (011), 25.28° (111), 36.04° (112) and 44.56° (122). These results are helpful for identifying the sp^2 -diamond and cubic-graphite in experiment.

In summary, we proposed a 3D all- sp^2 carbon allotropes (sp^2 -diamond) with intriguing structure, remarkable stability. The dynamical stability of sp^2 -diamond and the previously proposed cubic-graphite are confirmed by simulating their vibrational properties. Both sp^2 -diamond and cubic-graphite are semiconduc-

tors with direct and indirect band gaps of 1.66 eV and 2.89 eV, respectively. Such semiconducting characteristics of sp^2 -diamond and cubic-graphite are contrary to previously proposed all- sp^2 carbon allotropes and the intuitive notion of the electronic characteristics of carbons with sp^2 bonding nature. The very lower densities of 2.116 g/cm³ and 2.111 g/cm³ for sp^2 -diamond and cubic-graphite as well as their porous configurations indicate that both of them are sparse materials hoping to be applied in hydrogen-storage, catalysts and molecular sieves.

This work is supported by the National Natural Science Foundation of China (Grant Nos. 51172191, 10874143, and 11074211), the Program for New Century Excellent Talents in University (Grant No. NCET-10-0169), and the Scientific Research Fund of Hunan Provincial Education Department (Grant Nos. 10K065, 10A118)

* Electronic address: lzsun@xtu.edu.cn

† Electronic address: zhong.xtu@gmail.com

- [1] G. Benedek, E. Galvani, S. Sanguinetti, and S. Serra, Chem. Phys. Lett, **244**, 339 (1995).
- [2] X. L. Sheng, Q. B. Yan, F. Ye, Q. R. Zheng and G. Su, Phys. Rev. Lett, **106**, 155703 (2011).
- [3] A. R. Oganov, and C. W. Glass, J. Chem. Phys, **124** 244704 (2006).
- [4] Q. Li, Y. M. Ma, A. R. Oganov, H. B. Wang, H. Wang, Y. Xu, T. Cui, H. K. Mao, and G. T. Zou, Phys. Rev. Lett, **102**, 175506 (2009).
- [5] K. Umamoto, R. M. Wentzcovitch, S. Saito, and T. Miyake, Phys. Rev. Lett, **104**, 125504 (2010).
- [6] R. H. Baughman, A. Y. Liu, C. Cui, and P. J. Schields, Synth. Met. **86**, 2371 (1997).
- [7] H. S. Domingos, J. Phys.: Condens. Matter. **16** 9083 (2004).
- [8] S. T. Strong, C. J. Pickard, V. Milman, G. Thimm, and B. Winkler, Phys. Rev. B **70**, 045101 (2004).
- [9] Y. Omata, Y. Yamagami, K. Tadano, T. Miyake, and S. Saito, Physica E, **29**, 454 (2005).
- [10] J. T. Wang, C. F. Chen and Y. Kawazoe, Phys. Rev. Lett, **106**, 075501 (2011).
- [11] D. Selli, I. A. Baburin, R. Martoňák and S. Leoni, Phys. Rev. B **84** 161411(R)(2011).
- [12] M. Amsler, J. A. Flores-Livas, L. Lehtovaara, F. Balima, S. A. Ghasemi, D. Machon, S. Pailhès, A. Willand, D. Caliste, S. Botti, A. S. Miguel, S. Goedecker and M. A. L. Marques, Phys. Rev. Lett, **108**, 065501 (2012).
- [13] Z. S. Zhao, B. Xu, X. F. Zhou, L. M. Wang, B. Wen, J. L. He, Z. Y. Liu, H. T. Wang and Y. J. Tian, Phys. Rev. Lett, **107** 215502 (2011).
- [14] C. Y. He, L. Z. Sun, C. X. Zhang, X. Y. Peng, K. W. Zhang, and J. X. Zhong, Solid state commun. <http://dx.doi.org/10.1016/j.ssc.2012.05.022>.
- [15] D. Li, K. Bao, F. B. Tian, Z. W. Zeng, Z. He, B. B. Liu and T. Cui, Phys. Chem. Chem. Phys, **14**, 4347 (2012).
- [16] J. T. Wang, C. F. Chen and Y. Kawazoe, Phys. Rev. B

- 85**, 033410 (2012).
- [17] F. Tian, X. Dong, Z. S. Zhao, J. L. He and H. T. Wang, *J. Phys: Condens. Matter.* **24**, 165504 (2012).
- [18] H. Y. Niu, X. Q. Chen, S. B. Wang, D. Z. Li, W. L. Mao and Y. Y. Li, *Phys. Rev. Lett.*, **108**, 135501 (2012).
- [19] R. L. Zhou and X. C. Zeng, *J. Am. Chem. Soc.*, **134**, 7530 (2012).
- [20] M. Amsler, J. A. Flores-Livas, S. Botti, M. A. L. Marques and S. Geodecker, arXiv:1202.6030v1.
- [21] Q. Zhu, Q. Zeng and A. R. Oganov. *Phys. Rev. B* **85**, 201407 (2012).
- [22] C. Y. He, L. Z. Sun, C. X. Zhang, X. Y. Peng, K. W. Zhang and J. X. Zhong, *Phys. Chem. Chem. Phys.*, **14**, 8410 (2012).
- [23] W. L. Mao, H. Mao, P. J. Eng, T. P. Trainor, M. Newville, C. C. Kao, D. L. Heinz, J. F. Shu, Y. Eng and R. J. Hemley, *Science* **302**, 425 (2003).
- [24] R. Hoffmann, T. Hughbanks, M. Kertész and P. H. Bird, *J. Am. Chem. Soc.*, **105**, 4831 (1983).
- [25] B. Winkler, C. J. Pickard, V. Milman and G. Thimm, *Chem. Phys. Lett.*, **337**, 36 (2001).
- [26] M. A. Tamor and K. C. Hass, *J. Mater. Res.*, **5**, 2273 (1990).
- [27] M. Itoh, M. Kotani, H. Naito, T. Sunada, Y. Kawazoe, and T. Adschiri, *Phys. Rev. Lett.*, **102**, 055703 (2009).
- [28] Y. Yao, J. S. Tse, J. Sun, D. D. Klug, R. Martoňák, and T. Iitaka, *Phys. Rev. Lett.*, **102**, 229601 (2009).
- [29] M. Côté, J. C. Grossman, M. L. Cohen and S. G. Louie, *Phys. Rev. B* **58**, 664 (1998).
- [30] M. ÓKeefe, G. B. Adams and O. F. Sankey, *Phys. Rev. Lett.*, **68**, 2325 (1992).
- [31] X. F. Shen, D. M. Ho, and R. A. Pascal Jr, *Org. Lett.*, **5**, 369 (2003).
- [32] X. F. Shen, D. M. Ho, and R. A. Pascal Jr, *J. Am. Chem. Soc.*, **126**, 5798 (2004).
- [33] M. Côté, and M. L. Cohen, *Phys. Rev. B* **55**, 5684 (1998).
- [34] A. Y. Liu, M. L. Cohen, K. C. Hass and M. A. Tamor, *Phys. Rev. B* **63**, 6742 (1991).
- [35] A. Y. Liu and M. L. Cohen, *Phys. Rev. B* **45**, 4579 (1992).
- [36] G. -M. Rignanese and J. -C. Charlier, *Phys. Rev. B* **78**, 125415 (2008).
- [37] Y. Liang, W. Zhang, and L. Chen, *Europhys. Lett.* **87**, 56003 (2009).
- [38] G. Kresse and J. Furthmüller, *Phys. Rev. B* **54**, 11169 (1996); G. Kresse and J. Furthmüller, *Comput. Mater. Sci.* **6**, 15 (1996).
- [39] P. E. Blöchl, *Phys. Rev. B* **50**, 17953 (1994); G. Kresse and D. Joubert, *Phys. Rev. B* **59**, 1758 (1999).
- [40] J. P. Perdew, K. Burke, and M. Ernzerhof, *Phys. Rev. Lett.*, **77**, 3865 (1996).
- [41] K. Parlinski, Z. Q. Li, and Y. Kawazoe, *Phys. Rev. Lett.*, **78**, 4063 (1997).
- [42] T. W. Odom, J. L. Huang, P. Kim, C. M. Lieber, *J. Phys. Chem. B* **2000**, 104, (2794).
- [43] H. Terrones, M. Terrones, E. Hernández, G. Grobert, J.-C. Charlier, and P. M. Ajayan. *Phys. Rev. Lett.*, **84**, 1716 (2000).
- [44] M. T. Lusk, and L. D. Carr, *New J. Phys.* **12**, 125006 (2010).
- [45] M. T. Lusk, and L. D. Carr, *Carbon* **47**, 2226 (2009).
- [46] A. N. Enyashin and A. L. Ivanovskii, *Phys. Status Solidi B* **284**, 1879 (2010).
- [47] D. J. Appelhans, Z. B. Lin, and M. T. Lusk, *Phys. Rev. B* **82**, 073410 (2010).