

Slow dynamics of Zero Range Process in the Framework of Traps Model

Kai Qi,¹ Ming Tang,^{1,*} Aixiang Cui,¹ and Yan Fu¹

¹Web Sciences Center, University of Electronic Science and Technology of China, Chengdu 610054, People's Republic China

(Dated: November 7, 2018)

The relaxation dynamics of zero range process (ZRP) has always been an interesting problem. In this study, we set up the relationship between ZRP and traps model, and investigate the slow dynamics of ZRP in the framework of traps model. Through statistical quantities such as the average rest time, the particle distribution, the two-time correlation function and the average escape time, we find that the particle interaction, especially the resulted condensation, can significantly influence the dynamics. In the stationary state, both the average rest time and the average escape time caused by the attraction among particles are obtained analytically. In the transient state, a hierarchical nature of the aging dynamics is revealed by both simulations and scaling analysis. Moreover, by comparing the particle diffusion in both the transient state and the stationary state, we find that the closer ZRP systems approach the stationary state, the more slowly particles diffuse.

PACS numbers: 05.40.Fb, 05.60Cd, 89.75.Hc

The investigation of diffusion process plays a very important role in exploring the structures of systems and uncovering the physical mechanisms of dynamics in particle systems [1–4]. Recently, with the booming research results in the field of complex networks, particle diffusion in complex networks has once again become a hot problem [5–20]. For example, Noh *et al.* studied random walks in scale-free (SF) networks and found that the ratio between a coordination number and a characteristic relaxation time for each node essentially determines the MFPT [11].

A common feature of above studies is that there is no interaction among particles at each node. Actually, particle interaction is unavoidable and can be found in many real networks where it plays an important role in the dynamical processes in networks. One simple way to introduce the interactions among stochastic particles is so-called zero range process (ZRP), which has been recently adopted to investigate particle condensation in complex networks [21–25]. It is shown that this condensation transition appears in a number of unexpected contexts such as wealth condensation in macroeconomies [26], jamming in traffic [27–30], coalescence in granular systems [31, 32], and gelation in networks [33, 34]. To understand the influence of ZRP interaction on the particle diffusion, we made an important first step to study another aspect of ZRP in scale-free networks, i.e., the diffusion features [35]. We found that the statistical quantities of diffusion can be significantly reduced by the condensation and can be figured out by the rest time of a particle staying at a node. In addition to these statistical quantities in the stationary state, however, the relaxation dynamics of ZRP are fully overlooked.

Recently, a traps model with interaction, in which particles are attracted at each node (i.e. local minima) with the potential-energy landscape [36], was put forward to study the connection between the network of the potential-energy landscape and the glassy dynamics [37]. At low temperatures, the relation between the energy and the degree of a minimum can

result in the slow dynamics of glassy systems. This provided a systematic integration of tools and concepts to investigate how network structures impact the particle diffusion. In this letter, we will try to set up the relationship between ZRP and traps model, and then investigate the slow dynamics in the ZRP interaction in the framework of traps model.

Firstly, we briefly introduce the ZRP model. In complex networks, ZRP interaction means that a particle interacts only with other particles staying at the same node. Suppose N particles are randomly put in a network with L nodes and each node i can be occupied by any integer number of particles $n_i = 0, 1, 2, \dots, N$. Due to interaction, usually only part of the particles at a node can jump out and hop into its neighboring nodes, which makes the particles be redistributed among all nodes. We divide the diffusion process of particles into two steps. In the first step, some particles at node i will jump out because of the interaction among the particles. Suppose a particle at node i jumps out at the rate $p(n_i) = n_i^\delta$ with $\delta \in [0, 1]$ [21–23], where the parameter δ can be used to characterize the nature of interaction among particles at the node. In the second step, each jumping particle hops from the node i to one of its neighbors j randomly.

In the stationary state, there is a condensation threshold $\delta_c = 1/(\gamma - 1)$, and a finite fraction of the total particles will be condensed to the hubs for $\delta < \delta_c$ [21–23]. Generally, the particle density $\rho = N/L$. In the mean field approach, the description of n_i for each node is replaced with the mean occupation number m_k for the nodes with the same degree k , i.e., m_k is the average of all the n_i at the nodes with degree k . Hence m_k is not necessarily an integer. In this framework, it is shown that the number of mean occupation particle in the stationary state is [23]

$$\begin{aligned} m_k &= k/k_c, k < k_c; \\ m_k &= (k/k_c)^{1/\delta}, k \geq k_c, \end{aligned} \quad (1)$$

where the crossover degree k_c denotes the degree for $m_k = 1$, and is given by [35]

$$k_c \simeq \begin{cases} \left[\frac{A}{\rho^{(-\gamma+1+1/\delta)}} \right]^\delta k_{max}^{1-\delta/\delta_c}, & \text{for } \delta < \delta_c; \\ \left[\frac{A}{\rho} \right]^\delta [\ln k_{max}]^{\delta_c}, & \text{for } \delta = \delta_c. \end{cases} \quad (2)$$

*Electronic address: tangminghuang521@hotmail.com

For $\delta > \delta_c$, there is no condensation, and the crossover degree k_c is given by

$$\rho \simeq \frac{Ak_c^{-1}}{\gamma-2}(k_0^{-\gamma+2} - k_c^{-\gamma+2}) + \frac{Ak_c^{-\gamma+1}}{\gamma-1-1/\delta}. \quad (3)$$

To gain further insight into the relaxation dynamics of the ZRP systems [35], we first set up the relationship between ZRP and traps model. Treating each node as a trap with temperature T and depth E_k , we obtain a trapping network where both T and E_k can be determined by the jumping rate $p(m)$. As pointed out in our previous work [35], the jumping rate has different expressions

$$p(m_k) = \begin{cases} m_k = k/k_c, & \text{for } k < k_c; \\ m_k^\delta = k/k_c, & \text{for } k \geq k_c. \end{cases} \quad (4)$$

That is, $p(m_k)$ is proportional to the degree k and has the same expression for all degree k . As the jumping rate $p(m)$ represents the number of particles jumping out of a given node per unit time, the rest time τ_k is $m_k/p(m_k)$, which is given by

$$\tau_k = \begin{cases} 1, & \text{for } k < k_c; \\ \left[\frac{k}{k_c}\right]^{1/\delta-1}, & \text{for } k \geq k_c. \end{cases} \quad (5)$$

Obviously, larger $p(m)$ corresponds to higher T and smaller E_k , and vice versa. In this way, we compare the rest time $\tau_k = m_k/p(m_k)$ in ZRP with the trapping time $\tau_k = e^{\beta E_k}$ in trap model where $\beta = 1/T$ [37]. It is easy to obtain: For $k < k_c$, $\beta E_k = 0$; for $k \geq k_c$, $\beta E_k = \frac{1-\delta}{\delta} \log\left(\frac{k}{k_c}\right)$. Letting $T = \frac{1}{\beta} = \delta/(1-\delta)$, then we have

$$\begin{aligned} E_k &= 0, & \text{for } k < k_c; \\ E_k &= \log(k) - \log(k_c), & \text{for } k \geq k_c. \end{aligned} \quad (6)$$

We see that $\delta \rightarrow 0$ corresponds to $T \rightarrow 0$, the condensation threshold δ_c corresponds to $T_c = 1/(\gamma-2)$, and $\delta \rightarrow 1$ corresponds to $T \rightarrow \infty$. From Eq. (6) we see that larger k corresponds to larger E_k , i. e., deeper trap. In Ref. [37], the average rest time $\tau(\delta)$ is exactly the average rest time $\langle \tau \rangle = \langle k \rangle^{-1} \sum_k k P(k) \tau_k$, indicating that the framework of ZRP is equivalent to that of the trap model. In the thermodynamic limit of $L, N \rightarrow \infty$, the average rest time before a hop is $\tau(\delta) = \int_{k_0}^{k_{max}} \frac{kP(k)\tau_k}{\langle k \rangle} dk$. Substituting Eq. (5) into this equation, we have

$$\tau(\delta) = \frac{k_c}{\langle k \rangle} \int_{k_0}^{k_{max}} m_k P(k) dk = \frac{\rho k_c}{\langle k \rangle}, \quad (7)$$

which depends on δ through k_c . For $\delta \leq \delta_c$, substituting Eq. (2) into Eq. (7) we obtain

$$\tau(\delta) \simeq \begin{cases} \frac{\rho}{\langle k \rangle} \left[\frac{A}{\rho(-\gamma+1+1/\delta)} \right]^\delta k_{max}^{1-\delta/\delta_c}, & \text{for } \delta < \delta_c; \\ \frac{\rho}{\langle k \rangle} \left[\frac{A}{\rho} \right]^\delta [\ln k_{max}]^{\delta_c}, & \text{for } \delta = \delta_c. \end{cases} \quad (8)$$

For $\delta_c < \delta < 1$, the crossover degree k_c can be obtained from Eq. (3). Especially, for the case of $\delta = 1$, we have $k_c = \langle k \rangle / \rho$

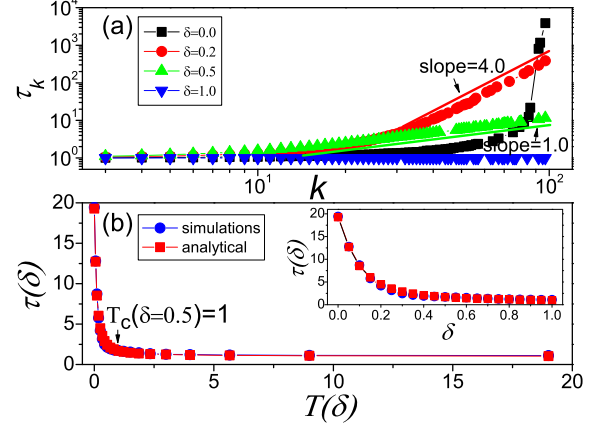


FIG. 1: (color online). (a) The rest time τ_k vs degree k for $\delta = 0.0, 0.2, 0.5, 1.0$. The solid lines represent the slopes $s = 1/\delta - 1 = 1.0$ and 4.0 , respectively. (b) The average rest time $\tau(\delta)$ versus the temperature $T(\delta)$. The “squares” represent the numerical simulations and the “circles” represent the theoretical results according to Eq. (7). The inset shows how $\tau(\delta)$ changes with δ .

when $m_{k_c} = 1$ [23]. Substituting it into Eq. (7) we have $\tau = 1$, which is consistent with the case of random walk.

To confirm the theoretical results, we make numerical simulations in an uncorrelated configuration model (UCM) [38]. We first construct an UCM network with size $L = 10^4$ and degree distribution $P(k) \sim Ak^{-3}$, where $A \approx 13$. Other parameters of this network are $\langle k \rangle \approx 5$, $k_0 = 3$, and $k_{max} = 97$, where k_0 and k_{max} denote the minimum and maximum degree of the network, respectively. We set the particle density $\rho = 1$ and let the particles hop in the network. In the stationary state, we calculate the mean rest time τ_k at the nodes with the same degree k , and figure out their average τ . The results shown in Fig. 1 are consistent with the theoretical predictions in Eqs. (5) and (7). As shown in Fig. 1 (b), the average rest time $\tau(\delta)$ decreases significantly with the increase of δ for $\delta < \delta_c$, indicating that the diffusion is remarkably slowed down in the condensation phase.

In the stationary state, a normalized particle distribution $P_{eq}(k)$, which is defined as the probability for a particle to be in any node with degree k , is given by $P_{eq}(k) = P(k)m_k/\rho$, and thus

$$P_{eq}(k) \sim \begin{cases} \frac{Ak^{-\gamma+1}}{\rho k_c}, & \text{for } k < k_c; \\ \frac{Ak^{-\gamma+1/\delta}}{\rho k_c^{1/\delta}}, & \text{for } k \geq k_c. \end{cases} \quad (9)$$

On the other hand, the relaxation dynamics in the condensation phase is an interesting problem [22, 23]. Here we investigate how $P(k, t_w)$ converges to $P_{eq}(k)$ in the transient state. Until now, there is no exact theory for the relaxation dynamics of the ZRP, and almost all the studies have been investigated by Monte Carlo simulations. In the transient period, the simulated results stir up one conjecture that the relaxation dynamics has a hierarchical nature [22, 37]: At first, subnetwork with small degree nodes is stable, and then larger degree

regions progressively equilibrate. In fact, the nodes with small degrees correspond to shallow minima, which take less time to explore, while the nodes with large degrees are deep traps which take longer time to equilibrate. At time t_w , one can suppose that the nodes with $k \leq k_w$ are “at equilibrium”, while the nodes with $k \gg k_w$ are still in the random walk regime. It turns out that the particle distribution behaves in each regime as

$$P(k; t_w) \sim \begin{cases} k^{-\gamma+1} & \text{for } k \lesssim k_w; \\ k^{-\gamma+1/\delta} & \text{for } k_w \lesssim k \lesssim k_w; \\ k^{-\gamma+1} & \text{for } k_w \lesssim k. \end{cases} \quad (10)$$

Like k_c in the stationary state, k_w plays the role of the crossover degree scale in a subnetwork with the largest degree k_w and the network size $L' \sim k_w^{\delta_c}$, that is,

$$k_w \sim \begin{cases} k_w^{1-\delta/\delta_c} & \text{for } \delta < \delta_c; \\ (\ln k_w)^{\delta_c} & \text{for } \delta = \delta_c. \end{cases} \quad (11)$$

Considering that the total time t_w is the sum of the trapping times of the visited nodes, which is dominated by the longest one τ_k from Eq. (5), we obtain $k_w \sim t_w^{(\delta_c-\delta)/(1-\delta)}$ and $k_w \sim t_w^{\delta_c/(1-\delta)}$ for $\delta < \delta_c$ in the looped networks. Figure 2 (a) and (b) show indeed that the whole non-equilibrium distribution can be cast into the scaling form

$$P(k; t_w) = P(k)F\left(k/t_w^{(\delta_c-\delta)/(1-\delta)}\right), \quad (12)$$

where F is a scaling function such that $F(x)$ displays the scaling like Eq. (1) at small x , and $F(x) \sim x$ at large x . In addition, as shown in Fig. 2 (c) and (d), the whole non-equilibrium distribution also displays the scaling

$$P(k; t_w) = t_w^{-\delta_c/(1-\delta)}G\left(k/t_w^{\delta_c/(1-\delta)}\right), \quad (13)$$

where $G(x) \sim x^{1-\gamma}$ at large x .

This evolution takes place until the nodes with the largest degree k_{max} , equilibrate. For an uncorrelated scale-free network, $k_{max} \sim L^{1/2}$ so that the equilibration time is

$$T_{eq} \sim k_{max}^{(1-\delta)/\delta_c} \sim L^{1-\delta}. \quad (14)$$

It is consistent with the results in Ref. [22, 23].

The evolution of $P(k; t_w)$ in the condensation phase corresponds to the aging dynamics of the system, which has a hierarchical nature. This dynamics is also investigated through a two-time correlation function $C(t_w + t, t_w)$ between the states of the system at times t_w and $t_w + t$, defined as the the average probability that a particle has not changed trap between t_w and $t_w + t$ [36]: this amounts to considering that the correlation is 1 within one trap and 0 between distinct traps. The probability that a walker remains in trap i longer than t is simply given by $\exp(-t/\tau_i)$, so that

$$C(t_w + t, t_w) = \int dk P(k; t_w) e^{-t/\tau_k}. \quad (15)$$

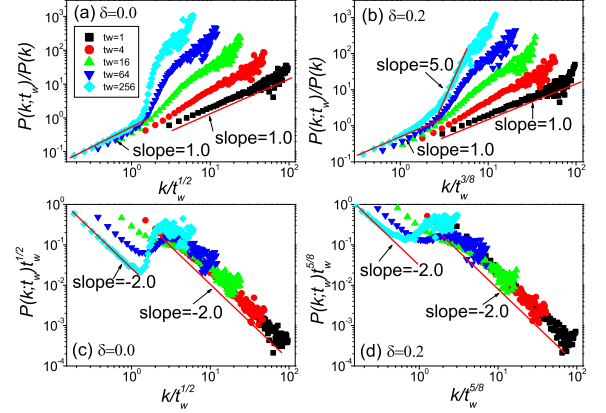


FIG. 2: (color online). The scaling form of non-equilibrium distribution with $\delta = 0.0, 0.2$ in the transient state. Data in both (a) and (b) obey the scaling in Eq. (12), those in both (c) and (d) obey the scaling in Eq. (13).

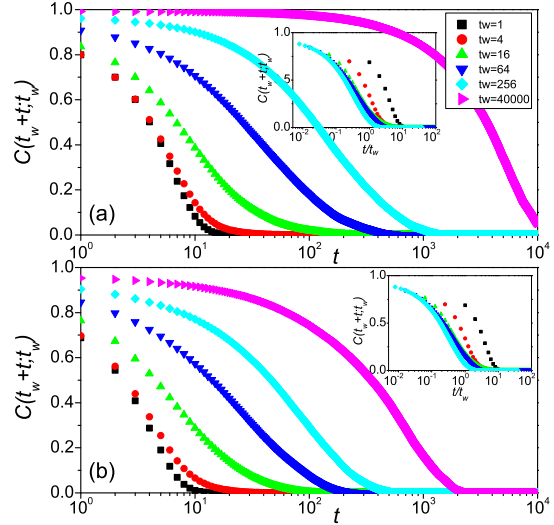


FIG. 3: (color online). $C(t_w + t, t_w)$ vs t with $\delta = 0.0$ (a) and $\delta = 0.2$ (b) in the condensation phase. The insets show $C(t_w + t, t_w)$ vs t/t_w .

In Fig. 3, simulations show that the closer ZRP systems approach the stationary state, the more slowly particles diffuse, which seems like the critical slowing down in phase transition. As the stationary state is approached, more and more particles are trapped in hubs, and it's very difficult for these particles to escape from hubs. Thus, the correlation length (i. e., the characteristic time for the two-time correlation to disappear) becomes longer and longer [23]. For ZRP dynamics in uncorrelated scale-free networks, it is obvious that the correlation function doesn't obey the simple aging $C(t_w + t, t_w) = g(t/t_w)$ because of the increasingly particle attraction in the transient state.

Aging properties of the system can also be measured

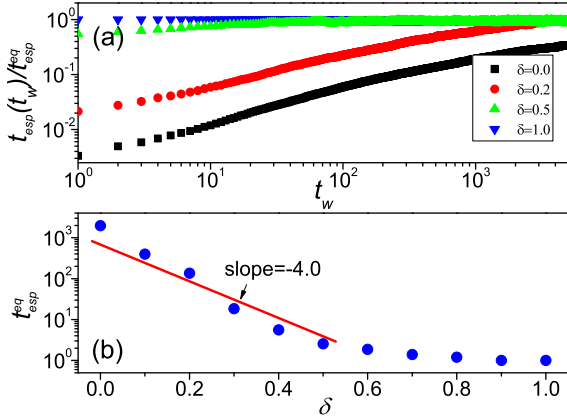


FIG. 4: (color online). The average escape time t_{esc} in both the transient state and the stationary state. (a) $t_{esc}(t_w)/t_{esc}^{eq}$ vs t_w for $\delta = 0.0, 0.2, 0.5, 1.0$ in the transient state. (b) t_{esc}^{eq} vs δ where the solid line represents the slope $s = -\log_{10}L = -4.0$ from Eq. (16).

through the average escape time $t_{esc}(t_w)$ required by the random walker to escape from the node it occupies at time t_w . We define $t_{esc} = \langle t' \rangle - t_w$, where $t' > t_w$ is the time of the first jump performed by the walker after t_w , which gives $t_{esc}(t_w) = \int dk \tau_k P(k; t_w)$. For small t_w with respect to the equilibration time, t_{esc} is growing due to the evolution of $P(k; t_w)$. After a long time, $m_k(t_w) \rightarrow m_k^{eq}$ in any finite system, and then we have $t_{esc}^{eq} = \int_{k_0}^{k_{max}} dk \frac{P(k)m_k\tau_k}{\rho}$. Substituting Eq. (1) and (5) into this equation, we can numerically calculate t_{esc}^{eq} for the different δ , $t_{esc}^{eq} = \int_{k_0}^{k_c} \frac{P(k)m_k}{\rho} dk + \int_{k_c}^{k_{max}} \frac{P(k)m_k^{2-\delta}}{\rho} dk$. For $\delta \leq \delta_c$, the system is in the condensation phase. The nodes with $k_c \leq k \leq k_{max}$ have the capacity to accommodate most particles. Therefore, we

have $t_{esc}^{eq} \simeq \int_{k_c}^{k_{max}} \frac{P(k)m_k^{2-\delta}}{\rho} dk$, and obtain the scaling as follows

$$t_{esc}^{eq} \sim k_{max}^{(\gamma-1)(1-\delta)} \sim L^{1-\delta}. \quad (16)$$

In summary, we have set up the relationship between ZRP and traps model, i. e., $T = \delta/(1-\delta)$, and then investigated the relaxation dynamics of ZRP in the framework of traps model. The particle interaction, especially the resulted condensation, is found to significantly influence the dynamics. In the stationary state, a rest time $\tau(\delta) = \rho k_c / \langle k \rangle$ is caused by the attraction among particles. In the transient state, a hierarchical nature of the aging dynamics for $\delta < \delta_c$ is revealed by means of the scaling analysis of particle distribution. In addition, the equilibration time has the scaling $T_{eq} \sim L^{1-\delta}$. Moreover, the slow dynamics in both the transient state and the stationary state have been compared by two important statistical measures, the two-time correlation function and the average escape time. Both simulations and scaling analysis show that the closer ZRP systems approach the stationary state, the more slowly particles diffuse. At a long time, the average escape time in the condensation phase displays the scaling $t_{esc}^{eq} \sim L^{1-\delta}$. It is expected that the present work will be useful for understanding the slow dynamics of condensation in the real world.

Acknowledgments

This work is supported by the NNSF of China (Grants No. 11105025, 61103109), China Postdoctoral Science Foundation (Grant No. 20110491705), the Specialized Research Fund for the Doctoral Program of Higher Education (Grant No. 20110185120021), and the Fundamental Research Funds for the Central Universities (Grant No. ZYGX2011J056).

-
- [1] Hughes B D 1996 *Clarendon Press* Oxford
[2] Redner S 2001 *Cambridge University Press* New York
[3] ben-Avraham D and Havlin S 2000 *Cambridge University Press* Cambridge
[4] Woess W 2000 *Cambridge University Press* Cambridge
[5] Adamic L A, Lukose R M, Puniyani A R and Huberman B A 2001 *Phys. Rev. E* **64** 046135
[6] Yang S 2005 *Phys. Rev. E* **71** 016107
[7] Sood V, Redner S and ben-Avraham D 2005 *J. Phys. A: Math. Gen.* **38** 109
[8] Almaas E, Kulkarni R V and Stroud D 2003 *Phys. Rev. E* **68** 056105
[9] Jasch F and Blumen A 2001 *Phys. Rev. E* **64** 066104
[10] Bollt E M and Ben-Avraham D 2005 *New J. Phys.* **7** 26
[11] Noh J D and Rieger H 2004 *Phys. Rev. Lett.* **92** 118701
[12] Gallos L K 2004 *Phys. Rev. E* **70** 046116
[13] Kittas A, Carmi S, Havlin S and Argyrakis P 2008 *Europhys. Lett.* **84** 40008
[14] Baronchelli A, Catanzaro M and Pastor-Satorras R 2008 *Phys. Rev. E* **78** 011114
[15] Juhász R 2008 *Phys. Rev. E* **78** 066106
[16] Baronchelli A and Loreto V 2006 *Phys. Rev. E* **73** 026103
[17] Stauffer D and Sahimi M 2005 *Phys. Rev. E* **72** 046128
[18] Zlatanov N and Kocarev L 2009 *Phys. Rev. E* **80** 041102
[19] Tejedor V, Bénichou O and Voituriez R 2009 *Phys. Rev. E* **80** 065104(R)
[20] Baronchelli A and Pastor-Satorras R 2010 *Phys. Rev. E* **82** 011111
[21] Noh J D, Shim G M and Lee H 2005 *Phys. Rev. Lett.* **94** 198701
[22] Noh J D 2005 *Phys. Rev. E* **72** 056123
[23] Tang M, Liu Z and Zhou J 2006 *Phys. Rev. E* **74** 036101
Tang M and Liu Z 2008 *Physica A* **387** 1361
Tang M and Liu Z 2008 *Commun. Theo. Phys.* **49** 252
Tang M, Liu Z, Zhu X and Wu X 2008 *Int. J. Mod. Phys. C* **19** 927
[24] Waclaw B, Bogacz L, Burda Z and Janke W 2007 *Phys. Rev. E* **76** 046114
[25] Tang M, Liu L and Liu Z 2009 *Phys. Rev. E* **79** 016108
[26] Burda Z, Johnston D, Jurkiewicz J, Kaminski M, Nowak M A, Papp G and Zahed I 2002 *Phys. Rev. E* **65** 026102

- [27] Evans M R 1996 *Europhys. Lett.* **36** 13
- [28] Chowdhury D, Santen L and Schadschneider A 2000 *Phys. Rep.* **329** 199
- [29] Zhu X, Liu Z and Tang M 2007 *Chin. Phys. Lett.* **24** 2142
- [30] Shen J 2010 *Chin. Phys. Lett.* **27** 028901
- [31] Eggers J 1999 *Phys. Rev. Lett.* **83** 5322
- [32] van der Meer D, van der Meer K and Lohse D 2004 *J Stat Mech-Theory E* **4** 04004
- [33] Krapivsky P L, Redner S and Leyvraz F 2000 *Phys. Rev. Lett.* **85** 4629
- [34] Bianconi G and Barabási A L 2001 *Phys. Rev. Lett.* **86** 5632
- [35] Tang M, Liu L and Li B 2010 *CHAOS* **20** 043135
- [36] Bouchaud J P 1992 *J. Phys. I* **2** 1705
Monthus C and Bouchaud J P 1996 *J. Phys. A* **29** 3847
- [37] Baronchelli A, Barrat A and Pastor-Satorras R 2009 *Phys. Rev. E* **80** 020102(R)
- [38] Catanzaro M, Boguñá M and Pastor-Satorras R 2005 *Phys. Rev. E* **71** 027103
- [39] Cohen R and Havlin S 2003 *Phys. Rev. Lett.* **90** 058701