

Transport and magnetic properties of La-doped CaFe_2As_2

J. J. Ying, J. C. Liang, X. G. Luo, X. F. Wang, Y. J. Yan, M.

Zhang, A. F. Wang, Z. J. Xiang, G. J. Ye, P. Cheng and X. H. Chen*

*Hefei National Laboratory for Physical Science at Microscale and Department of Physics,
University of Science and Technology of China, Hefei,
Anhui 230026, People's Republic of China*

We measured the transport properties and susceptibility of single crystals $\text{Ca}_{1-x}\text{La}_x\text{Fe}_2\text{As}_2$ ($x=0, 0.05, 0.1, 0.15, 0.19$ and 0.25). Large in-plane resistivity anisotropy similar to that in Co-doped 122 iron-pnictides is observed although no transition metals were introduced in the FeAs-plane. The in-plane resistivity anisotropy gradually increases with La doping below T_{SDW} , being different from the hole-doped 122 superconductors. The susceptibilities of the samples show that La doping leads to suppression of SDW and induces a Curie-Weiss-like behavior at low temperature, which is much stronger than the other 122 iron-based superconductors.

PACS numbers: 74.25.-q, 74.25.F-, 74.70.Xa

Iron-based superconductors have attracted great attentions these years¹⁻⁴. The parent compound undergoes structure and spin density wave (SDW) transitions. With chemical doping or high pressure, both structure and SDW transition can be suppressed and superconductivity emerges. AFe_2As_2 ($A=\text{Ca}, \text{Sr}, \text{Ba}, \text{Eu}$, so called "122") with the ThCr_2Si_2 -type structure were widely investigated because it is easy to grow large size of high quality single crystals. However, the highest T_c of 122 superconductors do not surpass 40 K in the earlier studies. Recently, superconductivity up to 49 K was discovered in rare earth doped CaFe_2As_2 ⁵⁻⁸. The FeAs plane of $\text{Ca}_{1-x}\text{R}_x\text{Fe}_2\text{As}_2$ ($R=\text{rare earth elements}$) is not affected by substitution of trivalent R^{3+} ions on divalent Ca^{2+} . While for the other two famous electron-doped 122 superconductors $\text{BaFe}_{2-x}\text{Co}_x\text{As}_2$ and $\text{K}_x\text{Fe}_{2-y}\text{Se}_2$, some of the Fe ions in the FeAs/FeSe layers are either substituted by Co or missed⁹⁻¹¹. It is an ideal candidate for us to investigate the electron-doped iron-based superconductors with the perfect FeAs layers. The superconducting temperature in $\text{Ca}_{1-x}\text{R}_x\text{Fe}_2\text{As}_2$ is much higher compared to the other 122 iron pnictides and it is very necessary for us to detailedly investigate the physical properties of $\text{Ca}_{1-x}\text{R}_x\text{Fe}_2\text{As}_2$.

Recent works showed large in-plane resistivity anisotropy below T_S or T_N in the parent and electron-doped 122 system although the distortion of the orthorhombic structure is less than 1 %¹²⁻¹⁵ in the SDW state. However, for the hole-doped $\text{Ba}_{1-x}\text{K}_x\text{Fe}_2\text{As}_2$, in-plane resistivity anisotropy is nearly absent¹⁴. All the previous works were focusing on the Co, Ni and Cu substitution on the Fe site for electron-doped samples¹⁶ and it is supposed that the large in-plane anisotropy might come from the transition metal substitution in the FeAs plane. It is very meaningful for us to study the in-plane resistivity anisotropy for the electron-doped

$\text{Ca}_{1-x}\text{R}_x\text{Fe}_2\text{As}_2$ with the perfect Fe square lattice. The large in-plane resistivity anisotropy observed in $\text{Ca}_{1-x}\text{R}_x\text{Fe}_2\text{As}_2$ in this paper indicates that the large in-plane resistivity anisotropy is related to the electron-doping rather than transition metal doped in the FeAs plane.

In this paper, we systematically investigated the transport and magnetic properties of La-doped CaFe_2As_2 . Superconductivity up to 43 K was observed in the $\text{Ca}_{0.81}\text{La}_{0.19}\text{Fe}_2\text{As}_2$ similar to the previous results⁶. SDW transition can be suppressed through La doping and superconductivity coexists with antiferromagnetic with the La doping level between 0.05 and 0.15. The in-plane resistivity anisotropy gradually increases with La doping below T_{SDW} , being different from the hole-doped 122 superconductors. A strong Curie-Weiss-like behavior at low temperature is induced by La-doping.

High quality single crystals with nominal composition $\text{Ca}_{1-x}\text{La}_x\text{Fe}_2\text{As}_2$ ($x=0, 0.05, 0.1, 0.15, 0.2$ and 0.3) were grown by conventional solid-state reaction using FeAs as self-flux⁶⁻⁸. The FeAs precursor was first synthesized from stoichiometric amounts of Fe and As inside the silica tube at 800 °C for 24 h. Appropriate amounts of the starting materials of FeAs, Ca and La were placed in an alumina crucible, and sealed in an quartz tube. The mixture was heated to 1180 °C in 6 hours and then kept at this temperature for 10 hours, and later slowly cooled down to 950 °C at a rate of 3 °C/ hour. After that, the temperature was cooled down to room temperature by shutting down the furnace. The shining plate-like $\text{Ca}_{1-x}\text{La}_x\text{Fe}_2\text{As}_2$ crystals were mechanically cleaved from the flux and obtained for measurements. The actual composition of the single crystals were characterized by the Energy-dispersive X-ray spectroscopy (EDX). The actually doping levels are almost the same with the nominal values for x smaller than 0.2. While for the nominal composition $x = 0.2$ and 0.3 , the actual values of x are 0.19 and 0.25 which are smaller than the nominal values. Resistivity was measured using the Quantum Design PPMS-9 and Magnetic susceptibility was measured using the Quantum Design SQUID-MPMS. In-plane resistivity

*Corresponding author; Electronic address: chenxh@ustc.edu.cn

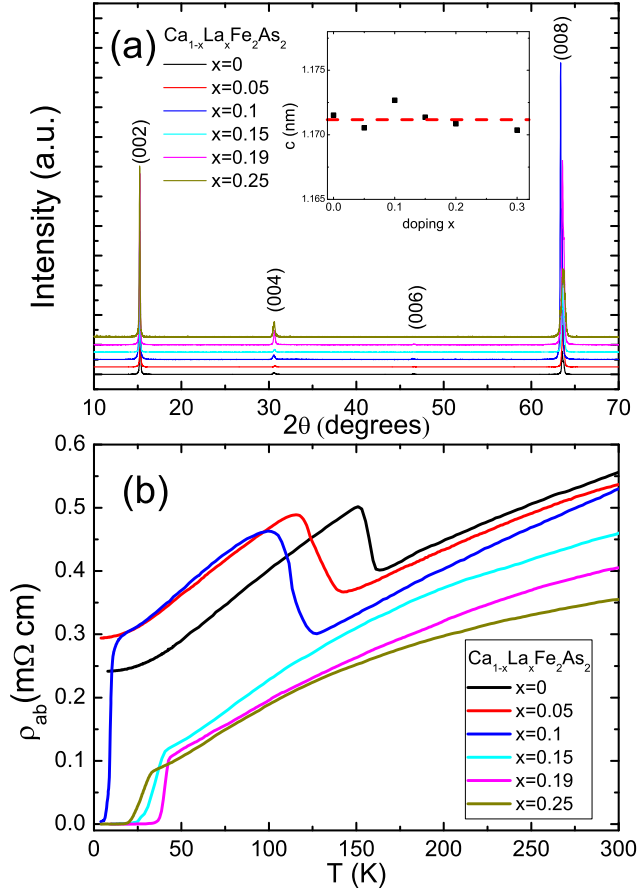


FIG. 1: (Color online)(a): The single crystal x-ray diffraction pattern of $\text{Ca}_{1-x}\text{La}_x\text{Fe}_2\text{As}_2$. Only (00l) diffraction peaks show up, indicating that the c axis is perpendicular to the plane of the plate. The inset shows that the c parameter does not change with doping. (b): Temperature dependence of the in-plane resistivity.

anisotropy was measured using the same method with the previous work^{12,14}. Crystals were cut parallel to the orthorhombic a and b axes so that the orthorhombic a(b) direction is perpendicular (parallel) to the applied pressure direction. ρ_a (current parallel to a) and ρ_b (current parallel to b) were measured on the same sample using standard 4-point configuration.

Single crystals of $\text{Ca}_{1-x}\text{La}_x\text{Fe}_2\text{As}_2$ were characterized by x-ray diffractions (XRD) using $\text{Cu } K_\alpha$ radiations. As shown in the Fig.1(a). Only (00l) diffraction peaks were observed, suggesting that the crystallographic c axis is perpendicular to the plane of the single crystal. The inset of Fig.1(a) shows the c-axis parameters with different doping level, we can see that the lattice parameters of c-axis almost do not change with La doping. The lattice constant of c-axis was around 11.72 Å for all the samples. It is slightly different from the polycrystalline samples reported previously for which the c-axis slightly decrease with rare earth elements doping⁵. Fig.1(b) shows the

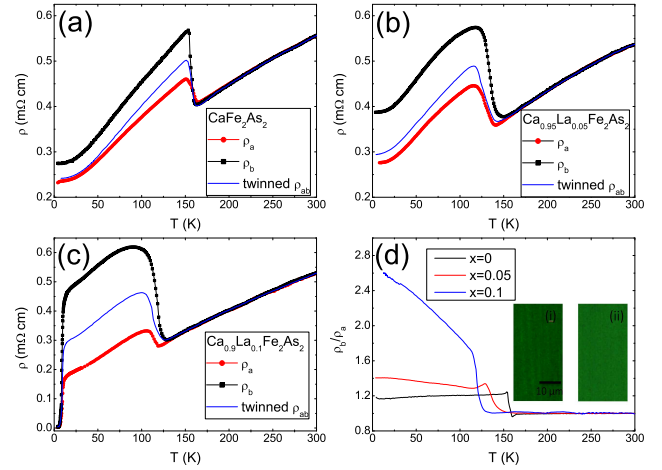


FIG. 2: (Color online) Temperature dependence of in-plane resistivity with the electric current flow along a direction and b direction respectively for (a): parent compound CaFe_2As_2 , (b): $\text{Ca}_{0.95}\text{La}_{0.05}\text{Fe}_2\text{As}_2$, (c): $\text{Ca}_{0.9}\text{La}_{0.1}\text{Fe}_2\text{As}_2$. The twinned in-plane resistivity was also shown for comparison (blue line). (d): Temperature dependence of in-plane resistivity anisotropy ρ_b/ρ_a . The insets of (f) are the Polarized-light images of the surface for twinned(i) and detwinned(ii) CaFe_2As_2 at the temperature of 78 K.

temperature dependence of the resistivity with the electric current flowing in the ab plane for $\text{Ca}_{1-x}\text{La}_x\text{Fe}_2\text{As}_2$ single crystals. The upturn of resistivity for parent compound was ascribed to the SDW or structure transition. With La doping, the anomaly was gradually suppressed and superconductivity gradually emerged. For the optimally doped sample $x = 0.19$, the onset of superconductivity was up to 43 K which is almost the same with the earlier results⁶. However, the superconductivity transition in this system is much broader than that in other 122 iron-pnictide superconductors.

Fig.2(a) shows the temperature dependence of in-plane resistivity with the current flowing parallel to the orthorhombic b direction (black) and orthorhombic a direction (red) of the detwinned CaFe_2As_2 sample. The insets of Fig.2(d) are the Polarized-light images of the surface for twinned(i) and detwinned(ii) CaFe_2As_2 at the temperature of 78 K. The samples are almost fully detwinned as we can no longer see the twin domains. Obvious anisotropy was observed which is similar to the earlier result¹³, although different methods were used to detwin the samples. Compounds with a small amount of La-doping show much larger in-plane anisotropy as displayed in Fig.2(b) and (c) for $x=0.05$ and $x=0.1$, respectively. The different behavior of ρ_a and ρ_b observed here is very similar to the ones in other parent or electron-underdoped iron-pnictides^{12,13}. We characterized the degree of in-plane resistivity anisotropy by the ratio ρ_b/ρ_a . Fig.2 (d) shows the temperature dependence of ρ_b/ρ_a for different doping level samples. For all the samples, in-plane resistivity anisotropy increases very quickly below

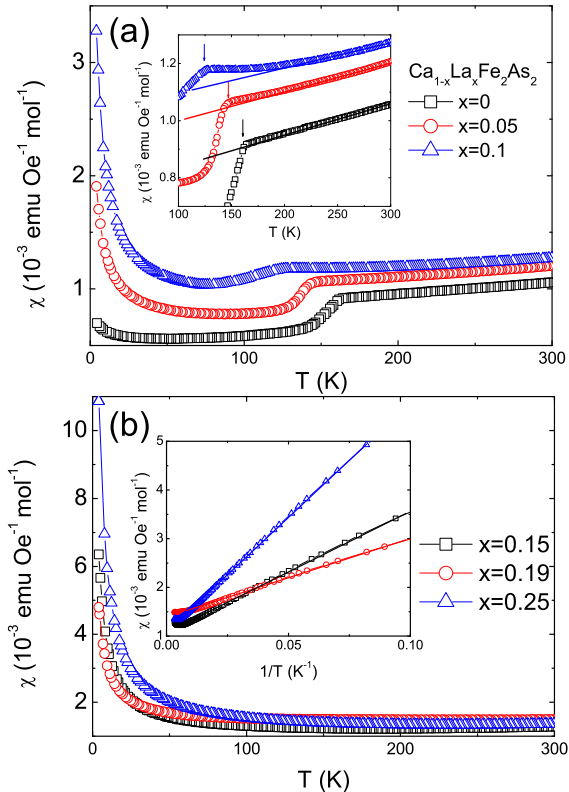


FIG. 3: (Color online) (a): Temperature dependence of magnetic susceptibility for $x=0, 0.05$ and 0.1 . The inset is the enlarged area around T_{SDW} . The arrows indicate the T_{SDW} . (b): Temperature dependence of magnetic susceptibility for $x=0.15, 0.19$ and 0.25 . The inset shows that the magnetic susceptibility is linear with $1/T$ at low temperature, indicating a nice Curie-Weiss behavior in the low temperature.

T_{SDW} . With increasing La doping level, the in-plane resistivity anisotropy gradually increases in the SDW region. It is very similar with the other underdoped electron-doping 122 systems, but quite different from the hole-doped $Ba_{1-x}K_xFe_2As_2$ ¹⁴. Although the doping position is away from the FeAs plane, large in-plane anisotropy still exists and increases with doping content. The magnitude of in-plane resistivity anisotropy is almost the same as the other underdoped electron-doping 122 samples. These results suggest that the in-plane anisotropy is closely related to the carrier-type rather than the different doping positions.

The temperature dependence of magnetic susceptibilities for $Ca_{1-x}La_xFe_2As_2$ ($x=0, 0.05$ and 0.1) with magnetic field of $H = 1T$ applied along the ab -plane are shown in Fig.3 (a). The susceptibility of parent compound $CaFe_2As_2$ shows T-linear behavior and gradually decreases with decreasing temperature above T_{SDW} . The susceptibility suddenly drops at T_{SDW} and shows very weak Curie-Weiss-like behavior at low temperature.

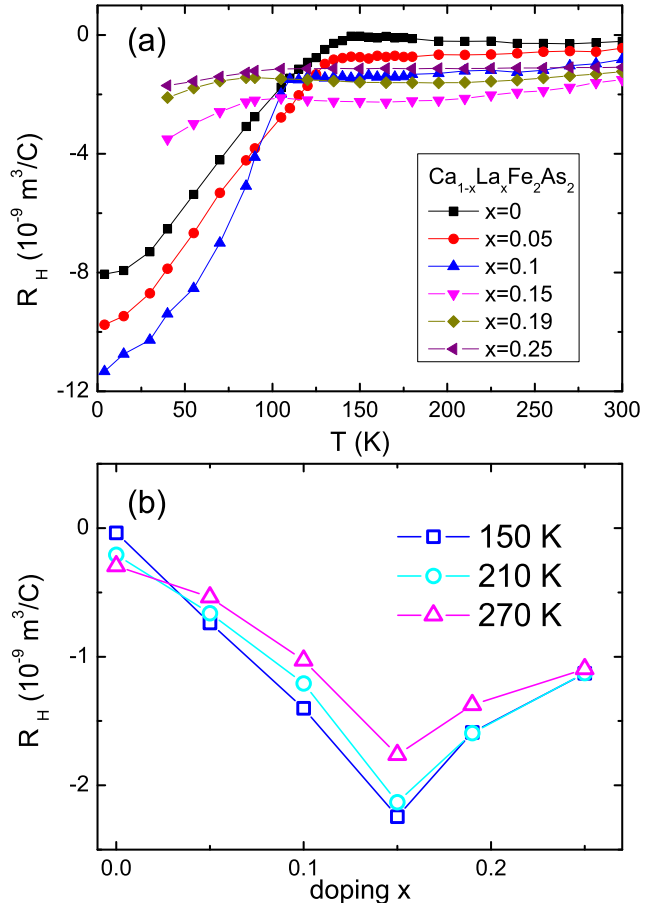


FIG. 4: (Color online) (a): Temperature dependence of R_H for $Ca_{1-x}La_xFe_2As_2$. (b): Doping dependence of R_H at certain temperature in the normal state.

This behavior is the same with the previous result¹⁸. Small amount doping of La obviously enhances the Curie-Weiss-like behavior at low temperature. With increasing the doping content, the anomaly due to SDW order is gradually suppressed and T-linear behavior of susceptibility is gradually broken due to the Curie-Weiss-like behavior at low temperature. It strongly contrast to Co-doped 122 samples in which the T-linear behavior of susceptibility survives with Co doping¹⁷. With further increasing the doping content, the susceptibilities showed strong Curie-Weiss-like behavior below about 200 K as shown in Fig.3 (b). Such strong Curie-Weiss-like behavior observed in $Ca_{1-x}La_xFe_2As_2$ is strongly different to the other 122 iron-pnictide superconductors.

Fig.4(a) shows the temperature dependence of Hall coefficient R_H of $Ca_{1-x}La_xFe_2As_2$. R_H of all the samples show the negative values, indicating that the dominated carrier is electron. The sharp increase of the absolute value of R_H below T_{SDW} indicates the sudden drop of carrier density in the SDW state, which is the common

feature in iron pnictide superconductors¹⁹. It is also instructive to analyze the Hall Coefficient at certain temperature for different doping level samples at high temperature. It is found that the dependence of doping is nonmonotonic as shown in Fig.4(b). For the samples $x < 0.15$, the absolute value of R_H increases with increasing the doping content. With further doping, it gradually decreases. This behavior is quite similar to the $\text{BaFe}_{2-x}\text{Co}_x\text{As}_2$ system. Such behavior is caused by the multiband effect and different mobility of electron or hole carriers¹⁹.

Large in-plane anisotropy is observed in the underdoped region of $\text{Ca}_{1-x}\text{La}_x\text{Fe}_2\text{As}_2$ although no extra elements were introduced into the FeAs-plane. It strongly contrasts to the hole-doped $\text{Ba}_{1-x}\text{K}_x\text{Fe}_2\text{As}_2$ system, but is similar to the transition metal substitution samples^{12,14}. Our results show that substitution away from the FeAs plane could also lead to large in-plane anisotropy, which indicate that the in-plane anisotropy is strongly dependent on doping carriers rather than the doping site. The in-plane anisotropy was suggested closely related to the the orbital degree of freedom^{20,21} or/and spin fluctuations²². Our previous work demonstrates that the microscopic orbital involvement in magnetically ordered state must be fundamentally different between the hole and electron underdoped iron pnictides¹⁴. Large in-plane anisotropy observed in rare

earth doped materials also prove this. ARPES experiments need to do to compare the orbital characters of the hole and electron doped samples. The magnetic susceptibilities of $\text{Ca}_{1-x}\text{La}_x\text{Fe}_2\text{As}_2$ show much stronger Curie-Weiss-like behavior compared to the other 122 iron pnictide superconductors. Although superconductivity above 40K was observed in this system which is much higher than the other 122 superconductors, superconducting transition is broad. The origins of the strong Curie-Weiss-like behavior and broad superconducting transition in this system are still unknown.

In conclusion, we systematically measured the transport properties and susceptibilities of $\text{Ca}_{1-x}\text{La}_x\text{Fe}_2\text{As}_2$ ($x=0, 0.05, 0.1, 0.15, 0.19$ and 0.25). Large in-plane anisotropy is observed which is similar to Co-doped 122 iron-pnictides, but strongly contrasts to the hole-doped $\text{Ba}_{1-x}\text{K}_x\text{Fe}_2\text{As}_2$. Strong Curie-Weiss-like behavior of susceptibility was observed at low temperature by increasing the La doping.

ACKNOWLEDGEMENT This work is supported by the National Basic Research Program of China (973 Program, Grant No. 2012CB922002 and No. 2011CB00101), National Natural Science Foundation of China (Grant No. 11190020 and No. 51021091), the Ministry of Science and Technology of China, and Chinese Academy of Sciences.

-
- ¹ Y. Kamihara, T. Watanabe, M. Hirano, and H. Hosono, *J. Am. Chem. Soc.* **130**, 3296(2008).
- ² X. H. Chen, T. Wu, G. Wu, R. H. Liu, H. Chen and D. F. Fang, *Nature* **453**, 761(2008).
- ³ Z. A. Ren, G. C. Che, X. L. Dong, J. Yang, W. Lu, W. Yi, X. L. Shen, Z. C. Li, L. L. Sun, F. Zhou and Z. X. Zhao, *Europhys. Lett.* **83**, 17002(2008).
- ⁴ M. Rotter, M. Tegel, D. Johrendt, *Phys. Rev. Lett.* **101**, 107006(2008).
- ⁵ S. R. Saha, N. P. Butch, T. Drye, J. Magill, S. Ziemak, K. Kirshenbaum, P. Y. Zavalij, J. W. Lynn, and J. Paglione, arXiv:1105.4798
- ⁶ Zhaoshun Gao, Yanpeng Qi, Lei Wang, Dongliang Wang, Xianping Zhang, Chao Yao, Chunlei Wang, Yanwei Ma, *EPL*, **95**, 67002 (2011).
- ⁷ B. Lv, L. Z. Deng, M. Gooch, F. Y. Wei, Y. Y. Sun, J. Meen, Y. Y. Xue, B. Lorenz and C. W. Chu, *Proc. Nat. Acad. Sci.* **108**, 15705 (2011).
- ⁸ Yanpeng Qi, Zhaoshun Gao, Lei Wang, Dongliang Wang, Xianping Zhang, Chao Yao, Chunlei Wang, Chengduo Wang, Yanwei Ma, arXiv:1106.4208
- ⁹ Athena S. Sefat, Rongying Jin, Michael A. McGuire, Brian C. Sales, David J. Singh, and David Mandrus, *Phys. Rev. Lett.* **101**, 117004 (2008).
- ¹⁰ J. Guo, S. Jin, G. Wang, S. Wang, K. Zhu, T. Zhou, M. He and X. Chen, *Phys. Rev. B* **82**, 180520(R) (2010).
- ¹¹ J. J. Ying, X. F. Wang, X. G. Luo, A. F. Wang, M. Zhang, Y. J. Yan, Z. J. Xiang, R. H. Liu, P. Cheng, G. J. Ye, X. H. Chen, *Phys. Rev. B* **83**, 212502 (2011).
- ¹² Jiun-Haw Chu, James G. Analytis, Kristiaan De Greve, Peter L. McMahon, Zahirul Islam, Yoshihisa Yamamoto, Ian R. Fisher, *Science* **329**, 824 (2010).
- ¹³ M. A. Tanatar, E. C. Blomberg, A. Kreyssig, M. G. Kim, N. Ni, A. Thaler, S. L. Budko, P. C. Canfield, A. I. Goldman, I. I. Mazin, and R. Prozorov, *Phys. Rev. B* **81**, 184508 (2010).
- ¹⁴ J. J. Ying, X. F. Wang, T. Wu, Z. J. Xiang, R.H. Liu, Y. J. Yan, A. F. Wang, M. Zhang, G. J. Ye, P. Cheng, J. P. Hu, and X.H. Chen, *Phys. Rev. Lett.* **107**, 067001 (2011).
- ¹⁵ I R Fisher, L Degiorgi and Z X Shen, *Rep. Prog. Phys.* **74**, 124506 (2011).
- ¹⁶ Hsueh-Hui Kuo, Jiun-Haw Chu, Scott C. Riggs, Leo Yu, Peter L. McMahon, Kristiaan De Greve, Yoshihisa Yamamoto, James G. Analytis, and Ian R. Fisher, *Phys. Rev. B* **84**, 054540 (2011).
- ¹⁷ X. F. Wang, T. Wu, G. Wu, R. H. Liu, H. Chen, Y. L. Xie, X. H. Chen, *New J. Phys.* **11**, 045003 (2009).
- ¹⁸ G Wu, H Chen, TWu, Y L Xie, Y J Yan, R H Liu, X FWang, J J Ying and X H Chen, *J. Phys.: Condens. Matter* **20** 422201 (2008)
- ¹⁹ Lei Fang, Huiqian Luo, Peng Cheng, Zhaosheng Wang, Ying Jia, Gang Mu, Bing Shen, I. I. Mazin, Lei Shan, Cong Ren, and Hai-Hu Wen, *Phy. Rev. B* **80**, 140508(R) (2009).
- ²⁰ C.-C. Chen, J. Maciejko, A. P. Sorini, B. Moritz, R. R. P. Singh, and T. P. Devereaux, *Phys. Rev. B* **82**, 100504(R) (2010).
- ²¹ Weicheng Lv, Frank Krger, and Philip Phillips, *Phys. Rev. B* **82**, 045125 (2010)
- ²² R. M. Fernandes, L. H. VanBebber, S. Bhattacharya, P.

Chandra, V. Keppens, D. Mandrus, M. A. McGuire, B. C. Sales, A. S. Sefat, and J. Schmalian, Phys. Rev. Lett. **105**, 157003 (2011).