

Beating dark-dark solitons in Bose-Einstein condensates

D. Yan,¹ J.J. Chang,² C. Hamner,² M. Hofer,³ P.G. Kevrekidis,¹ P. Engels,² V. Achilleos,⁴ D.J. Frantzeskakis,⁴ and J. Cuevas⁵

¹*Department of Mathematics and Statistics, University of Massachusetts, Amherst, Massachusetts 01003-4515, USA*

²*Washington State University, Department of Physics & Astronomy, Pullman, Washington 99164, USA*

³*North Carolina State University, Department of Mathematics and Statistics, Raleigh, North Carolina 27695, USA*

⁴*Department of Physics, University of Athens, Panepistimiopolis, Zografos, Athens 157 84, Greece*

⁵*Nonlinear Physics Group. Escuela Politécnica Superior. Departamento de Física Aplicada I. Universidad de Sevilla. C/ Virgen de África, 7. 41011-Sevilla (Spain)*

Motivated by recent experimental results, we study beating dark-dark solitons as a prototypical coherent structure that emerges in two-component Bose-Einstein condensates. We showcase their connection to dark-bright solitons via $SO(2)$ rotation, and infer from it both their intrinsic beating frequency and their frequency of oscillation inside a parabolic trap. We identify them as exact periodic orbits in the Manakov limit of equal inter- and intra-species nonlinearity strengths with and without the trap and showcase the persistence of such states upon weak deviations from this limit. We also consider large deviations from the Manakov limit illustrating that this breathing state may be broken apart into dark-antidark soliton states. Finally, we consider the dynamics and interactions of two beating dark-dark solitons in the absence and in the presence of the trap, inferring their typically repulsive interaction.

I. INTRODUCTION

One of the principal themes of study in the emerging field of atomic Bose-Einstein condensates (BECs) is the examination of the coherent structures that arise in them [1–4]. When such explorations started over a decade ago [5–9], they were considerably hindered by either geometric or thermal effects, which were detrimental towards the lifetime of dark solitons and vortices that can be formed in repulsive BECs. Yet, the newer generations of experiments have enabled considerable strides towards the observation of dynamics and interactions of such nonlinear waveforms [10–15].

In addition to the above context of single-component BECs, soliton and vortex states may also arise in multi-component condensates, such as the two-component pseudo-spinor BECs, or the three and higher component spinor BECs [1, 2, 4]. One

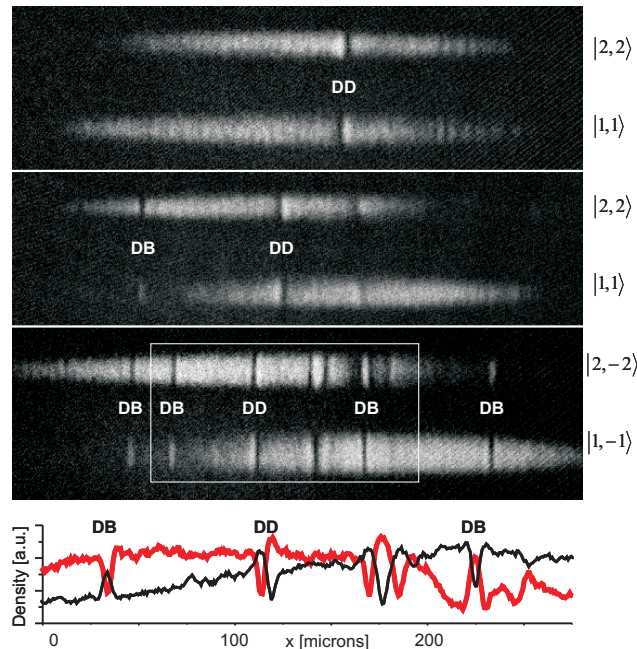


FIG. 1: (Color online) Prototypical experimental images of dark-bright and dark-dark solitons in a two-component BEC. The two components are vertically offset for separate imaging. All dynamics occur with vertically overlapped components before the imaging procedure. Clear examples of dark-bright and dark-dark solitons are marked as DB and DD respectively. In the fourth panel, the red (thick) line shows a radially integrated cross section of the upper component in the boxed region of the third panel, while the black (thin) line shows the cross section of the lower component. The $|F, m_F\rangle$ hyperfine states used for these images are given to the right of each component.

of the prototypical examples of a soliton state in these settings is the so-called dark-bright (DB) soliton [16, 17]. Experimental images of DB solitons in a two-component BEC are presented in Fig. 1. The BEC in this figure is comprised of two different hyperfine states of ^{87}Rb , and the solitons are generated by subjecting the BEC to inter-component counterflow; details of this technique are described in Refs. [18, 19]. In each panel, the atom clouds of the two components are vertically offset for imaging only, while all the dynamics leading to the soliton formation occurs in overlapped clouds. Clear examples of dark-bright solitons are marked as “DB” in the figure and they consist of a dark soliton in one component that is coupled to a bright soliton in the second component. These structures can be thought of as “symbiotic” (or even parasitic) states because their bright component cannot be supported alone in the case of repulsive interactions [3]; in fact, the bright soliton is only sustained because of the presence of its dark-counterpart, which operates as an external trapping potential. Although dark-bright solitons (and even a prototypical interaction thereof) were first observed some time ago in the context of nonlinear optics [20, 21], their observation in recent atomic BECs experiments [10] triggered a sizeable burst of research activity centered around them. Topics of study included (but were not limited to) multi-DB soliton solutions from the viewpoint of integrable systems [22], numerical study of DB soliton interactions [23], discrete DB solitons [24], experimental realizations of DB soliton trains [18], DB soliton oscillations and interactions [25, 26], as well as interaction of DB solitons with localized impurities [27].

Recently, a “cousin” of these DB solitons, namely the dark-dark (DD) soliton — which involves two dark solitons but with potentially a breathing oscillation between their densities was also experimentally observed [19]. Pertinent examples are marked as “DD” in Fig. 1. These solitons show interesting dynamics in which they periodically change their form, from the one shown in the first panel to the one shown in the second panel, and back (note the order of the hump/notch features in each of the DD’s component; see also Fig. 5 below). Such “beating dark-dark solitons” are expected to emerge in the integrable two-component (so-called Manakov) limit of the relevant mean-field theoretic models [28] and were, in fact, earlier observed in numerical experiments involving the dragging of defects through the binary condensates [29].

The current experimental advances, such as the ones leading to the soliton images of Fig. 1, motivate the present theoretical study, in which we revisit DD soliton states at the integrable Manakov limit and extract information from their connection to the DB solitons (section II). These results are corroborated by the identification of such single DD soliton states, as genuine periodic orbits of the Manakov case (with and without a trap) and the study of their stability, internal modes and associated near-equilibrium dynamics (section III). In addition, we examine the dynamics of individual such solitons, upon departure from the integrable limit (section IV). Experimentally it has also become possible to generate several solitons, and even solitons of different types, in a single BEC – see, e.g., the third panel of Fig. 1 which demonstrates the coexistence of dark-bright and dark-dark solitons. Although the experimentally exploited counterflow between the two components is beyond the scope of our current analysis, these experimental findings motivate our investigation of the interactions between two dark-dark solitons (section V). Finally, conclusions of our study, as well as a number of interesting perspectives for future work, are also presented (section VI).

II. DARK-BRIGHT AND DARK-DARK SOLITONS: THEORETICAL BACKGROUND

We consider a two-component elongated (along the x -direction) repulsive BEC, composed of two different hyperfine states of the same alkali isotope. In the case of a highly anisotropic trap (i.e., if the longitudinal and transverse trapping frequencies are such that $\omega_x \ll \omega_\perp$), this system can be described by two coupled Gross-Pitaevskii equations (GPEs) of the form [1]:

$$i\hbar\partial_t\psi_j = \left(-\frac{\hbar^2}{2m}\partial_x^2\psi_j + V(x) - \mu_j + \sum_{k=1}^2 g_{jk}|\psi_k|^2 \right) \psi_j. \quad (1)$$

Here, $\psi_j(x, t)$ ($j = 1, 2$) denote the mean-field wave functions of the two components (normalized to the numbers of atoms $N_j = \int_{-\infty}^{+\infty} |\psi_j|^2 dx$), m is the atomic mass, and μ_j are the chemical potentials; furthermore, $g_{jk} = 2\hbar\omega_\perp a_{jk}$ are the effective one-dimensional (1D) coupling constants, a_{jk} denote the three s -wave scattering lengths (note that $a_{12} = a_{21}$) which account for collisions between atoms belonging to the same (a_{jj}) or different ($a_{jk}, j \neq k$) species, while $V(x) = (1/2)m\omega_x^2 x^2$ is the external trapping potential.

Let us now assume that the two-component BEC under consideration consists of two different hyperfine states of ^{87}Rb , such as the states $|1, -1\rangle$ and $|2, 1\rangle$ used in the experiment of Ref. [30], or the states $|1, -1\rangle$ and $|2, -2\rangle$ used in the experiments of Refs. [18, 19, 25]. In the first case the scattering lengths take the values $a_{11} = 100.4a_0$, $a_{12} = 97.66a_0$ and $a_{22} = 95.00a_0$, while in the second case the respective values are $a_{11} = 100.4a_0$, $a_{12} = 98.98a_0$ and $a_{22} = 98.98a_0$ (where a_0 is the Bohr radius). In either case, it is clear that the scattering lengths take approximately the same values, say $a_{ij} \approx a$. This way, measuring the densities $|\psi_j|^2$, length, time and energy in units of $2a$, $a_\perp = \sqrt{\hbar/\omega_\perp}$, ω_\perp^{-1} and $\hbar\omega_\perp$, respectively, we may cast Eqs. (1) into

the following dimensionless form,

$$i\partial_t u_1 = -\frac{1}{2}\partial_x^2 u_1 + V(x)u_1 + (|u_1|^2 + |u_2|^2 - \mu)u_1, \quad (2)$$

$$i\partial_t u_2 = -\frac{1}{2}\partial_x^2 u_2 + V(x)u_2 + (|u_1|^2 + |u_2|^2 - \mu)u_2, \quad (3)$$

where we have also assumed that the chemical potentials characterizing each component are equal. Note that the potential in Eqs. (2)-(3) is now given by $V(x) = (1/2)\Omega^2 x^2$, where $\Omega = \omega_x/\omega_\perp$ is a natural small parameter of the system.

The above system of Eqs. (2)-(3) is invariant under SU(2) rotations [28]. In particular, let us first recall that a general matrix element of SU(2) takes the form

$$U = \begin{pmatrix} \alpha & -\beta^* \\ \beta & \alpha^* \end{pmatrix},$$

where α and β are complex constants such that $|\alpha|^2 + |\beta|^2 = 1$. Then, it can be shown that if $(u_1, u_2)^T$ are solutions of Eqs. (2)-(3), then,

$$\begin{pmatrix} u'_1 \\ u'_2 \end{pmatrix} \equiv U \begin{pmatrix} u_1 \\ u_2 \end{pmatrix} = \begin{pmatrix} \alpha u_1 - \beta^* u_2 \\ \beta u_1 + \alpha^* u_2 \end{pmatrix},$$

are also solutions of Eqs. (2)-(3). This suggests that we may start from the exact dark-bright (DB) soliton solution (which exists in the absence of the potential) and, derive the beating dark-dark (DD) soliton solution. More specifically, in the absence of the external potential ($V(x) = 0$), and for the boundary conditions $|u_1|^2 \rightarrow \mu$ and $|u_2|^2 \rightarrow 0$ as $|x| \rightarrow \infty$, Eqs. (2)-(3) possess an exact analytical single DB soliton solution of the following form:

$$u_1(x, t) = \sqrt{\mu}\{\cos \phi \tanh \xi + i \sin \phi\}, \quad (4)$$

$$u_2(x, t) = \eta \operatorname{sech} \xi \exp\{ikx + i\theta(t)\}, \quad (5)$$

where $\xi = D(x - x_0(t))$, ϕ is the dark soliton's phase angle, $\cos \phi$ and η represent the amplitude of the dark and bright solitons, and D and $x_0(t)$ are associated with the inverse width and the center position of the DB soliton. Furthermore, $k = D \tan \phi$ and $\theta(t)$ are the (constant) wavenumber and phase of the bright soliton, respectively. The above parameters of the DB soliton are connected through the following equations:

$$D^2 = \mu \cos^2 \phi - \eta^2, \quad (6)$$

$$\dot{x}_0 = k = D \tan \phi, \quad (7)$$

$$\dot{\theta} = \frac{1}{2}(D^2 - k^2), \quad (8)$$

with \dot{x}_0 and $\dot{\theta}$ denoting the DB soliton velocity and angular frequency, respectively (overdots denote time derivatives). Thus, the DB soliton (4), (5) is characterized by three free parameters (seven parameters μ , ϕ , η , k , D , \dot{x}_0 , $\dot{\theta}$ and four constraints (6)-(8)). Notice that the amplitude η of the bright soliton, the chemical potential μ of the dark soliton, as well as the (inverse) width parameter D of the DB soliton are connected to the number of atoms N_B of the bright soliton by means of the following equation:

$$N_B \equiv \int_{\mathbb{R}} |u_2|^2 dx = \frac{2\sqrt{\mu}\eta^2}{D}. \quad (9)$$

According to the above arguments, one may start from the DB soliton and construct SU(2) rotated solutions, in the following form:

$$u_1(x, t) = \alpha\sqrt{\mu}\{\cos \phi \tanh \xi + i \sin \phi\} - \beta^*\eta \operatorname{sech} \xi \exp\{ikx + i\theta(t)\}, \quad (10)$$

$$u_2(x, t) = \beta\sqrt{\mu}\{\cos \phi \tanh \xi + i \sin \phi\} + \alpha^*\eta \operatorname{sech} \xi \exp\{ikx + i\theta(t)\}. \quad (11)$$

With the additional four parameters $\alpha, \beta \in \mathbb{C}$ and the constraint $|\alpha|^2 + |\beta|^2 = 1$, the solution (10)-(11) is characterized by six free parameters. Introducing a new parameter c , the velocity of the background fluid, another solution can be constructed from Eqs. (10)-(11) via a Galilean boost: $\exp[i(c x - c^2 t/2)]u_{1,2}(x - ct, t)$. Thus, in the most general case, this DD soliton solution is characterized by seven free parameters. One natural set of parameters can be found from the far-field, $|x| \rightarrow \infty$ behavior consisting of two densities, an overall fluid velocity, and four phases.

Due to Galilean invariance and phase invariance, $u'_j(x, t) = e^{i\varphi_j} u_j(x, t)$, we will assume, without loss of generality, that the background is at rest ($c = 0$) and focus, more specifically, on the case of the SO(2) rotated DB soliton. In this case, the corresponding orthogonal matrix is given by:

$$U = \begin{pmatrix} \cos(\chi) & -\sin(\chi) \\ \sin(\chi) & \cos(\chi) \end{pmatrix}, \quad (12)$$

where χ is an arbitrary angle. This way, the relevant SO(2) rotated soliton solution takes the form:

$$u_1(x, t) = \cos(\chi)\sqrt{\mu}\{\cos\phi \tanh(D(x - x_0(t))) + i \sin\phi\} - \sin(\chi)\eta \operatorname{sech}(D(x - x_0(t))) \exp\{ikx + i\theta(t)\}, \quad (13)$$

$$u_2(x, t) = \sin(\chi)\sqrt{\mu}\{\cos\phi \tanh(D(x - x_0(t))) + i \sin\phi\} + \cos(\chi)\eta \operatorname{sech}(D(x - x_0(t))) \exp\{ikx + i\theta(t)\}, \quad (14)$$

The solution (13)-(14) is a DD soliton solution characterized by 4 free parameters. The asymptotics of this solution are $|u_1|^2 \rightarrow \mu \cos^2(\chi)$ and $|u_2|^2 \rightarrow \mu \sin^2(\chi)$ as $|x| \rightarrow \infty$. The densities of the above dark solitons read:

$$n_1 \equiv |u_1|^2 = \mu \cos^2(\chi) - (\mu \cos^2(\chi) \cos^2\phi - \eta^2 \sin^2(\chi)) \operatorname{sech}^2\xi \\ - \sqrt{\mu}\eta \sin(2\chi) \{\sin\phi \sin[kx + \theta(t)] + \cos\phi \cos[kx + \theta(t)] \tanh\xi\} \operatorname{sech}\xi, \quad (15)$$

$$n_2 \equiv |u_2|^2 = \mu \sin^2(\chi) - (\mu \sin^2(\chi) \cos^2\phi - \eta^2 \cos^2(\chi)) \operatorname{sech}^2\xi \\ + \sqrt{\mu}\eta \sin(2\chi) \{\sin\phi \sin[kx + \theta(t)] + \cos\phi \cos[kx + \theta(t)] \tanh\xi\} \operatorname{sech}\xi, \quad (16)$$

while the total density n_{tot} of the DD soliton is given by:

$$n_{\text{tot}} = n_1 + n_2 = \mu - D^2 \operatorname{sech}^2\xi. \quad (17)$$

Notice that the total density of the DD soliton is time-independent and has the form of a dark soliton density of depth D^2 on top of a background density μ . The above density is, in fact, identical to the density of the DB soliton; this is due to the fact that under SO(2) rotation the total density, as well as all other conserved quantities of the system, remain unchanged. This will be particularly important when considering the motion of the DD soliton in a trap — see below.

On the other hand, one may consider the individual dark soliton densities, n_1 and n_2 , across the trajectory of the DD soliton, i.e., for $\xi = 0$: in such a case, $x = x_0(t) = kt$ and the densities read:

$$n_1(\xi = 0) = \mu \cos^2(\chi) \sin^2\phi + \eta^2 \sin^2(\chi) \\ - \sqrt{\mu}\eta \sin(2\chi) \sin\phi \sin\left[\frac{1}{2}(k^2 + D^2)t\right], \quad (18)$$

$$n_2(\xi = 0) = \mu \sin^2(\chi) \sin^2\phi + \eta^2 \cos^2(\chi) \\ + \sqrt{\mu}\eta \sin(2\chi) \sin\phi \sin\left[\frac{1}{2}(k^2 + D^2)t\right]. \quad (19)$$

It is clear that $n_{1,2}(\xi = 0)$ are periodic functions of time; the relevant angular frequency (which constitutes the internal beating frequency of the DD soliton) is given by:

$$\omega_0 = \frac{1}{2}(k^2 + D^2) = \frac{1}{2}(\mu - \eta^2 \sec^2\phi), \quad (20)$$

where we have also used Eq. (6). The frequency ω_0 is bounded by two limiting values. First, in the case $\eta \rightarrow 0$, the beating DD soliton becomes a regular DD soliton, characterized by a width $D = \sqrt{\mu} \cos\phi$ and a velocity $k = \sqrt{\mu} \sin\phi$; in this case, $\omega_0 \rightarrow (1/2)\mu$. Second, in the limiting case $D \rightarrow 0$, the beating DD soliton is reduced to a plane wave; in this case, $\omega_0 \rightarrow (1/2)k^2$. In other words, the intrinsic oscillation frequency take values in the range:

$$\frac{1}{2}k^2 < \omega_0 < \frac{1}{2}\mu. \quad (21)$$

III. DARK-DARK SOLITONS AS PERIODIC ORBITS IN THE MANAKOV MODEL

In this section, we analyze the existence, stability and dynamics of single beating DD solitons in a trap of the form $V(x) = \frac{1}{2}\Omega^2 x^2$, considering them as periodic orbits. In the presence of the trap, the dynamics of the center of mass $x_0(t)$ of the beating DD soliton is still described by the dynamics of the original (unrotated) DB soliton center x_0 . This is due to the fact that the GPEs (2)-(3) are invariant under SO(2) rotations even in the presence of $V(x)$, and so are all conserved quantities of the system,

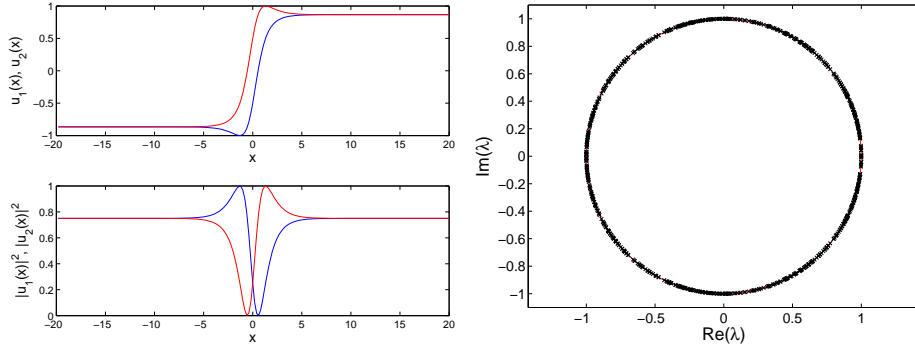


FIG. 2: Left panel: Profiles and densities of the beating dark-dark soliton solution with $\Omega = 0$, $\omega_0 = 0.5$ and $\mu = 1.5$ at $t = 0$. Right panel: Floquet multipliers spectrum for the dark-dark soliton displayed in the left panel.

such as the total energy. Since the derivation of the equation of motion for the DB soliton center x_0 in Ref. [16] was relying on the change of energy (due to the presence of the trap), it is clear that the evolution of the beating DD soliton center follows the same dynamics: it performs a harmonic oscillation in the trap according to the equation $\ddot{x}_0 + \omega_{osc}^2 x_0 = 0$, where the oscillation frequency ω_{osc} is given by [16]:

$$\omega_{osc}^2 = \Omega^2 \left(\frac{1}{2} - \frac{r}{8\sqrt{1 + (\frac{r}{4})^2}} \right) \quad (22)$$

where $r = \frac{N_B}{\sqrt{\mu}}$ is a measure of the ratio of the number of atoms in the bright and dark soliton component. In order to compute the soliton profile and determine its stability, we consider the solution of Eqs. (2)-(3), with $g_{11} = g_{22} = g_{12} = 1$, as a Fourier series expansion of period ω_0 [32], namely,

$$u_1(x, t) = \sum_{k=-\infty}^{\infty} z_k(x) e^{ik\omega_0 t}, \quad u_2(x, t) = \sum_{k=-\infty}^{\infty} y_k(x) e^{ik\omega_0 t}, \quad (23)$$

with $\{z_k\}, \{y_k\} \in \mathbb{R}$. Then, the dynamical equations are reduced to a set of coupled equations:

$$[\mu - k\omega_0 - V(x)]z_k + \frac{1}{2}\partial_x^2 z_k = \sum_p \sum_q (z_p z_q^* + y_p y_q^*) z_{k-p+q} \quad (24)$$

$$[\mu - k\omega_0 - V(x)]y_k + \frac{1}{2}\partial_x^2 y_k = \sum_p \sum_q (z_p z_q^* + y_p y_q^*) y_{k-p+q} \quad (25)$$

where we have used the notation $z_k \equiv z_k(x)$, $y_k \equiv y_k(x)$. If the trap is absent, it is straightforward to see that

$$z_0(x) = \sqrt{\frac{\mu}{2}} \tanh(\sqrt{2\omega_0}x) = y_0(x), \quad (26)$$

$$z_1(x) = -\sqrt{\frac{\mu}{2} - \omega_0} \operatorname{sech}(\sqrt{2\omega_0}x) = -y_1(x), \quad (27)$$

$$z_j(x) = y_j(x) = 0, \quad |j| > 1 \quad \text{or} \quad j = -1, \quad (28)$$

is actually the solution (13)-(14) for $\chi = \pi/4$, $\phi = k = 0$, and $\omega_0 = D^2/2$. In order to numerically find a DD soliton solution in the system with the trap, the previous solution (with the dark component $\{z_k\}$ multiplied by the Thomas-Fermi cloud) is introduced as a seed for a fixed-point method in the system of Eqs. (24)-(25). Throughout this section, we have considered—for convenience—a trap strength $\Omega = 0.2$ in order to consume less time in the numerical calculations. Figures 2 and 3 show the periodic orbit for $t = 0$ without and with a trap potential, respectively. It is worth remarking that solutions in the trap exist for $\mu > 2\omega_0$, as predicted in the end of section II.

Once a periodic solution is found, its (linear) orbital stability can be analyzed by means of Floquet analysis. To this end, the time evolution of a small perturbation $\xi_1(x, t)$, $\xi_2(x, t)$ to a periodic solution $\{u_{1,0}(x, t), u_{2,0}(x, t)\}$ must be traced. These perturbations are introduced in the dynamical equations (2)-(3) as:

$$u_1(x, t) = [u_{1,0}(x, t) + \delta\xi_1(x, t)], \quad u_2(x, t) = [u_{2,0}(x, t) + \delta\xi_2(x, t)], \quad (29)$$

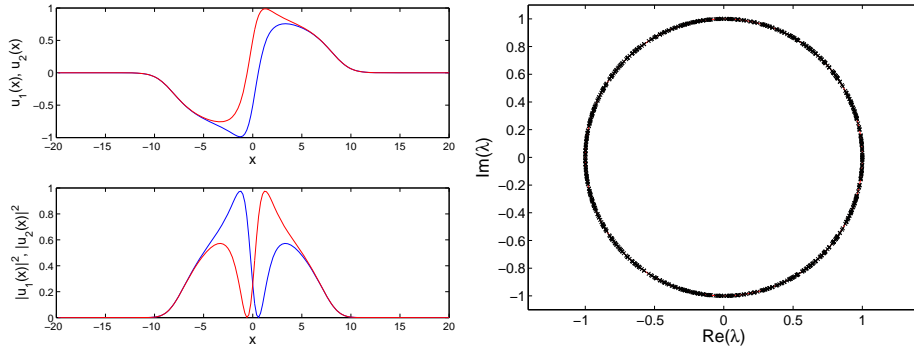


FIG. 3: Same as Fig. 2 but in the trapped case with $\Omega = 0.2$.

and the resulting equation at order $O(\delta)$ reads:

$$i\partial_t \xi_1 = \left[-\frac{1}{2}\partial_x^2 + 2|u_{1,0}|^2 + |u_{2,0}|^2 - \mu + V(x)\right]\xi_1 + u_{1,0}^2 \xi_1^* + u_{2,0}^* u_{1,0} \xi_2 + u_{2,0} u_{1,0} \xi_2^*, \quad (30)$$

$$i\partial_t \xi_2 = \left[-\frac{1}{2}\partial_x^2 + |u_{1,0}|^2 + 2|u_{2,0}|^2 - \mu + V(x)\right]\xi_2 + u_{2,0}^2 \xi_2^* + u_{1,0}^* u_{2,0} \xi_1 + u_{1,0} u_{2,0} \xi_1^*. \quad (31)$$

Then, in the framework of Floquet analysis, the stability properties of periodic orbits are resolved by diagonalizing the monodromy matrix \mathcal{M} , which is defined as:

$$\begin{bmatrix} \text{Re}(\xi_1(x, T)) \\ \text{Im}(\xi_1(x, T)) \\ \text{Re}(\xi_2(x, T)) \\ \text{Im}(\xi_2(x, T)) \end{bmatrix} = \mathcal{M} \begin{bmatrix} \text{Re}(\xi_1(x, 0)) \\ \text{Im}(\xi_1(x, 0)) \\ \text{Re}(\xi_2(x, 0)) \\ \text{Im}(\xi_2(x, 0)) \end{bmatrix}. \quad (32)$$

with $T = 2\pi/\omega_0$. As the system is symplectic and Hamiltonian, the linear stability of the solutions requires that the monodromy eigenvalues, λ (also called Floquet multipliers) must lie on the unit circle (see, e.g., [35, 36] for details). The Floquet multipliers can also be written as $\lambda = \exp(i\Theta)$, with Θ being denoted as the Floquet exponent. An internal mode of the soliton corresponds to a spatially localized solution of Eqs. (30)- (31), with its oscillation frequency related to the Floquet exponents as $\omega_m = \Theta\omega_0/(2\pi)$. Figures 2 and 3 show a typical Floquet multiplier spectra, indicating stability of the periodic orbits. All the analyzed solutions (i.e. with $\Omega = 0$ and $\Omega = 0.2$) are stable.

Some interesting results can be extracted by the analysis of the internal modes of the periodic orbits. Figure 4(left) shows the dependence of three internal modes of the Floquet spectrum with respect to μ for $\omega_0 = 0.5$. The blue line is close to the frequency predicted by Eq. (22) [depicted as a dashed red line]. Indeed, perturbing the beating DD soliton with the corresponding eigenmode, we have confirmed that this perturbation leads to an oscillation of the soliton in the trap with a frequency equal to that of the eigenmode (cf. left panel of Fig. 5). It can be observed that the agreement between the numerical eigenfrequency and that predicted by Eq. (22) improves when μ increases, as expected. The right panel of Figure 4 shows the dependence of the frequency of the internal mode corresponding to the oscillation of the trap with respect to ω_0 for fixed $\mu = 5$ and compares it with the frequency predicted by Eq. (22).

We note here, as an aside in the case $\Omega = 0$, that the internal soliton modes are neutral modes located at (1,0) on the unit circle. In particular, the mode associated with the oscillation of the DD soliton in the trap becomes in this case a neutral mode associated with the translation of the soliton. The algebraic multiplicity of the multiplier at (1, 0) in the case of $\Omega = 0$ is 8, while in the trapped case (due to the lifting of translational invariance) it is 6.

In order to observe the properties of other internal modes, we have perturbed the beating DD soliton with the corresponding eigenmodes. In particular, a perturbation along the direction of the localized mode depicted in black in the left panel of Fig. 4, leads to a breathing in the width of the soliton — see left panel of Fig. 5. On the other hand, a perturbation along the direction of the mode depicted in green in the left panel of Fig. 4, leads to an oscillation of the condensate along the trap, leaving the beating DD soliton unaffected (i.e., the soliton stays at the trap center) — see right panel of Fig. 5.

Finally, we make a remark about the way we have calculated the value N_B that must be introduced in Eq. (22). The procedure consists in performing an SO(2) rotation with $\chi = -\pi/4$ to the periodic DD soliton at $t = 0$. This solution is shown in the left panel of Fig. 6, whereas the rotated solution is depicted in the right panel of the same figure. Thus, N_B is the norm of the bright component of the rotated solution. It can also be inferred from the Fourier coefficients of the periodic orbit:

$$N_B = \int_{\mathbb{R}} |u_2|^2 dx = \frac{1}{2} \int_{\mathbb{R}} \left[\left| \sum_k z_k \right|^2 + \left| \sum_k y_k \right|^2 - 2\text{Re} \left(\left(\sum_k z_k^* \right) \left(\sum_k y_k \right) \right) \right] dx. \quad (33)$$

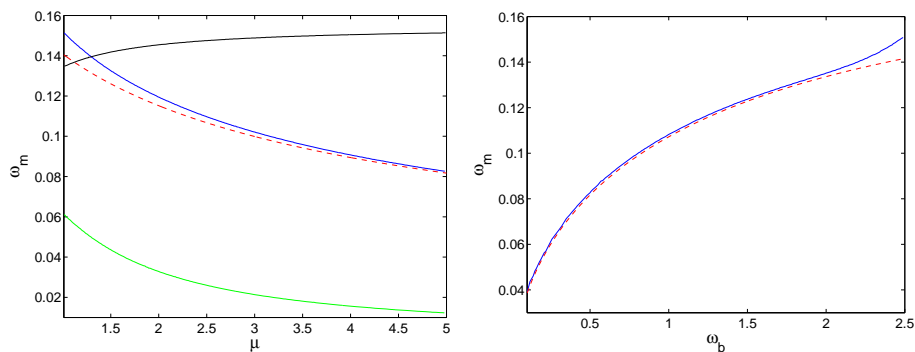


FIG. 4: (Left panel) Dependence of the eigenfrequencies of some internal modes (solid lines) with respect to μ with fixed $\omega_0 = 0.5$ (The black, blue, green and red lines are the upper solid, middle solid, lower solid and the dashed respectively). The right panel shows that dependence with respect to ω_0 with fixed $\mu = 5$ for the mode in blue in the left panel. In both panels, the red dashed line corresponds to the oscillation frequency (22) in a trap with $\Omega = 0.2$.

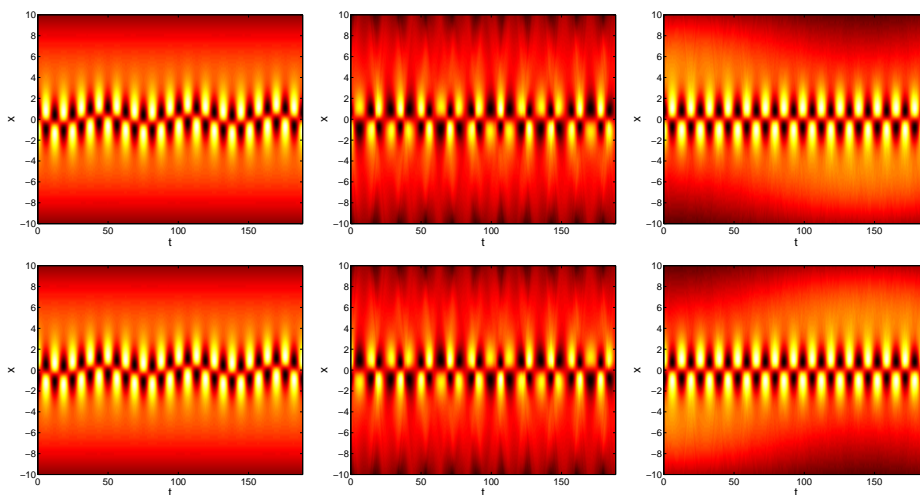


FIG. 5: Contour plots showing the evolution of the densities of the DD soliton components when perturbed by three different eigenmodes: the left panel corresponds to a soliton perturbed along the blue mode and leads to trap oscillations; in the central panel, the perturbation (along the black mode) leads to a breathing of the soliton width, whereas in the right panel (perturbation along the green mode), the outcome corresponds to an oscillation of the whole condensate. In both cases, $\mu = 3$, $\omega_0 = 0.5$ and $\Omega = 0.2$.

IV. SINGLE BEATING DARK-DARK SOLITONS NEAR AND FAR FROM THE MANAKOV LIMIT

We now turn to a numerical study of the properties of the beating DD soliton states. Firstly, in the absence of a trap, we are going to compare the integrable case with equal scattering lengths $g_{11} : g_{12} : g_{22} = 1 : 1 : 1$ to the non-integrable case $g_{11} : g_{12} : g_{22} = 1.03 : 1 : 0.97$ (see Ref. [30]). From Fig. 7, we observe that both of the dark components are oscillating with fixed frequencies and these two cases are very similar [38] (a feature that we have generically observed between the dynamical phenomenology of these two cases).

To highlight the fact that substantial variations of the scattering length—which can be imposed by virtue of a Feshbach resonance—may have a significant impact on the robustness of the beating DD solitons, we consider scattering lengths in the set with ratios $g_{11} : g_{12} : g_{22} = g : 1 : 1$. In particular, we take $g = 1.1, 1.2, 1.6$ in Fig. 8. When g is not so large, i.e., $g = 1.1, 1.2$, the beating DD soliton oscillates and, as t increases, the change in the scattering length results in mobility of the coherent structure. However, more dramatic events can arise when g is relatively large, e.g., for $g = 1.6$. There, we can see that the soliton is finally split into two fragments (upon growth of the intrinsic beating oscillation which eventually induces the splitting) and results in two states that resemble dark-antidark solitons [31] (see also Ref. [29]). In particular, each of the components acquires a dark soliton coupled to a lump in the second component.

In Fig. 9, we show a particular example of the DD soliton in the trap, which oscillates around its center; the parameter values are $\mu = 1$, $\eta = 0.6$, initial soliton position $x_0(t = 0) = 2.5$, and trap strength $\Omega = 0.05$. Note that for these runs, the initial profile of the beating DD soliton in the trap is approximated by the numerically found (in trap) ground state — i.e., the Thomas-

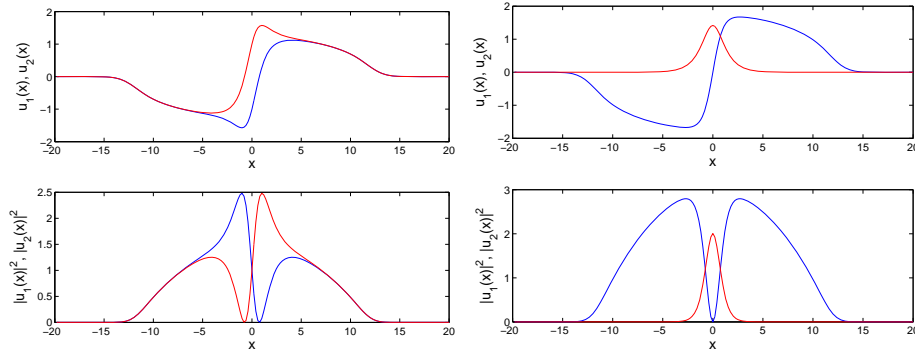


FIG. 6: (Left panel) Profiles and densities of a periodic orbit at $t = 0$ with $\mu = 3$, $\omega_0 = 0.5$ and $\Omega = 0.2$. The right panel shows the dark-bright soliton arising by rotating with $\chi = -\pi/4$ the dark-dark soliton of the left panel.

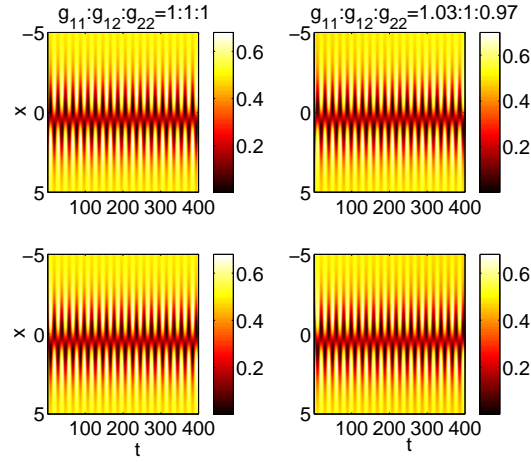


FIG. 7: The comparison between the integrable case $g_{11} : g_{12} : g_{22} = 1 : 1 : 1$ (left column) and the non-integrable case $g_{11} : g_{12} : g_{22} = 1.03 : 1 : 0.97$ (right column), is demonstrated. The upper panels show the densities of the first dark component while the lower ones show the second dark component. Here $\eta = 0.6$, $\chi = \pi/4$, $\theta = 0$, $k = 0$, $\mu = 1$. Based on the similarity of the relevant dynamics, we will focus on the case of unit nonlinear coefficients.

Fermi cloud — multiplied by the beating DD solution (without a trap) of Eqs. (13)-(14). Then via a time-stepping algorithm (a fourth-order Runge-Kutta scheme), we obtain the time evolution of the densities of the oscillating solitons in the upper two panels. Moreover, the left lower panel shows the center of mass of the beating DD soliton in the trap. Using Fourier analysis, we can infer the numerical frequency of in-trap oscillation, which can, in turn, be compared to the analytical one, cf. Eq. (22). As shown in the bottom right panel of the figure, there is very good agreement between the two.

Next, we consider the in-trap dynamics of a single beating DD soliton but for the non-integrable cases. Again, when $g_{11} : g_{12} : g_{22} = 1.03 : 1 : 0.97$, we observe a nearly identical phenomenology to that of unit g_{ij} 's. For the more significant deviations from that case of the form $g_{11} : g_{12} : g_{22} = g : 1 : 1$ where $g = 1.1, 1.2, 1.6$, the results are reported in Fig. 10. For lower values of $g = 1.1, 1.2$, the behavior of the DD is similar to the case with $g = 1$, however, we progressively observe more significant radiative emissions which also affect the oscillation frequency. However, once again the modifications of the phenomenology are most dramatic in the case of $g = 1.6$ of the bottom panels. There, the radiation emission is accompanied by growing intrinsic oscillations which eventually result in the breakup and formation of a single dark-antidark solitary wave.

V. TWO DARK-DARK SOLITON STATES: DYNAMICS AND INTERACTIONS

We now consider the interactions of two beating DD solitons. We once again start from the untrapped case and use as an initial ansatz a two-DB soliton state of the form:

$$u_1 = (\cos \phi \tanh \xi_- + i \sin \phi) (\cos \phi \tanh \xi_+ - i \sin \phi) \quad (34)$$

$$u_2 = \eta \operatorname{sech} \xi_- e^{i(kx + \theta(t))} + e^{i\Delta\theta} \eta \operatorname{sech} \xi_+ e^{i(-kx + \theta(t))} \quad (35)$$

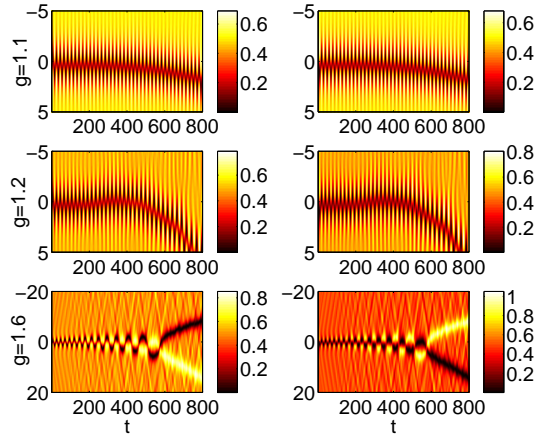


FIG. 8: The dynamics of the densities of a DD soliton in the absence of a trap but for $g = 1.1$, $g = 1.2$, $g = 1.6$ respectively ($g \equiv g_{11}$). When $g = 1.1$ or $g = 1.2$, the soliton is set into translational motion. However, for $g = 1.6$ the coherent structure executes a growing oscillation which eventually results in its splitting into a pair of dark-antidark solitons (i.e., a dark soliton in the one component coupled to a lump in the other). The parameters used here are the same as in Fig. 7.

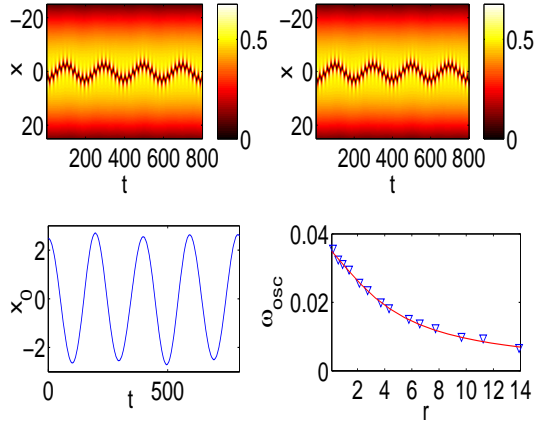


FIG. 9: Motion of a dark-dark soliton in a trap of strength $\Omega = 0.05$. Other parameters are the same as in Fig. 7. The upper two panels show the oscillation of the wave initially centered at $x_0 = 2.5$ (the chemical potential is $\mu = 1$). The lower left panel demonstrates the center of mass of the DD in the upper panels. The analytical oscillation frequency, given by Eq. (22), is 0.03123, while the numerical frequency, calculated by Fourier transform, is 0.03238. The lower right panel yields the comparison between the analytically calculated frequencies (red line) versus the numerical obtained ones (the blue triangles), as r varies between 0.1 and 14.

where $\xi_{\pm} = D(x \pm x_0)$, $2x_0$ is the relative distance between the two solitons, and $\Delta\theta$ is the relative phase between the two bright solitons. Below we consider both the out-of-phase (OOP) case, $\Delta\theta = \pi$, as well as the in-phase (IP) case $\Delta\theta = 0$. Once again taking advantage of the model invariance under the $SO(2)$ rotations, as we did for the single DD soliton case, we use the orthogonal matrix (12) and obtain a two-beating-DD-soliton *ansatz* in the form:

$$u_1 = \cos(\chi) (\cos \phi \tanh \xi_- + i \sin \phi) (\cos \phi \tanh \xi_+ - i \sin \phi) - \sin(\chi) \left(\eta \operatorname{sech} \xi_- e^{i(kx + \theta(t))} + e^{i\Delta\theta} \eta \operatorname{sech} \xi_+ e^{i(-kx + \theta(t))} \right), \quad (36)$$

$$u_2 = \sin(\chi) (\cos \phi \tanh \xi_- + i \sin \phi) (\cos \phi \tanh \xi_+ - i \sin \phi) + \cos(\chi) \left(\eta \operatorname{sech} \xi_- e^{i(kx + \theta(t))} + e^{i\Delta\theta} \eta \operatorname{sech} \xi_+ e^{i(-kx + \theta(t))} \right). \quad (37)$$

In our numerical study for the dynamics of the two-beating-DD-soliton state, we first consider the integrable case, corresponding to $g_{11} = g_{12} = g_{22} = 1$, both for the in-phase and out-of-phase cases. The results of the simulations, using initial conditions corresponding to the above *ansatz*, are shown in Fig. 11. In the in-phase case, the repulsion between the beating DD solitons is

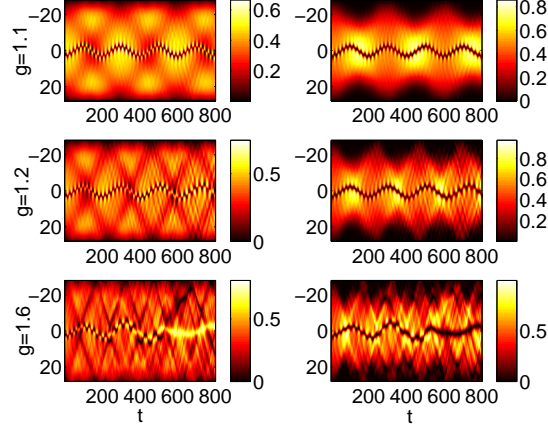


FIG. 10: The comparison of the oscillation of the density of a DD soliton within a trap of trap frequency $\Omega = 0.05$ for different values of g . The soliton is initialized at $x_0 = 2.5$; g is set to be 1.1 (top panels), 1.2 (middle panels), 1.6 (bottom panels) for the combination of the scattering length $g_{11} : g_{12} : g_{22} = g : 1 : 1$. Other parameters are similar to Fig. 9.

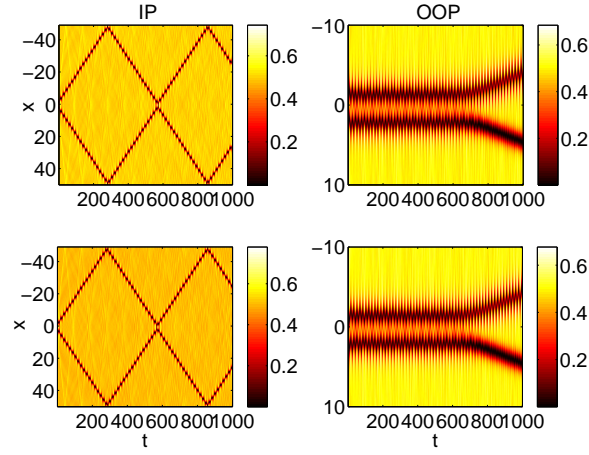


FIG. 11: Space-time contour plots of two beating DD soliton densities in phase (left) and out of phase (right) for $g_{11} = g_{12} = g_{22} = 1$. Here $\chi = \pi/4, \eta = 0.5, x_0 = 1.5, D = 1.2$.

immediately evident resulting in the strong separation of the two waves (which still perform their internal beating). On the other hand, in the out-of-phase case, the competition between the repulsion of the dark components and the attraction between the bright components of the progenitor DB solitons (see Ref. [33]) can be discerned, as the configuration remains nearly stationary for a lengthy evolution interval. Finally, however, the repulsive interaction prevails and the solitons eventually separate.

Next, we consider the non-integrable case. Since for $g_{11} : g_{12} : g_{22} = 1.03 : 1 : 0.97$, the phenomenology is again very similar to $g_{11} = g_{12} = g_{22}$, we consider the significant departure from this limit pertaining to $g_{11} : g_{12} : g_{22} = 1.6 : 1 : 1$. In Fig. 12, we observe that in the in-phase case, the two beating DD solitons initially separate and move away from each other, then they are reflected from the domain boundary and a new collision occurs. After this collision, a highly nontrivial event is observed, namely one of the two beating DD solitons is decomposed into a dark-antidark soliton pair, with each of these solitons moving with different velocities. For the out-of-phase case, the separation arises much faster than for the unit coefficients and, interestingly, results in an asymmetric evolution with one of the DD solitons breaking up in a pair of dark-antidark solitons (as in Fig. 8 of section II). Notice that, as in the in-phase case, the other soliton is not broken up in a similar way during the horizon of the simulation although it is likely that such an event will also occur for that wave.

Next, we consider the two-beating-DD soliton in the trap, in the case of unit coefficients. We set $V(x) = \frac{1}{2}\Omega^2 x^2$, with $\Omega = 0.05$, and the chemical potential $\mu = 1$. From Fig. 13, we infer that the two beating DD solitons are now trapped and oscillate around an equilibrium position. Notice that in the in-phase case, the solitons perform out-of-phase oscillations and undergo quasi-elastic collisions. while In the out-of-phase case, the weak residual repulsion is counter balanced by the presence of the trap, and we observe that the two beating DD solitons remain in a close distance to each other.

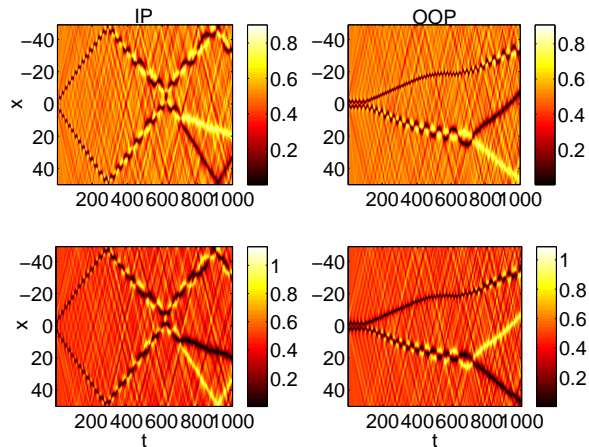


FIG. 12: Space-time contour plots of two DD soliton densities in phase (left) and out of phase (right) for $g = 1.6$ in the set $g_{11} : g_{12} : g_{22} = 1.6 : 1 : 1$. Here $\chi = \pi/4, \eta = 0.5, x_0 = 1.5, D = 1.2$.

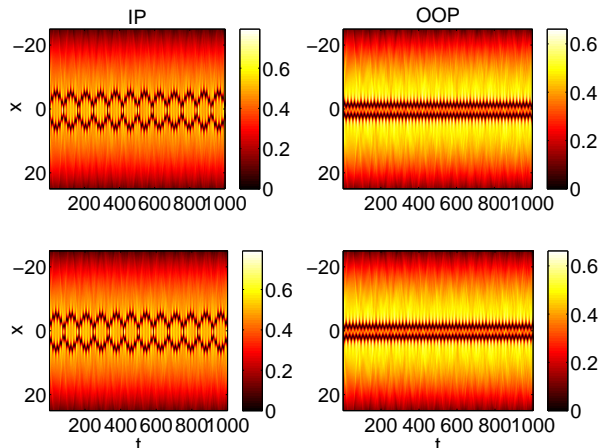


FIG. 13: Space-time contour plots of two beating DD soliton densities in phase (left) and out of phase (right) in the case of equal g_{ij} 's within a harmonic trap with trap frequency $\Omega = 0.05$. Here $\chi = \pi/4, \eta = 0.5, x_0 = 1.5, D = 1.2, \mu = 1$.

Finally, we consider two DD with $g_{11} : g_{12} : g_{22} = 1.6 : 1 : 1$ within the same trap. In this case, we observe that despite the presence of the trap, it is not possible to sustain a robust set of oscillations and interactions between the beating DD solitons. This is especially true in the out-of-phase case, where the oscillatory growth of the beating eventually results in the breakup of the DD soliton states into dark-antidark ones (which generally appear more robust for such higher values of g).

VI. CONCLUSIONS AND FUTURE CHALLENGES

In this work, we have studied the stability and dynamics of beating dark-dark (DD) solitons in pseudo-spinor Bose-Einstein condensates, motivated by recent experiments where such structures were observed. We have illustrated the connection of these solitons with internal density oscillations to dark-bright (DB) solitons identified earlier, through $SO(2)$ (and more generally $SU(2)$) rotations. We have illustrated that such states persist in the presence of the trap and, in fact, oscillate with the frequency previously predicted for dark-bright solitons. Using Floquet analysis, we have also identified beating dark-dark solitons as stable periodic orbits in the integrable (Manakov) limit with and without a trap.

We have also investigated in detail the effect of the deviation from the Manakov case by considering different from unity scattering length ratios. We have shown that when the deviation from the integrable case is small (as is the physically relevant case of a pseudo-spinor condensate composed by different spin states of rubidium), then the stability and dynamics of beating dark-dark solitons follow that of the integrable case. However, we also illustrated that a significant departure of the ratios

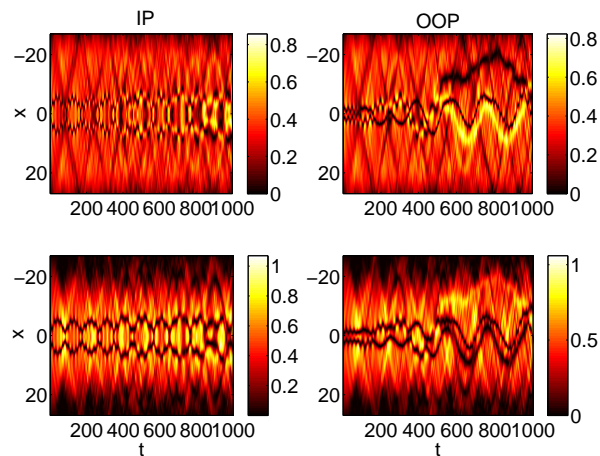


FIG. 14: Space-time contour plots of two beating DD soliton densities in phase (left) and out of phase (right) for the case with $g_{11} : g_{12} : g_{22} = 1.6 : 1 : 1$ within a harmonic trap with trap frequency $\Omega = 0.05$. The parameters used are the same as for the previous figure.

of the scattering lengths from this limit (towards the miscible regime) will eventually break up beating dark-dark solitons in favor of dark-antidark soliton entities. We have also considered the interaction of beating dark-dark solitons finding a typically repulsive dynamical behavior, which can be attenuated only in the case where the bright components (of the progenitor dark-bright solitons, used to create the dark-dark ones) are out-of-phase (and, hence, attracting each other). In that case, especially in the presence of a trap, a robust set of multi-beating-dark-dark-soliton states can be created.

The discussion of DD solitons in this work has focused upon those states that can be constructed, in the spatially extended, Manakov case, from the $SU(2)$ rotation of a DB soliton and confined states in the presence of a trapping potential. In both cases, each component of the DD soliton exhibits the same background flow velocity. In a series of experiments [18, 19, 25, 33], a relative flow between two condensate components induced by a magnetic field gradient led to DB solitons and counterflow-induced modulational instability resulting in the formation of a number of beating DD solitons. It is natural, then, to inquire into the effect that relative motion between two condensate components has on localized structures. In the integrable case, the most general DD soliton was constructed using a Bäcklund transformation [28]. Because it allows for a counterflow, this soliton is characterized by eight free parameters in contrast to the seven parameter $SU(2)$ rotated DB soliton studied here or the seven parameter static DD soliton [37]. However, and since the present study focused predominantly on the five-parameter family stemming from the $SO(2)$ rotation, the persistence, stability, and interactions of the full seven parameter solitonic states (and even the eight parameter generalization thereof presented within [28]) in the non-integrable case constitute themes worthy of further study.

There are many other directions that are worth considering further along the lines of this work. Quantifying further (and semi-analytically, if possible) the interactions between the beating dark-dark solitons, as well as studying in more detail the dark-antidark solitons that appear to spontaneously arise from their breakup in the miscible regime are interesting extensions of this work in the one-dimensional setting. On the other hand, one naturally may consider the two-dimensional (2D) generalization of the considerations herein, especially upon bearing in mind that the $SU(2)$ (or $SO(2)$) rotations used herein are not restricted to the one-dimensional realm in any particular way. In that regard, one may envision vortex-bright soliton states [34] (i.e., the 2D analog of the dark-bright waves) rotated via $SO(2)$ to produce vortex-vortex type states (in analogy to the dark-dark ones). Such states are currently under study and will be reported in future publications.

Acknowledgments

P.G.K. acknowledges the support from NSF-DMS-0806762 and from the Alexander von Humboldt Foundation. The work of D.J.F. was partially supported by the Special Account for Research Grants of the University of Athens. P.E. acknowledges support from NSF and ARO. M.H. acknowledges support from NSF DMS 1008973. J.C. acknowledges financial support from

the MICINN project FIS2008-04848.

-
- [1] P. G. Kevrekidis, D. J. Frantzeskakis, and R. Carretero-González, *Emergent Nonlinear Phenomena in Bose-Einstein Condensates: Theory and Experiment* (Springer-Verlag, Heidelberg, 2008).
- [2] R. Carretero-González, D. J. Frantzeskakis, and P. G. Kevrekidis, *Nonlinearity* **21**, R139 (2008).
- [3] F. Kh. Abdullaev, A. Gammal, A. M. Kamchatnov, and L. Tomio, *Int. J. Mod. Phys. B* **19**, 3415 (2005).
- [4] D. J. Frantzeskakis, *J. Phys. A: Math. Theor.* **43**, 213001 (2010).
- [5] S. Burger, K. Bongs, S. Dettmer, W. Ertmer, K. Sengstock, A. Sanpera, G. V. Shlyapnikov, and M. Lewenstein, *Phys. Rev. Lett.* **83**, 5198 (1999).
- [6] J. Denschlag, J. E. Simsarian, D. L. Feder, C. W. Clark, L. A. Collins, J. Cubizolles, L. Deng, E. W. Hagley, K. Helmerson, W. P. Reinhardt, S. L. Rolston, B. I. Schneider, and W. D. Phillips, *Science* **287**, 97 (2000).
- [7] Z. Dutton, M. Budde, C. Slowe, and L. V. Hau, *Science* **293**, 663 (2001).
- [8] B. P. Anderson, P. C. Haljan, C. A. Regal, D. L. Feder, L. A. Collins, C. W. Clark, and E. A. Cornell, *Phys. Rev. Lett.* **86**, 2926 (2001).
- [9] K. Bongs, S. Burger, S. Dettmer, D. Hellweg, J. Arlt, W. Ertmer, and K. Sengstock, *C.R. Acad. Sci. Paris* **2**, 671 (2001).
- [10] C. Becker, S. Stellmer, P. Soltan-Panahi, S. Dörscher, M. Baumert, E.-M. Richter, J. Kronjäger, K. Bongs, and K. Sengstock, *Nature Phys.* **4**, 496 (2008).
- [11] S. Stellmer, C. Becker, P. Soltan-Panahi, E.-M. Richter, S. Dörscher, M. Baumert, J. Kronjäger, K. Bongs, and K. Sengstock, *Phys. Rev. Lett.* **101**, 120406 (2008).
- [12] I. Shomroni, E. Lahoud, S. Levy, and J. Steinhauer, *Nature Phys.* **5**, 193 (2009).
- [13] A. Weller, J. P. Ronzheimer, C. Gross, J. Esteve, M. K. Oberthaler, D. J. Frantzeskakis, G. Theocharis, and P. G. Kevrekidis, *Phys. Rev. Lett.* **101**, 130401 (2008).
- [14] G. Theocharis, A. Weller, J. P. Ronzheimer, C. Gross, M. K. Oberthaler, P. G. Kevrekidis, and D. J. Frantzeskakis, *Phys. Rev. A* **81**, 063604 (2010).
- [15] P. Engels and C. Atherton, *Phys. Rev. Lett.* **99**, 160405 (2007).
- [16] Th. Busch and J. R. Anglin, *Phys. Rev. Lett.* **87**, 010401 (2001).
- [17] H. E. Nistazakis, D. J. Frantzeskakis, P. G. Kevrekidis, B. A. Malomed, and R. Carretero-González, *Phys. Rev. A* **77**, 033612 (2008).
- [18] C. Hamner, J.J. Chang, P. Engels, M. A. Hoefer, *Phys. Rev. Lett.* **106**, 065302 (2011).
- [19] M. A. Hoefer, C. Hamner, J. J. Chang, and P. Engels, *Phys. Rev. A* **84**, 041605 (2011).
- [20] Z. Chen, M. Segev, T. H. Coskun, D. N. Christodoulides, Yu. S. Kivshar, and V. V. Afanasjev, *Opt. Lett.* **21**, 1821 (1996).
- [21] E. A. Ostrovskaya, Yu. S. Kivshar, Z. Chen, and M. Segev, *Opt. Lett.* **24**, 327 (1999).
- [22] S. Rajendran, P. Muruganandam, and M. Lakshmanan, *J. Phys. B* **42**, 145307 (2009).
- [23] C. Yin, N. G. Berloff, V. M. Pérez-García, D. Novoa, A. V. Carpentier, and H. Michinel, *Phys. Rev. A* **83**, 051605(R) (2011).
- [24] A. Álvarez, J. Cuevas, F. R. Romero, and P. G. Kevrekidis, *Physica D* **240**, 767 (2011).
- [25] S. Middelkamp, J. J. Chang, C. Hamner, R. Carretero-González, P. G. Kevrekidis, V. Achilleos, D. J. Frantzeskakis, P. Schmelcher, and P. Engels, *Phys. Lett. A* **375**, 642 (2011).
- [26] D. Yan, J. J. Chang, C. Hamner, P. G. Kevrekidis, P. Engels, V. Achilleos, D. J. Frantzeskakis, R. Carretero-González, and P. Schmelcher, *Phys. Rev. A* **84**, 053630 (2011).
- [27] V. Achilleos, P. G. Kevrekidis, V. M. Rothos, and D. J. Frantzeskakis, *Phys. Rev. A* **84**, 053626 (2011).
- [28] Q.-H. Park and H.J. Shin, *Phys. Rev. E* **61**, 3093 (2000).
- [29] H. Susanto, P. G. Kevrekidis, R. Carretero-González, B.A. Malomed, D. J. Frantzeskakis, and A. R. Bishop, *Phys. Rev. A* **75**, 055601 (2007).
- [30] K. M. Mertes, J. Merrill, R. Carretero-González, D. J. Frantzeskakis, P. G. Kevrekidis, and D. S. Hall, *Phys. Rev. Lett.* **99**, 190402 (2007).
- [31] P.G. Kevrekidis, H.E. Nistazakis, D.J. Frantzeskakis, B.A. Malomed and R. Carretero-González, *Eur. Phys. J. D* **28**, 181 (2004).
- [32] Note that we cannot do this analysis for systems with $g_{11} : g_{12} : g_{22} \neq 1$ as, in that case, there is always an oscillation of the center of mass (alike to that of a particle in a well) with a frequency non-commensurable to the beating frequency. Consequently, periodic orbits do not exist.
- [33] D. Yan, J. J. Chang, C. Hamner, P. G. Kevrekidis, P. Engels, V. Achilleos, D. J. Frantzeskakis, R. Carretero-González, and P. Schmelcher, arXiv:1104.4359.
- [34] K. J. H. Law, P. G. Kevrekidis, and L. S. Tuckerman, *Phys. Rev. Lett.* **105**, 160405 (2010).
- [35] H. Susanto, J. Cuevas, and P. Krüger, *J. Phys. B: At. Mol. Opt. Phys.* **44**, 095003 (2011).
- [36] T. R. O. Melvin, A. R. Champneys, P. G. Kevrekidis and J. Cuevas, *Physica D* **237**, 551 (2008).
- [37] A. P. Sheppard and Y. S. Kivshar, *Phys. Rev. E* **55**, 4773 (1997).
- [38] In what follows when the relevant interaction coefficients are not explicitly mentioned, it will be implied that they assume the values $g_{11} = g_{12} = g_{22} = 1$.