

Acoustic waves: should they be propagated forward in time, or forward in space?

Paul Kinsler*

Blackett Laboratory, Imperial College London, Prince Consort Road, London SW7 2AZ, United Kingdom.

(Dated: Monday 3rd June, 2019)

The evolution of acoustic waves can be evaluated in two ways: either as a temporal, or a spatial propagation. Propagating in space provides the considerable advantage of being able to handle dispersion and propagation across interfaces with remarkable efficiency; but propagating in time is more physical and gives correctly behaved reflections and scattering without effort. Which should be chosen in a given situation, and what compromises might have to be made? Here the natural behaviors of each choice of propagation are compared and contrasted for an ordinary second order wave equation, the time-dependent diffusion wave equation, an elastic rod wave equation, and the Stokes'/ van Wijngaarden's equations, each case illuminating a characteristic feature of the technique. Either choice of propagation axis enables a partitioning the wave equation that gives rise to a directional factorization based on a natural "reference" dispersion relation. The resulting exact coupled bidirectional equations then reduce to a single unidirectional first-order wave equation using a simple "slow evolution" assumption that minimizes effect of subsequent approximations, while allowing a direct term-to-term comparison between exact and approximate theories.

I. INTRODUCTION

An important category of acoustic wave models consists of those based on second order wave equations. Because they include second order derivatives in both time and space, they naturally lend themselves to rearrangements designed to focus either on the temporal or the spatial behaviour. In practice, most acoustic wave models have more than just this pair of second order terms, and these extra contributions may (or may not) be suited to a preference for either temporal or spatial analysis. But despite the wide range of different acoustic wave models, a subset of cases is sufficient to cover most important modifications. Here we choose the time-dependent diffusion equation (TDDE) [1], a model for waves in an elastic cylindrical rod [2], and acoustic waves as described by a generalized Stokes' equation [3] which allows for bubbles [4]. For these three situations, harmonic solutions are well known, but transient solutions are harder to find. Recently, the impulse-response and causal properties of some of these wave equations have been analyzed by Buckingham [5], and the (perhaps surprising) "non-causal" claims made therein are briefly addressed.

An advantage of second order wave equations is that once a propagation type is selected – whether into the future (i.e. along time), or along an appropriate spatial axis – they can be decomposed into pairs of explicitly directional and *first order* acoustic wave equations. The resulting coupled first order equations are not only often easier and faster to solve than the starting point of a second order wave equation, they are also well suited to the case of unidirectional traveling waves. However the unidirectional approximation is not demanded, and the formulation means that any additional approximations tend to be less restrictive [6]. For the purposes of this

article, however, these desirable features are not the core message. Instead, by comparing the results of factorizations aimed at generating *temporally* propagated wave equations, with those that generate *spatially* propagated ones, comparisons and contrasts can be made between the natural "reference" behaviors present in each decomposition. We will see that some terms in a wave equation will lend themselves to inclusion in one reference behaviour but not the other. These results then inform us as to how we might choose to trade off the practical efficiency of a spatially propagated picture against the physically accurate temporally propagated one.

Section II provides an overview of the factorization process for both spatial and temporal decompositions, using the time domain diffusion equation as an example. Factorization is then used to analyze acoustic waves in an elastic cylindrical rod in section III, and the Stokes' equation and its bubbly generalization in section IV. This variety allows a discussion of both common and contrasting features of these directional decompositions. The conclusions are given in section V.

II. DIRECTIONAL DECOMPOSITIONS

To compare the physical representations of waves in temporal or spatially propagated pictures, we use a factorization technique. This makes use of the concept of "reference" or "underlying" wave evolution [6, 7]. If these reference behaviors are a close match to the actual wave evolution, subsequent approximations will be less stringent – in particular if we choose to make a unidirectional approximation. Although in some systems an exact match is possible, this is rarely the case if the waves depart from some idealized linear behaviour. Nevertheless, the power of these directional decompositions is in considering such variation from these exactly solvable cases, situations which often require approximation or numerical integration. To "factorize", start by selecting

*Electronic address: Dr.Paul.Kinsler@physics.org

a propagation axis – either time, or along some spatial trajectory – after which the total wave can be decomposed into directional components that evolve forwards or backwards perpendicular to that propagation.

Throughout this article the context and/or arguments determine which domains (\vec{r} or \vec{k} , t or ω) a given instance of some relevant function covers; in addition some symbols (e.g. Q , Ω , κ , c , c_Ω , c_κ , etc) are reused independently of each other (for different wave equation models) without distinguishing subscripts – this is in order to avoid cluttering the notation. Further, each wave equation given has, on the right hand side (RHS), a term Q which represents some general source term. Typically [5, 8] Q is an impulse designed to elicit the primitive response of the system (i.e. $Q = Q\delta(t)\delta(x)$), but here it is allowed to be any kind of perturbation, (non)linear modification, or driving term we desire. For example, in the simple wave equations considered in this section, a density $\rho(\vec{r})$ could be added, setting $Q = (1/\rho)\nabla\rho \cdot \nabla g$, and so match a wave equation used for ultrasound propagation [9, 10]. Alternatively, adding a loss term to Q with the form $\eta\partial_t g$ would give us the time-dependent diffusion equation (TDDE) [1], which appears in a variety of contexts in physics, including acoustic waves in plasmas or the interstitial gas filling a porous, statistically isotropic, perfectly rigid solid [11]; it also models electromagnetic wave propagation through conductive media and is known as the telegrapher’s equation.

In this section, an ordinary second order wave equation for some appropriate property $g(\vec{r}, t)$ will be used as a test bed on which to demonstrate the factorization process. It contains both a temporal response function $p(t)$ and a spatial one $s(\vec{r})$, both have a non-local character which is allowed for using a convolution (“ \star ”), with $a(u) \star b(u) \equiv \int a(u')b(u-u')du'$. Whilst some materials, in some regimes, do indeed have non-local spatial properties, the role of $s(\vec{r})$ here is to ensure that the wave equation includes some nontrivial spatial properties. In many situations spatial structure would be introduced using $p(\vec{r}, t)$ instead of just $p(t)$, while $s(\vec{r})$ and its convolution would be absent; however here that would introduce complications beyond the scope of this example. The wave equation is

$$c^2\nabla^2 s(\vec{r}) \star g(\vec{r}, t) - \partial_t^2 p(t) \star g(\vec{r}, t) = c^2 Q(x, t), \quad (2.1)$$

where a non-interacting wave travels with speed c . Upon Fourier transforming into the k, ω domain, where $d/dt \equiv \partial_t \leftrightarrow -i\omega$ and $\nabla \leftrightarrow i\vec{k}$, with $k^2 = \vec{k} \cdot \vec{k}$, the result is

$$c^2 k^2 s(\vec{k})g(k, \omega) - \omega^2 p(\omega)g(\vec{k}, \omega) = -c^2 Q(\vec{k}, \omega), \quad (2.2)$$

where $s(\vec{k})$ is the spatial Fourier transform of $s(\vec{r})$, and $p(\omega)$ the temporal Fourier transform of $p(t)$.

In both styles of derivation that follow, the steps taken are a good mathematical match to typical spatial propagation procedures [6, 12]; but the physical meaning alters with the interchange of the roles of time and space. Factorization methods have a long history [13], but their

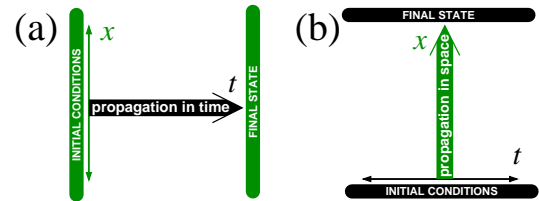


FIG. 1: For temporal propagation (left), initial conditions cover all space at an initial time t_i ; the final state at t_f also covers all space. For spatial propagation (right), what are normally considered to be *boundary* conditions take up the role of the initial conditions; at both the starting location x_i and the final location of x_f , they specify the wave’s behaviour over all time.

adaption, application, and adoption to wave propagation of the type and context proposed here has been lacking until more recently [14–16].

Since Q can contain any sort of behaviour, eqn. (2.2) is already useful: e.g. factorization could easily be applied to the nonlinear propagation addressed by Pinton et al. [17]. In that case their initial eq. (3) can be matched to eqn. (2.1) above by restricting to the x -axis, using $c^2 s(x) = \mu\delta(x)$, $p(t) = \rho\delta(t)$, and setting Q to match their RHS nonlinear term. Using directional decomposition, a first order wave equation simpler than e.g. eq.(10) in Pinton et al. can be obtained rapidly with fewer and less restrictive approximations. Of course, some acoustic wave equations reduced down to apply to a single wave property will not have the second order derivatives needed for this factorization scheme. However, such wave equations are already extensively approximated, so there may be scope for factorizing related equations which do contain them.

A. Temporal propagation, spatial decomposition

The most physically motivated factorization is to choose to *propagate forward in time*, and decompose the system behaviour (waves) into directional components that then evolve either forward or backward in space, as shown in Fig. 1. This is useful for analyzing situations where signals need to be separated from reflections, but requires an explicit modeling of the medium’s time-response, perhaps involving convolutions or auxiliary differential equations.

To obtain such a temporally propagated, spatially decomposed representation, choose a suitable reference frequency Ω . This is allowed to have a wavevector (k) dependence, but should not have a frequency (ω) dependence. Rewriting eqn. (2.2) for temporal propagation,

$$\bar{\Omega}(\vec{k}, \omega)^2 g(\vec{k}, \omega) - \omega^2 g(\vec{k}, \omega) = -\frac{c^2}{p(\omega)} Q(\vec{k}, \omega), \quad (2.3)$$

with $\bar{\Omega}(\vec{k}, \omega)^2 = c^2 k^2 s(\vec{k})/p(\omega)$. Unfortunately, the frequency dependence of $\bar{\Omega}$ means that it is not a good ref-

erence on which to decompose the propagation. Thus we must either ignore the material's frequency response $p(\omega)$, treat it as a correction by incorporating it into Q , or convert its frequency response into a wavevector response $p(k)$ by approximation¹.

If there is no temporal response, then $p(t) \equiv p_0\delta(t)$ and $p(\omega) = r_0$, and the wave equation becomes

$$\Omega(k)^2 g(\vec{k}, \omega) - \omega^2 g(\vec{k}, \omega) = -c^2 Q(\vec{k}, \omega)/p_0, \quad (2.4)$$

with $\Omega(\vec{k})^2 = c^2 k^2 s(\vec{k})^2/p_0$. Eqn. (2.4) can be rearranged to give an expression for $g(\vec{k}, \omega)$ directly, i.e.

$$g = \frac{c^2}{\omega^2 - \Omega^2} \frac{Q}{p_0} = -\frac{1}{2\Omega} \left[\frac{1}{\omega + \Omega} - \frac{1}{\omega - \Omega} \right] \frac{c^2 Q}{p_0}, \quad (2.5)$$

Now decompose g into wave components g_+ and g_- that evolve either forward or backward in space, with $g = g_+ + g_-$. Then split eqn. (2.5) into two coupled first order wave equations for $g_{\pm}(\vec{k}, t)$, i.e.

$$g_{\pm} = \pm \frac{1}{2\Omega} \frac{1}{\omega \mp \Omega} \frac{c^2 Q}{p_0} \quad (2.6)$$

$$[\omega \mp \Omega] g_{\pm} = \pm \frac{1}{2\Omega} \frac{c^2 Q}{p_0}, \quad (2.7)$$

leading to either frequency or time domain forms

$$\omega g_{\pm}(\vec{k}, \omega) = \pm \Omega(k) g_{\pm}(\vec{k}, \omega) \pm \frac{1}{2\Omega(\vec{k})} \frac{c^2 Q(k, \omega)}{p_0}, \quad (2.8)$$

$$\partial_t g_{\pm}(\vec{k}, t) = \mp \Omega(\vec{k}) g_{\pm}(\vec{k}, t) \mp \frac{i}{2\Omega(\vec{k})} \frac{c^2 Q(\vec{k}, t)}{p_0}. \quad (2.9)$$

This last equation tells us how $g_{\pm}(\vec{k}, t)$ evolves [or if appropriately transformed, $g_{\pm}(\vec{r}, t)$] as we propagate in time. The original second order equation can be recovered[12] by substituting one of these into the other. Note that retaining a frequency dependence for Ω would have given rise to time derivatives on the RHS of eqn. (2.9). In addition to mathematical complications, these would also disrupt the otherwise straightforward integration of g_{\pm} in time.

If Q is small, i.e. $|c^2 Q/p_0| \ll 2|\Omega^2 g_{\pm}|$, then the wave evolves slowly as it propagates. This ‘‘slow evolution’’ permits a temporal version of the unidirectional approximation [6, 18] to be made, setting $g_- = 0$. The forward wave $g_+(\vec{k}, t)$ then follows

$$\partial_t g_+(\vec{k}, t) = -i\Omega(\vec{k}) g_+(\vec{k}, t) - \frac{i}{2\Omega(\vec{k})} \frac{c^2 Q(\vec{k}, t)}{p_0}. \quad (2.10)$$

Note that if Q is an impulse such as a delta function, the slow evolution condition will not hold at that point. If $\Omega^2 < 0$, then g or g_{\pm} do not oscillate as time passes, but instead *decay*.

For the TDDE, where Q includes a contribution $+\eta\partial_t g$, the ‘‘small source term’’ conditions have the extra

$$|\eta\partial_t (g_+ + g_-)| \ll 2|\Omega g_{\pm}|. \quad (2.11)$$

Here we must be careful when treating the time derivative on the left hand side (LHS) of eqn. (2.11), since it is not explicitly given by $g_{\pm}(\vec{k}, t)$. The TDDE forward wave $g_+(\vec{k}, t)$ follows

$$\partial_t g_+ = -i\Omega g_+ - \frac{i}{2\Omega} [c^2 Q + \eta\partial_t g_+]. \quad (2.12)$$

Combining the two time derivatives, and re-applying the slow evolution approximations then gives us

$$\partial_t g_+ \simeq -i \left(\Omega - \frac{\eta}{2} \right) g_+ - \frac{ic^2}{2\Omega} Q. \quad (2.13)$$

B. Spatial propagation, temporal decomposition

We could also choose to *propagate forward in space*, and then decompose the system behaviour (waves) into components that evolve either forward or backward in time, as shown in fig. 1. Although spatial propagation can seem non-intuitive, and requires careful handling of reflections or scattering, spatial propagation schemes are nevertheless popular, as in e.g. the KZK equation [19, 20]. Their primary advantage is that the full (past and future) time history of a wave is available at whatever point in space the system has reached; in addition transitions across interfaces are also easy to handle. Thus medium parameters such as speed or wavevector can be defined as functions of frequency, so that material dispersion can be easily handled using pseudospectral methods [21, 22], even enabling numerical investigations into exotic phenomena by means of artificial dispersions [23]. The angular spectrum approach [24, 25] is another pseudospectral method, widely used in underwater and biomedical acoustics.

To obtain a spatially propagated, temporally decomposed representation, we choose x as the propagation axis, so that y, z are the transverse spatial; dimensions, with $\nabla_T^2 = \partial_y^2 + \partial_z^2$ and transverse wavevectors k_y and k_z with $k_T^2 = k_y^2 + k_z^2$. Next, we need a suitable reference wavevector κ , which is allowed to have a frequency (ω) dependence, but should not have a wavevector (k) dependence. Rewriting eqn. (2.2) then gives

$$k_x^2 g(\vec{k}, \omega) - \bar{\kappa}(\vec{k}, \omega)^2 g(\vec{k}, \omega) = -Q', \quad (2.14)$$

with $\bar{\kappa}(\vec{k}, \omega)^2 = \omega^2 p(\omega)/s(\vec{k})c^2$ and

$$Q'(\vec{k}, \omega) = Q(\vec{k}, \omega)/s(\vec{k}) + k_T^2 g(\vec{k}, \omega). \quad (2.15)$$

¹ For example, if restricted to waves near a frequency ω_1 in a narrow bandwidth $\Delta\omega \ll \omega_1$, we can write $\omega \simeq c'k$, where $c' = \omega_1/k$, and replace $p(\omega)$ with $r(k)$ – i.e. convert a temporal dispersion into an approximate spatial dispersion. This is what was assumed in [31].

In the converse of the temporal case, where a frequency dependence was inconvenient, here $\bar{\kappa}$ has an inconvenient wavevector dependence; thus it is not a suitable basis for decomposing the wave evolution. Our choices therefore are to ignore the material's spatial response $s(\bar{k})$, incorporate it into Q , or approximate it as a frequency response $s(\omega)^2$. If there is no spatial response, then $s(\bar{r}) \equiv s_0\delta(\bar{r})$ and $s(\bar{k}) = s_0$ so that $\kappa(\omega)^2 = \omega^2 p(\omega)/s_0 c^2$. Eqn. (2.4) can be rearranged to give an expression for $g(\bar{k}, \omega)$ directly, i.e.

$$g = -\frac{1}{k_x^2 - \kappa^2} Q' = +\frac{1}{2\kappa} \left[\frac{1}{k_x + \kappa} - \frac{1}{k_x - \kappa} \right] Q', \quad (2.16)$$

Now decompose g into wave components g^+ and g^- that evolve either forward or backward in time: with $g = g^+ + g^-$. Then split eqn. (2.16) into two coupled first order wave equations, i.e.

$$g^\pm = \mp \frac{1}{2\kappa} \frac{1}{k_x \mp \kappa} Q' \quad (2.17)$$

$$[k_x \mp \kappa] g^\pm = \mp \frac{1}{2\kappa} Q', \quad (2.18)$$

leading to either wavevector or spatial domain forms

$$k_x g^\pm(\bar{k}, \omega) = \pm \kappa(\omega) g^\pm(\bar{k}, \omega) \mp \frac{1}{2\kappa(\omega)} Q'(\bar{k}, \omega), \quad (2.19)$$

$$\begin{aligned} \partial_x g^\pm(\bar{r}, \omega) &= \pm \kappa(\omega) g^\pm(\bar{r}, \omega) \mp \frac{\imath}{2\kappa(\omega) s_0} Q(\bar{r}, \omega) \\ &\pm \frac{\imath}{2\kappa(\omega)} \nabla_T^2 [g^+(\bar{r}, \omega) + g^-(\bar{r}, \omega)], \end{aligned} \quad (2.20)$$

where the different conventions for κ and ω give rise to the differing signs in the leading (reference) RHS terms if eqns. (2.9) and (2.20) are compared.

This last equation tells us how to evolve $g^\pm(\bar{r}, \omega)$ [or if appropriately transformed, $g^\pm(\bar{r}, t)$] as we propagate along our chosen spatial axis x . Again, by substituting one of these into the other, the original second order equation can be recovered. Note that any wavevector dependence for κ would have given rise to spatial derivatives on the RHS of eqn. (2.20). In addition to mathematical complications, these would also disrupt the otherwise straightforward integration of g^\pm along x .

Here the directed g^\pm evolve according to κ , but that this reference evolution is modified by the additional source terms, either the general term Q , or the diffraction

term dependent on ∇_T^2 (or k_T^2 , depending on the chosen domain). These source terms not only modulate (e.g. drive, amplify, or attenuate) the wave equations equally, they also *couple* them together. *If the source terms are small*, i.e.

$$|Q/s_0|, \quad |\nabla_T^2 (g^+ + g^-)| \ll 2 |\kappa^2 g^\pm|, \quad (2.21)$$

then the wave evolves slowly as it propagates. This ‘‘slow evolution’’ permits a unidirectional approximation [6, 18] to be made, setting $g^- = 0$. The forward waves $g^+(\bar{r}, \omega)$ then follow

$$\begin{aligned} \partial_x g^+(\bar{r}, \omega) &= +\imath \kappa(\omega) g^+(\bar{r}, \omega) - \frac{\imath}{2\kappa(\omega)} \frac{c^2 Q(\bar{r}, \omega)}{s_0} \\ &+ \frac{\imath}{2\kappa(\omega)} \nabla_T^2 g^+(\bar{r}, \omega). \end{aligned} \quad (2.22)$$

Again, if Q is an impulse such as a delta function, the slow evolution condition will not hold at that point. If $\kappa^2 < 0$, then g or g^\pm do not oscillate in space, but instead are *evanescent*.

If we consider the TDDE wave equation, its additional $\eta \partial_t g$ loss term could, if so desired, be moved from Q into the reference so that

$$\kappa_{TDDE}(\omega)^2 = (\omega^2/c^2) [1 + \imath(\eta/\omega)]. \quad (2.23)$$

However, it can be inadvisable to include loss in the reference behaviour of spatially propagated waves [26]. If kept separate, the η term gives an extra ‘‘small source’’ condition of

$$|\eta \omega (g^+ + g^-)| \ll 2 |\kappa^2 g^\pm|. \quad (2.24)$$

In contrast to the temporally propagated condition in eqn. (2.11), the frequency dependence of eqn. (2.24) is not a hindrance, since now it is given directly by $g^\pm(\bar{r}, \omega)$.

C. Discussion

There is an interesting tension between these two factorizations. At first sight, the most physical choice of propagation is that in time; however this means at any specific time, a full time-history is unavailable. This means that it is impossible (strictly speaking) to know spectral properties generally taken for granted, e.g. the wave speed $c(\omega)$ or the wavevector $k(\omega)$. To get frequency-dependent quantities we need either (a) a solution containing a complete time history, as might be obtained analytically for some problems, or (b) to work in a spatially propagated picture, where a full time history is automatically available. However, the spatially propagated picture differs from our experience of a universe advancing in time.

Further, not that the two factorizations treat diffraction differently – in the temporally propagated case, having the full spatial profile to hand at each time step means

² For example, if restricted to waves near a wavevector k_1 in a narrow bandwidth $\Delta k \ll k_1$, we can write $k \simeq \omega/c'$, where $c' = \omega/k_1$, so $s(k)$ can be replaced by $s(\omega)$ – i.e. we have converted a spatial dispersion into an approximate temporal dispersion. This approximation allows the spatial dispersion to be added onto the material's temporal dispersion, which is particularly useful when propagating waves along a waveguide.

that diffraction can be done exactly, even in a unidirectional model, whereas in the spatially propagated (and unidirectional) case a paraxial approximation needs to be applied. The first order wave equations derived above (and below) can be conveniently adapted using simple transformations or restrictions[6]. These are typically applied to unidirectional models, because whilst they make (e.g.) the representation of the forward wave better behaved, the backward wave becomes more problematic.

III. AN ELASTIC ROD WAVE EQUATION

Another acoustic system to consider is waves traveling along an infinite, isotropic and elastic cylindrical rod of radius R . Following Murnaghan's free energy model, Porubov has derived a wave equation governing propagation of the solitary waves along such a rod [2]. There is no impediment in this model against the rod having "auxetic" parameters[27], e.g. where the Poisson's ratio was negative [28]. This "elastic rod equation" (ERE) describes the displacement $g \equiv g(x, t)$ with a second order wave equation of the form

$$c^2 \partial_x^2 g - \partial_t^2 g + b_1 \partial_t^2 \partial_x^2 g - b_2 \partial_x^4 g + \chi \partial_x^2 g^2 = Q. \quad (3.1)$$

where g is the longitudinal displacement in the rod, and (following [27]) the coefficients read:

$$c^2 = \frac{E}{\rho_0}, \quad \chi = \frac{\beta}{2\rho_0}, \quad b_1 = \frac{\nu(\nu-1)R^2}{2}, \quad b_2 = -\frac{\nu ER^2}{2\rho_0}, \quad (3.2)$$

$$\beta = 3E + l(l-2\nu)^3 + 4m(l-2\nu)(l+\nu) + 6n\nu^2. \quad (3.3)$$

Here β is the nonlinear coefficient, E and ν are Young's modulus and Poisson's ratio respectively, l , m , n specify Murnaghan's modulus, and ρ_0 denotes the density. Poisson's ratio is typically rather small (i.e. $|\nu| < 1$), in which case b_1 will be negative. In contrast b_2 can cover a wide range of values, especially if auxetic materials are considered, but usually $\nu, E > 0$, so that $b_2 < 0$.

In eqn. (3.1) Q is a source, driving, or other modification to the wave equation. In wavevector-frequency space, with $g \equiv g(k, \omega)$, eqn. (3.1) becomes

$$c^2 k^2 g - \omega^2 g - b_1 k^2 \omega^2 g + b_2 k^4 g = -Q + \chi k^2 V_2, \quad (3.4)$$

where the nonlinear term $V_2(k, \omega)$ is derived from $V_2(x, t) = g(x, t)^2$.

A. Temporal propagation, spatial decomposition

To decompose the ERE into wave components evolving forwards or backwards in space, choose to propagate forwards in time. This relies on a suitable reference frequency $\Omega(k)$, which results from a careful partitioning

of the terms in the wave equation (3.4). The ERE for $g(k, \omega)$ is now written as

$$k^2 [c^2 + b_2 k^2] g - \omega^2 [1 + b_1 k^2] g = -Q + \chi k^2 V_2 \quad (3.5)$$

$$\Omega(k)^2 g - \omega^2 g = -Q'_k, \quad (3.6)$$

where $\Omega(k)$ and new source term Q'_k are

$$\Omega(k)^2 = k^2 \frac{c^2 + b_2 k^2}{1 + b_1 k^2} = c^2 k^2 \frac{1 + (b_2/c^2)k^2}{1 + b_1 k^2}, \quad (3.7)$$

$$Q'_k = \frac{Q}{1 + b_1 k^2} - \frac{\chi k^2 V_2}{1 + b_1 k^2}. \quad (3.8)$$

Now follow the same steps as for eqns. (2.5) to (2.7), and decompose g into velocity potentials g_+ and g_- that evolve forward or backward in space, with $g = g_+ + g_-$. The coupled wave equations for $g_{\pm}(k, t)$ are then

$$\omega g_{\pm} = \pm \Omega g_{\pm} \pm \frac{1}{2\Omega} Q'_k. \quad (3.9)$$

Eqn. (3.9) can be transformed so as to apply to $g_{\pm}(k, t)$, becoming

$$\partial_t g_{\pm} = \mp i \Omega g_{\pm} \mp \frac{i}{2\Omega} Q'_k \quad (3.10)$$

$$= \mp i \Omega g_{\pm} \mp \frac{i}{2\Omega} \frac{Q - \chi k^2 V_2}{1 + b_1 k^2}. \quad (3.11)$$

Here the directed displacement waves g_{\pm} evolve as specified by Ω , but that this reference evolution is modified and coupled together by Q and the nonlinear term χV_2 . Note that V_2 needs to be re-expressed in terms of the sum of g_{\pm} , a procedure best done in the x, t domain. *If the source terms are small*, i.e.

$$|Q|, \quad |\chi k^2 V_2| \ll 2 |\Omega^2 g_{\pm} (1 + b_1 k^2)|, \quad (3.12)$$

then the wave evolves slowly as it propagates, so we can follow the prescription in [6] and make a unidirectional approximation, setting $g_- = 0$. The forward waves $g_+(x, t)$ then follow

$$\partial_t g_+ = -i \Omega g_+ - \frac{i}{2\Omega} \frac{Q - \chi k^2 V_{2+}}{1 + b_1 k^2}, \quad (3.13)$$

where V_{2+} is just V_2 calculated using only g_+ , i.e. with $g_- \equiv 0$. This equation (and indeed the bidirectional eqns. (3.11)) have a RHS without any frequency (time) dependence, and so give the temporal propagation directly.

B. Spatial propagation, temporal decomposition

To decompose the ERE into wave components evolving forwards or backwards in time, choose to propagate forwards in space. This relies on a suitable reference wavevector $\kappa(\omega)$, which results from a careful partitioning of the terms in the wave equation (3.4). The ERE

for $g(k, \omega)$ is now written as

$$[c^2 - b_1\omega^2] k^2 g - \omega^2 g = -Q + \chi k^2 V_2 - b_2 k^4 g \quad (3.14)$$

$$k^2 g - \kappa(\omega)^2 g = -\frac{\kappa(\omega)^2 Q'_\omega}{\omega^2}, \quad (3.15)$$

Here $\kappa(\omega)$ and the new source term Q'_ω are defined as

$$\kappa_0(\omega)^2 = \frac{\omega^2/c^2}{c^2 - b_1\omega^2}, \quad (3.16)$$

$$Q'_\omega = Q - \chi k^2 V_2 + b_2 k^4 g \quad (3.17)$$

Now following the same steps as for eqns. (2.16) to (2.18), we decompose g into velocity potentials g^+ and g^- that evolve forward or backward in space, with $g = g^+ + g^-$. The coupled wave equations for $g^\pm(k, t)$ are

$$k g^\pm = \pm \kappa g^\pm \mp \frac{1}{2\kappa} \frac{\kappa^2}{\omega^2} Q'_\omega. \quad (3.18)$$

Eqn. (3.18) can be transformed so as to apply to $g^\pm(x, \omega)$, becoming

$$\partial_x g^\pm = \pm i\kappa g^\pm \mp \frac{i\kappa}{2\omega^2} Q'_\omega. \quad (3.19)$$

Expanding Q'_ω in eqn. (3.19), and taking care to transform its k dependence correctly, gives us

$$\partial_x g^\pm = \pm i\kappa g^\pm \mp \frac{i\kappa}{2\omega^2} Q \mp \frac{i\chi\kappa}{2\omega^2} \partial_x^2 V_2 \mp \frac{i b_2 \kappa}{2\omega^2} \partial_x^4 (g^+ + g^-) \quad (3.20)$$

Again, the directed g^\pm evolve according κ , with this reference evolution being modified and coupled together by Q , the nonlinear term χ , and the high-order dispersive term b_2 . *If the source terms are small*, i.e.

$$|Q|, |\chi \partial_x^2 V_2|, |b_2 \partial_x^4 (g^+ + g^-)| \ll 4 |\omega^2 g^\pm|, \quad (3.21)$$

then the wave evolves slowly as it propagates, so we can make a unidirectional approximation, setting $g^- = 0$. The presence of the spatial derivatives in the latter two these conditions means that more care needs to be taken when judging whether or not they are satisfied. If the conditions can be relied upon to hold, the forward waves $g^+(x, \omega)$ then follow

$$\partial_x g^+ = +i\kappa g^+ - \frac{i\kappa}{2\omega^2} Q - \frac{i\chi\kappa}{2\omega^2} \partial_x^2 V_{2+} - \frac{i b_2 \kappa}{2\omega^2} \partial_x^4 g^+. \quad (3.22)$$

This equation has a RHS containing spatial derivatives (or, back in the bidirectional eqns. (3.19), a wavevector dependence), so that the spatial propagation is not given directly. Consequently, for this model, the alternate choice of temporal propagation seems preferable.

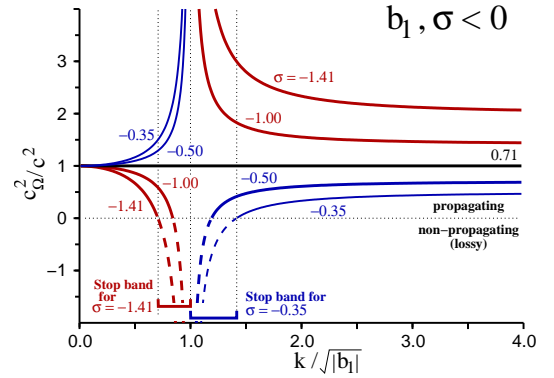


FIG. 2: The *temporally propagated* ERE reference wave speed c_Ω^2 as a function of wavevector k ; where both $b_1, \sigma < 0$, for selected σ . If $c_\Omega^2 < 0$, the waves decay (dashed lines) instead of propagating.

C. Discussion

The nature of the ERE wave equation means that either choice of propagations, based either on $\Omega(k)$ or $\kappa(\omega)$, provide characteristically different evolutions, so that there is no perfect way of connecting the two pictures in all circumstances. In contrast, for the decompositions of the TDDE discussed in section II, the reference wave speeds were the same in the lossless case (where $\eta = 0$), and similar otherwise.

For a temporally propagated ERE wave, the reference wave speed (squared) depends on $\Omega(k)$, and is

$$c_\Omega^2 = \Omega^2/k^2 = c^2 \frac{1 + b_2 k^2/c^2}{1 + b_1 k^2} = c^2 \frac{1 + \sigma b_1 k^2}{1 + b_1 k^2}, \quad (3.23)$$

where $\sigma = b_2/c^2 b_1 = -1/(\nu - 1) = 1/(1 - \nu)$. If $c_\Omega^2 < 0$, as in the case for negative σ and large enough k , waves no longer propagate and instead decay. At low enough wavevector (i.e. where $b_1 k^2, \sigma b_1 k^2 \ll 1$), the wave speed is simply c . In contrast, the high-wavevector limit of c_Ω^2 tends to σc^2 , which, depending on ν may indicate either propagation or loss, i.e. a pass band or stop band.

The common case where b_1 and σ are both negative is shown on fig. 2, where we see that the denominator causes an asymptote at $b_1 k^2 = -1$. For $b_2 \geq 0$ this will give a propagation cut-off at high wavevector, but for $b_2 < 0$ both numerator and denominator can change sign (at $b_1 k^2 = -1$ and $\sigma b_1 k^2 = -1$ respectively) leading to the mid-range k band gaps shown on fig. 2. If σb_1 is instead positive, the numerator never changes sign, so that the stop band extends all the way to infinite k . The alternative case where b_1 is positive is shown on fig. 3, where the high-wavevector limit c_Ω^2 tends to b_2/b_1 , and the low-wavevector limit is simply c^2 .

For the spatially propagated ERE wave, the reference wave speed has a much simpler behaviour; although this simplicity is counteracted by the corresponding wave equations (e.g. eqns. (3.19) or (3.22)) being less straight-

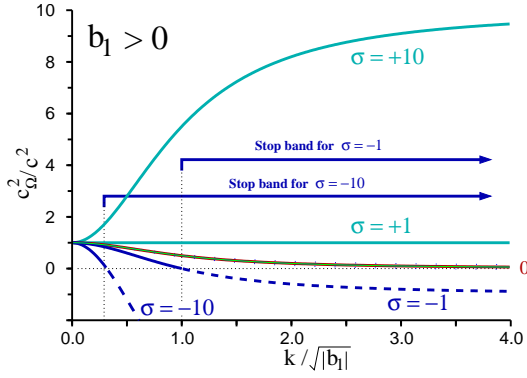


FIG. 3: The *temporally propagated* ERE reference wave speed c_Ω^2 , in the $b_1 > 0$ case, for selected σ . If $c_\Omega^2 < 0$, the waves do not propagate, but instead decay (dashed lines).

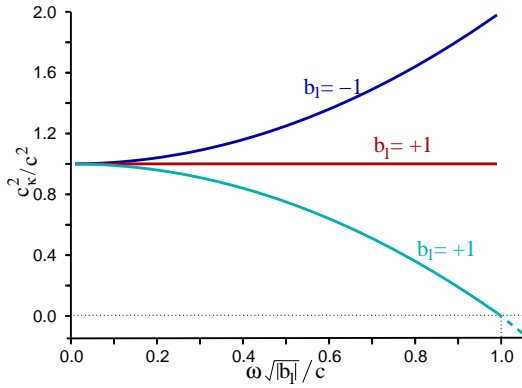


FIG. 4: The *spatially propagated* ERE reference wave speed c_κ^2 as a function of frequency for selected b_1 . If $c_\kappa^2 < 0$, the waves are evanescent (dashed line), and do not propagate; this occurs for $\omega^2 b_1 / c^2 > 1$.

forward. The reference wave vector κ^2 gives a wave speed

$$c_\kappa^2 = \omega^2 / \kappa^2 = c^2 (1 - b_1 \omega^2 / c^2). \quad (3.24)$$

In the low-frequency limit this is simply c^2 , but that the other limit is more complicated. For a high enough frequency (or large enough b_1 , so that $b_1 \omega^2 = c^2$) the reference wave speed vanishes. For higher frequencies, the wave becomes evanescent, since κ^2 is negative and hence κ is imaginary. These are shown on fig. 4.

Between the two choices of propagation direction (i.e. either of time or of space) we can see that the partitioning of terms leading to the reference frequency or wavevector are not the same. The b_2 term only appears in the reference behaviour for the choice of temporal propagation, but the b_1 term appears in both. Lastly, despite the differing sign of the b_1 term (or rather, because of it), to first order in k or ω , either reference behaviour gives the same dispersion.

IV. THE STOKES' AND THE VAN WIJNGAARDEN'S EQUATIONS

The propagation of an acoustic velocity field is commonly described by the Stokes' equation [3], which can even be extended to describe propagation of acoustic waves in an isothermal, viscous, bubbly liquid [29]. This extension was first done for one dimension by van Wijngaarden [4], hence the ‘‘van Wijngaarden's equation’’ (VWE), but has also been generalized to three dimensions [30]. However, the 3D VWE differs from the common form of the Stokes' equation in that it has spatial operators of $\nabla \nabla \cdot g$ and not $\nabla^2 g$. Here, to allow for a compact description that includes the 3D Stokes' equation, but remains compatible with the 1D VWE, a hybrid Stokes' / VWE equation (S/VWE) for the velocity potential $g \equiv g(\vec{r}, t)$ is introduced. It is

$$\nabla^2 g - \frac{1}{c^2} \partial_t^2 g + \gamma \partial_t \nabla^2 g + \beta^2 \partial_t^2 \nabla^2 g = Q. \quad (4.1)$$

Here Q is a source term, such as a driving term or some modification to the wave equation. One could even reconcile this equation perfectly with the 3D VWE form [30] if the differences from the $\nabla^2 \rightarrow \nabla \nabla \cdot$ substitution were incorporated in Q , and any side effects properly considered. The equilibrium bubble radius scales as β , despite it having dimensions of time. With $\beta = 0$, this becomes the ordinary Stokes' equation, where the full 3D behaviour of the wave equation is valid. The parameter γ is proportional to the dynamic viscosity of the (bubbly) mixture. In wavevector-frequency space, with $g \equiv g(\vec{k}, \omega)$ and $k^2 = \vec{k} \cdot \vec{k} = k_x^2 + k_y^2 + k_z^2$, eqn. (4.1) becomes

$$k^2 g - \frac{1}{c^2} \omega^2 g - \nu \gamma k^2 \omega g - \beta^2 k^2 \omega^2 g = -Q. \quad (4.2)$$

A. Temporal propagation, spatial decomposition

To decompose the S/VWE into wave components evolving forwards or backwards in space, choose to propagating forwards in time. This relies on a suitable reference frequency $\Omega(k)$, which results from a careful partitioning of the terms in the wave equation (4.2) to give an Ω with only a k dependence. The S/VWE for $g(\vec{k}, \omega)$ is now written as

$$c^2 k^2 g - \omega^2 [1 + c^2 \beta^2 k^2] g = -c^2 Q + i c^2 \gamma \omega k^2 g \quad (4.3)$$

$$= -Q', \quad (4.4)$$

where $\Omega(k)$ and the new source term Q' are defined as

$$\Omega(k)^2 = \frac{c^2 k^2}{1 + c^2 \beta^2 k^2}, \quad (4.5)$$

$$Q' = [Q/k^2 - \nu \gamma \omega g] \Omega(k)^2. \quad (4.6)$$

Here Ω tends to $1/\beta$ in the high-wavevector limit – or is constant at $c^2 k^2$ in the Stokes' case where $\beta = 0$. Note

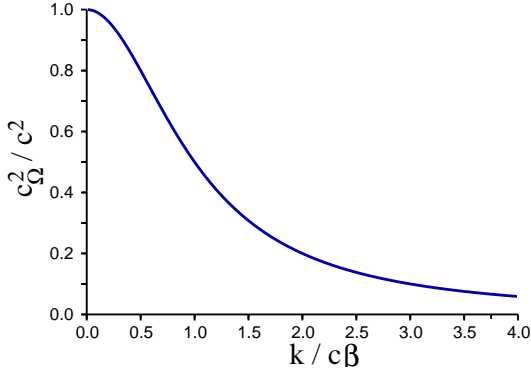


FIG. 5: The S/VWE reference wave speed $c_\Omega = \Omega/k$ as a function of scaled wavevector $k/c\beta$. In the bubble-free Stokes' case, $\beta^2 = 0$ and the wave speed is a constant at $c_\Omega/c = 1$ for all k .

that as can be seen on fig. 5 the reference wave speed $c_\Omega^2 = \Omega^2/k^2$ in the same high-wavevector limit decreases towards zero as $1/k\beta$, and that the low-wavevector limit is simply c . Thus all components of the wavevector spectrum have an ordinary oscillatory (and non-lossy) reference evolution.

Then, as for eqns. (2.5) to (2.7), decompose g into velocity potentials g_+ and g_- that evolve forward or backward in space, with $g = g_+ + g_-$. The two coupled first order wave equations for $g_\pm(\vec{k}, t)$ are

$$\omega g_\pm = \pm \Omega g_\pm \pm \frac{1}{2\Omega} Q'. \quad (4.7)$$

Eqn. (4.7) can be transformed so as to apply to $g_\pm(\vec{k}, t)$, and becomes

$$\partial_t g_\pm = \mp i\Omega g_\pm \mp \frac{i}{2\Omega} Q' \quad (4.8)$$

$$= \mp i\Omega g_\pm \mp \frac{i\Omega}{2k^2} Q \mp \frac{i\gamma\Omega}{2} \partial_t (g_+ + g_-). \quad (4.9)$$

Here the directed g_\pm evolves as specified by Ω , but that that reference evolution is modified and coupled by Q and the dynamic viscosity γ . *If the source terms are small*, i.e.

$$\left| \frac{\Omega}{k^2} Q \right|, \quad |\gamma\Omega \partial_t (g_+ + g_-)| \ll 2|\Omega g_\pm|, \quad (4.10)$$

then the wave evolves slowly as it propagates, so a unidirectional approximation can be made, setting $g_- = 0$. The forward waves $g_+(\vec{k}, t)$ then follow

$$\partial_t g_+ = -i\Omega g_+ - \frac{i\Omega}{2k^2} Q - \frac{i\gamma\Omega}{2} \partial_t g_+. \quad (4.11)$$

Notice that a k -dependence has appeared on term proportional to Q in eqn. (4.9) and (4.11), and also that its usual dependence on the reference frequency Ω has been canceled out. Although an inconvenient RHS time derivative appears, applied to the γ -dependent term, both time derivatives could be combined to give a directly solvable propagation, just as for the TDDE model in sec. II.

B. Spatial propagation, temporal decomposition

To decompose the S/VWE into wave components evolving forwards or backwards in time, choose to propagate forwards in space. This uses a suitable reference reference wavevector $\kappa(\omega)$, resulting from a careful partitioning of the terms in the wave equation (4.2) to give an κ with only a ω dependence. The S/VWE eqn. (4.2) for $g(\vec{k}, \omega)$ is now written

$$c^2 [1 - i\gamma\omega - \beta^2\omega^2] k^2 g - \omega^2 g = -c^2 Q \quad (4.12)$$

$$k^2 g - \kappa_0(\omega)^2 g = -\frac{c^2 \kappa_0(\omega)^2}{\omega^2} Q, \quad (4.13)$$

and if the propagation axis lies along x , this becomes

$$k_x^2 g - \kappa_0(\omega)^2 g = -\frac{c^2 \kappa_0(\omega)^2}{\omega^2} Q - k_T^2 g. \quad (4.14)$$

In both eqns. (4.13) and (4.14) the reference wavevector $\kappa_0(\omega)$ is defined as

$$\kappa_0(\omega)^2 = \frac{\omega^2/c^2}{1 - i\gamma\omega - \beta^2\omega^2}. \quad (4.15)$$

The S/VWE eqn. (4.14) contains an imaginary part in its reference wavevector κ_0 , which is not always desirable. This can be circumvented by splitting κ_0^2 into real and imaginary parts using $\kappa_0^2 = \kappa_R^2 + i\kappa_I$, and moving κ_I to the RHS³:

$$\kappa_0(\omega)^2 = \frac{(1 - \beta^2\omega^2)(\omega^2/c^2)}{(1 - \beta^2\omega^2)^2 - \gamma^2\omega^2} + \frac{i\omega\gamma(\omega^2/c^2)}{(1 - \beta^2\omega^2)^2 - \gamma^2\omega^2} \quad (4.16)$$

$$= \kappa_R(\omega)^2 + i\kappa_I(\omega), \quad (4.17)$$

The S/VWE can then be re-expressed as

$$k^2 g - \kappa_R^2 g = -\frac{c^2 \kappa_R^2}{\omega^2} \left(1 + \frac{i\omega\gamma}{1 - \beta^2\omega^2} \right) Q + i\kappa_I(\omega) g, \quad (4.18)$$

although it will also be convenient to merge the κ_I term into the Q term as follows

$$k^2 g - \kappa_R^2 g = -\frac{c^2 \kappa_R^2}{\omega^2} Q_R, \quad (4.19)$$

$$Q_R = Q \left(1 + \frac{i\omega\gamma}{1 - \beta^2\omega^2} \right) - \frac{i\omega^3\gamma/c^2}{1 - \beta^2\omega^2} g. \quad (4.20)$$

If the propagation axis is along x , the RHS of the wave equation (still for $g(\vec{k}, \omega)$) can be written in either of two forms, namely

$$k_x^2 g - \kappa_R^2(\omega) g = -\frac{c^2 \kappa_R(\omega)^2}{\omega^2} Q_R - k_T^2 g \quad (4.21)$$

$$= -\frac{c^2 \kappa_R(\omega)^2}{\omega^2} Q \left(1 + \frac{i\omega\gamma}{1 - \beta^2\omega^2} \right) + i\kappa_I g - k_T^2 g. \quad (4.22)$$

³ Note the imaginary κ_I part is *not* squared

Let us proceed without deciding yet whether κ_0 and Q (as in eqn. (4.14)) or κ_R and Q_R (as in eqn. (4.21)) is the best choice. To achieve this, a subscript-free κ and Q' are used to stand in for whichever pair of $\{\kappa_0, Q\}$ or $\{\kappa_R, Q_R\}$ is convenient, noting that the RHS is given by either of

$$\frac{c^2 \kappa_0(\omega)^2}{\omega^2} Q' = \frac{c^2 \kappa_0(\omega)^2}{\omega^2} Q + k_T^2 g, \quad (4.23)$$

$$\text{or } \frac{c^2 \kappa_R(\omega)^2}{\omega^2} Q' = \frac{c^2 \kappa_R(\omega)^2}{\omega^2} Q - \nu \kappa_I(\omega) g + k_T^2 g \quad (4.24)$$

$$= \frac{c^2 \kappa_R(\omega)^2}{\omega^2} Q_R + k_T^2 g. \quad (4.25)$$

If a physical justification could be imagined, this spatial decomposition would allow the parameters c, β, γ to have a dependence on ω , although the appropriately matching time dependence would need to be present in eqn. (4.1).

Now following the same steps as for eqns. (2.16) to (2.18), decompose g into velocity potentials g^+ and g^- that evolve forward or backward in time, with $g = g^+ + g^-$. The coupled wave equations for $g^\pm(\vec{k}, \omega)$ are

$$k_x g^\pm = \pm \kappa g^\pm \mp \frac{1}{2} \frac{c^2 \kappa}{\omega^2} Q' \quad (4.26)$$

Eqn. (4.26) can be transformed so as to apply to $g^\pm(x, k_y, k_z, \omega)$, and becomes

$$\partial_x g^\pm = \pm \nu \kappa g^\pm \mp \frac{\nu}{2} \frac{c^2 \kappa}{\omega^2} Q'. \quad (4.27)$$

The two possible choices of κ are now addressed separately.

1. The bare κ_0 form

On the basis of κ_0^2 , the reference wave speed in the low-frequency limit is simply c , but the other limit is more complicated. For $\gamma_1 = 0$, reference wave speed vanishes at $\omega^2 = 1/\beta^2$, and above this the wave becomes evanescent, since κ_0^2 is negative and κ_0 imaginary. Choosing $\kappa = \kappa_0$ and $Q' = Q + k_T^2 g$, means that eqn. (4.27) for $g^\pm(x, k_y, k_z, \omega)$ becomes

$$\partial_x g^\pm = \pm \nu \kappa_0 g^\pm \mp \frac{\nu c^2 \kappa_0}{2\omega^2} Q \quad (4.28)$$

$$= \pm \nu \kappa_0 g^\pm \mp \frac{\nu c^2 \kappa_0}{2\omega^2} Q \mp \frac{k_T^2}{2\kappa_0} (g^+ + g^-). \quad (4.29)$$

Again, the directed g^\pm evolve as specified by κ_0 , but that reference evolution is modified and coupled by Q and k_T^2 . *If the source terms are small*, i.e.

$$\left| \frac{c^2 \kappa_0}{2\omega^2} Q \right|, \left| \frac{k_T^2}{2\kappa_0} (g^+ + g^-) \right| \ll 2 |\kappa_0 g^\pm|, \quad (4.30)$$

a unidirectional approximation [6] can be made, with $g^- = 0$; noting also that the k_T^2 condition demands

paraxial propagation. The forward waves $g^+(x, k_y, k_z, \omega)$ then follow

$$\partial_x g^+ = +\nu \kappa_0 g^+ - \frac{\nu c^2 \kappa_0}{2\omega^2} Q - \frac{k_T^2}{2\kappa_0} g^+. \quad (4.31)$$

2. The dressed κ_R form

On the basis of κ_R^2 , the reference wave speed in the low-frequency limit is simply c , but the other limit is more complicated. For zero dynamic viscosity (i.e. $\gamma = 0$), it matches the bare behaviour, although for finite γ the zero-speed transition is brought down down to a lower frequency. Again, above this vanishing reference wave speed the wave becomes evanescent, since κ_R^2 is negative and so κ_R imaginary. With $\kappa = \kappa_R$ and $Q' = Q_R + k_T^2 g$, eqn. (4.27) can be transformed to apply to $g^\pm(x, k_y, k_z, \omega)$, becoming

$$\begin{aligned} \partial_x g^\pm &= \pm \nu \kappa_R g^\pm \mp \frac{\nu c^2 \kappa_R}{2\omega^2} \left(1 + \frac{\omega \gamma}{1 - \beta^2 \omega^2} \right) Q \mp \frac{\kappa_I}{2\kappa_R} (g^+ + g^-) \\ &\quad \mp \frac{k_T^2}{2\kappa_R} (g^+ + g^-) \end{aligned} \quad (4.32)$$

$$\begin{aligned} &= \pm \nu \kappa_R g^\pm \mp \frac{\nu c^2 \kappa_R}{2\omega^2} \left(1 + \frac{\omega \gamma}{1 - \beta^2 \omega^2} \right) Q \\ &\quad \mp \frac{\gamma \omega \kappa_R / 2}{1 - \beta^2 \omega^2} (g^+ + g^-) \mp \frac{k_T^2}{2\kappa_R} (g^+ + g^-) \end{aligned} \quad (4.33)$$

Here the directed g^\pm evolve as specified by κ , but that that reference evolution is modified and coupled by Q , γ , and k_T^2 . *If the source terms are small*, i.e.

$$\left| \frac{c^2}{\omega^2} \left(1 + \frac{\omega \gamma}{1 - \beta^2 \omega^2} \right) Q \right| \ll 2 |g^\pm|, \quad (4.34)$$

$$\left| \frac{\gamma \omega (g^+ + g^-)}{1 - \beta^2 \omega^2} \right| \ll 2 |g^\pm| \quad (4.35)$$

$$\text{and } \left| \frac{k_T^2}{\kappa_R} (g^+ + g^-) \right| \ll 2 |g^\pm|, \quad (4.36)$$

then the wave evolves slowly as it propagates. Note that the constraint on the Q term in eqn. (4.34) will fail at low frequencies; also that for non-zero γ , both the Q and the dynamic viscosity (eqn. (4.35)) conditions will fail near $\omega^2 \beta^2 \simeq 1$. Eqn. (4.36) is equivalent to demanding paraxial propagation. If these conditions, and hence the unidirectional approximation hold, it is reasonable to set $g^- = 0$. The forward waves $g^+(x, k_y, k_z, \omega)$ then follow

$$\begin{aligned} \partial_x g^+ &= +\nu \kappa_R g^+ - \frac{\nu c^2 \kappa_R}{2\omega^2} \left(1 + \frac{\omega \gamma}{1 - \beta^2 \omega^2} \right) Q \\ &\quad - \frac{\gamma \omega \kappa_R / 2}{1 - \beta^2 \omega^2} g^+ - \frac{k_T^2}{2\kappa_R} g^+. \end{aligned} \quad (4.37)$$

Both here in eqn. (4.37) and in the bidirectional eqn. (4.33) there is a non-zero γ -dependent source term.

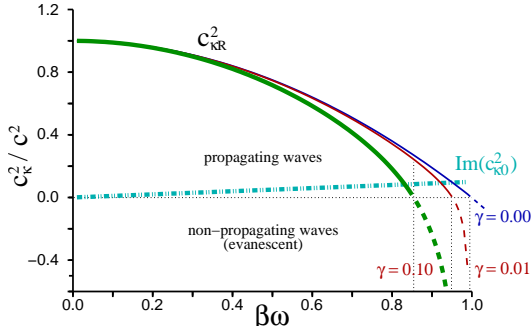


FIG. 6: A comparison of the VWE reference wave speed $c_{\kappa R} = \omega/\kappa_R$ as a function of frequency for different dynamic viscosities γ using the continuous lines; note that $c_{\kappa R} = c_{\kappa 0}$ if $\gamma = 0$. Dashed lines indicate non propagating (evanescent) regimes. The imaginary part of the wave speed squared $c_{\kappa 0}^2$ is indicated by the dash-double-dotted line, for the case where $\gamma = 0.1$. The VWE wave speed for $\gamma = 0$ and $\beta = \beta_s$ is identical to a Stokes' wave speed $c_{\kappa R}$ if γ is set equal to β_s .

C. Discussion

For this combined S/VWE model, just as for the ERE in section III, the wave equation is such that each choice of propagation direction results in reference evolutions that differ both conceptually and in practice. This is evident from the reference wave speeds, which are

$$c_{\Omega}(k)^2 = \Omega(k)^2/k^2 = c^2 / (1 + c^2\beta^2k^2), \quad (4.38)$$

$$c_{\kappa 0}(\omega)^2 = \omega^2/\kappa_0(\omega)^2 = c^2 (1 - \nu\gamma_1\omega - \beta^2\omega^2), \quad (4.39)$$

$$c_{\kappa R}(\omega)^2 = \omega^2/\kappa_R(\omega)^2 = c^2 \frac{(1 - \beta^2\omega^2)^2 - \gamma^2\omega^2}{1 - \beta^2\omega^2}. \quad (4.40)$$

If $\gamma = 0$, all describe the same propagation and are in agreement, despite the difference between the high wavevector limit where $c_{\Omega}(k \rightarrow \infty) \rightarrow 0$ and the transition from propagation to evanescence in $c_{\kappa}(\omega)$ at $\beta^2\omega^2 = 1$. The behaviour of the frequency-dependent forms c_{κ} are shown in fig. 6.

Buckingham [5] takes issue with the physical properties of analytic solutions of the VWE equation, notably its pressure Green's function; this has non-physical high frequency response when $\beta \neq 0$. Since the β^2 term in the VWE has a counterpart in the ERE's eqn. (3.1) (i.e. the b_1 term), the same remarks could also apply to that model. However, if the (physically correct) temporal propagation is chosen, and either eqns. (4.9), or eqn. (4.11) are *integrated forward in time* – the solution has no choice but to be causal. The only spectral information available at a given time t depends on the wavevector k , *not* the frequency ω .

To understand the frequency spectrum, we must obtain a solution to the temporally propagated eqns. (4.9) or (4.11), and analyze the temporal history. That behaviour will be dominated by the reference frequency, which is bounded with $0 \leq \Omega(k) < 1/\beta$. An impulsive Q , (e.g. one proportional to a delta function in time), does

indeed force onto $g(x, t)$ temporal frequency components above the maximum reference frequency $\Omega_{max} = 1/\beta$, *but the natural behaviour of the wave equation itself will not*. It is then the spatial profile of the impulse that reveals how wave disturbances will evolve forward or backward in space, at finite & *bounded* speeds $c_{\Omega}(k) \leq c$. The step discontinuity reported by Buckingham [5] is not a problem with the wave equation, but an image of the impulsive source term driving the velocity potential.

Another issue relates to the case of non-zero γ , where that loss has been incorporated in the reference behaviour. In the discussion in subsection III.D of Buckingham [5], the frequency dependent phase speed diverged as $c_{phase} \simeq 2c\beta^2\omega^3/\gamma$ for large ω ; here this feature can be recovered from the complex $\kappa_0^2(\omega)$, since it is spatial propagation which gives us frequency space properties. However, if loss is excluded from κ_0 (and hence $c_{\kappa 0}$), or is zero, or if the dressed κ_R ($c_{\kappa R}$) is used, then no divergence is seen. Instead the phase speed is pure imaginary, corresponding to evanescent (and not propagating) waves. Perhaps most importantly, the wave speed $c_{\Omega}(k)$ relevant to temporal propagation exhibits no such anomaly.

Indeed, given the difficulty of interpreting complex-valued wave speeds, it can be helpful to explicitly exclude loss-like terms when evaluating phase and group velocities[26]; i.e. only ever calculate real valued wave velocities. Directional decompositions are then ideal, since they extract easily understood reference behaviors from complicated wave equations.

V. CONCLUSION

Temporal and spatial propagation schemes for some typical acoustic wave equations have been compared and contrasted. The comparison enables a better judgment to be made as to which scheme is more practical in a given circumstance – e.g. if reflections are unimportant, a spatially propagated scheme is advantageous due to its more efficient handling of dispersion. Alternatively, for the ERE, temporal propagation incorporates two parameters (b_1, b_2) into its reference $\Omega(k)$, but spatial propagation incorporates only one (b_1) into $\kappa(\omega)$. This suggests that for the ERE that temporal propagation is the natural choice, although if material dispersion were present the judgment might well become less simple.

Factorization methods mean that such comparisons can be made in a very transparent way – structurally similar temporally and spatially propagated wave equations can be compared term by term; just as the exact coupled bidirectional wave equations can be compared with the approximate unidirectional form that results from the single (and physically motivated) “slow evolution” assumption. This enables both quantitative and qualitative judgments to be made as to the significance of approximations, and/or the effect of any “source” terms that perturb or modify the free propagation. Thus these

factorized wave equations have practical advantages for systems that are affected by driving terms, additional material dispersion, or nonlinearity – i.e. effects that make a numerical simulation the most practical way of finding a solution.

The potential for two competing ways of analyzing a situation can also add clarity to debate on specific properties of particular acoustic wave equation. As an example, the apparently non-physical response function for the VWE equation [5] is revealed as an image of the driving impulse, and not of the evolving wave profile. That profile is primarily controlled by $c_{\Omega}(k)$, and not $c_{\kappa}(\omega)$, since to be physically correct the waves must be propagated in time.

In summary, directional decompositions have been

used to highlight the distinction between the physically accurate choice of temporal propagation and the often more convenient spatial propagation of waves. Some typical wave equations, containing terms for loss and with high-order derivatives have been analyzed, and the handling and consequences of these discussed.

Acknowledgments

I acknowledge support from the EPSRC (grant EP/E031463/1) and the Leverhulme Trust (a 2009 *Embedding of Emerging Disciplines* award).

-
- [1] G. Arfken, *Mathematical Methods for Physicists* (Academic Press, San Diego, 1985), 3rd ed., ISBN 0-12-059820-5.
 - [2] V. Porubov, *Amplification of Nonlinear Strain Waves in Solids* (World Scientific, Singapore, 2003).
 - [3] G. G. Stokes, *Trans. Cambridge Philos. Soc.* **8**, 287 (1845).
 - [4] L. van Wijngaarden, *Annu. Rev. Fluid Mech.* **4**, 369 (1972), doi:10.1146/annurev.fl.04.010172.002101.
 - [5] M. J. Buckingham, *J. Acoust. Soc. Am.* **124**, 1909 (2008), doi:10.1121/1.2973231.
 - [6] P. Kinsler, *Phys. Rev. A* **81**, 013819 (2010), arxiv:0810.5689, doi:10.1103/PhysRevA.81.013819.
 - [7] P. Kinsler, *Phys. Rev. A* **81**, 023808 (2010), arxiv:0909.3407, doi:10.1103/PhysRevA.81.023808.
 - [8] V. Grulier, S. Paillasseur, J.-H. Thomas, J.-C. Pascal, and J.-C. L. Roux, *J. Acoust. Soc. Am.* **126**, 2367 (2009), doi:10.1121/1.3216916.
 - [9] J. M. Mari, T. Blu, O. B. Matar, M. Unser, and C. Cachard, *J. Acoust. Soc. Am.* **125**, 2413 (2009), doi:10.1121/1.3087427.
 - [10] J. A. Jensen, *J. Acoust. Soc. Am.* **89**, 182 (1991), doi:10.1121/1.400497.
 - [11] P. M. Morse and K. U. Ingard, *Theoretical Acoustics* (McGraw-Hill, New York, 1968).
 - [12] A. Ferrando, M. Zacaes, P. F. de Cordoba, D. Binosi, and A. Montero, *Phys. Rev. E* **71**, 016601 (2005), doi:10.1103/PhysRevE.71.016601.
 - [13] L. Infeld and T. E. Hull, *Rev. Mod. Phys.* **23**, 21 (1951), doi:10.1103/RevModPhys.23.21.
 - [14] D. V. J. Billgera and P. D. Folkow, *Wave Motion* **37**, 313 (2003), doi:10.1016/S0165-2125(02)00094-X.
 - [15] S. Z. Peng and J. Pan, *J. Acoust. Soc. Am.* **115**, 467 (2004), doi:10.1121/1.1639905.
 - [16] B. L. G. Jonsson and M. Norgrena, *Wave Motion* **47**, 318 (2010), doi:10.1016/j.wavemoti.2009.11.005.
 - [17] G. Pinton, F. Coulouvrat, J.-L. Gennisson, and M. Tanter, *J. Acoust. Soc. Am.* **127**, 683 (2010), doi:10.1121/1.3277190.
 - [18] P. Kinsler, *J. Opt. Soc. Am. B* **24**, 2363 (2007), arxiv:0707.0986, doi:10.1364/JOSAB.24.002363.
 - [19] E. A. Zabolotskaya and R. V. Khokhlov, *Sov. Phys. Acoust.* **15**, 35 (1969).
 - [20] V. P. Kuznetso, *Sov. Phys. Acoust.* **16**, 467 (1971).
 - [21] B. Fornberg, *A Practical Guide to Pseudospectral Methods* (Cambridge University Press, Cambridge, 1996), ISBN 0-521-49582-2.
 - [22] J. C. A. Tyrrell, P. Kinsler, and G. H. C. New, *J. Mod. Opt.* **52**, 973 (2005), doi:10.1080/09500340512331334086.
 - [23] P. Kinsler, S. B. P. Radnor, J. C. A. Tyrrell, and G. H. C. New, *Phys. Rev. E* **75**, 066603 (2007), arxiv:0704.1212, doi:10.1103/PhysRevE.75.066603.
 - [24] P. R. Stepanishen and K. C. Benjamin, *J. Acoust. Soc. Am.* **71**, 803 (1982), doi:10.1121/1.387606, erratum: doi:10.1121/1.388692.
 - [25] E. G. Williams and J. D. Maynard, *J. Acoust. Soc. Am.* **72**, 2020 (1982), URL <http://dx.doi.org/10.1121/1.388633>.
 - [26] P. Kinsler, *Phys. Rev. A* **79**, 023839 (2009), arxiv:0901.2466, doi:10.1103/PhysRevA.79.023839.
 - [27] P. Kolat, B. T. Maruszewski, K. V. Tretiakov, and K. W. Wojciechowski, *Phys. Stat. Sol. B* **247**, 148 (2010), URL <http://dx.doi.org/10.1002/pssb.201083983>.
 - [28] R. Lakes, *Science* **235**, 1038 (1987), doi:10.1126/science.235.4792.1038.
 - [29] P. M. Jordan and C. Feuillade, *Phys. Lett. A* **350**, 56 (2006), doi:10.1016/j.physleta.2005.10.004.
 - [30] A. C. Eringen, *Int. J. Eng. Sci.* **28**, 133 (1990), doi:10.1016/0020-7225(90)90063-O.
 - [31] S. J. Carter, *Phys. Rev. A* **51**, 3274 (1995), doi:10.1103/PhysRevA.51.3274.