

On the condensed density of the zeros of the Cauchy transform of a complex atomic random measure with Gaussian moments

P. Barone

*Istituto per le Applicazioni del Calcolo "M. Picone", C.N.R.,
Via dei Taurini 19, 00185 Rome, Italy
e-mail: piero.barone@gmail.com, p.barone@iac.cnr.it
fax: 39-6-4404306*

Abstract

An atomic random complex measure defined on the unit disk with Normally distributed moments is considered. An approximation to the distribution of the zeros of its Cauchy transform is computed. Implications of this result for solving several moments problems are discussed.

Key words: random determinants, complex exponentials, complex moments problem, logarithmic potentials

Introduction

Let us consider the complex random measure

$$\mathbf{S}(z) = \sum_{j=1}^p \mathbf{c}_j \delta(z - \boldsymbol{\xi}_j), \quad z \in D, \quad \text{Prob}[\boldsymbol{\xi}_j \in D] = 1$$

where D denotes the unit disk and bold characters denote random quantities, and assume that all finite sets of its complex moments

$$\mathbf{d}_k = \int_D z^k d\mathbf{S}(z) = \sum_{j=1}^p \mathbf{c}_j \boldsymbol{\xi}_j^k, \quad k \in \mathbb{N}. \quad (1)$$

have a joint complex Gaussian distribution

$$g(\underline{x}) = \frac{1}{(\pi\sigma^2)^n} e^{-\frac{1}{\sigma^2} \sum_{k=0}^{n-1} |x_k - \mu_k|^2}$$

where $\mu_k = E[\mathbf{d}_k] \in \mathcal{C}$. The Cauchy transform of \mathbf{S} is defined as

$$\mathbf{f}(z) = \int_D \frac{d\mathbf{S}(\zeta)}{z - \zeta} = \sum_{j=1}^p \frac{\mathbf{c}_j}{z - \boldsymbol{\xi}_j}.$$

We are looking for the distribution of the zeros of $\mathbf{f}(z)$.

Some motivations are provided in the following. We notice that, in the deterministic case, $f(z)$ is equal to the derivative of the logarithmic potential

$$L(z) = \log \prod_{j=1}^p (z - \xi_j)^{c_j}.$$

Therefore the zeros of the Cauchy transform are the stationary points of $L(z)$ i.e. the location of the equilibrium points in a field of force due to complex masses c_j at the points ξ_j acting according to the inverse distance law in the plane. These locations were described in [7, Th.(8,2)] as a generalization of Lucas' theorem [7, Th.(6,1)].

It turns out (see e.g. [4,3]) that many difficult inverse problems in a stochastic framework, can be reduced to the estimation of a measure $\mathbf{S}(z)$ from its moments \mathbf{d}_k . This is equivalent to make inference on p , \mathbf{c}_j , $\boldsymbol{\xi}_j$ from \mathbf{d}_k . As $\mathbf{S}(z)$ depends in a highly non linear way on p and $\boldsymbol{\xi}_j$, these are the most critical quantities to estimate. In [4] an approach to cope with this problem was proposed which is based on the estimation of the condensed density of the $\boldsymbol{\xi}_j$, i.e. the poles of $\mathbf{f}(z)$, which is defined as

$$h(z) = \frac{1}{p} E \left[\sum_{j=1}^p \delta(z - \boldsymbol{\xi}_j) \right]$$

or, equivalently, for all Borel sets $A \subset \mathcal{C}$

$$\int_A h(z) dz = \frac{1}{p} \sum_{j=1}^p \text{Prob}(\boldsymbol{\xi}_j \in A).$$

It can be proved that (see e.g. [5])

$$h(z) = \frac{1}{4\pi} \Delta u(z)$$

where Δ denotes the Laplacian operator with respect to x, y if $z = x + iy$ and

$$u(z) = \frac{1}{p} E \left\{ \log \left(\left| \prod_{j=1}^p (z - \boldsymbol{\xi}_j) \right|^2 \right) \right\}$$

is the corresponding logarithmic potential.

However the zeros of $\mathbf{f}(z)$, after the logarithmic potential interpretation, convey information about the $\boldsymbol{\xi}_j$. In the simplest deterministic case of positive c_j and $p = 2$, the only zero of $f(z)$ is the barycenter of ξ_1, ξ_2 to which the weights $\frac{c_2}{c_1+c_2}, \frac{c_1}{c_1+c_2}$ are associated. In the general case a qualitative picture of the zeros location w.r. to the ξ_j is the following: to each couple of ξ_h, ξ_k it corresponds a

zero in a strip connecting ξ_h, ξ_k . The strip shape and the position of the zero in the strip is determined mainly by c_h, c_k : the smaller $|c_h|$ is w.r. to $|c_k|$ the closest the zero is to ξ_h . Therefore knowledge of the zeros provide constraints to ξ_j and c_j useful for estimating them (see fig.1).

In the following a method to estimate the condensed density of the zeros of $\mathbf{f}(z)$ starting from simple statistics which can be computed from a sample of the moments \mathbf{d}_k is given. The idea is to interpret the zeros of $\mathbf{f}(z)$ as the poles of the Cauchy transform of a random measure $\tilde{\mathbf{S}}(z)$ associated to $\mathbf{S}(z)$ through a deterministic one-to-one transformation and to apply the same approximation technique used for estimating the condensed density $h(z)$ of the poles ξ_j in [2,1].

1 Pade' approximants

In [2], in order to compute the condensed density of the poles of $\mathbf{f}(z)$ assuming that the joint distribution of a finite number of moments $\mathbf{d}_0, \dots, \mathbf{d}_{2p-1}$ is Gaussian, a pencil of square random Hankel matrices

$$\mathbf{U}(z) = \mathbf{U}_1 - z\mathbf{U}_0$$

was built from $\mathbf{d}_0, \dots, \mathbf{d}_{2p-1}$ such that ξ_j are its generalized eigenvalues:

$$\mathbf{U}_0 = \begin{bmatrix} \mathbf{d}_0 & \mathbf{d}_1 & \dots & \mathbf{d}_{p-1} \\ \mathbf{d}_1 & \mathbf{d}_2 & \dots & \mathbf{d}_p \\ \cdot & \cdot & \dots & \cdot \\ \mathbf{d}_{p-1} & \mathbf{d}_p & \dots & \mathbf{d}_{2p-2} \end{bmatrix}, \quad \mathbf{U}_1 = \begin{bmatrix} \mathbf{d}_1 & \mathbf{d}_2 & \dots & \mathbf{d}_p \\ \mathbf{d}_2 & \mathbf{d}_3 & \dots & \mathbf{d}_{p+1} \\ \cdot & \cdot & \dots & \cdot \\ \mathbf{d}_p & \mathbf{d}_{p+1} & \dots & \mathbf{d}_{2p-1} \end{bmatrix}$$

This property follows from equation (1) (see e.g. [8, Sec.7.2], [4]). But then

$$\begin{aligned} u(z) &= \frac{1}{p} E \left\{ \log \left(\left| \prod_{j=1}^p (z - \xi_j) \right|^2 \right) \right\} = E \left\{ \log \left(\left| \det[\mathbf{U}_0^{-1} \mathbf{U}_1 - zI_p] \right|^2 \right) \right\} \\ &= E \left\{ \log \left(\left| \det[\mathbf{U}(z)] \right|^2 \left| \det[\mathbf{U}_0^{-1}] \right|^2 \right) \right\}. \end{aligned}$$

By noticing that $\det[\mathbf{U}_0^{-1}]^2$ does not depend on z , and by taking the QR factorization of $\mathbf{U}(z)$ given by Gram-Schmidt algorithm we got

$$h(z) = \frac{1}{4\pi} \Delta u(z) = \frac{1}{4\pi p} \Delta \sum_{k=1}^p E \left\{ \log(\mathbf{R}_{kk}(z))^2 \right\}.$$

The distribution of \mathbf{R}_{kk}^2 , $k = 1, \dots, p$ was then expanded in an uniformly convergent series of generalized Laguerre functions and an explicit expression for $E[\log(\mathbf{R}_{kk})^2]$ and then for $h(z)$ was found. By truncating the series a computable approximation of $h(z)$ was derived as a function of the moments of \mathbf{R}_{kk}^2 .

In order to apply the methods developed in [2] we look for a new moment sequence $\tilde{\mathbf{d}}_k$

$$\tilde{\mathbf{d}}_k = \sum_{j=1}^{p-1} \tilde{c}_j \zeta_j^k, \quad k \in \mathbb{N}$$

and the associated measure

$$\tilde{\mathbf{S}}(z) = \sum_{j=1}^{p-1} \tilde{c}_j \delta(z - \zeta_j)$$

such that ζ_j are the zeros of $\mathbf{f}(z)$. The following theorem holds:

Theorem 1 *Let us define the first k elements $\tilde{\mathbf{d}}$ of the sequence $\tilde{\mathbf{d}}_k$ for all k by*

$$\tilde{\mathbf{d}} = \mathbf{T}^{-1}(\mathbf{d})\underline{e}_1 \tag{2}$$

where

$$\mathbf{T} = \mathbf{T}(\mathbf{d}) = \begin{bmatrix} \mathbf{d}_0 & 0 & \dots & 0 \\ \mathbf{d}_1 & \mathbf{d}_0 & \dots & 0 \\ \dots & \dots & \dots & \dots \\ \mathbf{d}_{k-1} & \mathbf{d}_{k-2} & \dots & \mathbf{d}_0 \end{bmatrix}, \quad \mathbf{d} = \begin{bmatrix} \mathbf{d}_0 \\ \mathbf{d}_1 \\ \dots \\ \mathbf{d}_{k-1} \end{bmatrix}, \quad \underline{e}_1 = \begin{bmatrix} 1 \\ 0 \\ \dots \\ 0 \end{bmatrix}.$$

Then the zeros of $\mathbf{f}(z)$ are the generalized eigenvalues of the $(p-1) \times (p-1)$ pencil $\tilde{\mathbf{U}}(z) = \tilde{\mathbf{U}}_1 - z\tilde{\mathbf{U}}_0$ where

$$\tilde{\mathbf{U}}_0 = \begin{bmatrix} \tilde{\mathbf{d}}_2 & \tilde{\mathbf{d}}_3 & \dots & \tilde{\mathbf{d}}_p \\ \tilde{\mathbf{d}}_3 & \tilde{\mathbf{d}}_4 & \dots & \tilde{\mathbf{d}}_{p+1} \\ \cdot & \cdot & \dots & \cdot \\ \tilde{\mathbf{d}}_p & \tilde{\mathbf{d}}_{p+1} & \dots & \tilde{\mathbf{d}}_{2p-2} \end{bmatrix}, \quad \tilde{\mathbf{U}}_1 = \begin{bmatrix} \tilde{\mathbf{d}}_3 & \tilde{\mathbf{d}}_4 & \dots & \tilde{\mathbf{d}}_{p+1} \\ \tilde{\mathbf{d}}_4 & \tilde{\mathbf{d}}_5 & \dots & \tilde{\mathbf{d}}_{p+2} \\ \cdot & \cdot & \dots & \cdot \\ \tilde{\mathbf{d}}_{p+1} & \tilde{\mathbf{d}}_{p+2} & \dots & \tilde{\mathbf{d}}_{2p-1} \end{bmatrix}.$$

Moreover

$$\tilde{\mathbf{d}}_k = \sum_{j=1}^{p-1} \tilde{c}_j \zeta_j^k, \quad k \in \mathbb{N}. \tag{3}$$

proof. Let us consider the formal random power series

$$\mathbf{F}(z) = \sum_{k=0}^{\infty} \mathbf{d}_k z^{-k} = \sum_{j=1}^p \mathbf{c}_j \sum_{k=0}^{\infty} (\xi_j/z)^k = z\mathbf{f}(z), \quad |z| > 1$$

which can be extended to D by analytic continuation. The Cauchy transform $\mathbf{f}(z)$ can then be seen as the Pade' approximant of $\mathbf{F}(z)$ of orders $p-1, p$, denoted by $[p-1, p]_{\mathbf{F}}(z)$, times z^{-1} . If $[p-1, p]_{\mathbf{F}}(z) = \frac{\mathbf{Q}_{p-1}(z)}{\mathbf{P}_p(z)}$ where $\mathbf{P}_p(z), \mathbf{Q}_{p-1}(z)$ are polynomial of degree $p, p-1$ respectively, the

polynomials $\mathbf{P}_k(z)$ are orthogonal w.r. to the sequence $\{\mathbf{d}_0, \mathbf{d}_1, \dots\}$ [6, Sec. 2.1] and therefore the zeros of $\mathbf{P}_k(z)$ are the generalized eigenvalues of the pencil $\mathbf{U}(z) = \mathbf{U}_1 - z\mathbf{U}_0$.

Let us define the sequence $\tilde{\mathbf{d}}_k$ by the identity

$$\mathbf{F}(z)^{-1} = \sum_{k=0}^{\infty} \tilde{\mathbf{d}}_k z^{-k} \quad (4)$$

which implies that $\forall k \in \mathbb{N}$

$$\mathbf{T}\tilde{\mathbf{d}} = \underline{e}_1$$

The random triangular matrix \mathbf{T} is a.s. invertible as \mathbf{d}_0 is a.s. different from zero. Hence $\tilde{\mathbf{d}}_k$ is well defined. From [6, Cor. 2.7] it follows that the polynomials $\mathbf{Q}_k(z)$ are orthogonal w.r. to the sequence $\{\tilde{\mathbf{d}}_2, \tilde{\mathbf{d}}_3, \dots\}$. Therefore the roots of $\mathbf{Q}_{p-1}(z)$, i.e. the zeros of $\mathbf{f}(z)$, are the generalized eigenvalues of $\tilde{\mathbf{U}}(z)$.

Moreover we notice that the Pade' approximant $[p, p-1]_{\mathbf{F}^{-1}}(z)$ to the reciprocal power series $z\mathbf{F}^{-1}(z)$ is $\frac{1}{[p-1, p]_{\mathbf{F}}(z)}$. Therefore the zeros of $z\mathbf{f}(z) = [p-1, p]_{\mathbf{F}}(z)$ are the poles of $[p, p-1]_{\mathbf{F}^{-1}}(z) = \frac{\mathbf{P}_p(z)}{\mathbf{Q}_{p-1}(z)}$. Because numerator has degree greater than denominator we can divide $\mathbf{P}_p(z)$ by $\mathbf{Q}_{p-1}(z)$ getting

$$[p, p-1]_{\mathbf{F}^{-1}}(z) = \frac{\mathbf{P}_p(z)}{\mathbf{Q}_{p-1}(z)} = \sum_{j=1}^{p-1} \frac{\tilde{\mathbf{c}}_j}{z - \zeta_j} + \mathbf{D}_1(z)$$

where $\mathbf{D}_1(z)$ is a polynomial of degree one. But then

$$[p-2, p-1]_{\mathbf{F}^{-1}}(z) = \sum_{j=1}^{p-1} \frac{\tilde{\mathbf{c}}_j}{z - \zeta_j}$$

and from eq.4, we get $\tilde{\mathbf{d}}_k = \sum_{j=1}^{p-1} \tilde{\mathbf{c}}_j \zeta_j^k$. \square

2 Approximate distribution of the moments of the associated measure

In order to derive the joint density of $\tilde{\mathbf{d}}_0, \dots, \tilde{\mathbf{d}}_{n-1}$ we need the following lemma

Lemma 1 *The transformation $\Phi : \underline{\mathbf{d}} \rightarrow \tilde{\underline{\mathbf{d}}}$ defined by*

$$\tilde{\underline{\mathbf{d}}} = \mathbf{T}^{-1}(\underline{\mathbf{d}})\underline{e}_1 \quad (5)$$

is an involution i.e. $\Phi(\Phi(\underline{\mathbf{d}})) = \underline{\mathbf{d}}$.

proof. The thesis follows by the Toeplitz structure of the matrix \mathbf{T} . \square

Theorem 2 The joint density of $\tilde{\mathbf{d}}_0, \dots, \tilde{\mathbf{d}}_{n-1}$ is given by

$$\tilde{g}(\underline{y}) = \frac{1}{(\pi\sigma^2 y_0^2)^n} e^{-\frac{1}{\sigma^2} \sum_{k=0}^{n-1} |[\Phi^{-1}(\underline{y})]_k - \mu_k|^2}$$

where

$$[\Phi^{-1}(\underline{y})]_k = \frac{(-1)^{k(k+1)/2} H_k^{(-k+2)}}{y_0^{k+1}}$$

and

$$H_k^{(-k+2)} = \det \begin{bmatrix} y_1 & y_2 & \dots & y_{n-1} & y_n \\ y_0 & y_1 & \dots & y_{n-2} & y_{n-1} \\ \cdot & \cdot & \dots & \cdot & \cdot \\ 0 & 0 & \dots & y_0 & y_1 \end{bmatrix}.$$

proof. If $n = 2p$ the joint density of $\mathbf{d}_0, \dots, \mathbf{d}_{n-1}$ is

$$g(\underline{x}) = \frac{1}{(\pi\sigma^2)^n} e^{-\frac{1}{\sigma^2} \sum_{k=0}^{n-1} |x_k - \mu_k|^2}.$$

By Lemma 1, if $\underline{y} = \Phi(\underline{x})$, $\underline{x}, \underline{y} \in \mathcal{O}^n$, the complex Jacobian of the transformation Φ is

$$J_c = \frac{(-1)^n}{y_0^{2n}} = \frac{1}{y_0^{2n}}$$

because n is even. But then, the joint density of $\tilde{\mathbf{d}}_0, \dots, \tilde{\mathbf{d}}_{n-1}$ is

$$\tilde{g}(\underline{y}) = \frac{1}{(\pi\sigma^2 y_0^2)^n} e^{-\frac{1}{\sigma^2} \sum_{k=0}^{n-1} |[\Phi^{-1}(\underline{y})]_k - \mu_k|^2}.$$

The rest of the thesis follows by [6, pg.106]. \square

Theorem 3 In the limit for $\sigma \rightarrow 0$, $\tilde{g}(\underline{y})$ tends to a Dirac measure centered in $\Phi(\underline{\mu})$.

proof. By noticing that $\tilde{g}(\underline{y})$ can be written as

$$\tilde{g}(\underline{y}) = \int \delta(\underline{y} - \Phi(\underline{x})) g(\underline{x}) d\underline{x}$$

in the limit for $\sigma \rightarrow 0$ we get, for every continuous function $\psi(\underline{y})$ with compact support

$$\begin{aligned} \lim_{\sigma \rightarrow 0} \int \tilde{g}(\underline{y}) \psi(\underline{y}) d\underline{y} &= \lim_{\sigma \rightarrow 0} \int \int \delta(\underline{y} - \Phi(\underline{x})) g(\underline{x}) \psi(\underline{y}) d\underline{x} d\underline{y} = \\ \lim_{\sigma \rightarrow 0} \int g(\underline{x}) \left(\int \delta(\underline{y} - \Phi(\underline{x})) \psi(\underline{y}) d\underline{y} \right) d\underline{x} &= \lim_{\sigma \rightarrow 0} \int g(\underline{x}) \psi(\Phi(\underline{x})) d\underline{x} = \\ \int \delta(\underline{x} - \underline{\mu}) \psi(\Phi(\underline{x})) d\underline{x} &= \psi(\Phi(\underline{\mu})). \quad \square \end{aligned}$$

As a consequence of this theorem we can approximate $\tilde{g}(\underline{y})$, in the limit for $\sigma \rightarrow 0$, by a Gaussian centered in $\Phi(\underline{\mu})$ with height

$$\tilde{g}(\Phi(\underline{\mu})) = \frac{1}{(\pi\sigma^2[\Phi(\underline{\mu})]_0^2)^n} = \frac{1}{(\pi\frac{\sigma^2}{\underline{\mu}_0^2})^n}$$

i.e.

$$\tilde{g}(\underline{y}) \approx \frac{\underline{\mu}_0^{2n}}{(\pi\sigma^2)^n} e^{-\frac{\underline{\mu}_0^2}{\sigma^2} \sum_{k=0}^{n-1} |y_k - [\Phi(\underline{\mu})]_k|^2}.$$

3 Approximate condensed density of the zeros

In view of the result of the previous section, we can use the theory developed in [2,1] to find an approximation of the condensed density of the zeros of $\mathbf{f}(z)$. More precisely starting from new data $\tilde{\mathbf{d}}_0, \dots, \tilde{\mathbf{d}}_{n-1}$ that are approximately distributed as a Gaussian, we can compute the QR factorization of the pencil $\tilde{\mathbf{U}}(z)$. The squared diagonal elements $\mathbf{R}_{kk}^2, k = 1, \dots, p-1$ are then (conditionally) distributed as quadratic forms in Normal variables and then their distribution can be approximated by a random variable whose density $f_k(y)$ admits a uniformly convergent Laguerre series ([2, Th.1])

$$f_k(y) = b_0^{(k)} \frac{y^{\alpha_k-1} e^{-y/\beta_k}}{\beta_k^{\alpha_k} \Gamma(\alpha_k)} + \frac{y^{\alpha_k-1} e^{-y/\beta_k}}{\beta_k^{\alpha_k} \Gamma(\alpha_k)} \sum_{m=1}^{\infty} b_m^{(k)} L_m(y/\tau_k, \alpha_k).$$

But then $E[\log(\mathbf{R}_{kk})^2]$ can be approximated by taking the expectation of each term of the series which can be computed in closed form giving

$$E \left\{ \log |\mathbf{R}_{kk}(z)|^2 \right\} \approx b_0^{(k)}(z) [\log \beta_k(z) + \Psi(\alpha_k(z))] + \sum_{m=1}^{\infty} b_m^{(k)}(z) \sum_{h=0}^m c_{hm} \frac{\Gamma(\alpha_k(z) + h)}{\Gamma(\alpha_k(z))} \left(\frac{\beta_k(z)}{\tau_k(z)} \right)^h [\log \beta_k(z) + \Psi(\alpha_k(z) + h)]$$

where c_{hm} are the coefficient of the Laguerre polynomials, $b_m^{(k)}(z)$ are the coefficient of the Laguerre expansion, $\alpha_k(z), \beta_k(z)$ are the parameters of the Gamma density which is the first term of the series for $f_k(y)$, and $\Psi(\cdot)$ is the logarithmic derivative of the Gamma function.

The estimate of the condensed density of the zeros of $\mathbf{f}(z)$ is then obtained by truncating the series after the first term, replacing $\alpha_k(z)$ by convenient estimates, and $\beta_k(z)$ by $\beta > 0$ which turns out to be a smoothing parameter ([2, Sec.3]):

$$\hat{h}(z) \propto \sum_{k=1}^{p-1} \hat{\Delta} \left(\Psi \left[\left(\frac{\hat{R}_{kk}^2(z)}{\sigma^2 \beta} + 1 \right) \right] \right)$$

where $\hat{\Delta}$ is the discrete Laplacian, and $\hat{R}_{kk}^2(z)$ is obtained by the QR factorization of a realization of the pencil $\tilde{\mathbf{U}}(z)$.

4 Simulation results

To appreciate the goodness of the approximation to the density of \mathbf{R}_{kk}^2 provided by the truncated Laguerre expansion, for $n = 74$, $N = 10^6$ independent realizations $d_k^{(r)}$, $k = 1, \dots, n$, $r = 1, \dots, N$ of the r.v. \mathbf{d}_k were generated by the equation

$$d_k^{(r)} = s_k + \epsilon_j^{(r)}, \quad s_k = \sum_{j=1}^{p^*} c_j \xi_j^k$$

where $\epsilon_j^{(r)}$ are independent realizations of zero mean Gaussian variables with standard deviation $\sigma = 0.2$, $p^* = 5$ and

$$\underline{\xi} = \left[e^{-0.1 - i2\pi 0.3}, e^{-0.05 - i2\pi 0.28}, e^{-0.0001 + i2\pi 0.2}, e^{-0.0001 + i2\pi 0.21}, e^{-0.3 - i2\pi 0.35} \right]$$

$$\underline{c} = [6, 3, 1, 1, 20].$$

The matrix $T^{(r)}$ based on $d_k^{(r)}$ was formed and the linear system (2) was solved for the new moments $\tilde{d}_k^{(r)}$, $k = 1, \dots, n$, $r = 1, \dots, N$. The $(p-1) \times (p-1)$ matrices $\tilde{U}_0^{(r)}$, $\tilde{U}_1^{(r)}$ based on $\tilde{d}_k^{(r)}$ were computed. The matrix $\tilde{U}_1^{(r)} - z\tilde{U}_0^{(r)}$ with $z = \cos(1) + i0.8$ was formed, its QR decomposition and the first 10 empirical moments $\hat{\gamma}_j$ were computed. Estimates of the first 10 coefficients of the Laguerre expansion were then computed by ([9])

$$\hat{\alpha}_k = \frac{\hat{\gamma}_1^2}{\hat{\gamma}_2 - \hat{\gamma}_1^2}, \quad \hat{\beta}_k = \frac{\hat{\gamma}_2 - \hat{\gamma}_1^2}{\hat{\gamma}_1}$$

$$\hat{b}_h^{(k)} = (-1)^h \Gamma(\hat{\alpha}_k) \sum_{j=0}^h (-1)^j \binom{h}{j} \frac{\hat{\gamma}_{h-j}}{\Gamma(\hat{\alpha}_k + h - j)}, \quad \hat{\gamma}_0 = 1, \quad h = 1, \dots, 10$$

The one term and ten terms approximations of the density were then computed and compared with the empirical density of \mathbf{R}_{kk}^2 for $k = 1, \dots, p$. The results are given in fig.2. In the top left part the real part of one realization of the transformed data \tilde{d}_k and transformed signal \tilde{s}_k are plotted. In the top right part the L_2 norm of the difference between the empirical density of \mathbf{R}_{kk}^2 , $k = 1, \dots, p$ computed by MonteCarlo simulation and its approximation obtained by truncating the series expansion of the density after the first term and after the first 10 terms is given. In the bottom left part the density of \mathbf{R}_{kk}^2 , $k = 35$, approximated by the first term of its series expansion and the empirical density are plotted. In the bottom right part the density of \mathbf{R}_{kk}^2 , $k = 35$, approximated by the first 10 terms of its series expansion and the empirical density are plotted. It can be noticed that the first order approximation is quite good even if it becomes worse for large k .

To appreciate the advantage of the closed form estimate $\hat{h}(z)$ with respect to an estimate of the condensed density obtained by MonteCarlo simulation an experiment was performed. $N = 100$ independent realizations of the r.v. generated above were considered.

An estimate of $h(z)$ was computed on a square lattice of dimension $m = 100$ by

$$\hat{h}(z) \propto \sum_{r=1}^N \sum_{k=1}^p \hat{\Delta} \left\{ \Psi \left[\left(\frac{R_{kk}^{(r)}(z)^2}{\sigma^2 \beta} + 1 \right) \right] \right\}$$

where $R^{(r)}(z)$ is obtained by the QR factorization of the matrix $\tilde{U}_1^{(r)} - z\tilde{U}_0^{(r)}$. In the top part of fig.3 the estimate of $h(z)$ obtained by Monte Carlo simulation is plotted. In the bottom part the smoothed estimates $\hat{h}(z)$ for $\sigma = 0.2$ and $\beta = 5n$ based on a single realization was plotted.

We notice that by the proposed method we get an improved qualitative information with respect to that obtained by replicated measures. This is an important feature for applications where usually only one data set is measured.

References

- [1] BARONE, P. (2011). A generalization of Bartlett's decomposition, *Stat. Prob. Letters*, **81** 371-381
- [2] BARONE, P. (2010). On the condensed density of the generalized eigenvalues of pencils of Hankel Gaussian random matrices and applications *arXiv:0801.3352*.
- [3] BARONE, P. (2010). Estimation of a new stochastic transform for solving the complex exponentials approximation problem: computational aspects and applications, *Digital Signal Process.*, **20,3** 724-735
- [4] BARONE, P. (2008). A new transform for solving the noisy complex exponentials approximation problem, *J. Approx. Theory* **155** 127.
- [5] BARONE, P. (2005). On the distribution of poles of Pade' approximants to the Z-transform of complex Gaussian white noise, *J. Approx. Theory* **132** 224-240.
- [6] BREZINSKI, C. *Pade'-type approximation and general orthogonal polynomials*, Birkhauser, Basel, 1980
- [7] MARDEN, M., *The geometry of the zeros of a polynomial in a complex variable*, Am.Math.Soc., New York, 1949
- [8] HENRICI, P., *Applied and computational complex analysis vol.I*, John Wiley, New York, 1977.
- [9] SANJEL, D., BALAKRISHNAN, N. (2008). A Laguerre polynomial approximation for a goodness-of-fit test for exponential distribution based on progressively censored data, *J. Stat. Comput. Simul.* **78** 503-513.

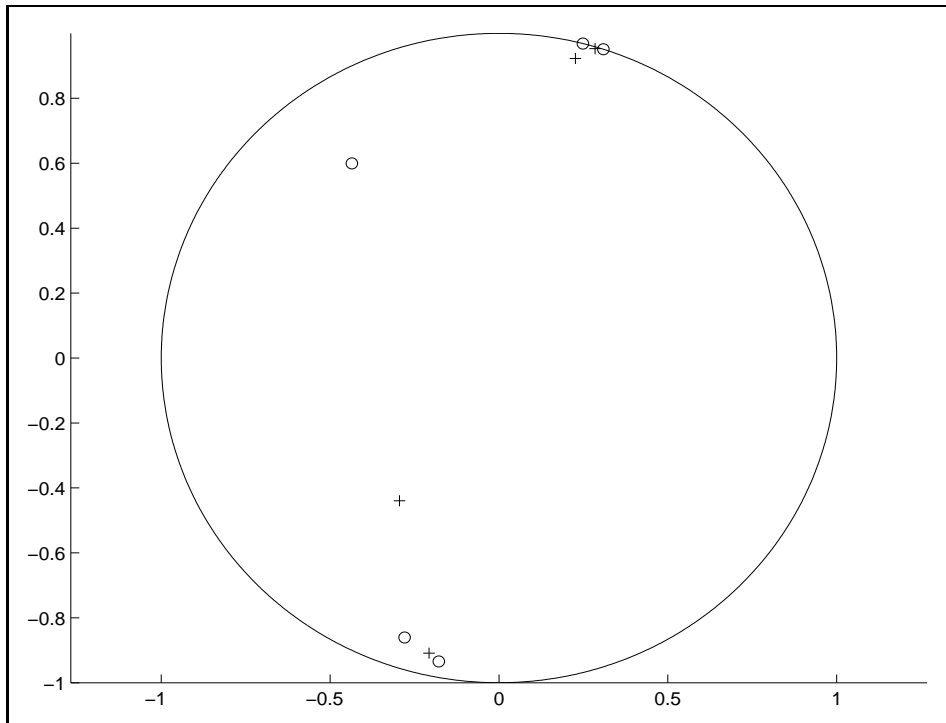


Fig. 1. Poles (circles) and zeros (plus) of $f(z)$ corresponding to $\underline{\xi} = [e^{-0.3-i2\pi 0.35}, e^{-0.1-i2\pi 0.3}, e^{-0.05-i2\pi 0.28}, e^{-0.0001+i2\pi 0.2}, e^{-0.0001+i2\pi 0.21}]$, $\underline{\rho} = [20, 6, 3, 1, 1]$

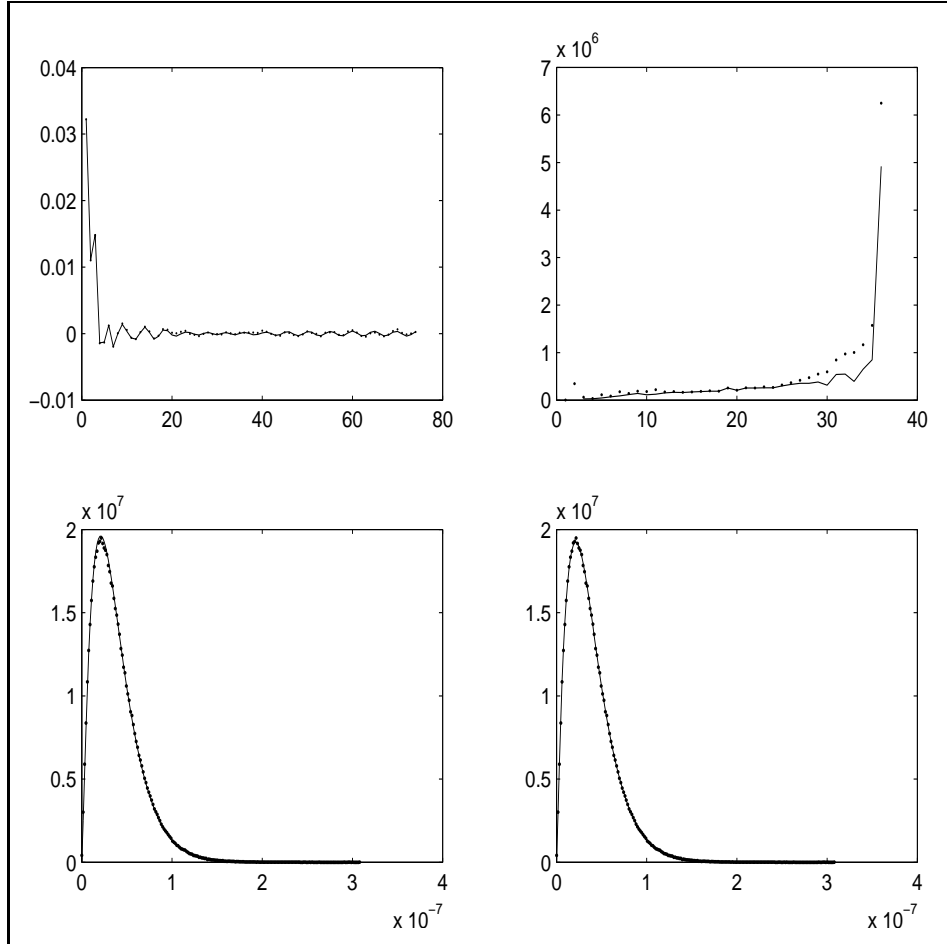


Fig. 2. Top left: real part of the transformed signal (solid) and transformed data (dotted) with $\sigma = 0.2$; top right: L_2 norm of the difference between the empirical density of $\mathbf{R}_{kk}^2, k = 1, \dots, 35$ computed by MonteCarlo simulation with 10^6 samples and its approximation obtained by truncating the series expansion of the density after the first term (dotted) and after the first 10 terms (solid); bottom left: density of $\mathbf{R}_{kk}^2, k = 35$, approximated by the first term of its series expansion (solid), empirical density (dotted); bottom right: density of $\mathbf{R}_{kk}^2, k = 35$, approximated by the first 10 terms of its series expansion (solid), empirical density (dotted).





Fig. 3. Top: Monte Carlo estimate of the condensed density when $\sigma = 0.2$ based on 100 samples; bottom: estimate of the condensed density by the closed form approximation with $\beta = 14$ based on one sample.