

Closed form solution for a double quantum well using Gröbner basis

A Acus†, A Dargys‡§

† Vilnius University, Institute of Theoretical Physics and Astronomy, A. Goštauto 12, LT-01108 Vilnius, Lithuania

Vilnius Pedagogical University, Studentu 39, LT-08106 Vilnius, Lithuania

‡ Center for Physical Sciences and Technology, Semiconductor Physics Institute, A. Goštauto 11, LT-01108 Vilnius, Lithuania

E-mail: dargys@pfi.lt

Abstract. Analytical expressions for spectrum, eigenfunctions and dipole matrix elements of a square double quantum well (DQW) are presented for a general case when the potential in different regions of the DQW has different heights and effective masses are different. This was achieved by Gröbner basis algorithm which allows to disentangle the resulting coupled polynomials without explicitly solving the transcendental eigenvalue equation.

PACS numbers: 73.20.P, 73.20.D, 78.66, 03.65.G

Keywords: Heterostructures, Double quantum well, Eigenfunctions, Gröbner basis, Optical dipole matrix element, Closed form solution

Submitted to: *Phys. Scr.*

1. Introduction

The square double quantum well (DQW) often is used as a toy model to demonstrate the interaction between quantized energy levels due to particle tunneling through a potential barrier separating individual wells [1, 2, 3, 4, 5, 6]. Recently the DQW model had attracted considerable attention in semiconductor heterostructure physics because of its applications in nanoelectronics [7, 8, 9]. The tunneling conductance properties of semiconducting DQW devices as well as drag effects that result from interaction between electrons moving at different velocities in different wells was recently discussed, for example, in review articles [10, 11].

Appearance of transcendental equations that describe DQW spectrum limits direct application of analytical methods in tackling the eigenfunction problems. Initially the problem of finding the eigenfunctions has been solved by perturbation theory assuming that energy level splitting due to tunneling is small [1]. The most recent analytical approach heavily relies on symmetry properties of the DQW [6]. Of course, this restriction can be relaxed by resorting to numerical methods [2, 4, 6, 8, 12]. However, in many cases a knowledge of analytical form of the wave function is more preferable. For example, in the wave packet dynamics problems the closed form solution allows one to construct a direct superposition of eigenfunctions to make a computational task easy. Here we demonstrate that one can push the problem further and calculate the relevant eigenfunctions exactly by exploiting a computer based Gröbner basis algorithm [13]. In sections 2 and 3 the spectrum and eigenfunctions of a general DQW are calculated using the Gröbner basis, and in section 4 the results are applied to find closed form expression for optical dipole matrix element of the DQW.

2. Spectrum

The one-dimensional DQW with flat potentials in each of regions 1 – 5, as shown in figure 1, is described by the following piecewise function of coordinate x

$$V(x) = \begin{cases} V_c & \text{if } x < 0 \\ 0 & \text{if } 0 \leq x \leq a \\ V_b & \text{if } a < x < a + b \\ 0 & \text{if } a + b \leq x \leq 2a + b \\ V_c & \text{if } x > 2a + b \end{cases}, \quad (2.1)$$

where V_c is the confining potential (referenced from the bottom of wells) and V_b is the height of central barrier separating two identical quantum wells. The mirror symmetry of the system ensures that the quantum states of such a DQW have either even or odd parity.

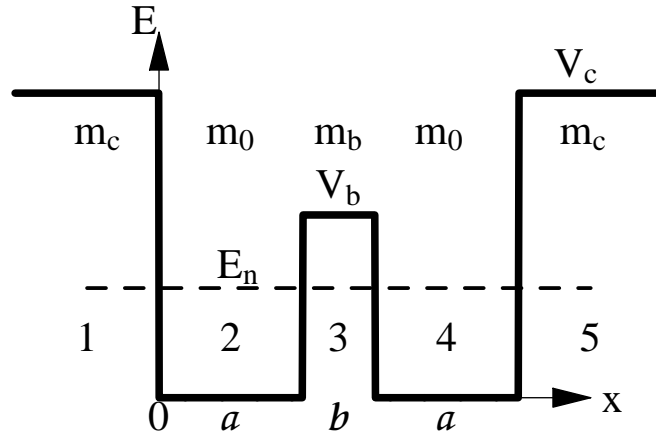


Figure 1. Symmetric double quantum well with central barrier of width b and height V_b . The eigenenergy E_n is referenced from the bottom of wells of width a . Electron effective mass in regions 1 – 5 is assumed to be different.

Only bound states will be considered here. These states can be normalized to unity over entire x axis. The wave function $\psi(x)$ in the regions 1 – 5 has the following shapes:

$$\begin{aligned}
 \psi_1 &= B_1 e^{\chi_c x}, \\
 \psi_2 &= A_1 \sin kx + C_1 \cos kx, \\
 \psi_3 &= B_2 e^{\chi_b(a-x)} + B_3 e^{-\chi_b(a+b-x)}, \\
 \psi_4 &= A_2 \sin k(2a+b-x) + C_2 \cos k(2a+b-x), \\
 \psi_5 &= B_4 e^{\chi_c(2a+b-x)},
 \end{aligned} \tag{2.2}$$

where k is the free-electron wave vector, $k = \sqrt{2m_0 E/\hbar^2}$, in the quantum wells of width a . The energy E is referenced from the bottom of the wells. The wave vectors of evanescent waves in the exponents are $\chi_b = \sqrt{(2m_b/\hbar^2)(V_b - E)}$ and $\chi_c = \sqrt{(2m_c/\hbar^2)(V_c - E)}$, where we have introduced different electron masses, namely, m_0 inside the wells, m_b in the barrier and m_c in the confining potential. This is typical to semiconductor heterostructures, where the DQW is made of nanometer layers having different forbidden energy gaps. As a result, the electron effective mass depends on coordinate x .

In equations (2.2) there are eight unknown coefficients that must be calculated. Because of symmetry, the number of coefficients, in fact, can be reduced. However we shall not do this since the Gröbner basis algorithm will take account of symmetry properties of polynomials automatically. The standard BenDaniel-Duke boundary condition [14] which takes into account mass difference on right (r) and left (l) sides of the potential step at coordinates $X = 0$, $X = a$, $X = a + b$ and $X = 2a + b$ will be used

$$\psi_r(X^+) = \psi_l(X^-), \tag{2.3a}$$

$$\frac{1}{m_r} \frac{\partial \psi_r}{\partial x} \Big|_{X^+} = \frac{1}{m_l} \frac{\partial \psi_l}{\partial x} \Big|_{X^-}. \tag{2.3b}$$

Equations (2.2) and the boundary conditions yield the system of eight linearly dependent equations

$$B_1 - C_1 = 0, \quad -A_1 k/m_0 + B_1 \chi_c/m_c = 0, \quad (2.4a)$$

$$-B_2 - B_3 e^{-b\chi_b} + A_1 \sin ak + C_1 \cos ak = 0, \quad (2.4b)$$

$$(B_2 \chi_b - B_3 \chi_b e^{-b\chi_b})/m_b + (A_1 k \cos ak - C_1 k \sin ak)/m_0 = 0, \quad (2.4c)$$

$$B_3 + B_2 e^{-b\chi_b} - A_2 \sin ak - C_2 \cos ak = 0, \quad (2.4d)$$

$$(B_3 \chi_b - B_2 \chi_b e^{-b\chi_b})/m_b + (A_2 k \cos ak - C_2 k \sin ak)/m_0 = 0, \quad (2.4e)$$

$$-B_4 + C_2 = 0, \quad -A_2 k/m_0 + B_4 \chi_c/m_c = 0. \quad (2.4f)$$

The determinant D that follows from this system determines the spectrum of discrete energy levels of DQW. The symmetry of the problem ensures the factorization of the determinant

$$D = -m_0^{-4} m_c^{-2} m_b^{-2} e^{-2b\chi_b} D_s D_a = 0, \quad (2.5)$$

where D_s and D_a refer, respectively, to symmetric and antisymmetric states,

$$D_s = -km_0[(\chi_c m_b - \chi_b m_c) + e^{b\chi_b}(\chi_c m_b + \chi_b m_c)] \cos ak + \\ [(k^2 m_b m_c + \chi_b \chi_c m_0^2) + e^{b\chi_b}(k^2 m_b m_c - \chi_b \chi_c m_0^2)] \sin ak, \quad (2.6)$$

$$D_a = km_0[(\chi_c m_b - \chi_b m_c) - e^{b\chi_b}(\chi_c m_b + \chi_b m_c)] \cos ak - \\ [(k^2 m_b m_c + \chi_b \chi_c m_0^2) - e^{b\chi_b}(k^2 m_b m_c - \chi_b \chi_c m_0^2)] \sin ak. \quad (2.7)$$

To advance further the transcendental equations $D_s(k) = 0$ and $D_a(k) = 0$ which determine, in turn, the spectrum of symmetric and antisymmetric discrete energy levels have to be solved explicitly. Unfortunately these transcendental equation only can be solved by numerical methods. If DQW parameter values are known, then roots of (2.6) and (2.7) define the spectrum of all wave vectors k_n , or equivalently discrete eigenenergies $E_n = \hbar^2 k_n^2 / 2m_0$ of the DQW, where n is the energy level index.

In a special case when the DQW heterostructure is fabricated from two types of nanolayers (labelled b and 0) we have that $V_c = V_b$ and $m_c = m_b$. Then $\chi_c = \chi_b$, and the determinants (2.6) and (2.7) simplify to

$$D_{s,a} = -2k\chi_b m_0 m_b e^{b\chi_b} \cos ak \pm \\ [(k^2 m_b^2 + \chi_b^2 m_0^2) + e^{b\chi_b}(k^2 m_b^2 - \chi_b^2 m_0^2)] \sin ak = 0, \quad (2.8)$$

where plus/minus signs correspond to symmetric/antisymmetric states. When $m_0 = m_b$ further simplification is possible

$$D_{s,a} = 2 \cos ak + (\xi - \xi^{-1}) \sin(ak) \pm (\xi + \xi^{-1}) \sin(ak) e^{-\chi b} = 0, \quad (2.9)$$

where now $k = \sqrt{2m_0 E} / \hbar$, $\chi = \sqrt{2m_0(V - E)} / \hbar$ and $\xi = \chi/k = \sqrt{(V - E)/E}$. Here the plus/minus sign corresponds to the antisymmetric/symmetric state relative to the center of the DQW structure, respectively. The expression (2.9) can be found in references [7, 12], where the energy in the presented formulae is counted from the top of the wells. When the barrier width $b \rightarrow \infty$, equation (2.9) goes back to the well known formula for an isolated quantum well.

When the particle energy E is larger than the height V_b of the barrier but smaller than the confining potential, $V_b < E < V_c$, the particle still remains localized. The only difference is that in the regions 2–4 wave function now oscillates, i.e. the eigenfunctions $\psi(x)$ here are described by trigonometric functions only. It is easy to see that the above solution at $E < V_b$ remains valid if we account for hyperbolic functions properties $\sinh(i\chi_2) = i \sin \chi_2$, $\cosh(i\chi_2) = \cos \chi_2$ and notice that in this case χ_b can be replaced by $i\chi_b = i\sqrt{(2m_0/\hbar^2)(E - V_b)}$.

3. Eigenfunctions

The coefficients in the wave function (2.2) depend on k_n . Since the spectrum k_n (or $E_n = \hbar^2 k_n^2 / 2m_0$) is determined by roots of the transcendental equations (2.6) and (2.7), one is obliged to solve these equations using numerical methods. Nonetheless, as we shall see, the eigenfunctions can be explicitly calculated with the help of Gröbner basis algorithm [13, 15] without any reference to the roots at all. Roughly speaking, a Gröbner basis for a system of polynomial equations is a different system of simpler polynomials having the same roots as the original ones. Calculation of the Gröbner basis to some extent resembles reduction of square matrix to triangular matrix. For further calculations it is convenient to introduce the following half angle variables

$$x = \tan(bk/2), \quad y = \tan(ak/2) \quad (3.1)$$

and express sine and cosine functions in (2.4a)–(2.4f) and (2.6) (or (2.7) in case of antisymmetric eigenfunctions) through polynomial variables x and y ,

$$\begin{aligned} \sin ak &= \frac{2x}{1+x^2}, & \cos ak &= \frac{1-x^2}{1+x^2}, \\ \sin bk &= \frac{2y}{1+y^2}, & \cos bk &= \frac{1-y^2}{1+y^2}. \end{aligned} \quad (3.2)$$

Calculating Gröbner basis for coefficients A, B and C and requesting that new variables x and y to be eliminated, the *Mathematica* program generates basis which consists of 146 polynomials. However, it should be stressed that the program can find the Gröbner basis only if the spectrum equation, either (2.6) or (2.7) is appended to the original polynomial system (2.4a)–(2.4f). The following simplest polynomials were selected for symmetric states

$$\begin{aligned} A_1 &= A_2 = C_{2s} \frac{\chi_c m_0}{k m_c}, \\ B_1 &= B_4 = C_1 = C_{2s}, \\ B_2 &= B_3 = \frac{\pm C_{2s} m_b e^{b\chi_b} \sqrt{k^2 m_c^2 + \chi_c^2 m_0^2}}{m_c [k^2 m_b^2 (1 + e^{b\chi_b})^2 + \chi_b^2 m_0^2 (-1 + e^{b\chi_b})^2]^{1/2}}, \end{aligned} \quad (3.3)$$

where C_2 was replaced by C_{2s} to identify the state symmetry. The choice of sign of B_2 and B_3 coefficients has to ensure derivative continuity at points a and $a + b$. It is straightforward to check that the solution (3.3) indeed satisfies the initial equations (2.4a)–(2.4f). In (3.3) all amplitudes are expressed through a single

coefficient C_{2s} , which in turn can be found from the normalization condition of the total wave function $\psi(x)$. The integration over x axis gives the normalization constant in the form

$$C_{2s} = km_c(G_1 + G_2)^{-1/2} \quad (3.4)$$

where

$$G_1 = \chi_c^{-1}[k^2 m_c^2(1 + a\chi_c) + m_0 \chi_c^2(m_c + m_0 a\chi_c)], \quad (3.5)$$

$$G_2 = \frac{m_b(k^2 m_c^2 + \chi_c^2 m_0^2)[b\chi_b k^2 m_b + (k^2 m_b + \chi_b^2 m_0) \sinh b\chi_b]}{\chi_b[k^2 m_b^2 - \chi_b^2 m_0^2 + (k^2 m_b^2 + \chi_b^2 m_0^2) \cosh b\chi_b]}. \quad (3.6)$$

If all masses are assumed to be equal ($m_0 = m_b = m_c = 1$) the normalization constant simplifies to

$$C_{2s} = \sqrt{\chi_b} \left[\left(1 + \frac{\chi_c^2}{k^2}\right) \left(a\chi_b + \frac{\chi_b^2}{\chi_c^2} + \frac{b\chi_b k^2 + (k^2 + \chi_b^2) \sinh b\chi_b}{k^2 - \chi_b^2 + (k^2 + \chi_b^2) \cosh b\chi_b}\right) \right]^{-1/2}. \quad (3.7)$$

Quite similar calculation for antisymmetric ($C_2 \rightarrow C_{2a}$) states yields

$$\begin{aligned} -B_1 = B_4 = -C_1 = C_{2a}, \quad -A_1 = A_2 = C_{2a} \frac{\chi_c m_0}{km_c}, \\ -B_2 = B_3 = \frac{\pm C_{2a} m_b e^{b\chi_b} (k^2 m_c^2 + \chi_c^2 m_0^2)^{1/2}}{m_c [k^2 m_b^2 (-1 + e^{b\chi_b})^2 + \chi_b^2 m_0^2 (1 + e^{b\chi_b})^2]^{1/2}}, \end{aligned} \quad (3.8)$$

where the choice of sign again follows from the derivative continuity condition. The normalization constant in this case is

$$C_{2a} = km_c(H_1 + H_2)^{-1/2}, \quad (3.9)$$

where

$$H_1 = \chi_c^{-1}[k^2 m_c^2(1 + a\chi_c) + m_0 \chi_c^2(m_c + m_0 a\chi_c)], \quad (3.10)$$

$$H_2 = \frac{m_b(k^2 m_c^2 + \chi_c^2 m_0^2)[-b\chi_b k^2 m_b + (k^2 m_b + \chi_b^2 m_0) \sinh b\chi_b]}{\chi_b[-k^2 m_b^2 + \chi_b^2 m_0^2 + (k^2 m_b^2 + \chi_b^2 m_0^2) \cosh b\chi_b]}. \quad (3.11)$$

When all masses becomes equal the normalization constant C_{2a} reduces to

$$C_{2a} = \sqrt{\chi_b} \left[\left(1 + \frac{\chi_c^2}{k^2}\right) \left(a\chi_b + \frac{\chi_b^2}{\chi_c^2} + \frac{-b\chi_b k^2 + (k^2 + \chi_b^2) \sinh b\chi_b}{-k^2 + \chi_b^2 + (k^2 + \chi_b^2) \cosh b\chi_b}\right) \right]^{-1/2}. \quad (3.12)$$

As far as a more general non symmetric DQW problem concerns, the calculations of the Gröbner basis indicates that, in contrast to solutions (3.3) and (3.8), at least one of the coefficients A , B , or C includes the trigonometric functions. In this case the determinant D does not factorize to symmetric and asymmetric parts either.

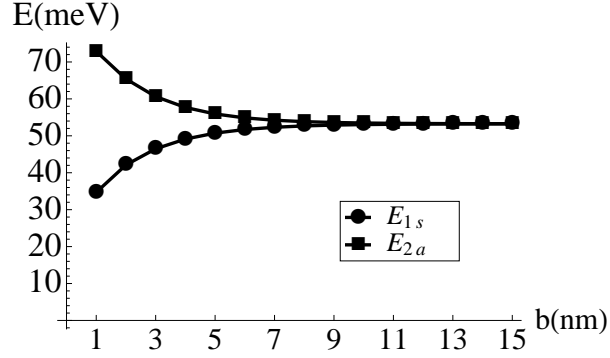


Figure 2. The energies of GaAs/Ga_{0.8}Al_{0.2}As DQW as a functions of the central barrier width at $a = 6$ nm.

4. Dipole matrix element

The knowledge of eigenfunctions allows one to carry on with analytical calculations. As an example we shall find closed form expression for dipole matrix elements between even $\psi_s(k_n, x)$ and odd $\psi_a(k_m, x)$ discrete states

$$d_{ns,ma} = \int_{-\infty}^{+\infty} \psi_s^*(k_n, x) \left(x - a - \frac{b}{2} \right) \psi_a(k_m, x) dx = 2d_1 + 2d_2 + d_3. \quad (4.1)$$

Here the subscripts s and a refer to, respectively, even and odd symmetry states and d_i is the contribution of the i -th region indicated in the figure 1. For a general case the expressions for dipole components $d_{ns,ma}$ are rather complicated [16]. For simplicity below we present the expressions for the case when masses in all regions are equal, $m_c = m_b = m_0$ and the central and confining barrier heights coincide, $\chi_c = \chi_b = \chi$. Since the energy of symmetric and antisymmetric states differ the wave vectors k and χ are supplied by indices s and a . Thus the dipole expression have two kind of the wave vectors k_s and k_a , and evanescent modes χ_s and χ_a .

In the first and fifth regions the contribution to dipole is

$$d_1 = d_5 = d_{1N}/d_{1D}, \quad (4.2)$$

where

$$\begin{aligned} d_{1N} &= k_s k_a [2 + (2a + b)(\chi_s + \chi_a)] r_s r_a, \\ r_s &= \sqrt{\chi_s [(k_s^2 - \chi_s^2) + (k_s^2 + \chi_s^2) \cosh b\chi_s]}, \\ r_a &= \sqrt{\chi_a [-(k_a^2 - \chi_a^2) + (k_a^2 + \chi_a^2) \cosh b\chi_a]}, \end{aligned} \quad (4.3)$$

and

$$\begin{aligned} d_{1D} &= 2(\chi_s + \chi_a)^2 \sqrt{(k_s^2 + \chi_s^2)(k_a^2 + \chi_a^2)} \delta_s \delta_a, \\ \delta_s &= \left(-\chi_s^2(1 + a\chi_s) + k_s^2[1 + (a + b)\chi_s] + \right. \\ &\quad \left. (k_s^2 + \chi_s^2)[(1 + a\chi_s) \cosh b\chi_s + \sinh b\chi_s] \right)^{1/2}, \\ \delta_a &= \left(\chi_a^2(1 + a\chi_a) - k_a^2[1 + (a + b)\chi_a] + \right. \end{aligned} \quad (4.4)$$

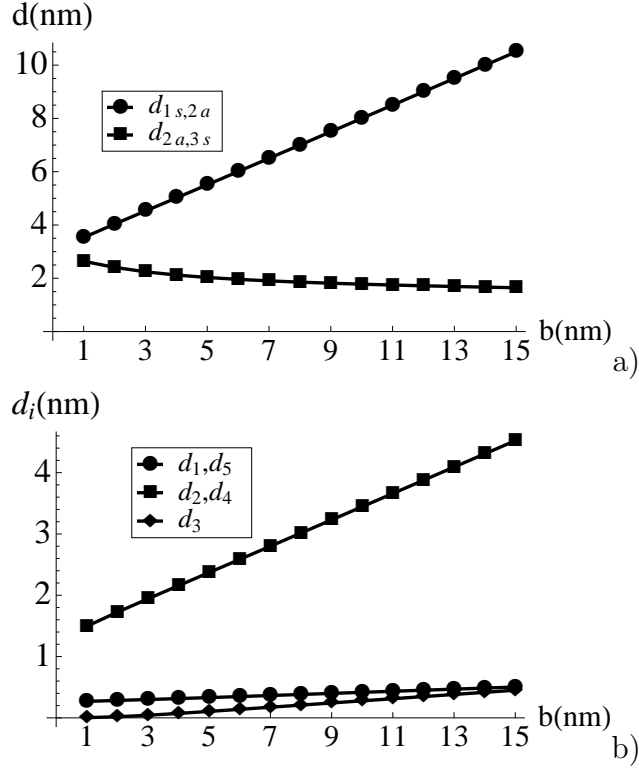


Figure 3. a) Dipole matrix elements $d_{1s,2a}$ and $d_{2a,3s}$ as a function of barrier width b . b) Contribution of individual regions to dipole matrix $d_{1s,2a}$.

$$(k_a^2 + \chi_a^2) [(1 + a\chi_a) \cosh b\chi_a + \sinh b\chi_a]^{1/2}.$$

In the second region it is

$$d_2 = d_{2N}/d_{2D}, \quad (4.5)$$

where

$$\begin{aligned} d_{2N} &= -\frac{1}{2} r_s r_a [(k_s - k_a)^2 (p_1 - p_3) - (k_s + k_a)^2 (p_2 - p_4)], \\ p_1 &= [b(k_s + k_a)(k_s \chi_a + k_a \chi_s) + 2k_s k_a - 2\chi_s \chi_a] \cos a(k_s + k_a), \\ p_2 &= [b(k_s - k_a)(k_s \chi_a - k_a \chi_s) - 2k_s k_a - 2\chi_s \chi_a] \cos a(k_s - k_a), \\ p_3 &= [b(k_s + k_a)(k_s k_a - \chi_s \chi_a) - 2k_s \chi_a - 2k_a \chi_s] \sin a(k_s + k_a), \\ p_4 &= [b(k_a - k_s)(k_s k_a + \chi_s \chi_a) + 2k_a \chi_s - 2k_s \chi_a] \sin a(k_s - k_a), \\ d_{2D} &= \frac{(k_s^2 - k_a^2)^2}{(\chi_s + \chi_a)^2} d_{1D}. \end{aligned} \quad (4.6)$$

One can see that trigonometric functions, which will give oscillations of matrix elements vs. the well width, appear only here.

The third (barrier) region contribution to dipole is

$$d_3 = d_{3N}/d_{3D}, \quad (4.8)$$

where

$$\begin{aligned} d_{3N} &= -4e^{\frac{1}{2}b(\chi_s + \chi_a)} k_s k_a r_s r_a \left[v_1 \cosh \frac{b\chi_a}{2} + v_2 \sinh \frac{b\chi_a}{2} \right], \\ v_1 &= -b\chi_a (\chi_s^2 - \chi_a^2) \cosh \frac{b\chi_s}{2} + 4\chi_s \chi_a \sinh \frac{b\chi_s}{2}, \\ v_2 &= -2(\chi_a^2 + \chi_s^2) \cosh \frac{b\chi_s}{2} + 4b\chi_s (\chi_s^2 - \chi_a^2) \sinh \frac{b\chi_s}{2}, \end{aligned} \quad (4.9)$$

and

$$\begin{aligned} d_{3D} &= \frac{1}{2} (\chi_s - \chi_a)^2 s_s s_a d_{1D}, \\ s_s &= \sqrt{\frac{(1 + e^{b\chi_s})^2 k_s^2 + (-1 + e^{b\chi_s})^2 \chi_s^2}{k_s^2 + \chi_s^2}}, \\ s_a &= \sqrt{\frac{(-1 + e^{b\chi_a})^2 k_a^2 + (1 + e^{b\chi_a})^2 \chi_a^2}{k_a^2 + \chi_a^2}}. \end{aligned} \quad (4.10)$$

Figure 2 shows the dependencies of the first two energy levels E_{1s} and E_{2a} as a function of the inner barrier width. The following parameter values that are typical to GaAs/Ga_{0.8}Al_{0.2}As DQW heterostructures, were used for production of pictures: $a = 6$ nm, $b = (1 - 15)$ nm, $V_c = V_b = 0.1671$ eV, $m_0 = 0.067m_e$, $m_c = m_b = 0.0836m_e$, where m_e is the electron mass in the vacuum. The increase of energy difference between levels with the decrease of b is assigned to tunnel coupling of levels.

Figure 3a demonstrates, respectively, the size of optical dipole matrix elements between a pairs of adjacent levels, $d_{1s,2a}$ and $d_{2a,3s}$, as a function of barrier width. Figure 3b shows the contribution of individual regions to the dipole $d_{1s,2a}$. It is clear that a general trend and magnitude of dipole elements in figure 3a can be understood if one assumes that only quantum wells contribute to the total dipole. In this approximation the functions $\psi_1 = \psi_3 = \psi_5 = 0$ while the ψ_2 and ψ_4 can be approximated by half-period sine functions. Then $d_{1s,2a}$ reduces to

$$d_{1s,2a} \approx \frac{2}{a} \int_0^a \sin \frac{\pi x}{a} \left(x - a - \frac{b}{2} \right) \left(-\sin \frac{\pi x}{a} \right) dx = \frac{a + b}{2}. \quad (4.11)$$

The formula shows that dipole size increases linearly with the barrier width b as long as b remains much smaller than exciting light period. For $2a - 3s$ optical transitions one of sines should be replaced by $\sin(2\pi x/a)$. Then, similar calculation yields $d_{2a,3s} \approx 16a/9\pi^2$, which is independent of barrier width. The deviations from the obtained expressions in figure 3a come from the evanescent mode contribution in barrier and confining potential regions.

In conclusion, the presented example shows that application of Gröbner basis algorithm in some cases allows to find closed form expressions for the total wave function and, therefore, to calculate the dipole matrix elements exactly without directly solving the transcendental equations that determines the spectrum of the DQW. Of course, the described method can be applied to other quantum systems for which eigenvalue equations cannot be explicitly solved as well.

Acknowledgments

This work was supported by EU grant "Science for Business and Society" No: VP2-1.4-UM-03-K-01-019

References

- [1] Goldman I I and Krivchenkov V D 1961 *Problems in Quantum Mechanics* (New York: Pergamon Press)
- [2] Deutchman P A 1971 *Am. J. Phys.* **39** 952–4
- [3] Deutchman P A and Koelsch D C 1974 *Am. J. Phys.* **42** 743–53
- [4] Johnson E A and Williams H T 1982 *Am. J. Phys.*, **50** 239–43
- [5] de Menezes O L T and Helman J S 1985 *Am. J. Phys.* **53** 1100–2
- [6] Peacock-López E 2006 *The Chemical Educator*, **11** 383–93
- [7] Weisbuch C 1987 *Semiconductors and Semimetals* ed R Dingle, (New York: Academic Press), **24** 1-134
- [8] Harrison P 2005 *Quantum Wells, Wires and Dots* (England: John Wiley and Sons)
- [9] Manasreh O 2005 *Semiconductor Heterojunctions and Nanostructures* (New York: McGraw-Hill)
- [10] Hasbun J E 2002 *J. Phys.: Cond.Matter*, **14** R143–R175
- [11] Debray P, Gurevich V, Klesse R and Newrock R S 2002 *Sem. Sci. Techn.* **17** R21–R34
- [12] Bastard G, Ziemelis U O, Delalande C, Voos M, Gossard A C and Wiegmann W 1984 *Solid State Commun.*, **49** 671–4
- [13] Cox D, Little J and O’Shea D. 1998 *Ideals, Varieties and Algorithms* (New York: Springer-Verlag)
- [14] BenDaniel D J and Duke C B 1966 *Phys. Rev.*, **152** 683–92
- [15] Trott M 2004 *The Mathematica Guidebook for Symbolics* (New York: Springer-Verlag), Chap. 1
- [16] The details of calculation can be downloaded in a form of *Mathematica* notebook from <http://mokslasplius.lt/files/DQW.nb>