

FEAST fundamental framework for electronic structure calculations: Reformulation and solution of the muffin-tin problem

Alan R. Levin, Deyin Zhang, Eric Polizzi*

*Department of Electrical and Computer Engineering, University of Massachusetts,
Amherst, Massachusetts 01003, USA*

Abstract

In a recent article [1], the FEAST algorithm has been presented as a general purpose eigenvalue solver which is ideally suited for addressing the numerical challenges in electronic structure calculations. Here, FEAST is presented beyond the “black-box” solver as a fundamental modeling framework which can naturally address the original numerical complexity of the electronic structure problem as formulated by Slater in 1937 [2]. The non-linear eigenvalue problem arising from the muffin-tin decomposition of the real-space domain is first derived and then reformulated to be solved exactly within the FEAST framework. This new framework is presented as a fundamental and practical solution for performing both accurate and scalable electronic structure calculations, bypassing the various issues of using traditional approaches such as linearization and pseudopotential techniques. A finite element implementation of this FEAST framework along with simulation results for various molecular systems are also presented and discussed.

Keywords:

FEAST, DFT, Electronic Structure, first-principle, muffin-tin, APW, LAPW, pseudopotential, all-electron and full-potential calculations

*Corresponding Author

Email address: polizzi@ecs.umass.edu (Alan R. Levin, Deyin Zhang, Eric Polizzi*)

1. Introduction

Since the 1930's, progress in electronic structure calculations has always been tied together with advances in numerical strategies for addressing the eigenvalue Schrödinger equation. In particular, several attempts have been undertaken to reduce the complexity of the eigenvalue problem in self-consistent calculations by dissociating, screening or removing the effect of the core electrons. Most used techniques include [3, 4]: muffin-tin approximations along with augmented plane wave (APW) [2] and linearized APW, muffin-tin orbitals (MTO) and linearized MTO, KKR methods [5], augmented spherical wave methods [6], pseudopotential approaches [7, 8] and the projector augmented-wave method [9]. The conceptual approach of the former consists in partitioning the real space into spheres around each atom, allowing different discretization and solving strategies to take place in separate regions in space. Therefore, the atom-centered regions can benefit from specific discretization schemes (i.e. basis sets) that are both suitable to capture the highly localized core states around the nuclei and considerably reduce the effective size of the resulting eigenvalue problem in the interstitial region. This approach can be cast as a domain decomposition method which, in modern days, is most suitable for parallel computing since calculations on all these sub-domains can also be performed independently. Once the eigenvalue problem is reformulated using domain decomposition strategies, however, the resulting (and still exact) problem now takes the form of a non-linear one in the interstitial region (i.e. $H(E)\psi = E\psi$) since the boundary conditions at the interface with the atom-centered regions are energy dependent. The major difficulty of solving this non-linear eigenvalue problem has been largely avoided by mainstream approaches to electronic structure calculations that rely mostly on approximations ranging from direct linearization techniques (e.g. LAPW, LMTO, etc.) [10, 11, 12, 13, 14] to pseudopotential techniques [8, 15] that eliminate the core states.

This paper presents a fundamental strategy for performing all-electron (i.e. full-potential) electronic structure calculations which relies entirely on the capabilities of the new FEAST algorithm framework for solving the eigenvalue problem [1]. At first, the algorithm can operate in parallel to obtain core and valence electrons independently spanning different energy ranges. Secondly, solving the original eigenvalue problem within a given energy range (i.e. search interval) is mainly reformulated into solving a set of well-defined independent linear systems along a complex energy contour. As a result,

the muffin-tin domain decomposition used to partition the real-space can act directly on the linear systems; therefore, the eigenvalue problem does not need to be explicitly formulated into a non-linear one. In comparison to linearization techniques, the resulting linear systems also need to be evaluated for a certain set of pivot energies, but those are now explicitly provided by FEAST to guarantee the convergence of the solutions in the entire system. Additionally, the complexity of interstitial problem scales linearly with the number of atoms, and it can be shown that the proposed highly accurate all-electron muffin-tin framework is also potentially capable of better scalability performances than pseudopotential approaches on parallel architectures.

The outline of this paper is as follows: In section 2 we briefly summarize the numerical steps and properties of the FEAST algorithm presented in [1] for solving the traditional eigenvalue problem. Section 3 presents a general definition of the muffin-tin strategy and the derivation of the resulting non-linear eigenvalue problem. Section 4 describes how FEAST can be effectively and generally used to solve the muffin-tin problem without resorting to linearization or other approximations. The capabilities of the new all-electron framework as compared to other approaches are then discussed in Section 5 and illustrated using finite element (FEM) simulations for solving the DFT/Kohn-Sham problem on various molecular systems.

2. The FEAST Algorithm

In electronic structure calculations, one considers solving the Schrödinger-type equation in an entire domain Ω which can be finite, periodic, or Bloch periodic:

$$H\Psi(\mathbf{x}) = E\Psi(\mathbf{x}), \quad \mathbf{x} \in \Omega \quad (1)$$

where $\{E_i, \Psi_i\}$ are the resulting eigenpairs (also parametrized by k in the case of bandstructure calculation using a Bloch periodic system). Thereafter, any discretization schemes in Ω would result in the generalized and linear eigenvalue problem of size N :

$$\mathbf{H}\Psi = E\mathbf{S}\Psi, \quad (2)$$

where \mathbf{S} is a positive definite matrix (mass matrix) obtained using non-orthogonal basis functions ($\mathbf{S} = \mathbf{I}$ otherwise), and Ψ contains the N unknown components of the wave function (e.g. basis set coefficients, nodal values, etc.).

FEAST is both a new numerical algorithm [1] and a new general purpose high-performance numerical library [16] for solving the standard or generalized eigenvalue problem of type (2), and obtaining all the eigenvalues and eigenvectors within a given search interval $[E_{min}, E_{max}]$. FEAST is a density-matrix-based algorithm which differs fundamentally from traditional approaches for solving the eigenvalue problem (such as Lanczos, Arnoldi, Jacobi-Davidson, etc.) by combining properties of numerical linear algebra and complex analysis. Its main computational tasks consist of solving very few independent linear systems with multiple right-hand sides along a complex contour and one reduced dense eigenvalue problem orders of magnitude smaller than the original one (the size of this reduced problem is of the order of the number of eigenpairs inside the search interval). The basic FEAST algorithm for symmetric eigenvalue problem detailed in [1] is briefly summarized in the following.

Starting from a set of M_0 linearly independent random vectors $\mathbf{Y}_{N \times M_0} = \{\mathbf{y}_1, \mathbf{y}_2, \dots, \mathbf{y}_{M_0}\}$, where M_0 is chosen greater than the number of the eigenvalues M in the search interval (i.e. M_0 represents then an over-estimation of M which is not known *a priori*), a new set of vectors $\mathbf{Q}_{N \times M_0} = \{\mathbf{q}_1, \mathbf{q}_2, \dots, \mathbf{q}_{M_0}\}$ is obtained as follows:

$$\mathbf{Q}_{N \times M_0} = -\frac{1}{2\pi i} \int_{\mathcal{C}} dZ \mathbf{G}(Z) \mathbf{Y}_{N \times M_0}, \quad (3)$$

where \mathcal{C} represents a complex contour from E_{min} to E_{max} , and the system Green's function \mathbf{G} at the complex energy Z is defined by $\mathbf{G}(Z) = (Z\mathbf{S} - \mathbf{H})^{-1}$.

In practice, the vectors \mathbf{Q} in (3) can be computed using a high-order numerical integration where only very few linear systems $\mathbf{G}(Z)\mathbf{Y}$ need to be solved along the complex contour \mathcal{C} i.e.

$$(Z\mathbf{S} - \mathbf{H})\mathbf{Q}^{(Z)} = \mathbf{Y}, \quad (4)$$

where $\mathbf{Q}^{(Z)}$ denotes the set of responses at a given pivot energy Z for a given set of excitations \mathbf{Y} in Ω . Since $\mathbf{G}(\bar{Z}) = \mathbf{G}^\dagger(Z)$, (where \dagger stands for transpose conjugate), it can be shown that the numerical integration in (3) can be performed on the positive half circle of the complex contour \mathcal{C}^+ (see Figure 1).

Using a Rayleigh-Ritz procedure, and by computing

$$\mathbf{H}_{\mathbf{Q}_{M_0 \times M_0}} = \mathbf{Q}^\dagger \mathbf{H} \mathbf{Q} \quad \text{and} \quad \mathbf{S}_{\mathbf{Q}_{M_0 \times M_0}} = \mathbf{Q}^\dagger \mathbf{S} \mathbf{Q}, \quad (5)$$

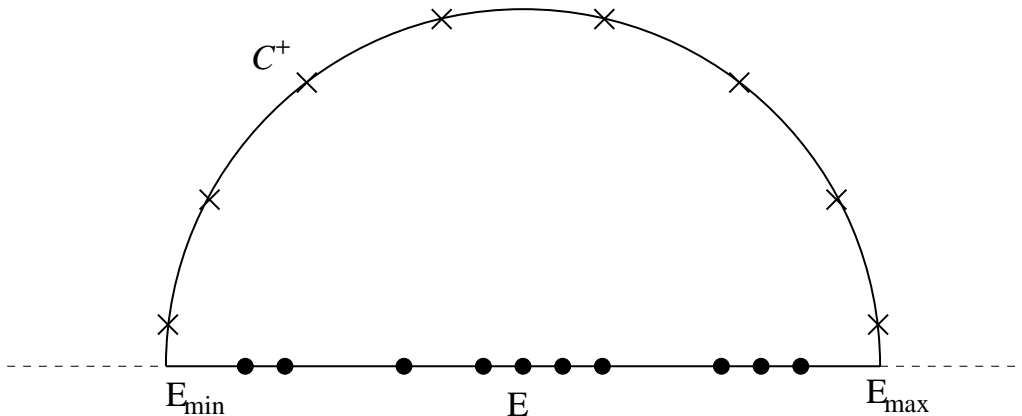


Figure 1: Representation of the complex contour integral defined by the positive half circle C^+ for a given search interval $[E_{\min}, E_{\max}]$. In practice, the vectors \mathbf{Q} are computed via a numerical integration (e.g. Gauss-Legendre quadrature) where only very few linear systems $\mathbf{G}(Z)\mathbf{Y}$ (4) needs to be solved at specific points Z_e along the contour.

a projected reduced dense eigenvalue problem of size M_0 can be formed:

$$\mathbf{H}_{\mathbf{Q}}\Phi = \epsilon\mathbf{S}_{\mathbf{Q}}\Phi. \quad (6)$$

This reduced problem can be solved using standard eigenvalue routines for dense systems to obtain all the eigenpairs $\{\epsilon_m, \Phi_m\}$. By setting $E_m = \epsilon_m$ and computing $\Psi_{N \times M_0} = \mathbf{Q}_{N \times M_0} \Phi_{M_0 \times M_0}$, it follows that if E_m lies inside the contour, it is an eigenvalue solution and its eigenvector is Ψ_m (the m^{th} column of Ψ). The eigenvectors Ψ are also naturally \mathbf{S} -orthonormal, if the eigenvectors of the reduced problem are $\mathbf{S}_{\mathbf{Q}}$ -orthonormal. Accuracy can be systematically improved using a new set of initial guess vectors $\mathbf{Y} = \mathbf{S}\Psi$ iteratively up until convergence.

The FEAST algorithm offers many important and unique capabilities for achieving accuracy, robustness, high-performance and scalability on parallel computing architectures. The algorithm holds indeed all the following intrinsic properties:

- Using a high-order numerical integration scheme such as Gauss-Legendre quadrature, 8 to 16 contour points suffice for FEAST to consistently converge in ~ 2 to 3 iterations to obtain up to thousands of eigenpairs with very high accuracy.
- FEAST benefits from an exact mathematical derivation and naturally captures all multiplicities.

- No (explicit) orthogonalization procedure is required.
- FEAST has the ability to re-use the basis of a pre-computed subspace for fast convergence or as suitable initial guess for solving a series of eigenvalue problems that are close one another (e.g. for bandstructure calculations [1], time-dependent propagation [17], etc.).
- FEAST allows the use of iterative methods for solving the inner linear system, and which are ideally suited for large-sparse problems.

Finally, efficient parallel implementations for FEAST can be addressed at three different levels [16, 18]: (i) many search intervals can be run independently (no overlap), (ii) each linear system in (3) can be solved independently along the complex contour \mathcal{C} , (e.g. simultaneously on different compute nodes), (iii) the linear system (4) can be solved in parallel (the multiple right sides can be parallelized as well). Consequently, one can show that if enough parallel computing power is available, the main computational cost of FEAST for solving the eigenvalue problem can be ultimately reduced to solving only one linear system (4). This problem can be in principle addressed by taking advantage of the many advances in “black-box” direct or iterative parallel system solvers. However, a domain decomposition strategy such as muffin-tin described in the next section, is naturally more suited to address specifically the electronic structure problem within a multi-atom centered environment.

3. From Linear to non-linear eigenvalue problem using the muffin-tin strategy

A muffin-tin strategy for the electronic structure problem has been proposed as early as the 1930’s, and in particular, it has been used as a starting point for the APW method introduced by Slater [2]. A muffin-tin decomposition brings flexibility in the discretization step, reduces the main computational efforts within the interstitial region alone, and should also guarantee maximum linear scalability performances using modern parallel computing architectures. Without any loss of generality, Figure 2 illustrates the essence of the muffin-tin domain decomposition (here using the particular example of a real-space mesh discretization for the Benzene molecule). For the particular case of APW, the atom-centered regions use atomic orbitals basis functions, while a plane wave expansion scheme is used for the interstitial region. The

derivation that follows, however, is independent of the type of basis function used within the muffin-tin decomposition.

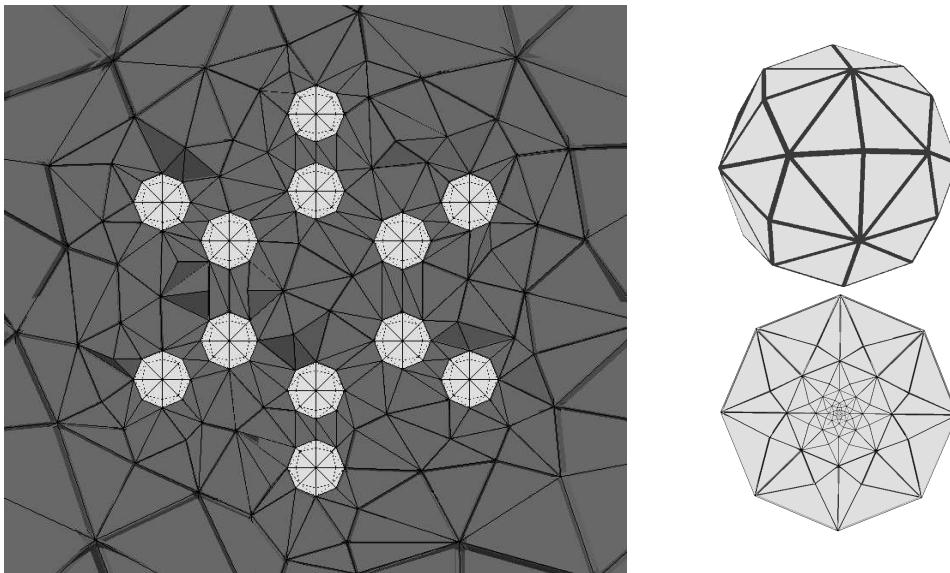


Figure 2: *Using a muffin-tin domain-decomposition method, the whole simulation domain Ω is separated into multiple atom-centered regions Ω_j ($j > 0$) and one large interstitial region Ω_0 . Different basis-sets can be used independently to describe the different regions. The figure on the left represents a 2D view of local finite element discretization using a coarse mesh for Ω_0 (represented only partially here) connecting all of the atoms of a Benzene molecule. In contrast, the figures on the right represent a finer mesh for the Ω_j regions suitable to capture the highly localized core states around the nuclei.*

Formally, the solutions $\{E_i, \Psi_i\}$ that satisfy the continuum model (1), can also be obtained from a Schrödinger equation in the interstitial region Ω_0 alone, provided that appropriate boundary conditions are imposed at the interfaces Γ_j with the atom-centered region Ω_j i.e.

$$H_0\Psi(\mathbf{x}) = E\Psi(\mathbf{x}), \quad \mathbf{x} \in \Omega_0 \quad (7)$$

where H_0 is the Hamiltonian in Ω_0 . A general mathematical form for these boundary conditions on Γ_j supplies a relation between the normal derivative of the solution and their boundary values ($\forall j$):

$$\frac{1}{2} \frac{\partial \Psi(\mathbf{x})}{\partial \eta_j} = \int_{\Gamma_j} d\mathbf{x}' \Sigma_j(E, \mathbf{x}, \mathbf{x}') \Psi(\mathbf{x}'), \quad \mathbf{x} \in \Gamma_j, \quad (8)$$

where $\hbar = m = 1$, η_j represents the external normal at Γ_j , and Σ_j is a non-local and energy dependent operator (i.e. self-energy) which can be derived from the atom-centered Green's function G_j in Ω_j . This later is given by ($\forall j$):

$$(E - H_j)G_j(E, \mathbf{x}, \mathbf{x}') = \delta(\mathbf{x} - \mathbf{x}'), \quad \mathbf{x}, \mathbf{x}' \in \Omega_j, \quad (9)$$

where H_j is the Hamiltonian in Ω_j , and it is important to note that G_j can be constructed with arbitrary boundary conditions at Γ_j . For instance, by choosing the Green's function G_j to have zero derivative on Γ_j (i.e. homogeneous Neumann boundary conditions), one can obtain from the Green's identity a simple expression for Σ_j (inverse of the surface Green's function):

$$\Sigma_j(E, \mathbf{x}, \mathbf{x}') = G_j^{-1}(E, \mathbf{x}, \mathbf{x}'), \quad \mathbf{x}, \mathbf{x}' \in \Gamma_j. \quad (10)$$

This derivation was originally introduced in [19] as an embedding potential technique for the Schrödinger equation. Alternatively, another simple expression for Σ_j has been derived in [20] using homogeneous Dirichlet boundary conditions for G_j on Γ_j . After discretization of (7) using the condition (8) (and usually performed on the variational form of the problem), the resulting non-linear eigenvalue problem in Ω_0 takes the general form

$$(\mathbf{H}_0 - \bigcup_j \Sigma_j(E))\Psi_0 = E\mathbf{S}_0\Psi_0, \quad (11)$$

where \mathbf{S}_0 is the mass matrix in Ω_0 , Ψ_0 contains the unknown components of the solution in Ω_0 , and $\Sigma_j(E)$ is the self-energy matrix obtained from the discretization of (10) in Ω_j coupling all the unknowns on Γ_j (i.e. non-local term on Γ_j) and formally added here (for clarity) to the interstitial Hamiltonian.

Alternatively to a continuum treatment of the problem (1), one could directly replace the unknown components of Ψ_j belonging to the interior subdomains Ω_j from the system matrix (2) by the following self-energy [21]

$$\Sigma_j(E) = \tau_j \mathbf{G}_j \tau_j^\dagger, \quad (12)$$

where τ_j describes the interaction between Ω_0 and the atom-centered region Ω_j . In linear algebra, this non-overlapping domain decomposition procedure gives rise to a reduced non-linear system similar to (11) which is known as the Schur complement [22].

As originally noted by Slater [2] for the particular case of APW, this non-linear eigenvalue problem (11) gives rise to an energy dependent secular equation which cannot be handled by traditional linear eigenvalue algorithms. Difficulties would include in particular: absence of orthogonality for $\Psi_{\mathbf{0}}$ in Ω_0 , and a non-linear reduced system (6) if a Rayleigh-Ritz procedure is used. Although solving explicitly the non-linear eigenvalue problem (11) is not impossible [23, 24], it remains practically very challenging.

In practice, and as mentioned previously, the muffin-tin decomposition has always been associated with a new level of approximations for solving the resulting non-linear eigenvalue problem in the interstitial region. The mainstream approaches to all-electron electronic structure calculations rely indeed almost entirely on approximations such as direct linearization techniques (e.g. LAPW, LMTO, etc.) [10, 11, 12, 13]. Alternatively, linear eigenvalue problems can also be obtained from pseudopotential techniques [8, 15] using smooth but non-local potentials in atom-centered regions that eliminate the core states while introducing the notion of pseudo-wavefunctions.

The next section describes how FEAST can be effectively (and generally) used to bypass these issues.

4. Implicit treatment of the non-linear problem using FEAST

Here, we propose to address implicitly the non-linear eigenvalue problem (11) by noting that the linear system (4) arising from FEAST applied in the entire domain Ω , can be directly solved using the same muffin-tin domain decomposition.

At first, starting from a set of excitations $Y(\mathbf{x})$ in the continuum domain, the set of responses $Q^{(Z)}$ can also be obtained by solving the Schrödinger equation (7) in Ω_0 alone:

$$(Z - H_0)Q^{(Z)}(\mathbf{x}) = Y(\mathbf{x}), \quad \mathbf{x} \in \Omega_0, \quad (13)$$

where the boundary condition for $Q^{(Z)}$ on Γ_j should formally satisfy (8) but augmented by a source term $F_j^{(Z)}(\mathbf{x})$ (to add to the right hand side) which accounts for the effects of the excitations $Y(\mathbf{x})$ within the atom-centered regions Ω_j . For instance, using Neumann boundary conditions for G_j , the

self-energy Σ_j has been defined in (10) and one can show that ($\forall j$):

$$F_j^{(Z)}(\mathbf{x}) = \int_{\Gamma_j} d\mathbf{x}' G_j^{-1}(Z, \mathbf{x}, \mathbf{x}') \times \left[\int_{\Omega_j} d\mathbf{x}'' G_j(Z, \mathbf{x}', \mathbf{x}'') Y(\mathbf{x}'') \right], \quad \mathbf{x} \in \Gamma_j. \quad (14)$$

Once $Q^{(Z)}$ is known in Ω_0 and hence on all the Γ_j interfaces, the solutions in the Ω_j domains can be independently retrieved $\forall j$ by solving the linear systems

$$(Z - H_j)Q^{(Z)}(\mathbf{x}) = Y(\mathbf{x}), \quad \mathbf{x} \in \Omega_j, \quad (15)$$

with Dirichlet boundary conditions.

After discretization of (13) along with the boundary conditions (8), (10), and (14), solving (4) in the entire domain Ω can then be replaced exactly by the following three stage procedure:

1. For all j atoms:
 - obtain the self-energy $\Sigma_j(Z)$ by computing only selected elements of the atom-centered Green's function matrix \mathbf{G}_j :

$$\mathbf{G}_j(Z) = (Z\mathbf{S}_j - \mathbf{H}_j)^{-1}, \quad (16)$$

- obtain the discretized form of the local source term \mathbf{F}_j given by:

$$\mathbf{F}_j^{(Z)} = \Sigma_j(Z)\mathbf{G}_j(Z)\mathbf{Y}_j, \quad (17)$$

2. solve the following linear system for the unknown components of the solutions $\mathbf{Q}_0^{(Z)}$ in Ω_0

$$\left(Z\mathbf{S}_0 - \mathbf{H}_0 + \bigcup_j \Sigma_j(Z) \right) \mathbf{Q}_0^{(Z)} = \mathbf{Y}_0 + \bigcup_j \mathbf{F}_j^{(Z)}, \quad (18)$$

where self-energy and source term matrices in the atom-centered regions j have been formally added (for clarity) to the interstitial system matrix.

3. For all j atoms, solve the sub-problem (15) to obtain the unknown components of the solutions $\mathbf{Q}_j^{(Z)}$ in the atom-centered regions Ω_j .

Thereafter, the subspace \mathbf{Q} in (3) is obtained by integration of the set of solutions $\mathbf{Q}_0^{(Z)}$ and all the $\mathbf{Q}_j^{(Z)}$ over the complex contour \mathcal{C} . In practice, it is possible to construct \mathbf{H}_q and \mathbf{S}_q in (5) directly from the projection of \mathbf{H}_0 and \mathbf{S}_0 for Ω_0 and \mathbf{H}_j and \mathbf{S}_j for all Ω_j .

As a result of (18) which is solved only for specific complex pivot energies Z , the non-linearity of the Schrödinger equation (11) in Ω_0 is then explicitly removed, and the muffin-tin problem benefits now from an exact numerical treatment (i.e. no approximations needed). In contrast to linearization techniques, these pivot energy located in the complex plane are explicitly provided by FEAST (e.g. Gauss contour point in Figure 1) to guarantee global convergence of the solutions of the Schrödinger equation in the whole simulation domain Ω .

In practice, it is important to mention that the additional computational costs by pivot energy Z for obtaining $\mathbf{F}_j^{(Z)}$ (in step 1 above) and retrieving the solution $\mathbf{Q}_j^{(Z)}$ in Ω_j (in step 3 above), can be made minimal. At first, the muffin-tin decomposition naturally allows each atom-centered region to be factorized and solves independently. As a result, the computations for obtaining the self-energy Σ_j , the source term \mathbf{F}_j , and retrieving the solution \mathbf{Q}_j , can be fully parallelized $\forall j$. Additionally, most of the efforts that have been devoted for obtaining $\Sigma_j(Z)$ do not need to be repeated (e.g. factorization of the matrix $(Z\mathbf{S}_j - \mathbf{H}_j)$, computations of some key elements of \mathbf{G}_j).

5. Application: an all-electron real-space mesh implementation

In order to illustrate the efficiency and capability of the proposed FEAST muffin-tin framework, we propose to comment on our first-principle DFT/LDA all-electron simulations obtained on various molecular systems using a finite element discretization.

5.1. Definition of the muffin-tin finite-element mesh

As illustrated in Figure 2, the 3D finite-element muffin-tin mesh can be built in two steps: (i) a 3D atom-centered mesh which is highly refined around the nucleus, and (ii) a much coarser 3D interstitial mesh that connects all the atom-centered holes (both meshes have been generated using the TetGen software [25]). For the atom-centered mesh, which has been chosen common to all atoms, we have used successive layers of polyhedra similar to the ones proposed in [26]. This discretization provides both tetrahedra of good quality, an arbitrary level of refinement (i.e. the distance between layers can

be arbitrarily refined while approaching the nucleus), and the same number of surface nodes. Indeed, the outer layer is consistently providing the same (relatively small) number of connectivity nodes n_j with the interstitial mesh at Γ_j (i.e. $n_j = 26, 98, \text{ or } 218$ nodes respectively using linear, quadratic or cubic FEM). Consequently, the size of linear system (18) in the interstitial region Ω_0 would stay independent of the atom-centered regions system matrix size, and the approach can then ideally deal with full potential (all-electron). Additionally and as shown in Figure 3 for different molecular configurations, the interstitial region scales linearly with the number of atoms while the size of the atom-centered mesh remains constant. In contrast to the (reconstructed) full mesh, the interstitial mesh exhibits a dramatic decrease in number of mesh points and a more advantageous linear scaling rate.

5.2. Practical considerations

Atom-centered, interstitial, or full finite element discretization, provide highly sparse system matrices. As mentioned in Section 2, FEAST can be directly applied for solving the eigenvalue problem obtained from the full mesh discretization. In particular, this can be accomplished by using the predefined sparse interfaces from the FEAST software package [16] (which is linked to the direct system solver PARDISO [27] by default). The software package also features a reverse communication interface that enables a straightforward substitution of the inner linear system factorization and solve stages along the complex contour by the muffin-tin three-step procedure described in Section 4. In particular, once the linear systems (13) and (15) formed, they can be factorized and solved using the direct system solver PARDISO (for example). We also note that only n_j columns of \mathbf{G}_j (16) associated to the nodes at the boundary Γ_j are needed to compute both the self-energy $\Sigma_j(Z)$ and the source term $\mathbf{F}_j^{(Z)}$ in (17) and this independently on the total number of nodes inside Ω_j . Indeed, after discretization of (9) and (10), and assuming a particular ordering of the matrix elements (for clarity), it results ($\forall j$):

$$\hat{\Sigma}_j(E) = ([\mathbf{I}_{n_j} \ \mathbf{0} \dots \mathbf{0}] (E\mathbf{S}_j - \mathbf{H}_j)^{-1} [\mathbf{I}_{n_j} \ \mathbf{0} \dots \mathbf{0}]^T)^{-1}, \quad (19)$$

where the matrix $\hat{\Sigma}_j$ of size n_j contains all the non-zero elements of Σ_j . The operation costs for (19) include solving a linear system with n_j right hand sides and the inversion of a very small matrix of size n_j .

Additionally, one can show using a proper reordering of the matrix elements, that the same matrix factorization applied on $(Z\mathbf{S}_j - \mathbf{H}_j)$ to compute

$\Sigma_j(Z)$, can also be effectively used to compute $\mathbf{F}_j^{(Z)}$, as well as the solution $\mathbf{Q}_j^{(Z)}$ (15) using a single solve stage [28].

5.3. Results and Discussions on Scalability

At first, the results for muffin-tin FEAST framework applied to the Hydrogen atom, as well as the H_2^+ and H_3^{++} molecules [29], are compared to analytic solutions for verification purposes. For all examples, a cubic box with edges of 16\AA was used for the interstitial region, and the radius of the atom-centered region has been set to 0.35\AA (the proposed framework is however applicable independently of the choice of this atom-centered radius). The different mesh sizes using P3 FEM have been presented in Figure 3, while a representation of the muffin-tin mesh for H_2^+ and H_3^{++} molecules is given in Figure 4.

The full-mesh and muffin-tin approaches are fundamentally identical, therefore the obtained numerical results are the same (within machine accuracy). In comparison to analytical results, a very good agreement for the fundamental energy is obtained with 0.25%, 0.08% and 0.05% respectively for H , H_2^+ and H_3^{++} . Since the system is here bounded by a fixed size simulation box, by increasing the number of atoms (or atomic weight), one also increases the locality of the solutions in the molecular region and the overall accuracy. In a more general situation, accuracy can be systematically increased by refining the atom-centered mesh along with the interstitial mesh in the molecular region (i.e. increasing the number of nodes or the order of the FEM).

For the case of the Benzene molecule (see Figure 2), all-electron simulations have been performed self-consistently using both a GR-pulay procedure [30], and an alternative approach deriving from a generalization of the FEAST algorithm for solving directly the full coupled non-linear DFT/Kohn-Sham problem [31]. While a full three-dimensional discretization using cubic finite element gives rise to sparse system matrices of size of $N = 133,579$ in Ω (see Figure 3), the muffin-tin decomposition provides, in turn, a series of subsystems of size $N_j = 9457$ in the atom-centered regions Ω_j with $n_j = 218$ on Γ_j , and a single system of size $N_0 = 22,711$ in the interstitial region Ω_0 . Our total energy found at self-consistent convergence $E_{\text{LDA}} = -6261.14$ eV, is also in very good agreement with the accuracy of the all-electron simulation results presented in [26].

The muffin-tin decomposition naturally allows each atom-centered region to be factorized and solved independently; as a result, the computation for

obtaining the self-energy $\Sigma_{\mathbf{j}}$, the source term $\mathbf{F}_{\mathbf{j}}$, and retrieving the solution $\mathbf{Q}_{\mathbf{j}}$, can be fully parallelized. Since the scalability of FEAST on parallel architecture is first and foremost dependent on the scalability of the inner linear system solver (i.e. third level of parallelism for FEAST), the main difficulty would come from solving the interstitial system (18) in parallel. As shown in Figure 3, the size of the interstitial system does increase linearly but at a much lower rate than the full system (i.e. $N_0 \ll N$ for large number of atoms). For example, while $N = 133,579$ is used for the full twelve atoms system of the Benzene molecule, the same size order would only be reached by the interstitial system (N_0) using 85 atoms. Similarly, 500 atoms would only generate an interstitial system of moderate size $N_0 = 750,000$, while $N \simeq 5 \times 10^6$ would be required for the full system (using $N_j \simeq 10000$). It is important to note that the muffin-tin approach enables the use of hybrid basis-set, and a quadratic rather a cubic FEM discretization could then potentially be used for the interstitial region that exhibits low-varying potential (and N_0 would then decrease significantly). Finally, the size n_j of the non-local blocks in $\Sigma_{\mathbf{j}}$ (19) being relatively very small, the linear scalability of the linear system (18) is then not affected by the presence of the self-energy matrices. Consequently, in practice the interstitial system can be efficiently solved using “black-box” parallel sparse system solver that can be either direct or iterative (using an appropriate preconditioner).

5.4. FEAST all-electron calculations vs pseudopotential

The FEAST framework is independent of any particular form of the potential in the atom-centered regions (such as spherically symmetric potential, etc.). Since the size of linear system (18) in the interstitial region Ω_0 is independent of the discretization schemes for the atom-centered regions Ω_j , the approach can ideally deal with full potential within self-consistent calculations (i.e. all-electron calculations).

The development of techniques such as pseudopotential were originally motivated to ease several numerical difficulties that one can encounter with all-electron calculations in the atom-centered regions [7, 8, 15]. Let us then outline how some of these main issues are naturally addressed within the FEAST all-electron framework:

(i) Since FEAST can act independently on different energy ranges (with no overlap), the number of states in a search interval can be narrowed as desired, and the frozen-core approximation does not need to be considered within self-consistent iterations.

(ii) In contrast to pseudopotential, it is clear that a much finer level of discretization for the FEAST all-electron framework is needed to capture the (true) wave functions in the atom-centered regions Ω_j (i.e. the pseudo-wavefunctions can be captured within a reduced basis set). The linear eigenvalue system obtained using pseudopotential can either be seen as a much smaller size system as compared to (2), or a linearized version of (11) where Σ_j represents then a fully non-local pseudopotential over the atom-centered region Ω_j . Although this pseudopotential system can also ideally be solved using the FEAST algorithm, the resulting system matrix (4) would end up (paradoxically) being larger and less scalable than (18) (which only requires the surface terms Γ_j of the Ω_j regions).

6. Conclusion

In 1937, Slater originally derived a non-linear electronic structure problem by introducing the APW method using a muffin-tin domain decomposition; he then stated [2], *“Of course, we cannot solve this exactly, and we must look for methods of approximations”*. These limitations have historically motivated the development of a wide spectrum of approximation techniques ranging from direct linearization to pseudopotential methods. Within the framework of the FEAST algorithm, however, the muffin-tin problem benefits now from an exact numerical treatment (i.e. no approximation needed) which consists of removing the non-linearity of the Schrödinger equation (11) in the interstitial region Ω_0 , by considering only certain complex pivot energies Z (18). In contrast to linear approximations (including LAPW, LMTO, linearized embedding method [19], etc.), these pivot energies are explicitly provided by FEAST with guaranteed convergence of the solutions of the Schrödinger equation in the whole simulation domain. As compared to ab-initio pseudopotential approaches, in fact, not only the proposed FEAST framework is more accurate by essence (since all-electron calculations are performed), it is also capable of higher parallel scalability performances. In conclusion, the new approach is not tied together with the traditional modeling trades-off between robustness/accuracy and performances/scalability in simulations.

Finally, the FEAST fundamental framework for first-principle electronic structure calculations can be used independently of the choice for the physical model (e.g. Density-Functional Theory or Hartree-Fock), the nature of the

atomistic system (e.g. isolated or Bloch periodic), or the choice for the basis set (e.g. PW, atomic orbitals, real-space mesh).

Acknowledgments

This material is based upon work supported by the National Science Foundation under Grant No ECCS 0846457.

References

- [1] E. Polizzi, Density-matrix-based algorithm for solving eigenvalue problems, *Phys. Rev. B* 79 (2009) 115112.
- [2] J. C. Slater, Wave functions in a periodic potential, *Phys. Rev.* 51 (1937) 846–851.
- [3] R. M. Martin, *Electronic Structure: Basic Theory and Practical Methods*, Cambridge University Press, 2004.
- [4] D. J. Singh, L. Nordström, *Planewaves, pseudopotentials, and the LAPW method*, Springer; 2nd edition, 2005.
- [5] W. Kohn, N. Rostoker, Solution of the schrödinger equation in periodic lattices with application to metallic lithium, *Phys. Rev.* 94 (1954) 1111.
- [6] V. Eyert, Basic notions and applications of the augmented spherical wave method, *Inter. J. of Quantum Chemist.* 77 (2000) 1007–1031.
- [7] H. Hellmann, A new approximation method in the problem of many electrons, *J. Chem. Phys.* 3 (1935) 61.
- [8] J. C. Phillips, L. Kleinman, New method for calculating wave functions in crystals and molecules, *Phys. Rev.* 116 (1959) 287–294.
- [9] P. E. Blöchl, Projector augmented-wave method, *Phys. Rev. B* 50 (1994) 17953.
- [10] O. Andersen, Linear methods in band theory, *Phys. Rev. B* 12 (1975) 3060–3083.
- [11] D. J. Singh, Ground-state properties of lanthanum: Treatment of extend-core states, *Phys. Rev. B* 43 (1991) 6388.

- [12] E. Sjöstedt, L. Nordström, D. J. Singh, An alternative way of linearizing the augmented plane-wave method, *Solid state communications* 114 (2000) 15–20.
- [13] G. K. H. Madsen, P. Blaha, K. Schwarz, E. Sjöstedt, L. Nordström, Efficient linearization of the augmented plane-wave method, *Phys. Rev. B* 64 (2001) 195134.
- [14] K. Schwarz, P. Blaha, G.J.H. Madsen, Electronic structure calculations of solids using the wien2k package for material sciences, *Comput. Phys. Comm.* 147 (2002) 71–76.
- [15] L. Kleinman, D. M. Bylander, Efficacious form for model pseudopotentials, *Phys. Rev. Lett.* 48 (1982) 1425.
- [16] E. Polizzi, Feast eigenvalue solver.
URL <http://www.ecs.umass.edu/~sim/polizzi/feast/>
- [17] Z. Chen, E. Polizzi, Spectral-based propagation schemes for time-dependent quantum systems with application to carbon nanotubes, *Phys. Rev. B* 82 (2010) 205410.
- [18] E. Polizzi, A high-performance numerical library for solving eigenvalue problems: Feast solver v2.0 user’s guide, arxiv.org/abs/1203.4031 (2012).
- [19] J. E. Inglesfield, A method of embedding, *J. Phys. C* 14 (1981) 3795.
- [20] A. J. Fisher, A modified form for the real-space embedding potential, *Journal of Physics: Condensed Matter* 2 (1990) 6079.
- [21] J.M. Thijssen, J. E. Inglesfield, Embedding muffin-tins into finite-difference grid, *Europhysics Let.* 27 (1994) 65–70.
- [22] D. Zhang, First principle electronic structure calculations within real-space mesh framework: Application to atoms, molecules and nanostructures, PhD dissertation, University of Massachusetts, Amherst (Dec. 2010).
- [23] B. N. Harmon, D. D. Koelling, Technique for rapid solution of the apw secular equation, *J. Phys. C: Solid-state Phys.* 7 (1974) 210.

- [24] E. Sjöstedt, L. Nordström, Efficient solution of the non-linear augmented plane wave secular equation, *J. Phys.: Condens. Matter* 14 (2002) 12485–12494.
- [25] H. Si, Tetgen: A quality tetrahedral mesh generator and a 3d delaunay triangulator. URL <http://wias-berlin.de/software/tetgen>
- [26] L. Lehtovaara, V. Havu, M. Puska, All-electron density functional theory and time-dependent density functional theory with high-order finite elements, *J. Chem. Phys.* 131 (2009) 054103.
- [27] O. Schenk, K. Gärtner, solving unsymmetric sparse systems of linear equations with pardiso, journal of future generation computer systems”, *Journal of Future Generation Computer Systems* 20 (3) (2004) 475–487.
- [28] A. Levin, Muffin-tin problem in electronic structure calculations using FEAST, MS dissertation, University of Massachusetts, Amherst (Jun. 2012).
- [29] J. Ackermann, B. Erdmann, R. Roltzsch, a self-adaptive multilevel finite element method for the stationary schrödinger equation in three space dimensions, *J. Chem. Phys.* 101 (9) (1994) 7643–7650.
- [30] D. Bowler, M. Gillan, An efficient and robust technique for achieving self consistency in electronic structure calculations, *Chemical Physics Letters* 325 (4) (2000) 473 – 476.
- [31] B. Gavin, E. Polizzi, in preparation (2012).

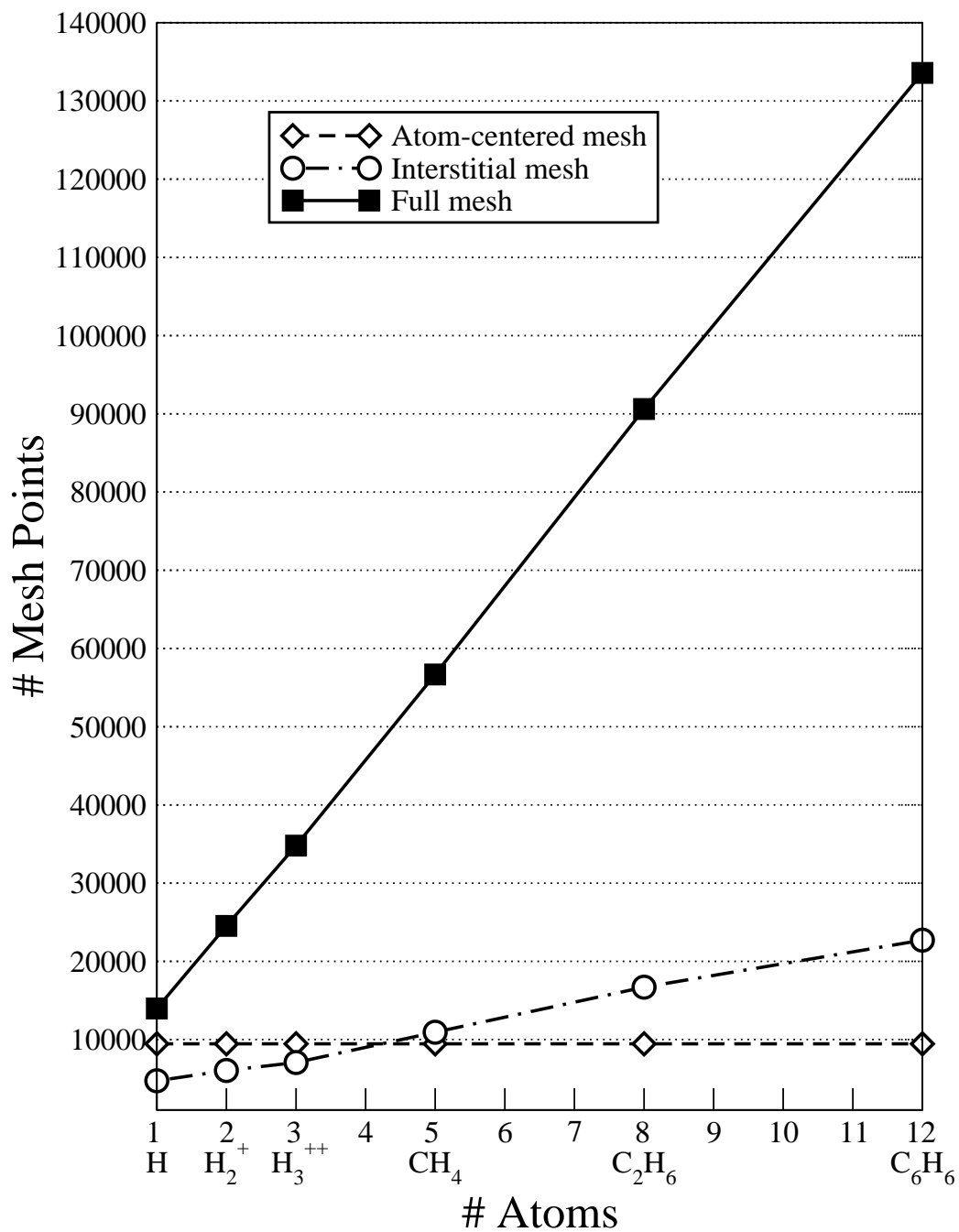


Figure 3: Scalability of the number of nodes N , N_j , and N_0 , respectively for the full, atom-centered, and interstitial meshes, with the number of atoms per molecule. The full mesh has been reconstructed from the muffin-tin atom-centered and interstitial meshes obtained using a cubic tetrahedra FEM discretization. We note here that the number of surface points at the boundary Γ_j of the atoms is here $n_j = 218$, $N_j = 9457$ and $N = N_0 + (N_j - n_j) * N_{at}$ with N_{at} the number of atoms.




Figure 4: *2D representation of the 3D finite element discretization used to simulate the H_2^+ molecule (on the left), and the H_3^{++} molecule (on the right). Only the molecular region is represented since the coarse mesh extend to 8\AA (from the middle) in each direction. All atom-centered region meshes are identical, and their radius has been set to 0.35\AA .*