

OPTIMAL ASYMPTOTIC ENTRAINMENT OF PHASE-REDUCED OSCILLATORS

Anatoly Zlotnik

Department of Electrical and Systems Engineering
 Washington University
 Saint Louis, Missouri 63130
 Email: azlotnik@ese.wustl.edu

Jr-Shin Li

Department of Electrical and Systems Engineering
 Washington University
 Saint Louis, Missouri 63130
 Email: jsli@ese.wustl.edu

ABSTRACT

We derive optimal periodic controls for entrainment of a self-driven oscillator to a desired frequency. The alternative objectives of minimizing power and maximizing frequency range of entrainment are considered. A state space representation of the oscillator is reduced to a linearized phase model, and the optimal periodic control is computed from the phase response curve using formal averaging and the calculus of variations. Computational methods are used to calculate the periodic orbit and the phase response curve, and a numerical method for approximating the optimal controls is introduced. Our method is applied to asymptotically control the period of spiking neural oscillators modeled using the Hodgkin-Huxley equations. This example illustrates the optimality of entrainment controls derived using phase models when applied to the original state space system.

1 INTRODUCTION

The synchronization of oscillating systems is an important and extensively studied phenomenon in science, and also finds numerous engineering applications [1]. Examples include the oscillation of neurons [2], sleep cycles and other pacemakers in biology [3,4,5], semiconductor lasers in physics [6], and vibrating systems in mechanical engineering [7]. The asymptotic synchronization of an oscillator to a periodic control signal is called entrainment, and is studied by examining the phase response curve (PRC) [8, 9], which quantifies the shift in asymptotic phase due to an infinitesimal perturbation in the state. The classic phase coordinate transformation [10] for studying nonlinear oscillators was used together with formal averaging [11] to develop a model of coupled chemical oscillations [12]. Phase models are widely used in physics, chemistry, and biology [13] to study systems where the phase, but not the state, can be observed, and where

the PRC can be approximated experimentally. Interest in controlling synchronization in electrochemical [14] and neural [15] systems has been increasing, and a method for approximating optimal waveforms for entrainment of phase-reduced oscillators by weak forcing has been proposed [16].

In this paper, we extend the theory of optimal entrainment of oscillators via weak, periodic controls [16] to systems where the phase model has arbitrary PRC. We also present an efficient numerical method that accurately computes optimal waveforms by finding the maximum of a polynomial whose coefficients depend on the PRC of the entrained oscillator. This enables an examination of the important issue of how controls derived using the PRC perform when applied to entrain the associated oscillator in state space, which is the ultimate purpose of using phase models. In the following section, we discuss the phase coordinate transformation for a nonlinear oscillator and the available numerical methods for computing the PRC, and describe how averaging theory is used to study the asymptotic behavior of oscillating systems. In section 3, we use calculus of variations to derive theoretical entrainment controls that are optimal in the sense of minimum power or maximum entrainment range. The former is optimal when the natural frequency of the entrained oscillator is known to be either above or below the desired value, and the latter is useful when the natural frequency is in a neighborhood of the desired value, but unknown. We then present an efficient procedure for approximating these controls using Fourier series and Chebyshev polynomials. Finally in section 4, our approach is employed to entrain the Hodgkin-Huxley neuron model. The results suggest that optimal controls derived using a phase model are optimal for entrainment of the associated state space system.

2 PHASE MODELS

Consider a smooth ordinary differential equation system

$$\dot{x} = f(x, u), \quad x(0) = x_0, \quad (1)$$

where $x(t) \in \mathbb{R}^n$ is the state and $u(t) \in \mathbb{R}$ is a control. Furthermore, we require that (1) has an attractive, non-constant limit cycle $\gamma(t) = \gamma(t+T)$, satisfying $\dot{\gamma} = f(\gamma, 0)$, on the periodic orbit $\Gamma = \{y \in \mathbb{R}^n : y = \gamma(t) \text{ for } 0 \leq t < T\} \subset \mathbb{R}^n$. In order to study the behavior of this system, we reduce it to a scalar equation

$$\dot{\psi} = \omega + Z(\psi)u, \quad (2)$$

which is called a phase model, where Z is the PRC and $\psi(t)$ is the phase associated to the isochron on which $x(t)$ is located. The isochron is the manifold in \mathbb{R}^n on which all points have asymptotic phase $\psi(t)$ [17]. The conditions for validity and accuracy of this model have been determined [18], and the reduction is accomplished through the well-studied process of phase coordinate transformation [19], which is based on Floquet theory [20, 21]. The model is assumed valid for inputs $u(t)$ such that the solution $x(t, x_0, u)$ to (1) remains within a neighborhood of Γ . To compute the PRC, the period $T = 2\pi/\omega$ and the limit cycle $\gamma(t)$ must be computed to a high degree of accuracy. This is done using a method for determining the steady-state response of nonlinear oscillators [22] based on perturbation theory [23] and gradient optimization [24]. The PRC can then be computed by integrating the adjoint of the linearization of (1) [25], or by using a more efficient and numerically stable spectral method developed more recently [26]. A software package called XPPAUT [27] is commonly used by researchers to compute the PRC. We use a modified spectral method in our implementation that is very accurate for stiff systems.

Our goal is to entrain the system (2) to a new frequency \emptyset using a periodic control $u(t) = k(\emptyset t)$ where k is 2π -periodic. We have adopted the weak forcing assumption, i.e. $k = \varepsilon k_1$ where k_1 has unit power, so the original system (1) is guaranteed to traverse a neighborhood of Γ given this control. Now define a slow phase variable by $\phi(t) = \psi(t) - \emptyset t$, and call the difference $\Delta\omega = \omega - \emptyset$ between the natural and forcing frequencies the frequency detuning. The dynamic equation for the slow phase is

$$\dot{\phi} = \dot{\psi} - \emptyset = \Delta\omega + Z(\emptyset t + \phi)k(\emptyset t), \quad (3)$$

where $\dot{\phi}$ is called the phase drift. In order to study the asymptotic behavior of (3) it is necessary to eliminate the dependence on time, which can be accomplished by using formal averaging [12]. Given a periodic forcing with frequency $\emptyset = 2\pi/T$, we denote the forcing phase $\theta = \emptyset t$. If \mathcal{F} is the set of 2π -periodic functions on \mathbb{R} , we can define an averaging operator $\langle \cdot \rangle : \mathcal{F} \rightarrow \mathbb{R}$ by

$$\langle x \rangle = \frac{1}{2\pi} \int_0^{2\pi} x(\theta) d\theta. \quad (4)$$

The weak ergodic theorem for measure-preserving dynamical systems on the torus [11] implies that for any ϕ ,

$$\begin{aligned} \Lambda(\phi) &= \langle Z(\theta + \phi)k(\theta) \rangle \\ &= \frac{1}{2\pi} \int_0^{2\pi} Z(\theta + \phi)k(\theta) d\theta \\ &= \lim_{T \rightarrow \infty} \frac{1}{T} \int_0^T Z(\emptyset t + \phi)k(\emptyset t) dt \end{aligned} \quad (5)$$

exists as a smooth, 2π -periodic function in \mathcal{F} . By the formal averaging theorem [2], the system

$$\dot{\phi} = \Delta\omega + \Lambda(\phi) + O(\varepsilon^2) \quad (6)$$

approximates (3) in the sense that there exists a change of variables $\varphi = \phi + \varepsilon h(\varphi, \phi)$ that maps solutions of (3) to those of (6). Therefore the weak forcing assumption $k = \varepsilon k_1$ with $\varepsilon \ll 1$ allows us to approximate the phase drift equation by

$$\dot{\phi} = \Delta\omega + \Lambda(\varphi). \quad (7)$$

The averaged equation (7) is independent of time, and can be used to study the asymptotic behavior of the periodically forced system (2) where $u = k(\emptyset t)$.

3 ENTRAINMENT OF PHASE MODELS

We call the system (2) entrained by a control $u = k(\emptyset t)$ when the phase drift equation (7) satisfies $\dot{\phi} = 0$. This occurs when there exists a phase φ_* satisfying $\Delta\omega + \Lambda(\varphi_*) = 0$, in which case the system is called entrainable. Defining the phases $\varphi_- = \arg \min_{\varphi} \Lambda(\varphi)$ and $\varphi_+ = \arg \max_{\varphi} \Lambda(\varphi)$, we can formulate entrainment as an optimal control problem. When the objective is to minimize the control power $\langle k^2 \rangle$, entrainability requires that

$$\begin{aligned} \Delta\omega + \Lambda(\varphi_+) &= 0 & \text{if } \emptyset > \omega, \\ \Delta\omega + \Lambda(\varphi_-) &= 0 & \text{if } \emptyset < \omega. \end{aligned} \quad (8)$$

We formulate the problem for $\emptyset > \omega$, and the case where $\emptyset < \omega$ is symmetric. The constraint (8) can be added by adjoining it to the objective function using a multiplier λ , resulting in

$$\begin{aligned} \min \mathcal{J}[k] &= \langle k^2 \rangle - \lambda(\Delta\omega + \Lambda(\varphi_+)) \\ &= \langle k^2 \rangle - \lambda \left(\Delta\omega + \frac{1}{2\pi} \int_0^{2\pi} Z(\theta + \varphi_+)k(\theta) d\theta \right) \\ &= \frac{1}{2\pi} \int_0^{2\pi} [k(\theta)(k(\theta) - \lambda Z(\theta + \varphi_+)) - \lambda \Delta\omega] d\theta \end{aligned} \quad (9)$$

The Euler-Lagrange equation provides necessary conditions for the optimal solution, which is given by

$$k_*(\theta) = \frac{\lambda}{2}Z(\theta + \varphi_+).$$

The constraint (8) can be used to solve for λ , because

$$0 = \Delta\omega + \Lambda_*(\varphi_+) = \Delta\omega + \frac{1}{2\pi} \int_0^{2\pi} \frac{\lambda}{2} Z(\theta + \varphi_+)^2 d\theta \quad (10)$$

implies that $\lambda = -2\Delta\omega / \langle Z^2 \rangle$. Consequently the minimum power control is

$$k_*(\theta) = -\frac{\Delta\omega}{\langle Z^2 \rangle} Z(\theta), \quad (11)$$

with power $P = (\Delta\omega)^2 / \langle Z^2 \rangle$. We omit the phase ambiguity φ_+ in the solution k_* because entrainment is asymptotic.

Now consider the dual problem where for fixed power P , a periodic waveform $k(\theta t)$ is derived to maximize the locking range $R[k]$ of natural frequencies ω for which the family of oscillators $\{\psi = \omega + Z(\psi)u : \omega \in (\omega_{\min}, \omega_{\max})\}$ can be entrained to a forcing frequency \emptyset [16]. The locking range is given by $R[k] = \omega_{\max} - \omega_{\min} = \Delta\omega_{\min} - \Delta\omega_{\max} = \Lambda(\varphi_+) - \Lambda(\varphi_-)$, so that adjoining the constraint on the power to the objective function using a multiplier λ gives rise to the optimal control problem

$$\begin{aligned} \mathcal{J}[k; P] &= R[k] - \lambda(\langle k^2 \rangle - P) \\ &= \Lambda(\varphi_+) - \Lambda(\varphi_-) - \lambda(\langle k^2 \rangle - P) \\ &= \langle Z(\theta + \varphi_+)k(\theta) \rangle - \langle Z(\theta + \varphi_-)k(\theta) \rangle - \lambda(\langle k^2 \rangle - P) \\ &= \frac{1}{2\pi} \int_0^{2\pi} (k(\theta)[Z(\theta + \varphi_+) - Z(\theta + \varphi_-)] + \lambda P) d\theta \end{aligned} \quad (12)$$

Solving the Euler-Lagrange equation yields

$$k_*(\theta) = \frac{1}{2\lambda} [Z(\theta + \varphi_+) - Z(\theta + \varphi_-)].$$

The optimal solution k_* satisfies the constraint $\langle k_*^2 \rangle - P = 0$, so

$$\frac{1}{2\pi} \int_0^{2\pi} \left(\frac{1}{2\lambda} \right)^2 [Z(\theta + \varphi_+) - Z(\theta + \varphi_-)]^2 d\theta - P = 0,$$

and hence $\lambda = \frac{1}{2} \sqrt{Q/P}$ where $Q = \langle [Z(\theta + \varphi_+) - Z(\theta + \varphi_-)]^2 \rangle$. Substituting this into (5) gives

$$\begin{aligned} \Lambda_*(\varphi) &= \langle Z(\varphi + \theta)k_*(\theta) \rangle \\ &= \frac{1}{2\lambda} \langle Z(\varphi + \theta)[Z(\theta + \varphi_+) - Z(\theta + \varphi_-)] \rangle \\ &= \sqrt{P/Q} \langle Z(\varphi + \theta)[Z(\theta + \varphi_+) - Z(\theta + \varphi_-)] \rangle. \end{aligned} \quad (13)$$

Because $Z(\theta)$ is 2π -periodic, we represent it as a Fourier series,

$$Z(\theta) = \frac{1}{2}a_0 + \sum_{n=1}^{\infty} a_n \cos(n\theta) + \sum_{n=1}^{\infty} b_n \sin(n\theta), \quad (14)$$

and we find that for $\varphi_1, \varphi_2 \in [0, 2\pi)$,

$$\langle Z(\varphi_1 + \theta)Z(\varphi_2 + \theta) \rangle = \frac{1}{4}a_0^2 + \frac{1}{2} \sum_{n=1}^{\infty} (a_n^2 + b_n^2) \cos(n(\varphi_1 - \varphi_2)). \quad (15)$$

Substituting this result into (13), we obtain

$$\Lambda_*(\varphi) = \sqrt{\frac{P}{4Q}} \sum_{n=1}^{\infty} (a_n^2 + b_n^2) [\cos(n(\varphi - \varphi_+)) - \cos(n(\varphi - \varphi_-))]. \quad (16)$$

Let us denote the phase difference $\Delta\varphi = \varphi_+ - \varphi_-$. Then

$$\begin{aligned} Q &= \langle [Z(\theta + \varphi_+) - Z(\theta + \varphi_-)]^2 \rangle \\ &= \langle Z(\theta + \varphi_+)^2 \rangle - 2\langle Z(\theta + \varphi_+)Z(\theta + \varphi_-) \rangle + \langle Z(\theta + \varphi_-)^2 \rangle \\ &= \sum_{n=1}^{\infty} (a_n^2 + b_n^2) [1 - \cos(n\Delta\varphi)]. \end{aligned} \quad (17)$$

By substituting φ_- and φ_+ into (16), we obtain the optimal locking range $R[k_*]$ as a function of $\Delta\varphi$ and the Fourier coefficients of Z , namely

$$\begin{aligned} R[k_*] &= \Lambda_*(\varphi_+) - \Lambda_*(\varphi_-) \\ &= \sqrt{P/Q} \sum_{n=1}^{\infty} (a_n^2 + b_n^2) [1 - \cos(n\Delta\varphi)] = \sqrt{P} \sqrt{Q}. \end{aligned} \quad (18)$$

Consequently, to find the optimal control k_* and the maximum locking range $R[k_*]$, it suffices to maximize Q in terms of $\Delta\varphi$. The value of $\Delta\varphi$ that maximizes Q in (17) also satisfies the first order condition $Q'(\Delta\varphi) = \sum_{n=1}^{\infty} n(a_n^2 + b_n^2) \sin(n\Delta\varphi) = 0$, hence there exists a “generic” solution $\Delta\varphi = \pi$, which may not be optimal. Observe that if we set $y = \cos(\Delta\varphi)$, then

$$Q(\Delta\varphi) = q(y) = \sum_{n=1}^{\infty} (a_n^2 + b_n^2) [1 - T_n(y)], \quad (19)$$

where T_n is the n^{th} Chebyshev polynomial of the first kind. Therefore a straightforward criterion for the existence of superior solutions is to check whether q attains its supremum on $(-1, 1)$. In that case we choose $\Delta\varphi = \pm \arccos(y_*)$, and otherwise we choose $\Delta\varphi = \pi$. The optimal waveform is given by

$$k_*(\theta) = \sqrt{P/Q} [Z(\theta + \Delta\varphi) - Z(\theta)]. \quad (20)$$

We omit the phase ambiguity φ_- in (20) because entrainment is asymptotic. The two possible values for $\Delta\varphi$ result in two optimal solutions when the criterion for (19) holds.

4 ENTRAINMENT OF NEURONS

The notion of modeling the dynamics of neurons in the human brain as oscillators has gained wide acceptance among researchers in neuroscience and mathematical biology [17,28]. Because the ability to control the synchronization of neural dynamics has important research and clinical implications [29,30], it is important to explore the pertinence of the entrainment paradigm to neural systems. We consider the entrainment of a neuron by an external stimulus, and use as an example the model of Hodgkin and Huxley [31]. Starting with the commonly used parameterization [17], we reduce the system to the phase model and compute optimal entrainment controls. The objective is either to entrain the model to a given frequency with minimum power (9), or to maximize the range of frequencies (and hence the number of neurons) that can be entrained by a control of fixed power (12). For a given waveform $k(\varnothing t)$ where \varnothing is in a neighborhood of the natural frequency ω , we can numerically approximate the power actually required for entrainment. This allows us to compute the approximately triangular region of entrainability called the Arnold tongue, which is the plot of the minimum amplitude \sqrt{P} required for entrainment versus forcing frequency \varnothing , and which is commonly used to visualize the asymptotic properties of an oscillating system [13,32]. This will be used to illustrate the performance of the controls that we have derived.

The Hodgkin-Huxley model describes the propagation of action potentials in neurons, specifically the squid giant axon, and is used as a canonical example of neural oscillator dynamics. The equations are

$$\begin{aligned} c\dot{V} &= I_b + I(t) - \bar{g}_{Na}h(V - V_{Na})m^3 - \bar{g}_K(V - V_K)n^4 - \bar{g}_L(V - V_L) \\ \dot{m} &= a_m(V)(1 - m) - b_m(V)m, \\ \dot{h} &= a_h(V)(1 - h) - b_h(V)h, \\ \dot{n} &= a_n(V)(1 - n) - b_n(V)n, \end{aligned} \tag{21}$$

The variable V is the voltage across the axon membrane, and m , h , and n are the ion gating variables. I_b is a baseline current that induces the oscillation, and $I(t)$ is the control input. The units of V are millivolts and the units of time are milliseconds. We analyze this system of differential equations as an oscillator $\dot{x} = f(x, u)$, with a periodic limit cycle $\gamma(t) = \gamma(t + T)$ present when $u \equiv 0$. Using the standard parameters $V_{Na} = 50$ mV, $V_K = -77$ mV, $V_L = -54.4$ mV, $\bar{g}_{Na} = 120$ mS/cm², $\bar{g}_K = 36$ mS/cm², $\bar{g}_L = 0.3$ mS/cm², $I_b = 10$ μ A/cm², and $c = 1$ μ F/cm², we compute the limit cycle, which is shown for the voltage V in Figure 1. The period is computed as $T = 14.63842 \pm 10^{-5}$ ms. The “spiking” behavior of the oscillator indicates that this system is stiff, and hence ill-conditioned for

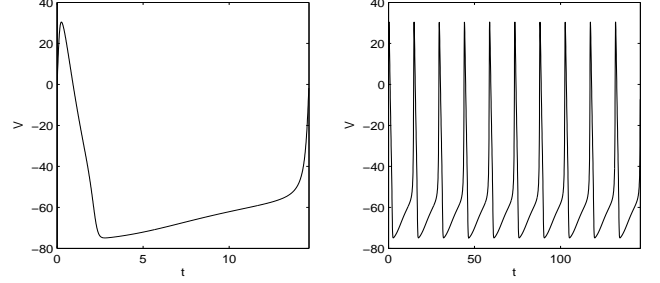


Figure 1. Hodgkin-Huxley limit cycle (left) and “spiking” (right)

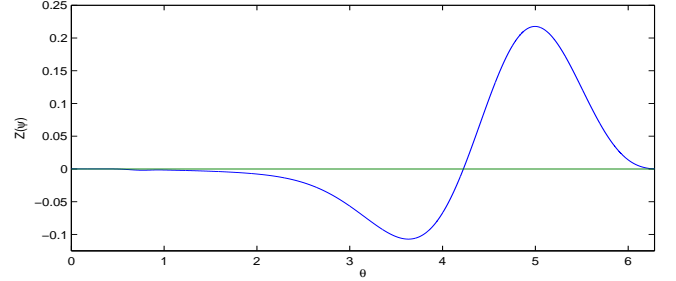


Figure 2. Hodgkin-Huxley phase response curve (PRC)

numerical integration. We use a second order Adams-Bashforth solver to integrate these equations with a relative error tolerance of 10^{-6} . The PRC is computed along the limit cycle with an initial condition $x_0 = (V_0, m_0, n_0, h_0) = (0, 0.51916, 0.2999, 0.4812)$ corresponding to $\psi(0)$, and the result is shown in Figure 2. An absolute error lower than 10^{-4} is maintained by using a grid with step size 0.002. The first and second zero crossings occur at $\psi = 0.4617$ and $\psi = 4.2242$, respectively. Note that u is least effective at the start of the cycle, when the neuron is spiking.

We expand the PRC in a Fourier series as in (14) by using the discrete Fourier transform of $\{Z(j) : j = 2\pi j/N, j = 1, \dots, 5000\}$ to approximate the coefficients. This gives us $\hat{Z}(n) = \sum_{j=1}^N Z(j)\omega_N^{(j-1)(k-1)}$ where $\omega_N = e^{-2\pi i/N}$, and the estimates are $a_n = \Re(\hat{Z}(n)) \cdot 2/N$ and $b_n = -\Im(\hat{Z}(n)) \cdot 2/N$. Because of the phase ambiguity, the choice of $x_0 \in \Gamma$ that is used to compute $\gamma(t)$ influences the values of a_n and b_n , but not the value of $|a_n + ib_n|$. We take 20 Fourier modes for our approximation. The total power of the Hodgkin-Huxley PRC as a periodic waveform is 0.0387, and the modes $k = 1, 2, \dots, 5$ have power 0.01706, 0.01649, 0.00473, 0.00048, and 0.00001, respectively. The modes 2 and 3 have significant power, hence it is insufficient to use a single mode to approximate the PRC. The minimum power waveform (11) is a re-scaled PRC. To compute the maximum range waveform (20), we find that a value of $y_* = -0.05287$ maximizes the polynomial q in (19) on $(-1, 1)$, hence the “generic” solution $\Delta\varphi = \pi$ is not optimal, so we use $\Delta\varphi = \arccos(x_*) = 1.623690$ and get $Q \approx 0.10976 \pm 1$. The polynomial q , its maximum, and the maximum range control waveform (20) with unity power are shown in Figure 3.

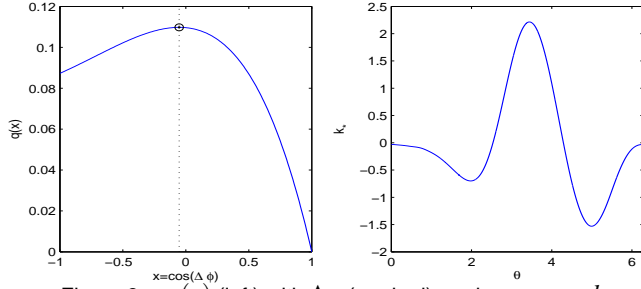


Figure 3. $q(x)$ (left) with $\Delta\phi$ (marked), and max range k_*

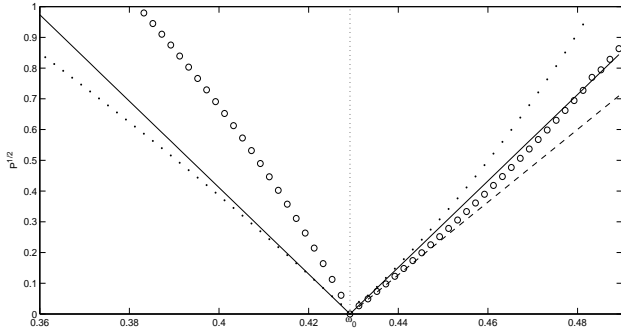


Figure 4. Arnold tongues for Hodgkin-Huxley phase model (2): Minimum power theory (dashed line) and computation (o); Maximum range theory (solid line) and computation (·). The minimum power control functions as intended only to increase frequency, while the maximum range control has a useful symmetry property.

To evaluate the entrainability of a phase-reduced system by a given waveform, we compute the Arnold tongue by determining the power required for entrainment at a given frequency \emptyset . The key idea is that if entrainment does indeed occur, then the response of the oscillator is periodic with a period equal to $T = 2\pi/\emptyset$. If the solution to (2) with $u = k(\emptyset t)$ is sampled at this interval and the sequence $\{\psi(jT)\}_{j \in \mathbb{N}}$ converges, it follows that the control u entrains the phase model. We determine the power $P_*(\emptyset)$ required for the sequence to converge by performing a bisection search, using 150 points of the sequence as a test. A plot of $\sqrt{P_*(\emptyset)}$ vs. \emptyset generates the resulting Arnold tongue. The distinction between the solutions (11) and (20) obtained by using the alternative objectives is illustrated in Figure 4. The results for (11) on the irrelevant range are omitted in other figures. The Arnold tongues for the phase reduced system are presented in Figure 5. Note that the actual Arnold tongues are not linear, and the required power to decrease (increase) the frequency is lower (higher) than predicted by the theory. An issue of fundamental importance is how well the entrainment control works when it is applied to the original Hodgkin-Huxley system. Figure 6 shows $\sqrt{P_*(\emptyset)}$ vs. \emptyset when the same control waveforms are applied to the original system (21). The power required to entrain the state space model to a frequency ω is similar to the theoretical prediction near the natural frequency. By comparing Figures 5 and 6, one sees that the relative entrainability of the phase and state

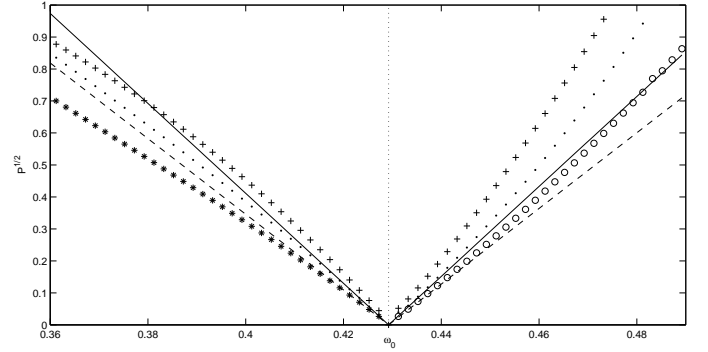


Figure 5. Arnold tongue for Hodgkin-Huxley phase model (2): Minimum power theory (dashed line) and computation for increase (o) and decrease (*) of frequency; Maximum range theory (solid line) and computation (·); sine wave computation (+). The minimum power waveform for increasing (o) (decreasing (*)) ω matches the theory (dashed line) closely near ω_0 for $\omega > \omega_0$ ($\omega < \omega_0$). Similarly, the maximum range waveform (·) matches the theory (solid line) closely near ω_0 , and can be effectively applied to increase or decrease the frequency. The sine wave (+) has the worst performance.

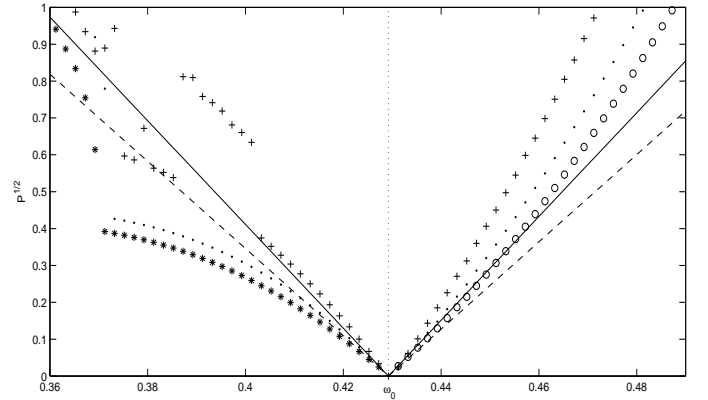


Figure 6. Arnold tongue for Hodgkin-Huxley state-space model (21): Computed minimum power control for increase (o) and decrease (*) of frequency, and theory (dashed line); Computed maximum range (·), and theory (solid line); sine wave (+).

models by the tested waveforms is nearly identical for values of \emptyset near the natural frequency ω_0 . This is strong evidence that optimal entrainment waveforms for a phase-reduced oscillator (2) are optimal in the same sense for the state-space system (1) from which the reduced model is derived.

Conclusions

We have presented a method for optimal entrainment of oscillators given the alternative objectives of minimum control power and maximum range of entrainability. The method that we derived is based on the phase response curve of the oscillator and formal averaging theory. We examine the entrainment

of phase-reduced Hodgkin-Huxley neurons as an example problem, and compute Arnold tongues to evaluate the effectiveness of our controls. Their performance closely matches the theoretical bounds when the weak forcing requirement is fulfilled. The optimal waveforms produce a similar result when applied to the original model, which suggests that optimal entrainment controls for a phase model are optimal for the original system, provided the oscillator remains within a neighborhood of its limit cycle. This work provides a basis for evaluating the effectiveness of phase reduction techniques for the control of oscillating systems. The approach described is of direct interest to researchers in chemistry and neuroscience, and may also be applied to vibration control in engineered systems.

REFERENCES

- [1] Strogatz, S., 2001. *Nonlinear Dynamics And Chaos: With Applications To Physics, Biology, Chemistry, And Engineering*, 1 ed. Studies in nonlinearity. Westview Press.
- [2] Hoppensteadt, F., and Izhikevich, E., 1997. *Weakly connected neural networks*. Springer-Verlag, New Jersey.
- [3] Hanson, F., 1978. “Comparative studies of firefly pacemakers”. *Federation proceedings*, **38**(8), pp. 2158–2164.
- [4] Mirollo, R., and Strogatz, S., 1990. “Synchronization of pulse-coupled biological oscillators”. *SIAM Journal on Applied Mathematics*, **50**(6), pp. 1645–1662.
- [5] Ermentrout, G., and Rinzel, J., 1984. “Beyond a pacemaker’s entrainment limit: phase walk-through”. *American Journal of Physiology - Regulatory, Integrative and Comparative Physiology*, **246**(1).
- [6] Fischer, I., Liu, Y., and Davis, P., 2000. “Synchronization of chaotic semiconductor laser dynamics on subnanosecond time scales and its potential for chaos communication”. *Physical Review A*, **62**.
- [7] Blekhman, I., 1988. *Synchronization in science and technology*. ASME Press translations, New York.
- [8] Izhikevich, E., and Kuramoto, Y., 2006. “Weakly coupled oscillators”. In *Encyclopedia of mathematical physics*. Elsevier.
- [9] Izhikevich, E., 2007. *Dynamical Systems in Neuroscience*. Neuroscience. MIT Press.
- [10] Malkin, I., 1949. *Methods of Poincare and Liapunov in the theory of nonlinear oscillations*. Gostexizdat, Moscow.
- [11] Kornfeld, I., Fomin, S., and Sinai, Y., 1982. *Ergodic theory: Differentiable Dynamical Systems*, Vol. 245 of *Grund. Math. Wissens.* Springer-Verlag.
- [12] Kuramoto, Y., 1984. *Chemical Oscillations, Waves, and Turbulence*. Springer, New York.
- [13] Pikovsky, A., Rosenblum, M., and Kurths, J. *Synchronization: A Universal Concept in Nonlinear Science*. Cambridge University Press.
- [14] Kiss, I., Zhai, I., and Hudson, J., 2002. “Emerging coherence in a population of chemical oscillators”. *Science*, **296**, pp. 1676–1678.
- [15] Hoppensteadt, F., and Izhikevich, E., 1999. “Oscillatory neurocomputers with dynamic connectivity”. *Physical Review Letters*, **82**(14).
- [16] Harada, T., Tanaka, H., Hankins, M., and Kiss, I., 2010. “Optimal waveform for the entrainment of a weakly forced oscillator”. *Physical Review Letters*, **105**(8).
- [17] Brown, E., Moehlis, J., and Holmes, P., 2004. “On the phase reduction and response dynamics of neural oscillator populations”. *Neural Computation*, **16**(4), pp. 673–715.
- [18] Efimov, D., and Raissi, T., 2010. “Phase resetting control based on direct phase response curve”. In *Preprints of the 8th IFAC Symposium on Nonlinear Control Systems*, pp. 332–337.
- [19] Efimov, D., Sacré, P., and Sepulchre, R. “Controlling the phase of an oscillator: A phase response curve approach”. In *Joint 48th Conference on Decision and Control*, pp. 7692–7697.
- [20] Perko, L., 1990. *Differential equations and dynamical systems*, 2 ed. Texts in applied mathematics. Springer.
- [21] Kelley, W., and Peterson, A., 2004. *The Theory of Differential Equations, Classical and Qualitative*. Pearson.
- [22] Aprille, T., and Trick, T., 1972. “A computer algorithm to determine the steady-state response of nonlinear oscillators”. *IEEE Trans. Circuit Theory*, **19**(4), pp. 354–360.
- [23] Khalil, H., 2002. *Nonlinear Systems*, 3 ed. Prentice Hall.
- [24] Peressini, A., Sullivan, F., and Uhl, J., 2000. *Mathematics of Nonlinear Programming*. Springer.
- [25] Ermentrout, B., 1996. “Type I membranes, phase resetting curves, and synchrony”. *Neural Computation*, **8**(5), pp. 979–1001.
- [26] Govaerts, W., and Sautois, B., 2006. “Computation of the phase response curve: A direct numerical approach”. *Neural Computation*, **18**(4), pp. 817–847.
- [27] Ermentrout, B. *Simulating, Analyzing, and Animating Dynamical Systems: A Guide to XPPAUT for Researchers and Students*. SIAM.
- [28] Moehlis, H., Brown, E., and Rabitz, H., 2006. “Optimal inputs for phase models of spiking neurons”. *Journal of Computational and Nonlinear Dynamics*, **1**, pp. 358–367.
- [29] Good, L., 2009. “Control of synchronization of brain dynamics leads to control of epileptic seizures in rodents”. *International Journal of Neural Systems*, **19**(3), pp. 173–196.
- [30] Schiff, S., 1994. “Controlling chaos in the brain”. *Nature*, **370**, pp. 615–620.
- [31] Hodgkin, A., and Huxley, A., 1952. “A quantitative description of membrane current and its application to conduction and excitation in nerve”. *The Journal of Physiology*, **117**(4).
- [32] Coombes, S., and Bressloff, P., 1999. “Mode locking and Arnold tongues in integrate-and-fire neural oscillators”. *Physical Review E*, **60**(2), pp. 2086–2096.