

Computing with space: a tangle formalism for chora and difference

Marius Buliga

Institute of Mathematics, Romanian Academy

P.O. BOX 1-764, RO 014700

București, Romania

Marius.Buliga@imar.ro

This version: 18.04.2011

Abstract

What is space computing, simulation, or understanding? Converging from several sources, this seems to be something more primitive than what is usually meant by computation, something that was along with us since antiquity (the word "choros", "chora", denotes "space" or "place" and is seemingly the most mysterious notion from Plato, described in Timaeus 48e - 53c) which has to do with cybernetics and with the understanding of the front end visual system. It may have some unexpected applications, also. Here, inspired by Bateson (see Supplementary Material), I explore from the mathematical side the point of view that there is no difference between the map and the territory, but instead the transformation of one into another can be understood by using a formalism of tangle diagrams.

This paper continues arXiv:1009.5028 "What is a space? Computations in emergent algebras and the front end visual system" and the arXiv:1007.2362 "Introduction to metric spaces with dilations".

1	The map is the territory	3
2	Computing with space	5
2.1	Computing with tangles	5
2.2	Computations in the front-end visual system as a paradigm	5
2.3	Exploring space	7
2.4	The metaphor of the binocular explorer	8
2.5	Simulating spaces	11
2.6	Axial maps in terms of choroï and carriers	13
2.7	Spacebook	13
3	Colorings of tangle diagrams	13
3.1	Oriented tangle diagrams and trivalent graphs	14
3.2	Colorings with idempotent right quasigroups	16
3.3	Emergent algebras and tangles with decorated crossings	18
3.4	Decorated binary trees	20
3.5	Linearity, self-similarity, Reidemeister III move	21
3.6	Acceptable tangle diagrams	23
3.7	Going to the limit: emergent algebras	24
4	The difference as a universal gate	28
5	The chora	30
5.1	Definition of chora and nested tangle diagrams	30
5.2	Decompositions into choroï and differences	33
6	How to perform Reidemeister III moves	35
7	Appendix I: From maps to dilation structures	38
7.1	Accuracy, precision, resolution, Gromov-Hausdorff distance	39
7.2	Scale	42
7.3	Scale stability. Viewpoint stability	43
7.4	Foveal maps	46
8	Appendix II: Dilation structures	48
8.1	Dilations as morphisms: towards the chora	49
8.2	Normed conical groups	50
8.3	Tangent bundle of a dilation structure	51
8.4	Differentiability with respect to dilation structures	52
9	Supplementary material	52
9.1	Gregory Bateson on maps and difference	52
9.2	Plato about chora	53

1 The map is the territory

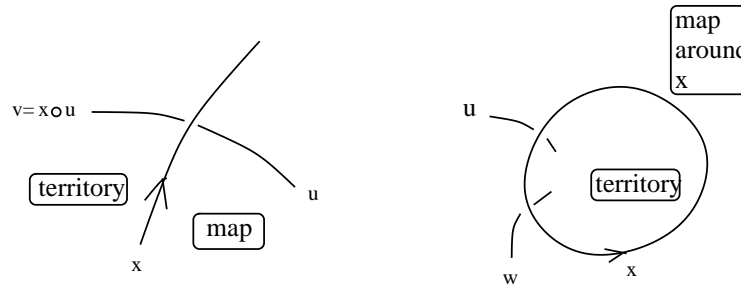
There is a whole discussion around the key phrases "The map is not the territory" and "The map is the territory". The map-territory relation has a wikipedia entry [1] where we find the following relevant citation.

"The expression "the map is not the territory" first appeared in print in the paper [23] that Alfred Korzybski gave at a meeting of the American Association for the Advancement of Science in New Orleans, Louisiana in 1931:

- A) A map may have a structure similar or dissimilar to the structure of the territory,
- B) A map is not the territory.

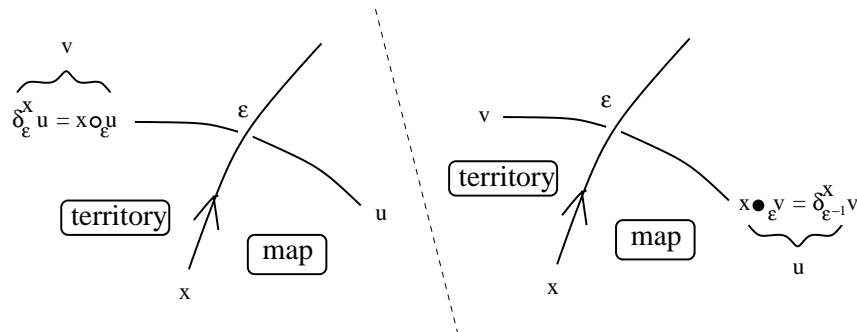
Korzybski's dictum "the map is not the territory" is [...] used to signify that individual people in fact do not in general have access to absolute knowledge of reality, but in fact only have access to a set of beliefs they have built up over time, about reality. So it is considered important to be aware that people's beliefs about reality and their awareness of things (the "map") are not reality itself or everything they could be aware of ("the territory")."

Here, inspired by Bateson (see Supplementary Material), I explore from the mathematical side the point of view that there is no difference between the map and the territory, but instead the transformation of one into another can be understood by using a tangle diagram, of one of the types figured below.



The figure at the right, where the arc decorated by "x" closes itself, plays a special role. For such diagrams I shall use the name "place", or "chora", inspired by the discussion about space, or place, or chora, from Plato' Timaeus (see Supplementary Material about this dialogue).

More precisely, we may imagine that the exploration of the territory provides us with an atlas, a collection of maps, mathematically understood as a family of two operations (see later "emergent algebra"). A more precise figure than the previous one from the right would be the following.



The " ε " which decorates the crossing represents the scale of the map. In the figure at the left, the point " v " from the territory is represented by the "pixel" u from the "map space".

By accepting that "the map is the territory", the point x (as well as the other point v and the pixel u) is at the same time on the map and in the territory. The decorated crossing from the left of the previous figure represents a map, at scale ε , of the territory (near x), which is a function, denoted by δ_ε^x which takes u to v . Equivalently, we may see such a map as a binary operation, denoted by \circ_ε , with inputs x and u and output v . We describe all this by the algebraic relations:

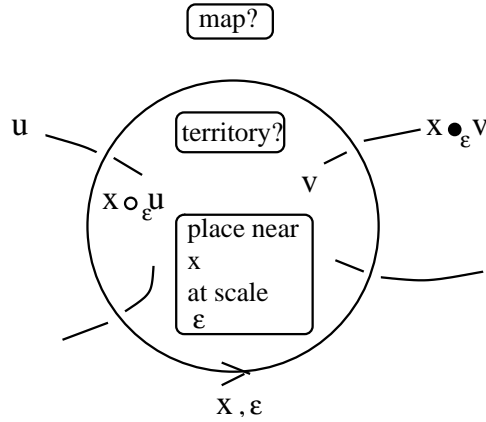
$$v = x \circ_\varepsilon u = \delta_\varepsilon^x u$$

The inverse transformation, or operation, of passing from the territory to the map, is described by the decorated crossing from the right of the previous figure. Algebraically, we write

$$u = x \bullet_\varepsilon v = \delta_{\varepsilon^{-1}}^x v$$

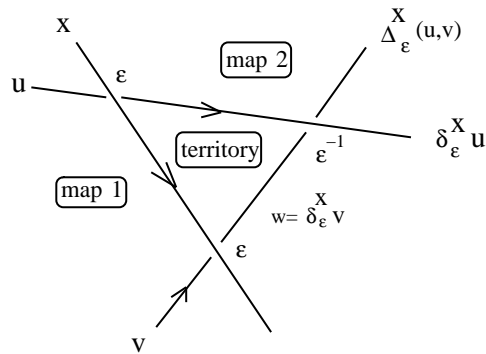
Imagine now a complex diagram, with lots of crossings, decorated by various scale parameters, and segments decorated with points from a space X which is seen both as territory (to explore) and map (of it). In such a diagram the convention map-territory can be only local, around each crossing.

There is though a diagram which could unambiguously serve as a symbol for "the place (near) x at scale ε ".



In this diagram, all crossings which are not decorated have ε as a decoration, but this decoration can be unambiguously placed near the decoration " x " of the closed arc. Such a diagram will bear the name "place (or chora) x at scale ε ".

There is another important diagram, called the "difference".



Indeed, a point " w " from a territory, is seen in two maps. The "map 1" represents the map of the territory made around x . In this map the point w is represented by the pixel " v ", therefore

$$w = \delta_\varepsilon^x v$$

In the same map 1 choose another pixel, denoted by "u". In the territory, this corresponds to the point $\delta_\varepsilon^x u$. But this point admits a map made around it, this is "map 2". With this map, the same point w from the territory is seen at the pixel $\Delta_\varepsilon^x(u, v)$.

There is a function which takes the pixel v , the image of w in the map 1, to the pixel $\Delta_\varepsilon^x(u, v)$, the image of the same w in the map 2. This transition function represents the *difference* between the two maps. In algebraic terms, this difference has the expression:

$$\Delta_\varepsilon^x(u, v) = (x \circ_\varepsilon u) \bullet_\varepsilon (x \circ_\varepsilon v) = \delta_{\varepsilon^{-1}}^{\delta_\varepsilon^x u} \delta_\varepsilon^x v$$

The function $(u, v) \mapsto \Delta_\varepsilon^x(u, v)$ is called the difference at scale ε , with respect to x .

2 Computing with space

What is space computing, simulation, or understanding? Converging from several sources, this seems to be something more primitive than what is meant nowadays by "computation"¹, something that was along with us since antiquity², which has to do with cybernetics and with the understanding of the visual system.

It may have some unexpected applications, also.

My own interest into the subject of simulating space emerged from the realization that most of differential calculus (the background of physics) can be understood as a kind of construction and manipulation of assemblies of dilations as elementary gates (transistor-like). Then, I ask myself, what is the computer which may be constructed with such transistors? For the stem of the idea of space simulation, see the page:

http://imar.ro/~mbuliga/buliga_sim.html

2.1 Computing with tangles

Computations based on manipulation of tangle diagrams are in fact explored ground, for example in Kauffman and Lomonaco Topological Quantum Computing³ which is basically computation with braids, which may be implemented (or not) by anyons⁴. This type of braid computation branded as quantum could be relevant for "space simulation" via the braids formalism first explained in [8]. See also the recent paper by Meredith and Snyder [24] "Knots as processes: a new kind of invariant". Meredith is working towards a kind of space computation, see this link⁵.

2.2 Computations in the front-end visual system as a paradigm

In mathematics "spaces" come in many flavours. There are vector spaces, affine spaces, symmetric spaces, groups and so on. We usually take such objects as the stage where the plot of reasoning is laid. But in fact what we use, in many instances, are properties of particular spaces which, I claim, can be seen as coming from a particular class of computations.

There is though a "space" which is "given" almost beyond doubt, namely the physical space where we all live. But as it regards perception of this space, we know now that things are not so simple. As I am writing these notes, here in Baixo Gavea, my eyes are attracted by the wonderful complexity of a tree near my window. The nature of the tree is foreign to me, as are the other smaller beings growing on or around the tree. I can make some educated guesses about what they are: some are orchids, there is a smaller, iterated version of the big tree. However, somewhere in my brain, at a very fundamental level, the visible space is constructed in my head, before the stage where I am capable of recognizing and naming the objects or beings that I see. I cite from Koenderink [21], p. 126:

¹<http://www.changizi.com/viscomp.pdf>

²The word "choros", "chora", denotes "space" or "place" and is seemingly the most mysterious notion from Plato, described in Timaeus 48e - 53c, and appears as a third class needed in Plato's description of the universe, <http://www.ellopos.net/elpenor/physics/plato-timaeus/space.asp>

³<http://www.math.uic.edu/~kauffman/Quanta.pdf>

⁴http://en.wikipedia.org/wiki/Topological_quantum_computer

⁵<http://biosimilarity.blogspot.com/2009/12/secret-life-of-space.html>

”The brain can organize *itself* through information obtained via interactions with the physical world into an embodiment of geometry, it becomes a veritable *geometry engine*. [...]”

There may be a point in holding that many of the better-known brain processes are most easily understood in terms of differential geometrical calculations running on massively parallel processor arrays whose nodes can be understood quite directly in terms of multilinear operators (vectors, tensors, etc). In this view brain processes in fact are space.”

In the paper [22] Koenderink, Kappers and van Doorn study the ”front end visual system” starting from general invariance principles. They define the ”front end visual system” as ”the interface between the light field and those parts of the brain nearest to the transduction stage”. After explaining that the ”exact limits of the interface are essentially arbitrary”, the authors propose the following characterization of what the front end visual system does, section 1 [22]:

1. ”the front end is a ”machine” in the sense of a syntactical transformer;
2. there is no semantics. The front end processes structure;
3. the front end is precategory, thus – in a way – the front end does not compute anything;
4. the front end operates in a bottom-up fashion. Top down commands based upon semantical interpretations are not considered to be part of the front end proper;
5. the front end is a deterministic machine; ... all output depends causally on the (total) input from the immediate past.”
6. ”What is not explicitly encoded by the front end is irretrievably lost. Thus the front end should be universal (undedicated) and yet should provide explicit data structures (in order to sustain fast processing past the front end) without sacrificing completeness (everything of potential importance to the survival of the agent has to be represented somehow).”

The authors arrive at the conclusion that the (part of the brain dealing with vision) is a ”geometry engine”, working somehow with the help of many elementary circuits which implement (a discretization of?) differential calculus using partial derivatives up to order 4. I cite from the last paragraph of section 1, just before the beginning of sections 1.1 [22].

”In a local representation one can do without extensive (that is spatial, or geometrical) properties and represent everything in terms of intensive properties. This obviates the need for explicit geometrical expertise. The local representation of geometry is the typical tool of differential geometry. ... The columnar organization of representation in primate visual cortex suggests exactly such a structure.”

So, the front end does perform a kind of a computation, although a very particular one. It is not, at first sight, a logical, boolean type of computation. I think this is what Koenderink and coauthors want to say in point 3. of the characterization of the front end visual system.

We may imagine that there is an abstract mathematical ”front end” which, if fed with the definition of a ”space”, then spews out a ”data structure” which is used for ”past processing”, that is for mathematical reasoning in that space. (In fact, when we say ”let M be a manifold”, for example, we don’t ”have” that manifold, only some properties of it, together with some very general abstract nonsense concerning ”legal” manipulations in the universe of ”manifolds”. All these can be likened with the image that we get past the ”front end” , in the sense that, like a real perceived image, we see it all, but we are incapable of really enumerating and naming all that we see.)

Even more, we may think that the physical space can be understood, at some very fundamental level, as the input of a ”universal front end”, and physical observers are ”universal

front ends". That is, maybe biology uses at a different scale an embodiment of a fundamental mechanism of the nature.

Thus, the biologically inspired viewpoint is that observers are like universal front ends looking at the same (but otherwise unknown) space. Interestingly this may give a link between the problem of "local sign" in neuroscience and the problem of understanding the properties of the physical space as emerging from some non-geometrical, more fundamental structure, like a net, a foam, a graph...

Indeed, in this physics research, one wants to obtain geometrical structure of the space (for example that locally, at the macroscopic scale, it looks like \mathbb{R}^n) from a non spatial like structure, "seen from afar" (not unlike Gromov does with metric spaces). But in fact the brain does this all the time: from a class of intensive quantities (like the electric impulses sent by the neurons in the retina) the front end visual system reconstructs the space, literally as we see it. How it does it without "geometrical expertise" is called in neuroscience the problem of the "local sign" or of the "homunculus".

In [8] is proposed an equivalence between the problem of "local sign" in vision and the problem of constructing space as an emergent reality, coming from a non-spatial substrate. In [9] I formulated things more clearly and proposed the following equivalence:

(A) reality emerges from a more primitive, non-geometrical, reality

in the same way as

(B) the brain construct (understands, simulates, transforms, encodes or decodes) the image of reality, starting from intensive properties (like a bunch of spiking signals sent by receptors in the retina), without any use of extensive (i.e. spatial or geometric) properties.

The problem (B) is known in life sciences as the problem of "local sign" [21] [22]. Indeed, any use of extensive properties would lead to the "homunculus fallacy"⁶.

These equivalent problems are difficult and wonderfully simple:

- we don't know how to solve completely problem (A) (in physics) or problem (B) (in neuroscience),
- but our ventral/dorsal streams and cerebellum do this all the time in about 150 ms. Moreover, any fly does it, as witnessed by its spectacular flight capacities [16].

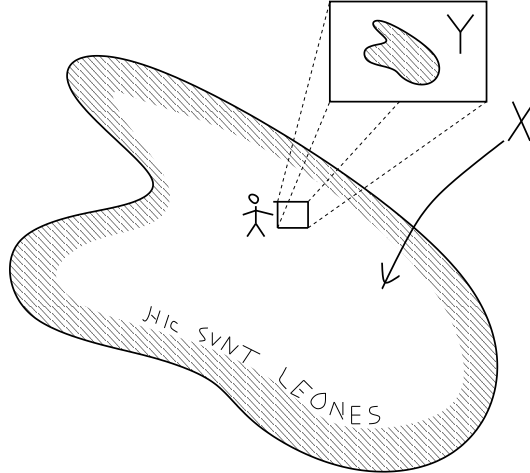
The backbone of the argument is that, as boolean logic is based on a primitive gate (like NAND), differential calculus and differential geometry are also based on a primitive gate (a dilation gate), appearing naturally from the least sophisticated strategy of exploration which a binocular creature might have, namely jumping randomly from a place to another, orienting herself by comparing what she sees with her two eyes.

2.3 Exploring space

I shall discuss about the simplest strategy to explore an unknown territory X . For this we send an explorer to look around. The explorer will make charts of parts of X into X , then use these charts in order to plan its movements.

I shall suppose that we can put a distance on the set X , that is a function $d : X \times X \rightarrow [0, +\infty)$ which satisfies the following requirement: for any three points $x, y, z \in X$ there is a bijective correspondence with a triple A,B,C in the plane such that the sizes (lengths) of AB, BC, AC are equal respectively with $d(x, y)$, $d(y, z)$, $d(z, x)$. Basically, we accept that we can represent in the plane any three points from the space X . An interpretation of the distance $d(x, y)$ is the following: the explorer has a ruler and $d(x, y)$ is the numerical value shown by the ruler when stretched between points marked with "x" and "y". (Then the explorer has to use somehow these numbers in order to make a chart of X .)

⁶http://en.wikipedia.org/wiki/Homunculus_argument



A too simple model. The explorer (call her Alice) wants to make a chart of a newly discovered land X on the piece of paper Y – or by using a mound of clay Y , or by using any mean of recording her discoveries on charts done in the metric space (Y, D) . "Understanding" the space X (with respect to the choice of the "gauge" function d) into the terms of the more familiar space Y means making a chart $f : X \rightarrow Y$ of X into Y which is not deforming distances too much. Ideally, a perfect chart has to be Lipschitz, that is the distances between points in X are transformed by the chart into distances between points in Y , with a precision independent of the scale: the chart f is (bi)Lipschitz if there are positive numbers $c < C$ such that for any two points $x, y \in X$

$$c d(x, y) \leq D(f(x), f(y)) \leq C d(x, y)$$

This would be a very good chart, because it would tell how X is at all scales. There are two difficulties related to this model. First, it is impossible to make such a chart in practice. What we can do instead, is to sample the space X (take a ε -dense subset of X with respect to the distance d) and try to represent as good as possible this subspace in Y . Mathematically this is like asking for the chart function f to have the following property: there are supplementary positive constants a, A such that for any two points $x, y \in X$

$$c d(x, y) - a \leq D(f(x), f(y)) \leq C d(x, y) + A$$

The second difficulty is that such a chart might not exist at all, from mathematical reasons (there is no quasi-isometry between the metric spaces (X, d) and (Y, D)). Such a chart exists of course if we want to make charts of regions with bounded distance, but remark that all details are erased at small scale. The remedy would be to make better and better charts, at smaller and smaller scales, eventually obtaining something resembling a road atlas, with charts of countries, regions, counties, cities, charts which have to be compatible one with another in a clear sense.

2.4 The metaphor of the binocular explorer

Let us go into details of the following exploration program of the space X : the explorer Alice jumps randomly in the metric space (X, d) , making drafts of maps at scale ε and simultaneously orienting herself by using these draft maps.

I shall explain each part of this exploration problem.

Making maps at scale ε . I shall suppose that Alice, while at $x \in X$, makes a map at scale ε of a neighbourhood of x , called $V_\varepsilon(x)$, into another neighbourhood of x , called $U_\varepsilon(x)$. The map is a function:

$$\delta_\varepsilon^x : U_\varepsilon(x) \rightarrow V_\varepsilon(x)$$

The "distance on the map" is just:

$$d_\varepsilon^x(u, v) = \frac{1}{\varepsilon} d(\delta_\varepsilon^x u, \delta_\varepsilon^x v) \quad (1)$$

so the map δ_ε^x is indeed a rescaling map, with scale ε .

We suppose of course that the map δ_ε^x is a bijection and we call the inverse of it by the name $\delta_{\varepsilon^{-1}}^x$.

We may suppose that the map of Alice, while being at point x , is a piece of paper laying down on the ground, centered such that the "x" on paper coincides with the place in X marked by "x". In mathematical terms, I ask that

$$\delta_\varepsilon^x x = x \quad (2)$$

Jumping randomly in the space X . For random walks we need random walk kernels, therefore we shall suppose that metric balls in (X, d) have finite, non zero, (Hausdorff) measure. Let μ be the associated Hausdorff measure. The ε -random walk is then random jumping from x into the ball $B(x, \varepsilon)$, so the random walk kernel is

$$m_x^\varepsilon = \frac{1}{\mu(B(x, \varepsilon))} \mu|_{B(x, \varepsilon)} \quad (3)$$

but any Borel probability $m_x^\varepsilon \in \mathcal{P}(X)$ would be good.

Compatibility considerations. At his point I want to add some relations which give a more precise meaning to the scale ε .

I shall first introduce a standard notation. If $f : X_1 \rightarrow X_2$ is a Borel map and $\mu \in \mathcal{P}(X_1)$ is a probability measure in the space X_1 then the push-forward of μ through f is the probability measure $f\#\mu \in \mathcal{P}(X_2)$ defined by: for any $B \in \mathcal{B}(X_2)$

$$(f\#\mu)(B) = \mu(f^{-1}(B))$$

For example, notice that the random walk kernel is transported into a random walk kernel by the inverse of the map $\delta_{\varepsilon^{-1}}^x$. I shall impose that for any (open) set $A \subset U_\varepsilon(x)$ we have

$$m_x^\varepsilon(\delta_\varepsilon^x(A)) = m_x(A) + \mathcal{O}(\varepsilon) \quad (4)$$

where $\mathcal{O}(\varepsilon)$ is a function (independent on x and A) going to zero as ε is going to zero and m_x is a random walk kernel of the map representation $(U_\varepsilon(x), d_\varepsilon^x)$, more precisely this is a Borel probability. With the previously induced notation, relation (4) appears as:

$$\delta_{\varepsilon^{-1}}^x \# m_x^\varepsilon(A) = m_x(A) + \mathcal{O}(\varepsilon)$$

Another condition to be imposed is that V_ε is approximately the ball $B(x, \varepsilon)$, in the following sense:

$$m_x(U_\varepsilon(x) \setminus \delta_{\varepsilon^{-1}}^x B(x, \varepsilon)) = \mathcal{O}(\varepsilon) \quad (5)$$

Multiple drafts reality. We may see the atlas that Alice draws as a "multiple drafts" theory of (X, d) . Indeed, the reality at scale ε (and centered at $x \in X$), according to Alice's exploration, can be seen as the triple:

$$(U_\varepsilon(x), d_\varepsilon^x, \delta_{\varepsilon^{-1}}^x \# m_x^\varepsilon)$$

Moreover, we may think that the data used to construct Alice's atlas are: the distance d and for any $x \in X$ and $\varepsilon > 0$, the functions δ_ε^x and the probability measures m_x^ε .

For any $x \in X$ and $\varepsilon > 0$ these data may be transported to the "reality at scale ε , centered at $x \in X$ ". Indeed, transporting all the data by the function δ_ε^x , we get d_ε^x instead of d , and for any $u \in X$ (sufficiently close to x w.r.t. the distance d) and any $\mu > 0$, we define the relative map making functions:

$$\delta_{\varepsilon, \mu}^{x, u} = \delta_{\varepsilon^{-1}}^x \delta_\mu^{\delta_\varepsilon^x u} \delta_\varepsilon^x \quad (6)$$

and the relative kernels of random walks:

$$m_{x,u}^{\varepsilon,\mu} = \delta_{\varepsilon^{-1}}^x \# m_u^\mu \quad (7)$$

With these data I define $reality(x, \varepsilon)$ as:

$$reality(x, \varepsilon) = (x, \varepsilon, d_\varepsilon^x, (u, \mu) \mapsto (\delta_{\varepsilon,\mu}^{x,u}, m_{x,u}^{\varepsilon,\mu})) \quad (8)$$

Remark that now we may repeat this construction and define $reality(x, \varepsilon)(y, \mu)$, and so on. A sufficient condition for having a "multiple drafts" like reality:

$$reality(x, \varepsilon)(x, \mu) = reality(x, \varepsilon\mu)$$

is to suppose that for any $x \in X$ and any $\varepsilon, \mu > 0$ we have

$$\delta_\varepsilon^x \delta_\mu^x = \delta_{\varepsilon\mu}^x \quad (9)$$

For more discussion about this (but without considering random walk kernels) see section 2.3 [10] and references therein about the notion of "metric profiles".

Binocular orientation. Here I explain how Alice orients herself by using the draft maps from her atlas. Remember that Alice jumps from x to $\delta_\varepsilon^x u$ (the point u on her map centered at x). Once arrived at $\delta_\varepsilon^x u$, Alice draws another map and then she uses a binocular approach to understand what she sees from her new location. She compares the maps simultaneously. Each map is like a telescope, a microscope, or an eye. Alice has two eyes. With one she sees $reality(x, \varepsilon)$ and, with the other, $reality(\delta_\varepsilon^x u, \varepsilon)$. These two "retinal images" are compatible in a very specific sense, which gives to Alice the sense of her movements. Namely Alice uses the following mathematical fact, which was explained before several times, in the language of: "dilatation structures" [2] [3], "metric spaces with dilations" [10] (but not using groupoids), "emergent algebras" [6] (showing that the distance is not necessary for having the result, and also not using groupoids), [11] (using normed groupoids).

Theorem 2.1 *There is a groupoid (a small category with invertible arrows) $Tr(X, \varepsilon)$ which has as objects $reality(x, \varepsilon)$, defined at (8), for all $x \in X$, and as arrows the functions:*

$$\Sigma_\varepsilon^x(u, \cdot) : reality(\delta_\varepsilon^x u, \varepsilon) \rightarrow reality(x, \varepsilon) \quad (10)$$

defined for any $u, v \in U_\varepsilon(x)$ by:

$$\Sigma_\varepsilon^x(u, v) = \delta_{\varepsilon^{-1}}^x \delta_\varepsilon^{\delta_\varepsilon^x u} v \quad (11)$$

Moreover, all arrows are isomorphisms (they are isometries and transport in the right way the structures defined at (6) and (7), from the source of the arrow to the target of it).

Therefore Alice, by comparing the maps she has, orients herself by using the "approximate translation by u " $\Sigma_\varepsilon^x(u, \cdot)$ (11), which appears as an isomorphism between the two realities, cf. (10). This function deserves the name "approximate translation", as proved elsewhere [2] [3] [6], because of the following reason: if we suppose that $reality(x, \varepsilon)$ converges as the scale ε goes to 0, then $\Sigma_\varepsilon^x(u, \cdot)$ should converge to the translation by u , as seen in the tangent space as x . Namely we have the following mathematical definition and theorem (for the proof see the cited references; the only new thing concerns the convergence of the random walk kernel, but this is an easy consequence of the compatibility conditions (4) (5)).

Definition 2.2 *A metric space with dilations and random walk (or dilatation structure with a random walk) is a structure (X, d, δ, m) such that:*

- (a) (X, d, δ) is a normed uniform idempotent right quasigroup (or dilatation structure), cf. [7] Definition 7.1.

(b) m is a random walk kernel, that is for every $\varepsilon > 0$ we have a measurable function $x \in X \mapsto m_x^\varepsilon \in \mathcal{P}(X)$ (a transversal function on the pair groupoid $X \times X$, in the sense of [14] p. 35) which satisfies the compatibility conditions (4) (5).

Theorem 2.3 Let (X, d, δ, m) be a dilatation structure with a random walk. Then for any $x \in X$, as the scale ε goes to 0 the structure $\text{reality}(x, \varepsilon)$ converges to $\text{reality}(x, 0)$ defined by:

$$\text{reality}(x, 0) = (x, 0, d^x, (u, \mu) \mapsto (\delta_\mu^{x,u}, m_{x,u}^\mu)) \quad (12)$$

in the sense that d_ε^x converges uniformly to d^x , dilations $\delta_{\varepsilon,\mu}^{x,u}$ converge uniformly to dilations $\delta_\mu^{x,u}$, probabilities $m_{x,u}^{\varepsilon,\mu}$ converge simply to probabilities $m_{x,u}^\mu$. Finally $\Sigma_\varepsilon^x(\cdot, \cdot)$ converges uniformly to a conical group operation.

Conical groups are a (noncommutative and vast) generalization of real vector spaces. See for this [3].

Alice knows the differential geometry of X . All is hidden in dilations (or maps made by Alice) δ_ε^x . They encode the approximate (theorem 2.1) and exact (theorem 2.3) differential AND algebraic structure of the tangent bundle of X .

Alice communicates with Bob. Now Alice wants to send Bob her knowledge. Bob lives in the metric space (Y, D) , which was well explored previously, therefore himself knows well the differential geometry and calculus in the space Y .

Based on Alice's informations, Bob hopes to construct a Lipschitz function from an open set in X with image an open set in Y . If he succeeds, then he will know all that Alice knows (by transport of all relevant structure using his Lipschitz function). But he might fail, because of a strong mathematical result. Indeed, as a consequence of Rademacher theorem (see Pansu [26], for a Rademacher theorem for Lipschitz function between Carnot groups, a type of conical groups), if such a function would exist then it would be differentiable almost everywhere. The differential (at a point) is a morphism of conical groups which commutes with Alice's and Bob's maps (their respective dilations). Or, it might happen that there is no non-trivial such morphism and we arrive at a contradiction!

This is not a matter of topology (continuous or discrete, or complex topological features at all scales), but a matter having to do with the construction of the "realities" (in the sense of relation (8), having all to do with differential calculus and differential geometry in the most fundamental sense).

Therefore, another strategy of Alice would be to communicate to Bob not all details of her map, but the relevant algebraic identities that her maps (dilations) satisfy. Then Bob may try to simulate what Alice saw. This is a path first suggested in [8].

2.5 Simulating spaces

Let us consider some examples of spaces, like: the real world, a virtual world of a game, mathematical spaces as manifolds, fractals, symmetric spaces, groups, linear spaces ...

All these spaces may be characterized by the class of algebraic/differential computations which are possible, like: zoom into details, look from afar, describe velocities and perform other differential calculations needed for describing the physics of such a space, perform reflexions (as in symmetric spaces), linear combinations (as in linear spaces), do affine or projective geometry constructions and so on.

Suppose that on a set X (called "a space") there is an operation

$$(x, y) \mapsto x \circ_\varepsilon y$$

which is dilation-like. Here ε is a parameter belonging to a commutative group Γ , for simplicity let us take $\Gamma = (0, +\infty)$ with multiplication as the group operation.

By "dilation-like" I mean the following: for any $x \in X$ the function

$$y \mapsto \delta_\varepsilon^x y = x \circ_\varepsilon y$$

behaves like a dilation in a vector space, that is

- (a) for any $\varepsilon, \mu \in (0, +\infty)$ we have $\delta_\varepsilon^x \delta_\mu^x = \delta_{\varepsilon\mu}^x$ and $\delta_1^x = id$;
- (b) the limit as ε goes to 0 of $\delta_\varepsilon^x y$ is x , uniformly with respect to x, y .

Then the dilation operation is the basic building block of both the algebraic structure of the space (operations in the tangent spaces) and the differential calculus in the space, as it will be explained further. This leads to the introduction of emergent algebras [6].

Something amazing happens if we take compositions of dilations, like this ones

$$\Delta_\varepsilon^x(u, v) = \delta_{\varepsilon^{-1}}^{\delta_\varepsilon^x u} \delta_\varepsilon^x u$$

$$\Sigma_\varepsilon^x(u, v) = \delta_{\varepsilon^{-1}}^x \delta_\varepsilon^{\delta_\varepsilon^x u} v$$

called the approximate difference, respectively approximate sum operations based at x . If we suppose that $(x, u, v) \mapsto \Delta_\varepsilon^x(u, v)$ and $(x, u, v) \mapsto \Sigma_\varepsilon^x(u, v)$ converge uniformly as $\varepsilon \rightarrow 0$ to $(x, u, v) \mapsto \Delta^x(u, v)$ and $(x, u, v) \mapsto \Sigma^x(u, v)$ then, out of apparently nothing, we get that Σ^x is a group operation with x as neutral element, which can be interpreted as the operation of vector addition in the "tangent space at x " (even if there is no properly defined such space).

To convince you about this just look at the following example: $X = \mathbb{R}^n$ and

$$x \circ_\varepsilon y = \delta_\varepsilon^x y = x + \varepsilon(-x + y)$$

Then the approximate difference and sum operations based at x have the expressions:

$$\Delta_\varepsilon^x(u, v) = x + \varepsilon(-x + u) + (-u + v) \quad \rightarrow \quad x - u + v$$

$$\Sigma_\varepsilon^x(u, v) = u + \varepsilon(-u + x) + (-x + v) \quad \rightarrow \quad u - x + v$$

Moreover, with the same dilation operation we may define something resembling very much with differentiation. Take a function $f : X \rightarrow X$, then define

$$D_\varepsilon f(x)u = \delta_{\varepsilon^{-1}}^{f(x)} f \delta_\varepsilon^x(u)$$

In the particular example used previously we get

$$D_\varepsilon f(x)u = f(x) + \frac{1}{\varepsilon}(-f(x) + f(x + \varepsilon(-x + u)))$$

which shows that the limit as ε goes to 0 of $u \mapsto D_\varepsilon f(x)u$ is a kind of differential.

Such computations are finite or virtually infinite "recipes", which can be implemented by some class of circuits made by very simple gates based on dilation operations (as in boolean computing, where transistors are universal gates for computing boolean functions).

(Computation in) a space is then described by emergent algebras [6], which are inspired by the considerations about a formal calculus with binary decorated planar trees in relation with dilatation structures [2]:

A - a class of transistor-like gates, with in/out ports labelled by points of the space and an internal state variable which can be interpreted as "scale". I propose dilations as such gates (basically these are idempotent right quasigroup operations).

B - a class of elementary circuits made of such gates (these are the "generators" of the space). The elementary circuits have the property that the output converges as the scale goes to zero, uniformly with respect to the input.

C - a class of equivalence rules saying that some simple assemblies of elementary circuits have equivalent function, or saying that relations between those simple assemblies converge to relations of the space as the scale goes to zero.

Seen like this, "simulating a space" means: give a set of transistors (and maybe some non-emergent operations and relations), elementary circuits and relations which are sufficient to generate any interesting computation in this space.

For the moment I know how to simulate affine spaces [3], sub-riemannian or Carnot-Carathéodory spaces [5], riemannian [6] or sub-riemannian symmetric spaces [7].

2.6 Axial maps in terms of choroï and carriers

There is yet another field which may be relevant for space computation: architecture. Here several names come to mind, like Christopher Alexander and Bill Hillier⁷. Especially the notion of "axial map", which could be just an embodiment of a dilation structure, is relevant [18], [30]. The notion of "axial map" still escapes a rigorous mathematical definition, but seems to be highly significant in order to understand emergent social behaviour⁸.

From the article [30]:

"Hillier and Hanson (1984) noted that urban space in particular seems to comprise two fundamental elements: "stringiness" and "beadiness" such that the space of the systems tends to resemble beads on a string. They write: "We can define "stringiness" as being to do with the extension of space in one dimension, whereas "beadiness" is to do with the extension of space in two dimensions" (page 91).

Hence, the epistemology of their methodology involves the investigation of how space is constructed in terms of configurations of interconnected beads and strings. To this end, they develop a more formal definition of the elements in which strings become "axial lines" and beads "convex spaces". The definition they give is one that is easily understood by human researchers, but which, it has transpired, is difficult to translate into a computational approach: "An axial map of the open space structure of the settlement will be the least set of [axial] lines which pass through each convex space and makes all axial links" (Hillier and Hanson, 1984, pages 91-92)."

In my opinion, a good embodiment of an axial map is a dilation structure. In fact, a weaker version of a dilation structure would be enough. In this formalism the axial lines are differences and the beads are choroï.

In this case a tangle diagram superimposed on a geographical map of a place (like a city) would explain also how to move in this place. Differences are like carriers along the architect' axial lines and beads are convex places (because of the mathematically obvious result that a subset of the plane is closed with respect to taking dilations of coefficients smaller than 1 if and only if it is convex). An axial map is thus a skeleton for the freedom of movement in a place.

2.7 Spacebook

(Name coined by Mark Changizi in a mail exchange, after seeing the first version of this paper).

How to make your library my library? see Changizi article "The Problem With the Web and E-Books Is That There's No Space for Them"⁹ The problem in fact is that to me the brain-spatial interface of Changizi library is largely incomprehensible. I have to spend time in order to reconstruct it in my head. The idea is then to do a "facebook" for space competences. How to share spatial computations?

3 Colorings of tangle diagrams

The idempotent right quasigroups are related to algebraic structures appearing in knot theory. J.C. Conway and G.C. Wraith, in their unpublished correspondence from 1959, used the name "wrack" for a self-distributive right quasigroup generated by a link diagram. Later, Fenn and Rourke [17] proposed the name "rack" instead. Quandles are particular case of racks, namely self-distributive idempotent right quasigroups. They were introduced by Joyce [19], as a distillation of the Reidemeister moves.

The axioms of a (rack ; quandle ; irq) correspond respectively to the (2,3 ; 1,2,3 ; 1,2) Reidemeister moves. That is why we shall use decorated braids diagrams in order to explain what emergent algebras are.

⁷ for an intro see Diagrammatic Transformation of Architectural Space, Kenneth J. Knoespel Georgia Institute of Technology, <http://www.lcc.gatech.edu/~knoespel/Publications/DiagTransofArchSpace.pdf>

⁸http://en.wikipedia.org/wiki/Space_syntax

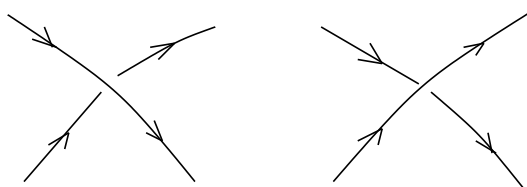
⁹<http://www.psychologytoday.com/blog/nature-brain-and-culture/201102/the-problem-the-web-and-e-books-is-there-s-no-space-them>

The basic idea of racks and quandles is that these are algebraic operations related to the coloring of tangles diagrams.

3.1 Oriented tangle diagrams and trivalent graphs

Visually, a oriented tangle diagram is the result of a regular projection on a plane of a properly embedded in the 3-dimensional space, oriented, one dimensional manifold, together with additional over- and under-information at crossings (adapted from the "Tangle, relative link" article from Encyclopaedia of mathematics. Supplement. Vol. III. Edited by M. Hazewinkel. Kluwer Academic Publishers, Dordrecht, 2001, page 395).

Because the tangle diagram is oriented, there are two types of crossings, indicated in the next figure.



The tangle which projects to the tangle diagram is to be seen as a "parameterization" of the tangle diagram. In this sense, by using the image of the tangle diagram with over- and under-crossings, it is easy to define an "arc" of the diagram as the projection of a (part of a) 1-dimensional embedded manifold from the tangle. Arcs can be open or closed. An arc decomposes into connected parts (again by using the first image of a tangle diagram) which are called segments.

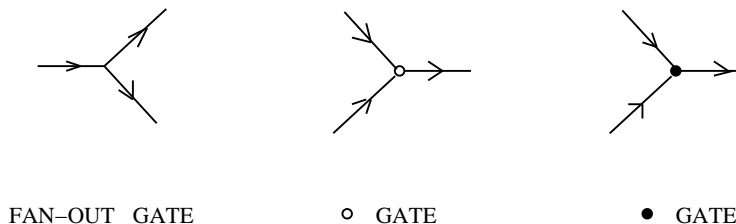
An input segment is a segment which enters (with respect to its orientation) into a crossing but it does not exit from a crossing. Likewise, an output segment is one which exits from a crossing but there is no crossing where this segment enters.

Oriented tangle diagrams are considered only up to continuous deformations of the plane.

Further I shall use, if necessary, the name "first image of a tangle diagram", if the oriented tangle diagram is represented with this convention. There is a "second image", which I explain next. In a sense, the true image of a tangle diagram is the second one, mainly because in this paper the fundamental object is the oriented tangle diagram, NOT the tangle which projects on the plane to the oriented tangle diagram.

For the second image I use a chord diagram, or a Gauss diagram type of indication of crossings. See [13] [20] for more on the mathematical aspects of chord diagrams.

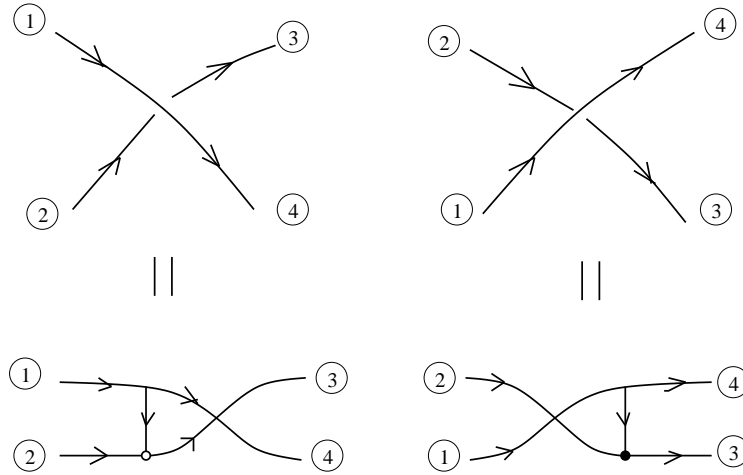
We may see a crossing like a gate, or black box with two inputs and two outputs. We open the black box and inside we find a combination of two simpler gates, among the following three available: the FAN-OUT, the \circ and the \bullet gate.



By using these gates we may transform the oriented tangle diagram into a oriented planar graph with 3-valent 2-valent or 1-valent nodes, that is into a circuit made only with these gates, connected by wires which could cross (crossings of wires in this graph has no meaning). The graph is planar in the sense that each trivalent node, which represents one of these 3 gates, inherits an orientation coming from the plane. A trivalent node is either

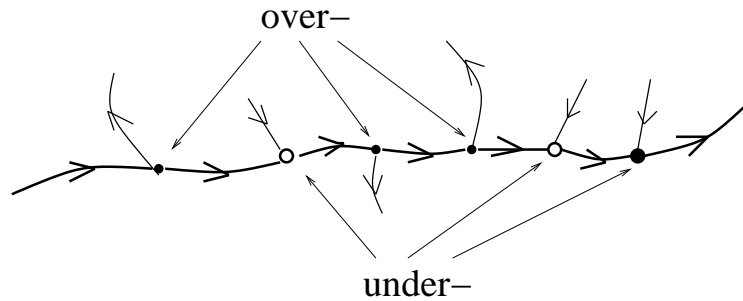
undecorated, if it belongs to a FAN-OUT gate, or decorated by a \circ or a \bullet , if it belongs to a \circ gate or a \bullet gate respectively.

This graph is obtained by the following procedure. 1-valent nodes represent input or output tangle segments. 2-valent nodes are used for closing an arc. These 2-valent nodes can be replaced by 3-valent nodes (corresponding to FAN-OUT gates), with the price of introducing also a 1-valent node. Crossings are replaced by combinations of trivalent nodes, as explained in the next figure.



In the second image of a tangle diagram, all segments are wires connecting the nodes of the graph, but some wires are not segments, namely the ones which connect a FAN-OUT with the corresponding \circ gate or \bullet gate (i.e. with the gate which constitutes together with the respective FAN-OUT a coding for a over- or under-crossing). The wires which are not segments are called "chords".

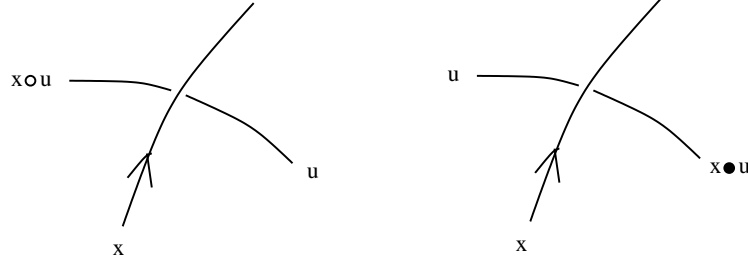
Arcs appear as connected unions of segments with compatible orientations (such that we can choose a segment of the arc and then walk along the whole arc, by following the local directions indicated by each segment). By walking along an arc, we can recognize the crossings: undecorated nodes correspond to over-crossings and decorated nodes to under-crossings.



As a circuit made by gates (in the second image), a tangle diagram appears as an ordered list of its crossings gates, each crossing gate being given as a pair of FAN-OUT and one of the other two gates. 1-valent nodes appear as input nodes (in a separate INPUT list), or as output nodes (in the OUTPUT list). The wiring is given as a matrix M of connectivity, namely the element M_{ij} corresponding to the pair of nodes (i, j) (from the trivalent and 1-valent graph, independently on the pairing of nodes given by the crossings) is equal to 1 if there is a wire oriented from i to j , otherwise is equal to 0. The definition is unambiguous because from i to j can be at most one oriented wire.

3.2 Colorings with idempotent right quasigroups

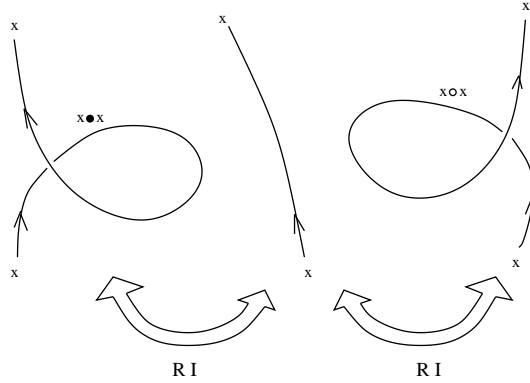
Let X be a set of colors which will be used to decorate the segments in a (oriented) tangle diagram. There are two binary operations on S related to the coloring, as shown in the next figure.



Notice that only matters the orientation of the arc which passes over.

We have therefore a set X endowed with two operations \circ and \bullet . We want these operations to satisfy some conditions which ensure that the decoration of the segments of the tangle diagram rest unchanged after performing a Reidemeister move I or II on the tangle diagram. This is explained further. We show only the part of a (larger) diagram which changes during a Reidemeister move, with the convention that what is not shown will not change after the Reidemeister move is done.

The first condition, related to the Reidemeister move I, is depicted in the next figure.



It means that we can decorate "tadpoles" such that we may remove them (by using the Reidemeister move I) afterwards. In algebraic terms, this condition means that we want the operations \circ and \bullet to be idempotent:

$$x \circ x = x \bullet x = x$$

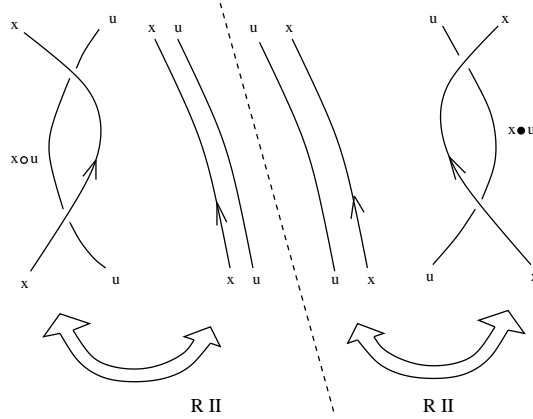
for all $x \in X$.

The second condition is related to the Reidemeister II move. It means that we can decorate the segments of a pair of arcs as shown in the following picture, in such a way that we can perform the Reidemeister II move and eliminate a pair of "opposite" crossings.

This condition translates in algebraic terms into saying that (X, \circ, \bullet) is a right quasigroup. Namely we want that

$$x \circ (x \bullet y) = x \bullet (x \circ y) = y$$

for all $x, y \in X$. This is the same as asking that for any a and b in X , the equation $a \circ x = b$ has a solution, which is unique, then denote the solution by $x = a \bullet b$. All in all, a set (X, \circ, \bullet) which has the properties related to the first two Reidemeister moves is called an idempotent right quasigroup, or irq for short.



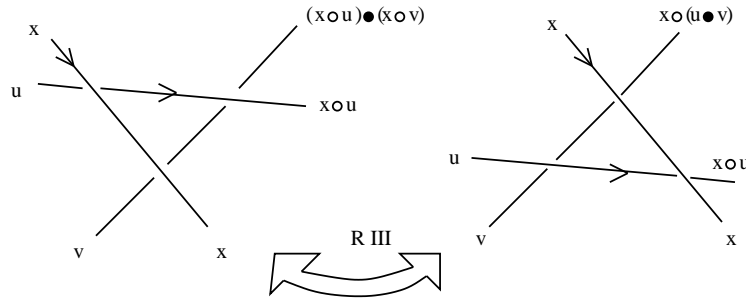
Definition 3.1 A right quasigroup is a set X with a binary operation \circ such that for each $a, b \in X$ there exists a unique $x \in X$ such that $a \circ x = b$. We write the solution of this equation $x = a \bullet b$.

An idempotent right quasigroup (irq) is a right quasigroup (X, \circ) such that for any $x \in X$ $x \circ x = x$. Equivalently, it can be seen as a set X endowed with two operations \circ and \bullet , which satisfy the following axioms: for any $x, y \in X$

$$(R1) \quad x \circ x = x \bullet x = x$$

$$(R2) \quad x \circ (x \bullet y) = x \bullet (x \circ y) = y$$

The Reidemeister III move concerns the sliding of an arc (indifferent of orientation) under a crossing. In the next figure it is shown only one possible sliding movement.



Such a sliding move is possible, without modifying the coloring, if and only if the operation \circ is left distributive with respect to the operation \bullet . (For the other possible choices of crossings, the "sliding" movement corresponding to the Reidemeister III move is possible if and only if \bullet is distributive with respect to \circ and also the operations \circ and \bullet are self distributive).

With this self-distributivity property, (X, \circ, \bullet) is called a quandle. A well known quandle (therefore also an irq) is the Alexander quandle: consider $X = \mathbb{Z}[\varepsilon, \varepsilon^{-1}]$ with the operations

$$x \circ y = x + \varepsilon(-x + y) \quad , \quad x \bullet y = x + \varepsilon^{-1}(-x + y)$$

The operations in the Alexander quandle are therefore dilations in euclidean spaces.

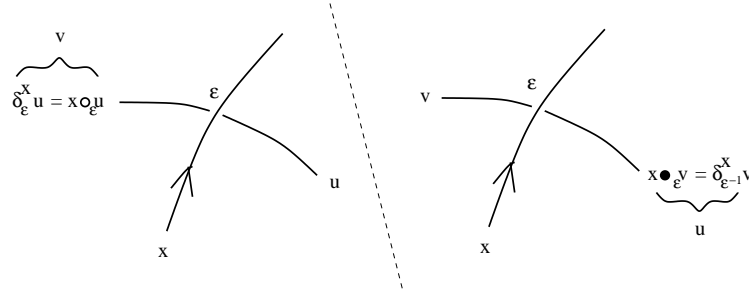
Important remark. Further I shall NOT see oriented tangle diagrams as objects associated to a tangle in three-dimensional space. That is because I am going to renounce to the Reidemeister III move. This interpretation, of being projections of tangles in space, is only for keeping a visually based vocabulary, like "over", "under", "sliding an arc under another" and so on.

3.3 Emergent algebras and tangles with decorated crossings

I shall adapt the tangle diagram coloring, presented in the previous section, for better understanding of the formalism of dilation structures. In fact we shall arrive to a more algebraic concept, more basic in some sense than the one of dilation structures, named "emergent algebra".

The first step towards this goal is to consider richer decorations as previously. We could decorate not only the connected components of tangle diagrams but also the crossings. I use for crossing decorations the scale parameter. Formally the scale parameter belongs to a commutative group Γ . In this paper it is comfortable to think that $\Gamma = (0, +\infty)$ with the operation of multiplication or real numbers.

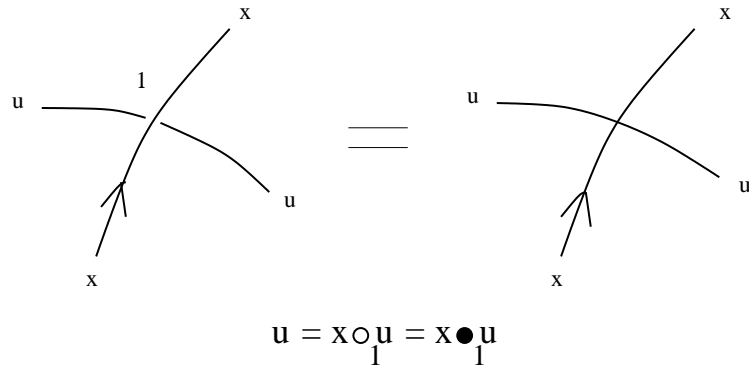
Here is the rule of decoration of tangle diagrams, by using a dilation structure:



In terms of idempotent right quasigroups, instead of one (X, \circ, \bullet) , we have a family $(X, \circ_\varepsilon, \bullet_\varepsilon)$, for all $\varepsilon \in \Gamma$. In terms of dilation structures, the operations are:

$$x \circ_\varepsilon u = \delta_\varepsilon^x u \quad , \quad x \bullet_\varepsilon u = \delta_{\varepsilon^{-1}}^x u$$

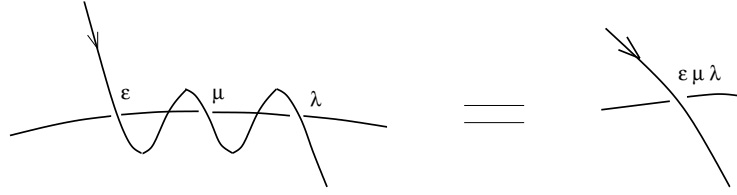
This implies that virtual crossings are allowed. A virtual crossing is just a crossing where nothing happens, a crossing with decoration $\varepsilon = 1$.



Equivalent with the first two axioms of dilation structures, is that for all $\varepsilon \in \Gamma$ the triples $(X, \circ_\varepsilon, \bullet_\varepsilon)$ are idempotent right quasigroups (irqs), moreover we want that for any $x \in X$ the mapping

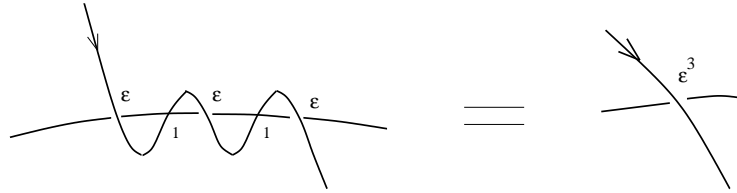
$$\varepsilon \in \Gamma \mapsto x \circ_\varepsilon (\cdot)$$

to be an action of Γ on X . This reflects into the following rules for combinations of decorated crossings.



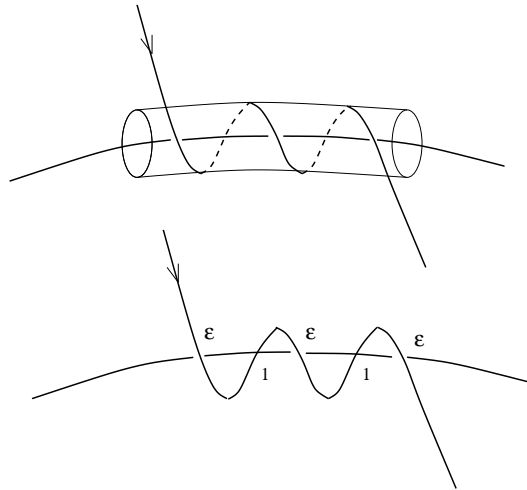
The equality sign means that we can replace one tangle diagram by the other.

In particular, we get an interpretation for the crossing decorated by a scale parameter. Look first to this equality of tangle diagrams.



If we fix the ε , take for example $\varepsilon = 1/2$, then any crossing decorated by a power of this ε is equivalent with a chain of crossings decorated with ε , with virtual crossings inserted in between.

The usual interpretation of virtual crossings is that these are crossings which are not really there. Alternatively, but only to get an intuitive image, we may imagine that a crossing decorated with ε^n is equivalent with the projection of a helix arc with n turns around an imaginary cylinder.



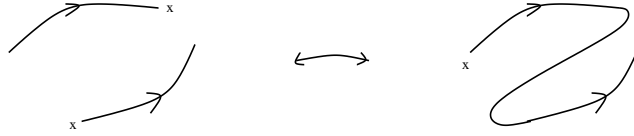
Thus, for example if we take $\varepsilon = 1/2$ as a "basis", then a crossing decorated with the scale parameter μ could be imagined as the projection of a helix arc with $-\log_2 \mu$ turns.

The sequence of irqs is the same as the algebraic object called a Γ -irq. The definition is given further (remember that for the needs of this paper $\Gamma = (0, +\infty)$).

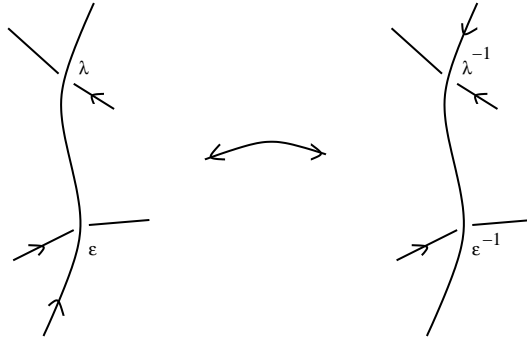
Definition 3.2 Let Γ be a commutative group. A Γ -idempotent right quasigroup is a set X with a function $\varepsilon \in \Gamma \mapsto \circ_\varepsilon$ such that for any $\varepsilon \in \Gamma$ the pair (X, \circ_ε) is a irq and moreover for any $\varepsilon, \mu \in \Gamma$ and any $x, y \in X$ we have

$$x \circ_\varepsilon (x \circ_\mu y) = x \circ_{\varepsilon\mu} y$$

Rules concerning wires. (W1) We may join two wires decorated by the same element of the Γ -irq and with the same orientation.



(W2) We may change the orientation in a wire which passes over others, but we must invert (power "-1") the decoration of each crossing.

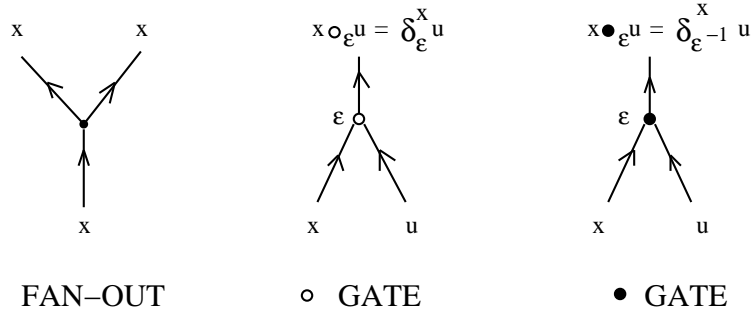


3.4 Decorated binary trees

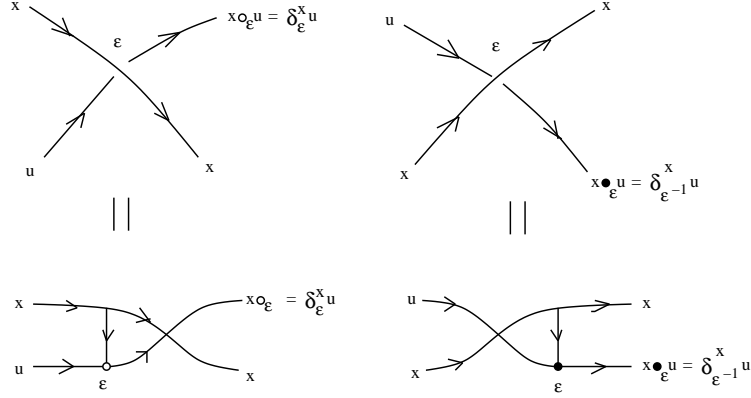
Here I use the second image of a oriented tangle diagram in order to understand the rules of decoration and movements described in the previous section.

In this interpretation an oriented tangle diagram is an oriented planar graph with 3-valent and 1-valent nodes (input or exit nodes), connected by wires which could cross (crossings of wires in this graph has no meaning).

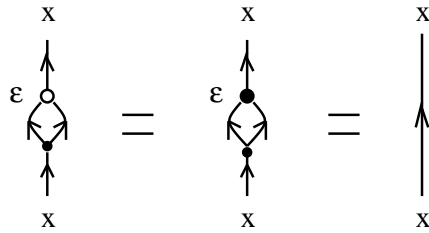
In fact we consider trivalent oriented planar graphs (together with 1-valent nodes representing inputs and outputs), with wires (and input, output nodes) decorated by elements of a Γ -irq $\varepsilon \in \Gamma \mapsto (X, \circ_\varepsilon, \bullet_\varepsilon)$. The nodes are either undecorated (corresponding to FAN-OUT gates) or decorated by pairs (\circ, ε) or (\bullet, ε) , with $\varepsilon \in \Gamma$. The rules of decoration are the following.



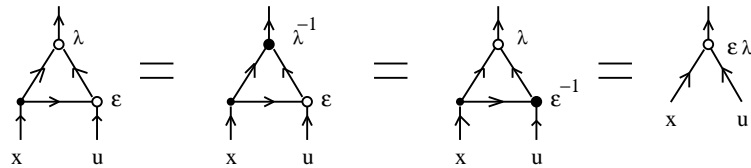
The trivalent graph is obtained from the tangle diagram by the procedure of replacing crossings with pairs of gates consisting of one FAN-OUT and one of the \circ or \bullet gates, explained in the next figure.



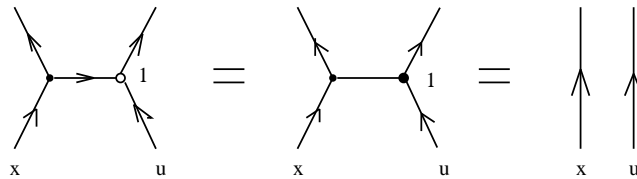
In terms of trivalent graphs, the condition (R1) from definition 3.1 applied for the irq $(X, \circ_\varepsilon, \bullet_\varepsilon)$ is graphically translated into the following identity (passing from one term of the identity to another is a "Reidemeister I move").



There are two more groups of identities (or moves), which describe the mechanisms of coloring trivalent graphs Γ -irqs. The first group consists in "triangle moves". This corresponds to Reidemeister move II and to the condition from the end of definition 3.2.

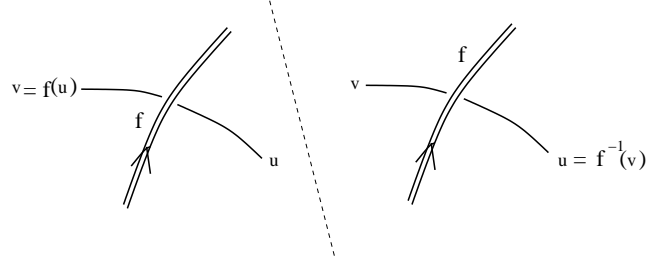


The second group is equivalent with the re-wiring move (W1) and the relation $x \circ_1 u = x \bullet_1 u = u$.

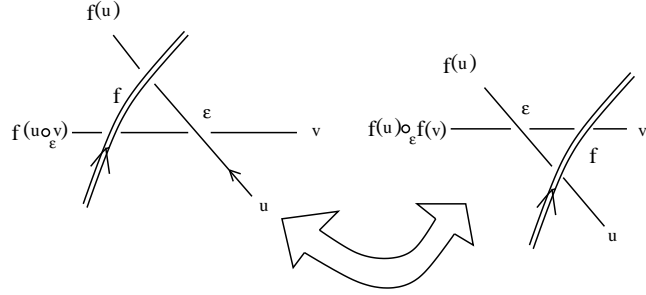


3.5 Linearity, self-similarity, Reidemeister III move

Let $f : Y \rightarrow X$ be an invertible function. We can use the tangle formalism for picturing the function f . To f is associated a special curved segment, figured by a double line. The crossings passing under this double line are colored following the rules explained in this figure.



Suppose that X and Y are endowed with a Γ -irq structure (in particular, we may suppose that they are endowed with dilation structures). Consider the following sliding movement.



The crossing decorated with ε from the left hand side diagram is in X (as well as the rules of decoration with the Γ -irq of X). Similarly, the crossing decorated with ε from the right hand side diagram is in Y . Therefore these two diagrams are equal (or we may pass from one to another by a sliding movement) if and only if f transforms an operation into another, equivalently if f is a morphism of Γ -irqs.

This sliding movement becomes the Reidemeister III move in the case of $X = Y$ and f equal to a dilation of X , $f = \delta_{\mu}^x$.

Definition 3.3 A function $f : X \rightarrow Y$ is linear if and only if it is a morphism of Γ -irqs (of X and Y respectively). Moreover, if X and Y are endowed with dilation structures then f is linear if it is a morphism, written in terms of dilations notation as: for any $u, v \in X$ and any $\varepsilon \in \Gamma$

$$f(\delta_{\varepsilon}^u v) = \delta_{\varepsilon}^{f(u)} f(v)$$

which is also a Lipschitz map from X to Y as metric spaces.

A dilation structure (X, d, δ) is (x, μ) self-similar (for a $x \in X$ and $\mu \in \Gamma$, different from 1, the neutral element of $\Gamma = (0, +\infty)$) if the dilation $f = \delta_{\mu}^x$ is linear from (X, d, δ) to itself and moreover for any $u, v \in X$ we have

$$d(\delta_{\mu}^x u, \delta_{\mu}^x v) = \mu d(u, v)$$

A dilation structure is linear if it is self-similar with respect to any $x \in X$ and $\mu \in \Gamma$.

Thus the Reidemeister III move is compatible with the tangle coloring by a dilation structure if and only if the dilation structure is linear.

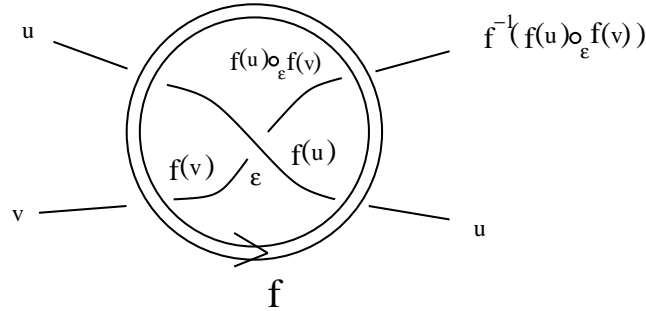
Conical groups are groups endowed with a one-parameter family of dilation morphisms. From the viewpoint of Γ -irqs, they are equivalent with linear dilation structures (theorem 6.1 [6], see also the Appendix).

A real vector space is a particular case of Carnot group. It is a commutative (hence nilpotent) group with the addition of vectors operation and it has a one-parameter family of dilations defined by the multiplication of vectors by positive scalars.

Carnot groups which are not commutative provide therefore a generalization of a vector space. Noncommutative Carnot groups are aplenty, in particular the simplest noncommutative Carnot groups are the Heisenberg groups, that is the simply connected Lie groups with the Lie algebra defined by the Heisenberg noncommutativity relations.

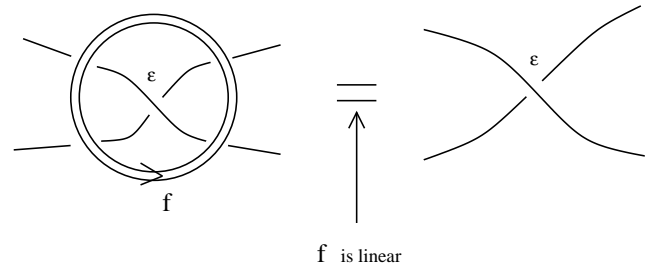
For me Carnot groups, or conical groups, are just linear objects. (By extension, manifolds, which are assemblies of open subsets of vector spaces, are locally linear objects as well. Moreover, they are "commutative", because the model of the tangent space at a point is a commutative Carnot group.)

It is also easy to explain graphically the transport of a dilation structure, or of a Γ -irg from X to Y , by using f^{-1} .



The transport operation amounts to adding a double circle decorated by f , which overcrosses the whole diagram (in this case a diagram containing only one crossing). If we use the map-territory distinction, then inside the circle we are in Y , outside we are in X .

It is obvious that f is linear if and only if the transported dilation structure on X (by f^{-1}) coincides with the dilation structure on X . Shortly said, encirclings by linear functions can be removed from the diagram.



In this tangle decoration formalism we have no reason to suppose that the dilations structures which we use are linear. This would be an unnecessary limitation of the dilation structure (or emergent algebra) formalism. That is why the Reidemeister III move is not an acceptable move in this formalism.

The last axiom (A4) of dilation structures can be translated into an algebraic statement which will imply a weak form of the Reidemeister III move, namely that this move can be done IN THE LIMIT.

3.6 Acceptable tangle diagrams

Consider a tangle diagram with decorated crossings, but with undecorated segments.

A notation for such a diagram is $T[\epsilon, \mu, \eta, \dots]$, where $\epsilon, \mu, \eta, \dots$ are decorations of the 3-valent nodes (in the second image) or decorations of the crossings (in the first image of a tangle diagram).

A tangle diagram $T[\epsilon, \mu, \eta, \dots]$ is "acceptable" if there exists at least a decoration of the input segments such that all the segments of the diagram can be decorated according to the rules specified previously, maybe non-uniquely.

A set of parameters of an acceptable tangle diagram is any coloring of a part of the segments of the diagram such that any coloring of the input segments which are already not colored by parameters, can be completed in a way which is unique for the output segments (which are not already colored by parameters).

Given an acceptable tangle diagram which admits a set of parameters, we shall see it as a function from the colorings of the input to the colorings of the output, with parameters from the set of parameters and with "scale parameters" the decorations of the crossings.

Given one acceptable tangle diagram which admits a set of parameters, given a set of parameters for it, we can choose one or more crossings and their decorations (scale parameters) as "scale variables". This is equivalent to considering a sequence of acceptable tangle diagrams, indexed by a multi-index of scale variables (i.e. taking values in some cartesian power of Γ). Each member of the sequence has the same tangle diagram, with the same set of parameters, with the same decorations of crossings which are not variables; the only difference is in the decoration of the crossings chosen as variables.

Associated to such a sequence is the sequence of input-output functions of these diagrams. We shall consider uniform convergence of these functions with respect to compact sets of inputs.

All this is needed to formulate the emergent algebra correspondent of axiom A4 of dilation structures.

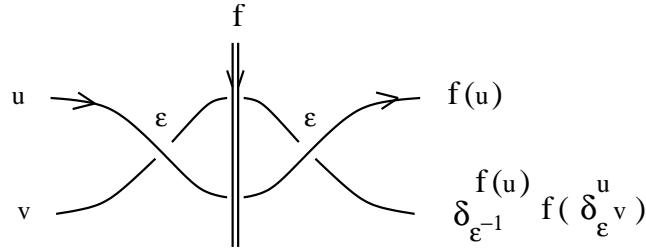
3.7 Going to the limit: emergent algebras

Basically, I see a decorated tangle diagram as an expression dependent on the decorations of the crossings. More precisely, I shall reserve the letter ε for an element of Γ which will be conceived as going to zero. This is the same kind of reasoning as for the zoom sequences in the section dedicated to maps.

Why is such a thing interesting? Let me give some examples.

Finite differences. We use the convention of adding to the tangle diagram supplementary arcs decorated by homeomorphisms. Let $f : X \rightarrow Y$ such a homeomorphism. I want to be able to differentiate the homeomorphism f , in the sense of dilation structures.

For this I need a notion of finite differences. These appear as the following diagram.



Indeed, suppose for simplicity that X and Y are finite dimensional normed vector spaces, with distance given by the norm and dilations

$$\delta_\varepsilon^u u = u + \varepsilon(-u + v)$$

Then we have:

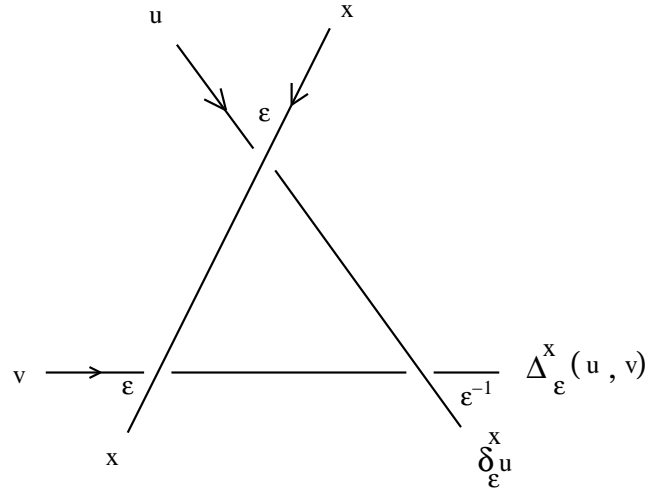
$$\delta_{\varepsilon^{-1}}^{f(u)} f(\delta_\varepsilon^u v) = f(u) + \frac{1}{\varepsilon} (f(u + \varepsilon(-u + v)) - f(u))$$

Pansu [26] generalized this definition of finite differences from real vector spaces to Carnot groups, which are nilpotent graduated simply connected Lie groups, a particular example of conical groups.

It is true that the diagram which encodes finite differences is not, technically speaking, of the type explain previously, because it has a segment (the one decorated by f), which is different from the other segments. But it is easy to see that all the mathematical formalism can be modified easily in order to accommodate such edges decorated with homeomorphism.

The notion of differentiability of f is obtained by asking that the sequence of input-output functions associated to the "finite difference" diagram, with parameter " x " and variable " ε ", converges uniformly on compact sets. See definition 8.12.

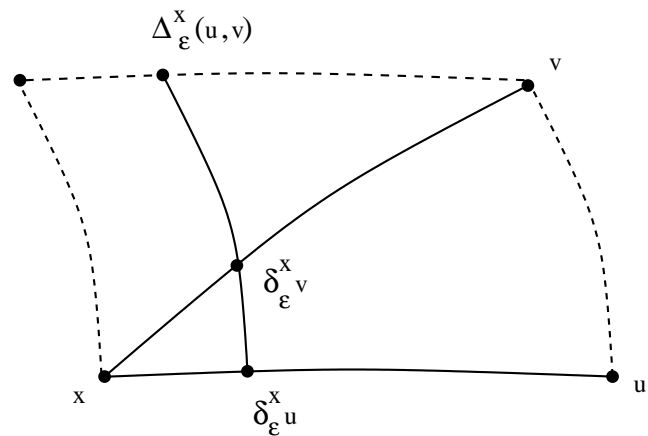
Difference gates. For any $\varepsilon \in \Gamma$, the ε -difference gate, is described by the next figure.



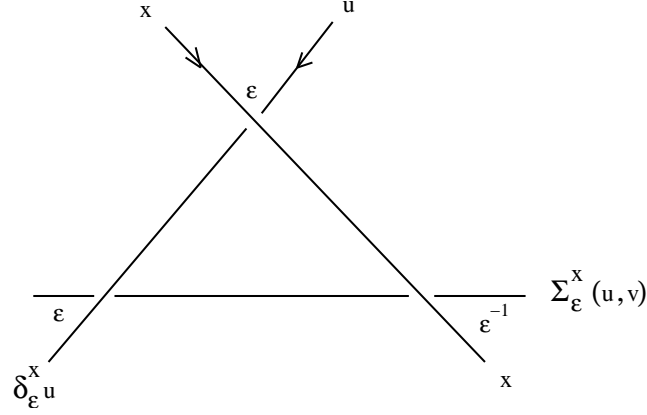
Here $\Delta_\varepsilon^x(u, v)$ is a construct made from operations $\circ_\varepsilon, \bullet_\varepsilon$. It corresponds to the difference coming from changing the viewpoint, in the map-territory frame. In terms of dilation structures, is the approximate difference which appears in axiom A4. In terms of notations of a Γ -irq, from the figure we can compute $\Delta_\varepsilon^x(u, v)$ as

$$\Delta_\varepsilon^x(u, v) = (x \circ_\varepsilon u) \bullet_\varepsilon (x \circ_\varepsilon v)$$

The geometric meaning of $\Delta_\varepsilon^x(u, v)$ is that it is indeed a kind of approximate difference between the vectors \vec{xu} and \vec{xv} , by means of a generalization of the parallelogram law of vector addition. This is shown in the following figure, where straight lines have been replaced by slightly curved ones in order to suggest that this construction has meaning in settings far more general than euclidean spaces, like in Carnot-Caratheodory or sub-riemannian geometry, as shown in [2], or generalized (noncommutative) affine geometry [3], for length metric spaces with dilations [5] or even for normed groupoids [11].

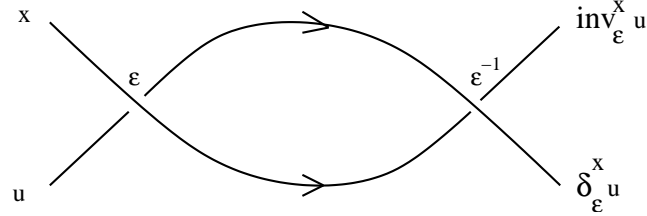


The ε -sum gate is described in the next figure.



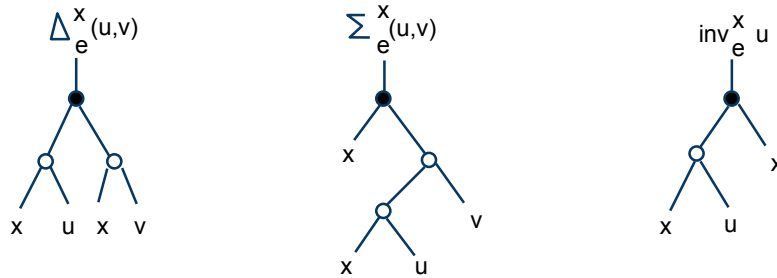
Similar comments can be made, concerning the sum gate. It is the approximate sum appearing in the axiom A4 of dilation structures.

Finally, there is another important tangle diagram, called ϵ -inverse gate. It is, at closer look, a particular case of a difference gate (take $x = u$ in the difference diagram).



The relevant outputs of the previously introduced gates, namely the approximate difference, sum and inverse functions, are described in the next definition, in terms of decorated binary trees (trivalent graphs). I am going to ignore the trees constructed from FAN-OUT gates, replacing them by patterns of decorations (of leaves of the binary trees). In the following all tree nodes are decorated with the same label ϵ and edges are oriented upwards.

Definition 3.4 We define the difference, sum and inverse trees given by:



The following proposition contains the main relations between the difference, sum and inverse gates. They can all be proved by this tangle diagram formalism. In [2] I explained these relations as appearing from the equivalent formalism using binary decorated trees.

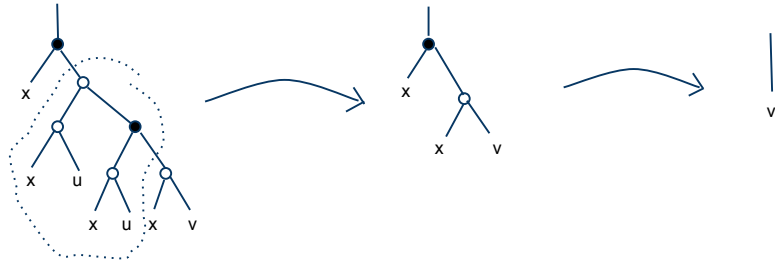
Proposition 3.5 Let $(X, \circ_{\epsilon})_{\epsilon \in \Gamma}$ be a Γ -irq. Then we have the relations:

- (a) $\Delta_{\epsilon}^x(u, \Sigma_{\epsilon}^x(u, v)) = v$ (difference is the inverse of sum)
- (b) $\Sigma_{\epsilon}^x(u, \Delta_{\epsilon}^x(u, v)) = v$ (sum is the inverse of difference)
- (c) $\Delta_{\epsilon}^x(u, v) = \Sigma_{\epsilon}^{x \circ_{\epsilon} u}(\text{inv}_{\epsilon}^x u, v)$ (difference approximately equals the sum of the inverse)

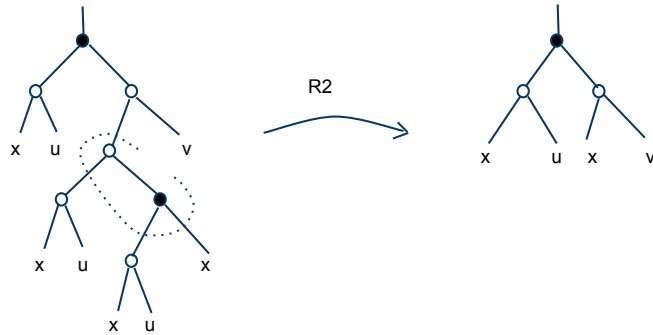
- (d) $inv_{\varepsilon}^{x \circ u} inv_{\varepsilon}^x u = u$ (inverse operation is approximately an involution)
- (e) $\Sigma_{\varepsilon}^x(u, \Sigma_{\varepsilon}^{x \circ u}(v, w)) = \Sigma_{\varepsilon}^x(\Sigma_{\varepsilon}^x(u, v), w)$ (approximate associativity of the sum)
- (f) $inv_{\varepsilon}^x u = \Delta_{\varepsilon}^x(u, x)$
- (g) $\Sigma_{\varepsilon}^x(x, u) = u$ (neutral element at right).

We shall use the tree formalism to prove some of these relations. For complete proofs see [2].

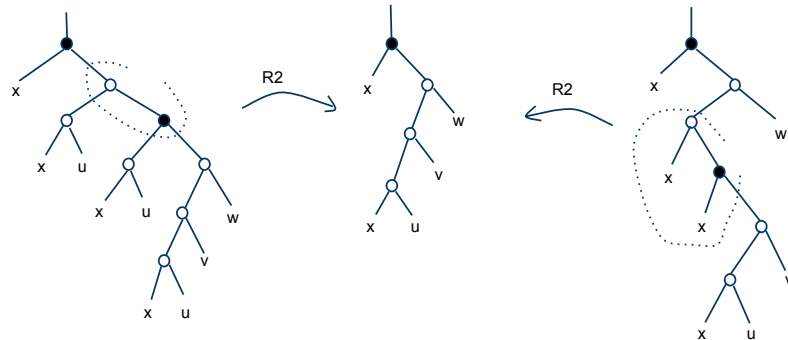
For example, in order to prove (b) we do the following calculus:



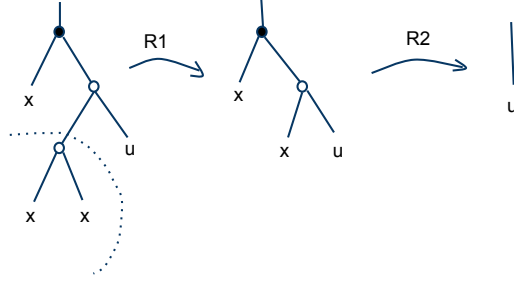
The relation (c) is obtained from:



Relation (e) (which is a kind of associativity relation) is obtained from:



Finally, for proving relation (g) we use also the rule (R1).



Emergent algebras. See [7] for all details.

Definition 3.6 A Γ -uniform irq, or emergent algebra (X, \circ, \bullet) is a separable uniform space X which is also a Γ -irq, with continuous operations, such that:

(C) the operation \circ is compactly contractive: for each compact set $K \subset X$ and open set $U \subset X$, with $x \in U$, there is an open set $A(K, U) \subset \Gamma$ with $\mu(A) = 1$ for any $\mu \in \text{Abs}(\Gamma)$ and for any $u \in K$ and $\varepsilon \in A(K, U)$, we have $x \circ_\varepsilon u \in U$;

(D) the following limits exist for any $\mu \in \text{Abs}(\Gamma)$

$$\lim_{\varepsilon \rightarrow \mu} \Delta_\varepsilon^x(u, v) = \Delta^x(u, v) \quad , \quad \lim_{\varepsilon \rightarrow \mu} \Sigma_\varepsilon^x(u, v) = \Sigma^x(u, v)$$

and are uniform with respect to x, u, v in a compact set.

Dilation structures are also emergent algebras. In fact, emergent algebras are generalizations of dilation structures, where the distance is no longer needed.

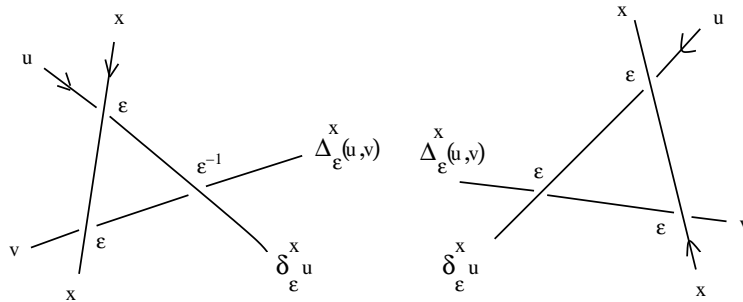
The main property of a uniform irq is the following. It is a consequence of relations from proposition 3.5.

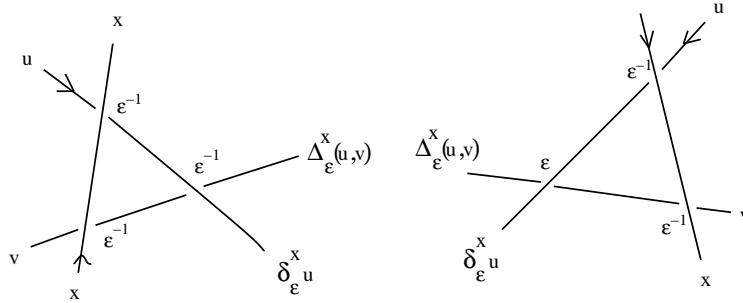
Theorem 3.7 Let (X, \circ, \bullet) be a uniform irq. Then for any $x \in X$ the operation $(u, v) \mapsto \Sigma^x(u, v)$ gives X the structure of a conical group with the dilation $u \mapsto x \circ_\varepsilon u$.

Proof. Pass to the limit in the relations from proposition 3.5. We can do this exactly because of the uniformity assumptions. We therefore have a series of algebraic relations which can be used to get the conclusion. \square

4 The difference as a universal gate

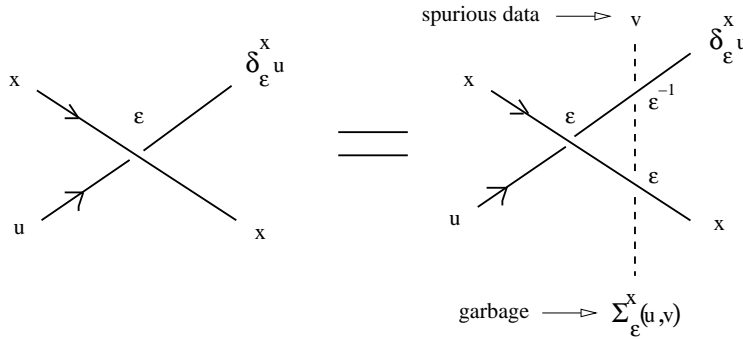
Because Reidemeister 3 moves are forbidden, the following configurations, called difference gates, become important. Each of them is related to either the ε -sum or ε -difference functions.



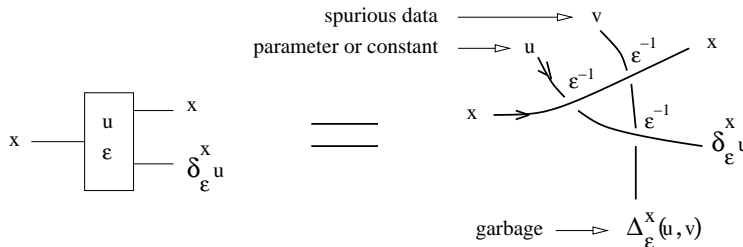


There are 8 difference gates. Remark that in these 4 drawings the line which passes under the other two is not oriented. This line can be oriented in two possible ways, therefore to each of the 4 figures correspond two figures with all lines oriented. Also, depending on the choice of the input-output, differences are converted into sums.

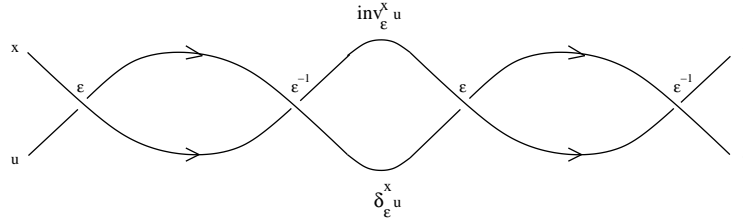
We may take this diagrams as primitives, as universal gates. It is enough to notice that a decorated crossing can be expressed as a difference diagram, or gate.



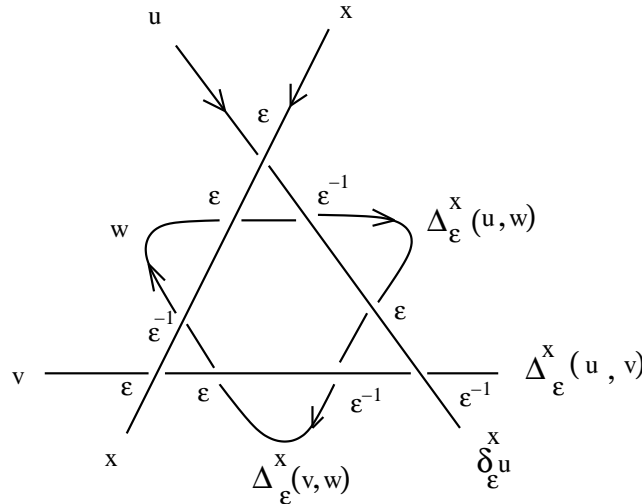
In the spirit of Conservative Logic of Fredkin and Toffoli [29], we can see a decorated tangle diagram as a circuit build from several gates, all derived from the universal difference gates. From this point of view, the following gate could be seen as a kind of approximate fan-out gate, called ε -fan-out.



The ε -inverse gate can be seen as a NOT gate, in particular because it is involutive.



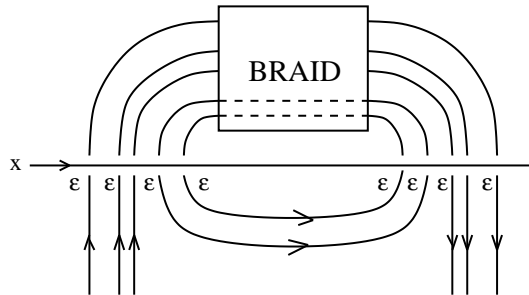
A difference is constructed from three crossings. Each crossing in turn may be expressed by a difference gate. By recycling data and garbage, we see that a difference is self-similar: it decomposes into three differences, as shown in the next figure.



5 The chora

5.1 Definition of chora and nested tangle diagrams

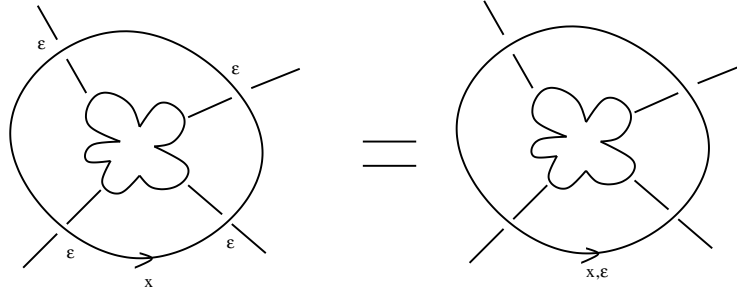
The origin of the name "chora" is in Plato' dialogue Timaeus, see relevant quotations from this dialogue in the section dedicated to it. The name "chora" means "place" in ancient greek. In the light of the introduction, indeed a chora decorated with $x \in X$ and scale parameter ϵ seems appropriate for defining a part of the territory X around x , seen at scale ϵ . A chora is a oriented tangle diagram with decorated crossings which can be transformed after a finite number of moves into a diagram like the one figured next.



The chora has a "boundary", which is decorated in the figure by $x \in X$ and an "interior", which is a braid, such that several conditions are fulfilled.

Boundary of a chora. As is seen in the preceding figure, the boundary of a chora is equivalent by re-wiring to a simple closed curve oriented in the counter-clock sense, decorated by an element $x \in X$, such that it passes over in all crossings and it is not involved in any virtual crossing. Moreover, all crossings where the boundary is involved are decorated with the same scale variable ($\varepsilon \in \Gamma$ in the figure).

After re-wiring, a chora (and its boundary) looks like this:

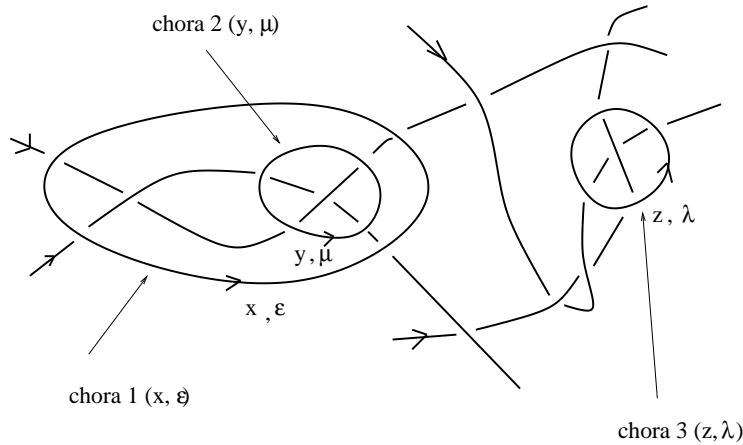


As explained in the first section, we adopt the following notation for a chora: we choose not to decorate the crossings with the simple closed curve obtained by joining segments decorated with x , because they all have the same decoration ε , but instead decorate the whole curve with x, ε .

Interior of a chora. The interior of a chora is the diagram located in the bounded region of the plane encircled by the close curve which defines the chora. The diagram is such that it can be transformed by Reidemeister II moves into a braid, which has an input (segments entering into the chora), output (segments going out from the chora) and parameters which decorate input segments connected with output segments (the arcs figured in the first drawing of a chora, which connect inputs with outputs).

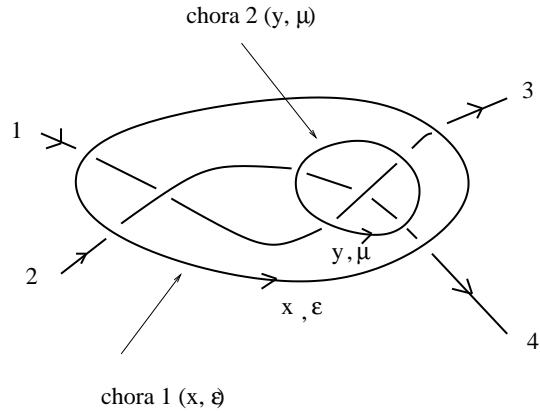
Nested chori. A nested configuration of chori ("choroi" is the greek plural of "chora") is a collection of simple closed curves satisfying the conditions of a boundary of a chora, such that for any two such curves either the interior of one is inside the other, or they have disjoint interiors.

Here is an example of a diagram containing three chori, in a nested configuration. (The irrelevant decorations of the segments were ignored.)

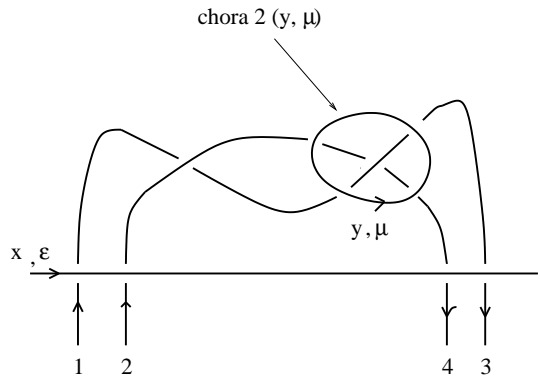


On parameters. By definition, a simple chora is one without parameters, i.e. without arcs connecting inputs with outputs. We want to be able to have nested configurations of chori. For this we need parameters.

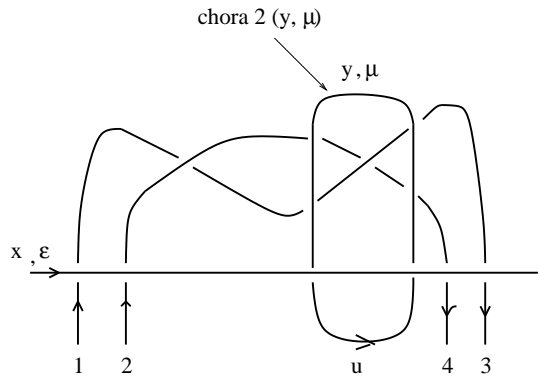
Indeed, look at the preceding figure, at the chora $1(x, \varepsilon)$. Let us transform it into a chora diagram as the one figured at the beginning of this section. At the beginning the diagram looks like this. "1", "2" are the inputs, "3", "4" are the outputs.



After re-wiring, the diagram starts to look like a chora, only that the interior is not a braid.



We pull the boundary of chora $2(y, \mu)$ down, slide it under the boundary of chora $1(x, \varepsilon)$ and we finally obtain a figure like the first one in this section.



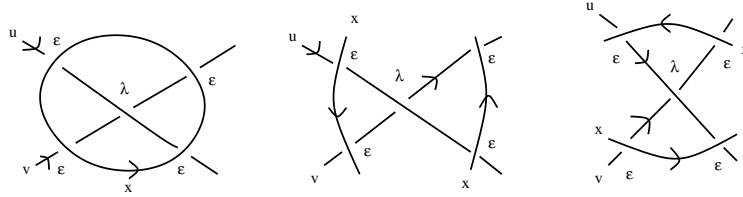
The new segment which appeared is decorated by the parameter u . By the rules of decoration, we have a relation between x, u, y, ε :

$$y = \delta_\varepsilon^x u$$

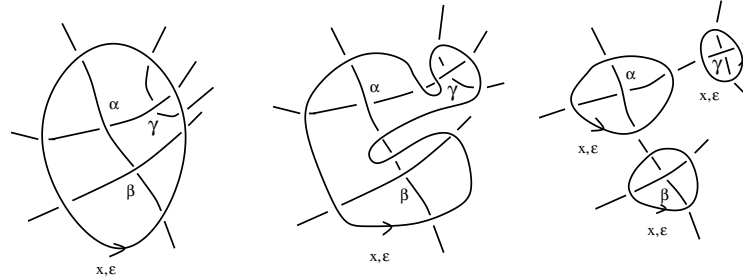
so the chora $2(y, \mu)$ is in fact decorated by $(\delta_\varepsilon^x u, \mu)$.

Note that, however, a "chora" is a notation on the tangle diagram. We choose to join segments in a simple closed curve, but this could be done in several ways, starting from the same decorated tangle diagram. In this sense, as Plato writes, a chora "is apprehended without the help of sense, by a kind of spurious reason, and is hardly real; [...] Of these and other things of the same kind, relating to the true and waking reality of nature, we have only this dreamlike sense, and we are unable to cast off sleep and determine the truth about them."

For example, look at the first diagram from the next figure. This diagram is called an "elementary chora". Such a diagram could be obtained from several other diagrams, among them the following two (second and third from the next figure), called states of the elementary chora.

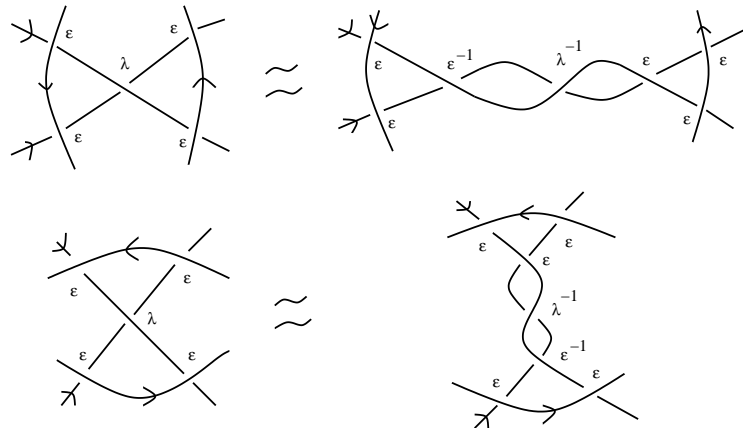


By making Reidemeister 2 moves, we may split a big chora diagram into smaller chori. Conversely, we may join two chori in a bigger chora. Moreover, starting from a big chora, we can split it into elementary chori. An example is figured further.

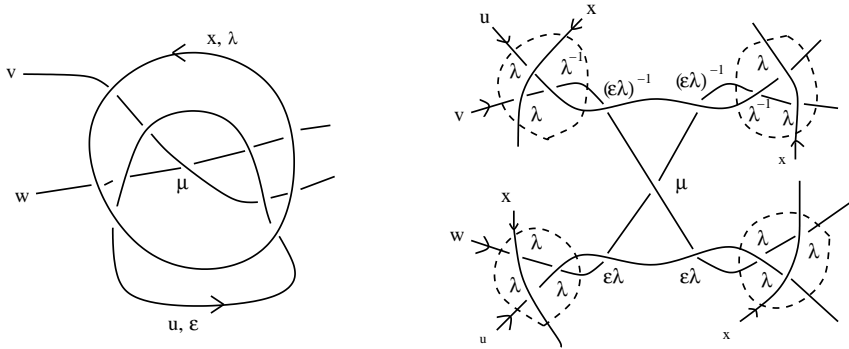


5.2 Decompositions into chori and differences

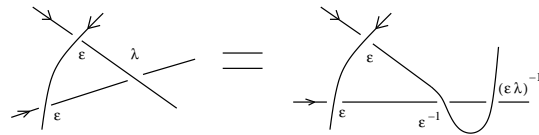
An elementary chora can be decomposed in two ways into two differences and a crossing. Therefore an elementary chora is a particular combination of three universal difference gates.



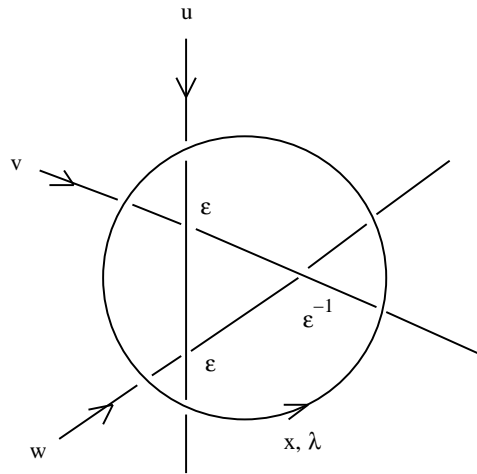
Likewise, the chora inside a chora diagram decomposes into a chora and four difference gates.



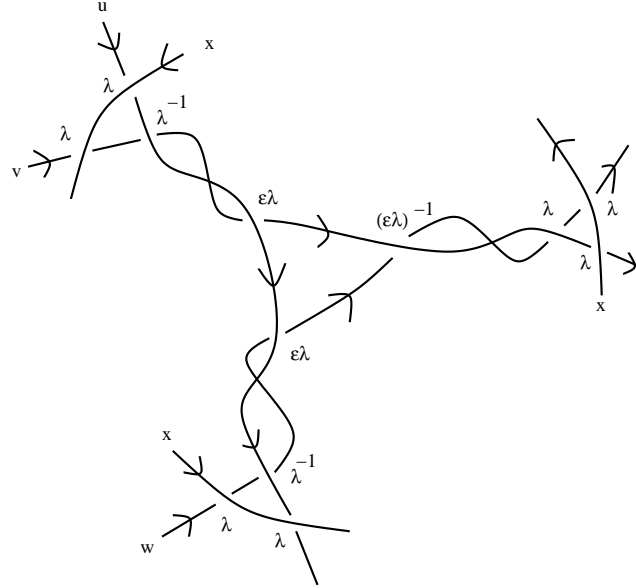
Here I applied repeatedly a trick based on the Reidemeister II move, look at the small parts of the diagram encircled by dashed curves.



Imagine now that we contemplate a diagram presenting a nested collection of chori. In order to simplify it as much as possible, we can apply the chora-inside-a-chora decomposition, but this operation could leave us with difference-inside-a-chora diagrams.



By applying a trick involving Reidemeister II moves, resembling with the preceding one, we find out that the difference-inside-a-chora decomposes as four differences.



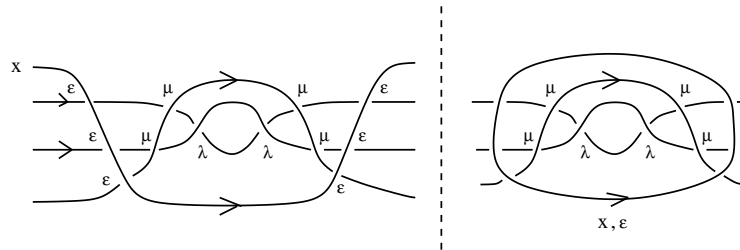
Theorem 5.1 *Let T be an acceptable oriented tangle diagram formed by a collection of nested choroï, colored with a uniform Γ -irq, such that any crossing is either a crossing with a chora or is inside a chora. For this diagram take as scale variables and parameters the decorations of the choroï. Then T is equivalent with a diagram made only with difference gates with crossings decorated by one of the scale variables and with elementary choroï decorated with products of the scale variables and with elements of X which are expressed as functions of scale variables, parameters, and input decorations.*

Proof. The hypothesis is such that we can apply repeatedly chora-in-chora or difference-in-chora decompositions, until we transform all choroï into elementary choroï. We see that the difference gates which appear will be decorated by scale variables and that the decorations from X of the intermediate and final choroï are all expressible as outputs of diagrams decorated with scale variables, parameters, input and output decorations. But the output decorations are themselves functions of parameters, scale parameters and inputs. \square

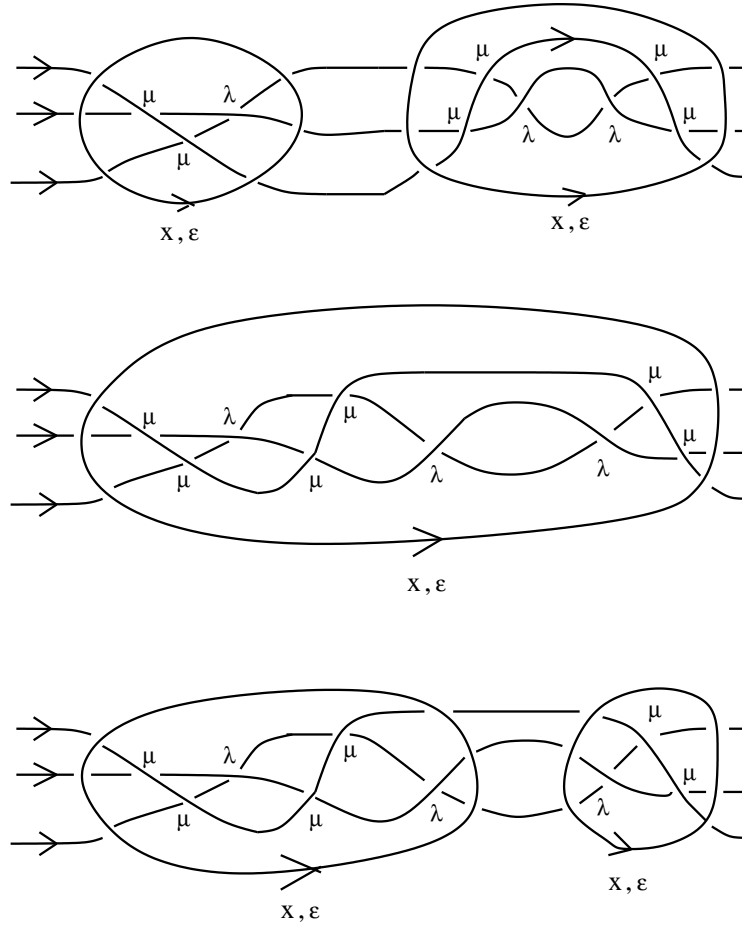
6 How to perform Reidemeister III moves

In this formalism we cannot perform the Reidemeister III move. However, we can do this move inside a chora, in an approximate sense.

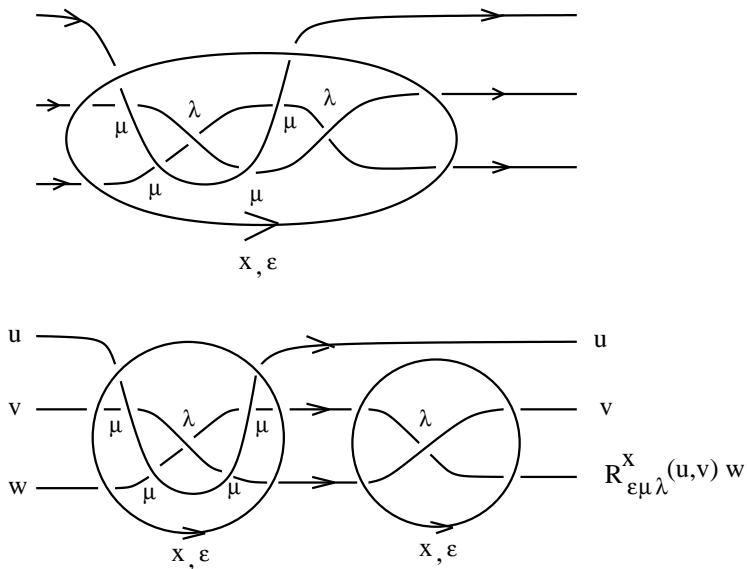
Indeed, I shall use for this a void chora, equivalently, a particular decorated braid which is equivalent by Reidemeister 2 moves (in the language of tangles) with the identity braid. In the next figure we see this braid at the left and the equivalent void chora at the right.



Let us put this void chora at the right of the diagram which is the subject of a Reidemeister III move (inside a chora). The diagrams interact by re-wiring and Reidemeister II moves.



Now we see that the Reidemeister III move was performed (the diagram from the right of the last line), only that there is a residual diagram, the one from the left of the last line. I reproduce this residue, in two equivalent forms, in the next figure.

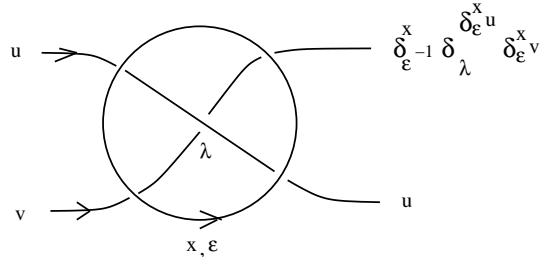


Theorem 6.1 *With the notation of the last figure, we have:*

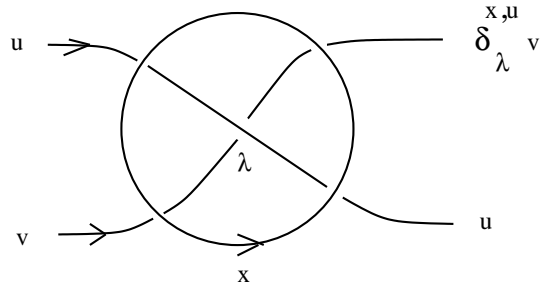
$$\lim_{\varepsilon \rightarrow 0} R_{\varepsilon\mu\lambda}^x(u, v)w = w$$

uniformly with respect to u, v, w in compact sets.

Proof. Let us look at a decorated elementary chora.

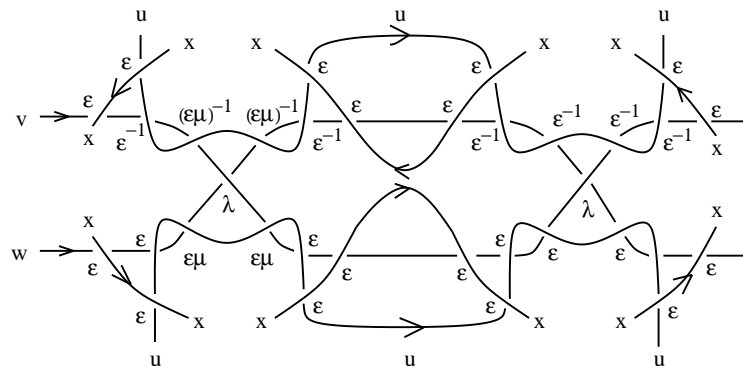


Because it decomposes into difference and sum gates which converge as ε goes to zero, it follows that the (input-output function associated to the) elementary chora diagram converges, uniformly with respect to x, u, v in compact sets, to a (function associated to) the gate:



Here the function $(\lambda, u, v) \mapsto \delta_{\lambda}^{x,u} v$ is the dilation structure in the tangent space at $x \in X$. Equivalently, is the limit, as ε goes to zero, of the transport of the original dilation structure by the "map" $\delta_{\varepsilon^{-1}}^x$. This is a linear dilation structure, fact which "explains" why Reidemeister III move can be done in the limit (that is, for tangles decorated with linear dilation structures).

I shall exploit the fact that the convergence is uniform. A written proof with lots of symbols can be easily written, but instead I draw the residue diagram in the following equivalent form (using the chora-inside-chora decomposition and some Reidemeister II moves):



What we see is that inside the x, ε chora we compose two elementary chori: the transport

of the original dilation structure by $\delta_{(\varepsilon\mu)^{-1}}^{\delta_\varepsilon^x u}$ (at the left) with the inverse of the transport of the original dilation structure by $\delta_{\varepsilon^{-1}}^{\delta_\varepsilon^x u}$ (at the right). Otherwise said, we compare the map of the territory at scale $\varepsilon\mu$ with the one at scale ε , as ε goes to zero. I explained previously that the axiom A4 of dilation structures (or the last axiom of uniform Γ -irqs, more generally) is an expression of the stability of the "ideal foveal maps" provided by the dilations, which translates into the fact that this composition converges to the identity map. There is though a supplementary observation to make: the basepoint of these maps is not x , but $\delta_\varepsilon^x u$, which moves, as ε goes to zero, to x . Here is where I use the uniformity of the convergence, which implies that the convergence to the identity still holds, even for this situation where the basepoint itself converges to x . \square

7 Appendix I: From maps to dilation structures

Imagine that the metric space (X, d) represents a territory. We want to make maps of (X, d) in the metric space (Y, D) (a piece of paper, or a scaled model).

In fact, in order to understand the territory (X, d) , we need many maps, at many scales. For any point $x \in X$ and any scale $\varepsilon > 0$ we shall make a map of a neighbourhood of x , ideally. In practice, a good knowledge of a territory amounts to have, for each of several scales $\varepsilon_1 > \varepsilon_2 > \dots > \varepsilon_n$ an atlas of maps of overlapping parts of X (which together form a cover of the territory X). All the maps from all the atlases have to be compatible one with another.

The ideal model of such a body of knowledge is embodied into the notion of a manifold. To have X as a manifold over the model space Y means exactly this.

Examples from metric geometry (like sub-riemannian spaces) show that the manifold idea could be too rigid in some situations. We shall replace it with the idea of a dilation structure.

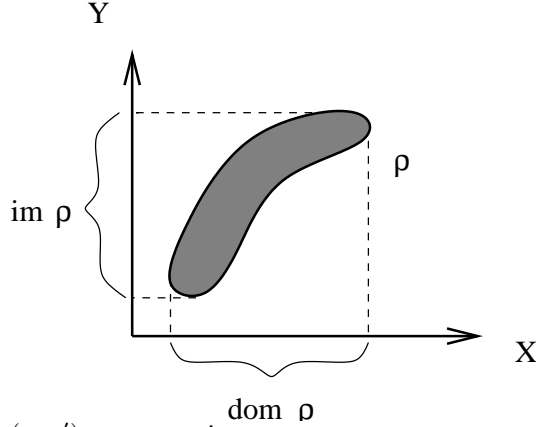
We shall see that a dilation structure (the right generalization of a smooth space, like a manifold), represents an idealization of the more realistic situation of having at our disposal many maps, at many scales, of the territory, with the property that the accuracy, precision and resolution of such maps, and of relative maps deduced from them, are controlled by the scale (as the scale goes to zero, to infinitesimal).

There are two facts which I need to stress. First is that such a generalization is necessary. Indeed, by looking at the large gallery of metric spaces which we now know, the metric spaces with a manifold structure form a tiny and very very particular class. Second is that we tend to take for granted the body of knowledge represented by a manifold structure (or by a dilation structure). Think as an example at the manifold structure of the Earth. It is an idealization of the collection of all cartographic maps of parts of the Earth. This is a huge data basis and it required a huge amount of time and energy in order to be constructed. To know, understand the territory is a huge task, largely neglected. We "have" a manifold, "let X be a manifold". And even if we do not doubt that the physical space (whatever that means) is a boring \mathbb{R}^3 , it is nevertheless another task to determine with the best accuracy possible a certain point in that physical space, based on the knowledge of the coordinates. For example GPS costs money and time to build and use. Or, it is rather easy to collide protons, but to understand and keep the territory fixed (more or less) with respect to the map, that is where most of the effort goes.

A model of such a map of (X, d) in (Y, D) is a relation $\rho \subset X \times Y$, a subset of a cartesian product $X \times Y$ of two sets. A particular type of relation is the graph of a function $f : X \rightarrow Y$, defined as the relation

$$\rho = \{(x, f(x)) : x \in X\}$$

but there are many relations which cannot be described as graphs of functions.



Imagine that pairs $(u, u') \in \rho$ are pairs

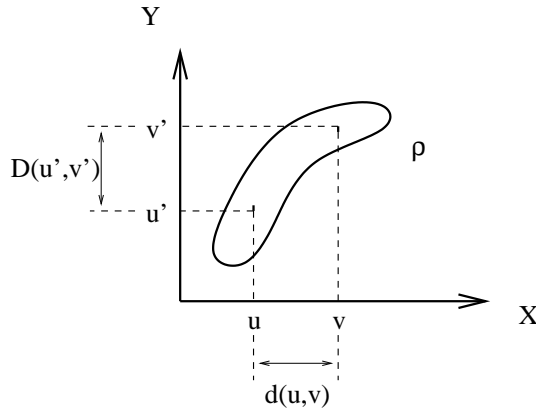
(point in the space X , pixel in the "map space" Y)

with the meaning that the point u in X is represented as the pixel u' in Y .

I don't suppose that there is a one-to-one correspondence between points in X and pixels in Y , for various reasons, for example: due to repeated measurements there is no unique way to associate pixel to a point, or a point to a pixel. The relation ρ represents the cloud of pairs point-pixel which are compatible with all measurements.

I shall use this model of a map for simplicity reasons. A better, more realistic model could be one using probability measures, but this model is sufficient for the needs of this paper.

For a given map ρ the point $x \in X$ in the space X is associated the set of points $\{y \in Y : (x, y) \in \rho\}$ in the "map space" Y . Similarly, to the "pixel" $y \in Y$ in the "map space" Y is associated the set of points $\{x \in X : (x, y) \in \rho\}$ in the space X .



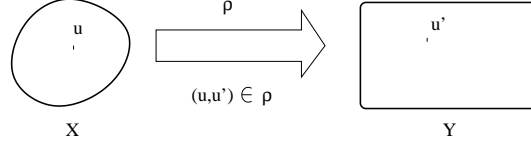
A good map is one which does not distort distances too much. Specifically, considering any two points $u, v \in X$ and any two pixels $u', v' \in Y$ which represent these points, i.e. $(u, u'), (v, v') \in \rho$, the distortion of distances between these points is measured by the number

$$| d(u, v) - D(u', v') |$$

7.1 Accuracy, precision, resolution, Gromov-Hausdorff distance

Notations concerning relations. Even if relations are more general than (graphs of) functions, there is no harm to use, if needed, a functional notation. For any relation $\rho \subset X \times Y$ we shall write $\rho(x) = y$ or $\rho^{-1}(y) = x$ if $(x, y) \in \rho$. Therefore we may have $\rho(x) = y$

and $\rho(x) = y'$ with $y \neq y'$, if $(x, y) \in f$ and $(x, y') \in f$. In some drawings, relations will be figured by a large arrow, as shown further.



The domain of the relation ρ is the set $dom \rho \subset X$ such that for any $x \in dom \rho$ there is $y \in Y$ with $\rho(x) = y$. The image of ρ is the set of $im \rho \subset Y$ such that for any $y \in im \rho$ there is $x \in X$ with $\rho(x) = y$. By convention, when we write that a statement $R(f(x), f(y), \dots)$ is true, we mean that $R(x', y', \dots)$ is true for any choice of x', y', \dots , such that $(x, x'), (y, y'), \dots \in f$.

The inverse of a relation $\rho \subset X \times Y$ is the relation

$$\rho^{-1} \subset Y \times X, \quad \rho^{-1} = \{(u', u) : (u, u') \in \rho\}$$

and if $\rho' \subset X \times Y$, $\rho'' \subset Y \times Z$ are two relations, their composition is defined as

$$\rho = \rho'' \circ \rho' \subset X \times Z$$

$$\rho = \{(u, u'') \in X \times Z : \exists u' \in Y (u, u') \in \rho' (u', u'') \in \rho''\}$$

I shall use the following convenient notation: by $\mathcal{O}(\varepsilon)$ we mean a positive function such that $\lim_{\varepsilon \rightarrow 0} \mathcal{O}(\varepsilon) = 0$.

In metrology, by definition, accuracy is [25] 2.13 (3.5) "closeness of agreement between a measured quantity value and a true quantity value of a measurand". (Measurement) precision is [25] 2.15 "closeness of agreement between indications or measured quantity values obtained by replicate measurements on the same or similar objects under specified conditions". Resolution is [25] 2.15 "smallest change in a quantity being measured that causes a perceptible change in the corresponding indication".

For our model of a map, if $(u, u') \in \rho$ then u' represent the measurement of u . Moreover, because we see a map as a relation, the definition of the resolution can be restated as the supremum of distances between points in X which are represented by the same pixel. Indeed, if the distance between two points in X is bigger than this supremum then they cannot be represented by the same pixel.

Definition 7.1 Let $\rho \subset X \times Y$ be a relation which represents a map of $dom \rho \subset (X, d)$ into $im \rho \subset (Y, D)$. To this map are associated three quantities: accuracy, precision and resolution.

The accuracy of ρ is defined by:

$$acc(\rho) = \sup \{|D(y_1, y_2) - d(x_1, x_2)| : (x_1, y_1) \in \rho, (x_2, y_2) \in \rho\} \quad (13)$$

The resolution of ρ at $y \in im \rho$ is

$$res(\rho)(y) = \sup \{d(x_1, x_2) : (x_1, y) \in \rho, (x_2, y) \in \rho\} \quad (14)$$

and the resolution of ρ is given by:

$$res(\rho) = \sup \{res(\rho)(y) : y \in im \rho\} \quad (15)$$

The precision of ρ at $x \in dom \rho$ is

$$prec(\rho)(x) = \sup \{D(y_1, y_2) : (x, y_1) \in \rho, (x, y_2) \in \rho\} \quad (16)$$

and the precision of ρ is given by:

$$prec(\rho) = \sup \{prec(\rho)(x) : x \in dom \rho\} \quad (17)$$

After measuring (or using other means to deduce) the distances $d(x', x'')$ between all pairs of points in X (we may have several values for the distance $d(x', x'')$), we try to represent the collection of these distances in (Y, D) . When we make a map ρ we are not really measuring the distances between all points in X , then representing them as accurately as possible in Y .

What we do is that we consider a relation ρ , with domain $M = \text{dom}(\rho)$ which is ε -dense in (X, d) , then we perform a "cartographic generalization"¹⁰ of the relation ρ to a relation $\bar{\rho}$, a map of (X, d) in (Y, D) , for example as in the following definition.

Definition 7.2 *A subset $M \subset X$ of a metric space (X, d) is ε -dense in X if for any $u \in X$ there is $x \in M$ such that $d(x, u) \leq \varepsilon$.*

Let $\rho \subset X \times Y$ be a relation such that $\text{dom } \rho$ is ε -dense in (X, d) and $\text{im } \rho$ is μ -dense in (Y, D) . We define then $\bar{\rho} \subset X \times Y$ by: $(x, y) \in \bar{\rho}$ if there is $(x', y') \in \rho$ such that $d(x, x') \leq \varepsilon$ and $D(y, y') \leq \mu$.

If ρ is a relation as described in definition 7.2 then accuracy $\text{acc}(\rho)$, ε and μ control the precision $\text{prec}(\rho)$ and resolution $\text{res}(\rho)$. Moreover, the accuracy, precision and resolution of $\bar{\rho}$ are controlled by those of ρ and ε, μ , as well. This is explained in the next proposition.

Proposition 7.3 *Let ρ and $\bar{\rho}$ be as described in definition 7.2. Then:*

- (a) $\text{res}(\rho) \leq \text{acc}(\rho)$,
- (b) $\text{prec}(\rho) \leq \text{acc}(\rho)$,
- (c) $\text{res}(\rho) + 2\varepsilon \leq \text{res}(\bar{\rho}) \leq \text{acc}(\rho) + 2(\varepsilon + \mu)$,
- (d) $\text{prec}(\rho) + 2\mu \leq \text{prec}(\bar{\rho}) \leq \text{acc}(\rho) + 2(\varepsilon + \mu)$,
- (e) $|\text{acc}(\bar{\rho}) - \text{acc}(\rho)| \leq 2(\varepsilon + \mu)$.

Proof. Remark that (a), (b) are immediate consequences of definition 7.1 and that (c) and (d) must have identical proofs, just by switching ε with μ and X with Y respectively. I shall prove therefore (c) and (e).

For proving (c), consider $y \in Y$. By definition of $\bar{\rho}$ we write

$$\{x \in X : (x, y) \in \bar{\rho}\} = \bigcup_{(x', y') \in \rho, y' \in \bar{B}(y, \mu)} \bar{B}(x', \varepsilon)$$

Therefore we get

$$\text{res}(\bar{\rho})(y) \geq 2\varepsilon + \sup \{ \text{res}(\rho)(y') : y' \in \text{im}(\rho) \cap \bar{B}(y, \mu) \}$$

By taking the supremum over all $y \in Y$ we obtain the inequality

$$\text{res}(\rho) + 2\varepsilon \leq \text{res}(\bar{\rho})$$

For the other inequality, let us consider $(x_1, y), (x_2, y) \in \bar{\rho}$ and $(x'_1, y'_1), (x'_2, y'_2) \in \rho$ such that $d(x_1, x'_1) \leq \varepsilon, d(x_2, x'_2) \leq \varepsilon, D(y'_1, y) \leq \mu, D(y'_2, y) \leq \mu$. Then:

$$d(x_1, x_2) \leq 2\varepsilon + d(x'_1, x'_2) \leq 2\varepsilon + \text{acc}(\rho) + d(y'_1, y'_2) \leq 2(\varepsilon + \mu) + \text{acc}(\rho)$$

Take now a supremum and arrive to the desired inequality.

For the proof of (e) let us consider for $i = 1, 2$ $(x_i, y_i) \in \bar{\rho}, (x'_i, y'_i) \in \rho$ such that $d(x_i, x'_i) \leq \varepsilon, D(y_i, y'_i) \leq \mu$. It is then enough to take absolute values and transform the following equality

$$d(x_1, x_2) - D(y_1, y_2) = d(x_1, x_2) - d(x'_1, x'_2) + d(x'_1, x'_2) - D(y'_1, y'_2) +$$

¹⁰http://en.wikipedia.org/wiki/Cartographic_generalization, "Cartographic generalization is the method whereby information is selected and represented on a map in a way that adapts to the scale of the display medium of the map, not necessarily preserving all intricate geographical or other cartographic details.

$$+D(y'_1, y'_2) - D(y_1, y_2)$$

into well chosen, but straightforward, inequalities. \square

The following definition of the Gromov-Hausdorff distance for metric spaces is natural, owing to the fact that the accuracy (as defined in definition 7.1) controls the precision and resolution.

Definition 7.4 *Let (X, d) , (Y, D) , be a pair of metric spaces and $\mu > 0$. We shall say that μ is admissible if there is a relation $\rho \subset X \times Y$ such that $\text{dom } \rho = X$, $\text{im } \rho = Y$, and $\text{acc}(\rho) \leq \mu$. The Gromov-Hausdorff distance between (X, d) and (Y, D) is the infimum of admissible numbers μ .*

As introduced in definition 7.4, the Gromov-Hausdorff (GH) distance is not a true distance, because the GH distance between two isometric metric spaces is equal to zero. In fact the GH distance induces a distance on isometry classes of compact metric spaces.

The GH distance thus represents a lower bound on the accuracy of making maps of (X, d) into (Y, D) . Surprising as it might seem, there are many examples of pairs of metric spaces with the property that the GH distance between any pair of closed balls from these spaces, considered with the distances properly rescaled, is greater than a strictly positive number, independent of the choice of the balls. Simply put: *there are pairs of spaces X, Y such that it is impossible to make maps of parts of X into Y with arbitrarily small accuracy.*

Any measurement is equivalent with making a map, say of X (the territory of the phenomenon) into Y (the map space of the laboratory). The possibility that there might a physical difference (manifested as a strictly positive GH distance) between these two spaces, even if they both might be topologically the same (and with trivial topology, say of a \mathbb{R}^n), is ignored in physics, apparently. On one side, there is no experimental way to confirm that a territory is the same at any scale (see the section dedicated to the notion of scale), but much of physical explanations are based on differential calculus, which has as the most basic assumption that locally and infinitesimally the territory is the same. On the other side the impossibility of making maps of the phase space of a quantum object into the macroscopic map space of the laboratory might be a manifestation of the fact that there is a difference (positive GH distance between maps of the territory realised with the help of physical phenomena) between "small" and "macroscopic" scale.

7.2 Scale

Let $\varepsilon > 0$. A map of (X, d) into (Y, D) , at scale ε is a map of $(X, \frac{1}{\varepsilon}d)$ into (Y, D) . Indeed, if this map would have accuracy equal to 0 then a value of a distance between points in X equal to L would correspond to a value of the distance between the corresponding points on the map in (Y, D) equal to εL .

In cartography, maps of the same territory done at smaller and smaller scales (smaller and smaller ε) must have the property that, at the same resolution, the accuracy and precision (as defined in definition 7.1) have to become smaller and smaller.

In mathematics, this could serve as the definition of the metric tangent space to a point in (X, d) , as seen in (Y, D) .

Definition 7.5 *We say that (Y, D, y) ($y \in Y$) represents the (pointed unit ball in the) metric tangent space at $x \in X$ of (X, d) if there exist a pair formed by:*

- a "zoom sequence", that is a sequence

$$\varepsilon \in (0, 1] \mapsto \rho_\varepsilon^x \subset (\bar{B}(x, \varepsilon), \frac{1}{\varepsilon}d) \times (Y, D)$$

such that $\text{dom } \rho_\varepsilon^x = \bar{B}(x, \varepsilon)$, $\text{im } \rho_\varepsilon^x = Y$, $(x, y) \in \rho_\varepsilon^x$ for any $\varepsilon \in (0, 1]$ and

- a "zoom modulus" $F : (0, 1) \rightarrow [0, +\infty)$ such that $\lim_{\varepsilon \rightarrow 0} F(\varepsilon) = 0$,

such that for all $\varepsilon \in (0, 1)$ we have $\text{acc}(\rho_\varepsilon^x) \leq F(\varepsilon)$.

Using the notation proposed previously, we can write $F(\varepsilon) = \mathcal{O}(\varepsilon)$, if there is no need to precisely specify a zoom modulus function.

Let us write again the definition of resolution, accuracy, precision, in the presence of scale. The accuracy of ρ_ε^x is defined by:

$$\text{acc}(\rho_\varepsilon^x) = \sup \left\{ \left| D(y_1, y_2) - \frac{1}{\varepsilon} d(x_1, x_2) \right| : (x_1, y_1), (x_2, y_2) \in \rho_\varepsilon^x \right\} \quad (18)$$

The resolution of ρ_ε^x at $z \in Y$ is

$$\text{res}(\rho_\varepsilon^x)(z) = \frac{1}{\varepsilon} \sup \{ d(x_1, x_2) : (x_1, z) \in \rho_\varepsilon^x, (x_2, z) \in \rho_\varepsilon^x \} \quad (19)$$

and the resolution of ρ_ε^x is given by:

$$\text{res}(\rho_\varepsilon^x) = \sup \{ \text{res}(\rho_\varepsilon^x)(y) : y \in Y \} \quad (20)$$

The precision of ρ_ε^x at $u \in \bar{B}(x, \varepsilon)$ is

$$\text{prec}(\rho_\varepsilon^x)(u) = \sup \{ D(y_1, y_2) : (u, y_1) \in \rho_\varepsilon^x, (u, y_2) \in \rho_\varepsilon^x \} \quad (21)$$

and the precision of ρ_ε^x is given by:

$$\text{prec}(\rho_\varepsilon^x) = \sup \{ \text{prec}(\rho_\varepsilon^x)(u) : u \in \bar{B}(x, \varepsilon) \} \quad (22)$$

If (Y, D, y) represents the (pointed unit ball in the) metric tangent space at $x \in X$ of (X, d) and ρ_ε^x is the sequence of maps at smaller and smaller scale, then we have:

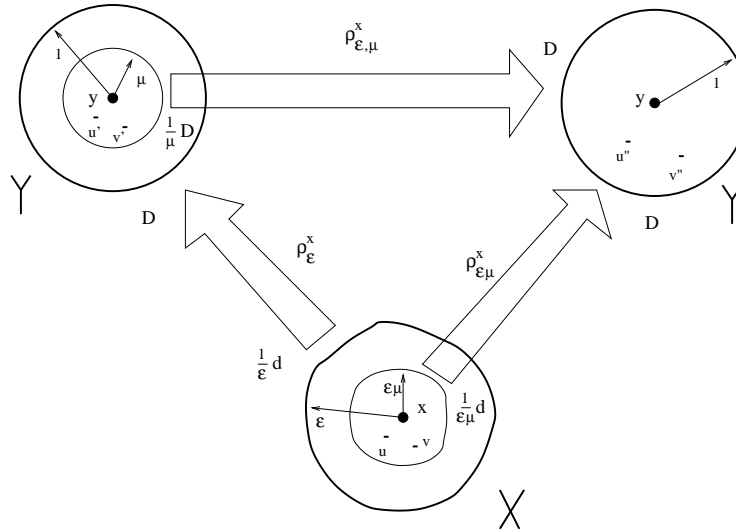
$$\sup \left\{ \left| D(y_1, y_2) - \frac{1}{\varepsilon} d(x_1, x_2) \right| : (x_1, y_1), (x_2, y_2) \in \rho_\varepsilon^x \right\} = \mathcal{O}(\varepsilon) \quad (23)$$

$$\sup \{ D(y_1, y_2) : (u, y_1) \in \rho_\varepsilon^x, (u, y_2) \in \rho_\varepsilon^x, u \in \bar{B}(x, \varepsilon) \} = \mathcal{O}(\varepsilon) \quad (24)$$

$$\sup \{ d(x_1, x_2) : (x_1, z) \in \rho_\varepsilon^x, (x_2, z) \in \rho_\varepsilon^x, z \in Y \} = \varepsilon \mathcal{O}(\varepsilon) \quad (25)$$

Of course, relation (23) implies the other two, but it is interesting to notice the mechanism of rescaling.

7.3 Scale stability. Viewpoint stability



I shall suppose further that there is a metric tangent space at $x \in X$ and I shall work with a zoom sequence of maps described in definition 7.5.

Let $\varepsilon, \mu \in (0, 1)$ be two scales. Suppose we have the maps of the territory X , around $x \in X$, at scales ε and $\varepsilon\mu$,

$$\begin{aligned}\rho_\varepsilon^x &\subset \bar{B}(x, \varepsilon) \times \bar{B}(y, 1) \\ \rho_{\varepsilon\mu}^x &\subset \bar{B}(x, \varepsilon\mu) \times \bar{B}(y, 1)\end{aligned}$$

made into the tangent space at x , $(\bar{B}(y, 1), D)$. The ball $\bar{B}(x, \varepsilon\mu) \subset X$ has then two maps. These maps are at different scales: the first is done at scale ε , the second is done at scale $\varepsilon\mu$.

What are the differences between these two maps? We could find out by defining a new map

$$\begin{aligned}\rho_{\varepsilon, \mu}^x &= \{(u', u'') \in \bar{B}(y, \mu) \times \bar{B}(y, 1) : \\ &\exists u \in \bar{B}(x, \varepsilon\mu) (u, u') \in \rho_\varepsilon^x, (u, u'') \in \rho_{\varepsilon\mu}^x\}\end{aligned}\quad (26)$$

and measuring its accuracy, with respect to the distances $\frac{1}{\mu}D$ (on the domain) and D (on the image).

Let us consider $(u, u'), (v, v') \in \rho_\varepsilon^x$ and $(u, u''), (v, v'') \in \rho_{\varepsilon\mu}^x$ such that $(u', u''), (v', v'') \in \rho_{\varepsilon, \mu}^x$. Then:

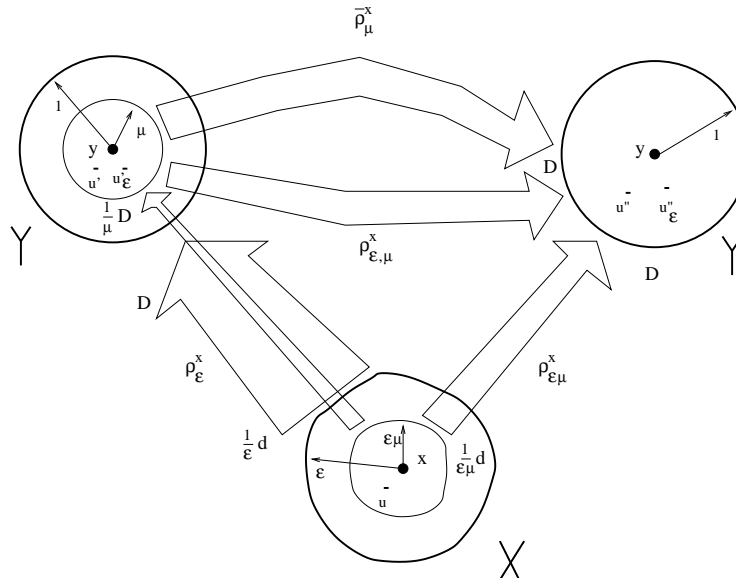
$$|D(u'', v'') - \frac{1}{\mu}D(u', v')| \leq \left| \frac{1}{\mu}D(u', v') - \frac{1}{\varepsilon\mu}d(u, v) \right| + \left| \frac{1}{\varepsilon\mu}d(u, v) - D(u'', v'') \right|$$

We have therefore an estimate for the accuracy of the map $\rho_{\varepsilon, \mu}^x$, coming from estimate (23) applied for ρ_ε^x and $\rho_{\varepsilon\mu}^x$:

$$acc(\rho_{\varepsilon, \mu}^x) \leq \frac{1}{\mu}\mathcal{O}(\varepsilon) + \mathcal{O}(\varepsilon\mu)\quad (27)$$

This explains the cascading of errors phenomenon, namely, for fixed μ , as ε goes to 0 the accuracy of the map $\rho_{\varepsilon, \mu}^x$ becomes smaller and smaller, meaning that the maps of the ball $\bar{B}(x, \varepsilon\mu) \subset X$ at the scales $\varepsilon, \varepsilon\mu$ (properly rescaled) are more and more alike. On the contrary, for fixed ε , as μ goes to 0, the bound on the accuracy becomes bigger and bigger, meaning that by using only the map at scale ε , magnifications of a smaller scale region of this map may be less accurate than the map of this smaller region done at the smaller scale.

I shall add a supplementary hypothesis to the one concerning the existence of the metric tangent space. It is somehow natural to suppose that as ε converges to 0 the map $\rho_{\varepsilon, \mu}^x$ converges to a map $\bar{\rho}_\mu^x$. This is described further.



Definition 7.6 Let the zoom sequence ρ_ε^x be as in definition 7.5 and for given $\mu \in (0, 1)$, the map $\rho_{\varepsilon, \mu}^x$ be defined as in (26). We say that the zoom sequence ρ_ε^x is scale stable at scale μ if there is a relation $\bar{\rho}_\mu^x \subset \bar{B}(y, \mu) \times \bar{B}(y, 1)$ such that the Haussorff distance between $\rho_{\varepsilon, \mu}^x$ and $\bar{\rho}_\mu^x$, in the metric space $\bar{B}(y, \mu) \times \bar{B}(y, 1)$ with the distance

$$D_\mu((u', u''), (v', v'')) = \frac{1}{\mu} D(u', v') + D(u'', v'')$$

can be estimated as:

$$D_\mu^{Hausdorff}(\rho_{\varepsilon, \mu}^x, \bar{\rho}_\mu^x) \leq F_\mu(\varepsilon)$$

with $F_\mu(\varepsilon) = \mathcal{O}_\mu(\varepsilon)$. Such a function $F_\mu(\cdot)$ is called a scale stability modulus of the zoom sequence ρ_ε^x .

This means that for any $(u', u'') \in \bar{\rho}_\mu^x$ there is a sequence $(u'_\varepsilon, u''_\varepsilon) \in \rho_{\varepsilon, \mu}^x$ such that

$$\lim_{\varepsilon \rightarrow 0} u'_\varepsilon = u' \quad \lim_{\varepsilon \rightarrow 0} u''_\varepsilon = u''$$

Proposition 7.7 If there is a scale stable zoom sequence ρ_ε^x as in definitions 7.5 and 7.6 then the space (Y, D) is self-similar in a neighbourhood of point $y \in Y$, namely for any $(u', u''), (v', v'') \in \bar{\rho}_\mu^x$ we have:

$$D(u'', v'') = \frac{1}{\mu} D(u', v')$$

In particular $\bar{\rho}_\mu^x$ is the graph of a function (the precision and resolution are respectively equal to 0).

Proof. Indeed, for any $\varepsilon \in (0, 1)$ let us consider $(u'_\varepsilon, u''_\varepsilon), (v'_\varepsilon, v''_\varepsilon) \in \rho_{\varepsilon, \mu}^x$ such that

$$\frac{1}{\mu} D(u', u'_\varepsilon) + D(u'', u''_\varepsilon) \leq \mathcal{O}_\mu(\varepsilon)$$

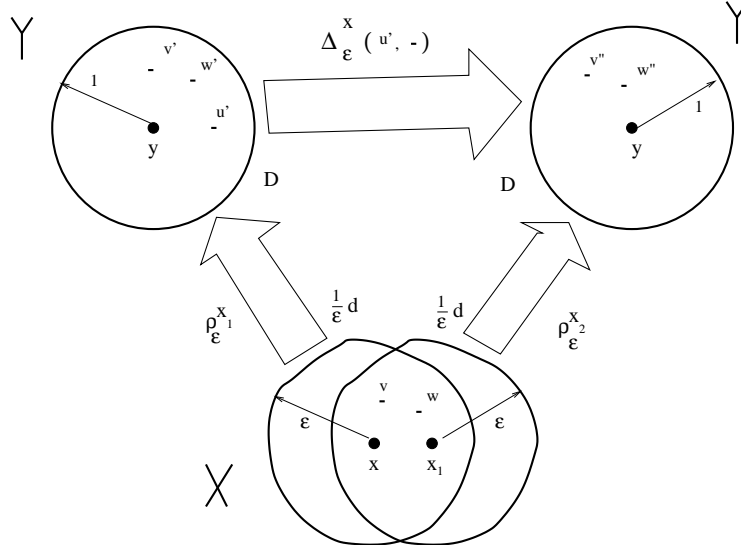
$$\frac{1}{\mu} D(v', v'_\varepsilon) + D(v'', v''_\varepsilon) \leq \mathcal{O}_\mu(\varepsilon)$$

Then we get the following inequality, using also the cascading of errors inequality (27),

$$| D(u'', v'') - \frac{1}{\mu} D(u', v') | \leq 2\mathcal{O}_\mu(\varepsilon) + \frac{1}{\mu} \mathcal{O}(\varepsilon) + \mathcal{O}(\varepsilon\mu)$$

We pass with ε to 0 in order to obtain the conclusion. □

Instead of changing the scale (i.e. understanding the scale stability of the zoom sequence), we could explore what happens when we change the point of view.



This time we have a zoom sequence, a scale $\varepsilon \in (0, 1)$ and two points: $x \in X$ and $u' \in \bar{B}(y, 1)$. To the point u' from the map space Y corresponds a point $x_1 \in \bar{B}(x, \varepsilon)$ such that

$$(x_1, u') \in \rho_\varepsilon^x$$

The points x, x_1 are neighbours, in the sense that $d(x, x_1) < \varepsilon$. The points of X which are in the intersection

$$\bar{B}(x, \varepsilon) \cap \bar{B}(x_1, \varepsilon)$$

are represented by both maps, ρ_ε^x and $\rho_\varepsilon^{x_1}$. These maps are different; the relative map between them is defined as:

$$\begin{aligned} \Delta_\varepsilon^x(u', \cdot) &= \{(v', v'') \in \bar{B}(y, 1) : \exists v \in \bar{B}(x, \varepsilon) \cap \bar{B}(x_1, \varepsilon) \\ &\quad (v, v') \in \rho_\varepsilon^x, (v, v'') \in \rho_\varepsilon^{x_1}\} \end{aligned} \quad (28)$$

and it is called "difference at scale ε , from x to x_1 , as seen from u' ".

The viewpoint stability of the zoom sequence is expressed as the scale stability: the zoom sequence is stable if the difference at scale ε converges in the sense of Hausdorff distance, as ε goes to 0.

Definition 7.8 *Let the zoom sequence ρ_ε^x be as in definition 7.5 and for any $u' \in \bar{B}(y, 1)$, the map $\Delta_\varepsilon^x(u', \cdot)$ be defined as in (28). The zoom sequence ρ_ε^x is viewpoint stable if there is a relation $\Delta^x(u', \cdot) \subset \bar{B}(y, 1) \times \bar{B}(y, 1)$ such that the Hausdorff distance can be estimated as:*

$$D_\mu^{Hausdorff}(\Delta_\varepsilon^x(u', \cdot), \Delta^x(u', \cdot)) \leq F_{diff}(\varepsilon)$$

with $F_{diff}(\varepsilon) = \mathcal{O}(\varepsilon)$. Such a function $F_{diff}(\cdot)$ is called a viewpoint stability modulus of the zoom sequence ρ_ε^x .

There is a proposition analogous with proposition 7.7, stating that the difference relation $\Delta^x(u', \cdot)$ is the graph of an isometry of (Y, D) .

7.4 Foveal maps

The following proposition shows that if we have a scale stable zoom sequence of maps ρ_ε^x as in definitions 7.5 and 7.6 then we can improve every member of the sequence such that all maps from the new zoom sequence have better accuracy near the "center" of the map $x \in X$, which justifies the name "foveal maps".

Definition 7.9 *Let ρ_ε^x be a scale stable zoom sequence. We define for any $\varepsilon \in (0, 1)$ the μ -foveal map ϕ_ε^x made of all pairs $(u, u') \in \bar{B}(x, \varepsilon) \times \bar{B}(y, 1)$ such that*

- if $u \in \bar{B}(x, \varepsilon\mu)$ then $(u, \bar{\rho}_\mu^x(u')) \in \rho_{\varepsilon\mu}^x$,
- or else $(u, u') \in \rho_\varepsilon^x$.

Proposition 7.10 *Let ρ_ε^x be a scale stable zoom sequence with associated zoom modulus $F(\cdot)$ and scale stability modulus $F_\mu(\cdot)$. The sequence of μ -foveal maps ϕ_ε^x is then a scale stable zoom sequence with zoom modulus $F(\cdot) + \mu F_\mu(\cdot)$. Moreover, the accuracy of the restricted foveal map $\phi_\varepsilon^x \cap (\bar{B}(x, \varepsilon\mu) \times \bar{B}(y, \mu))$ is bounded by $\mu F(\varepsilon\mu)$, therefore the right hand side term in the cascading of errors inequality (27), applied for the restricted foveal map, can be improved to $2F(\varepsilon\mu)$.*

Proof. Let $u \in \bar{B}(x, \varepsilon\mu)$. Then there are $u', u'_\varepsilon \in \bar{B}(y, \mu)$ and $u'', u''_\varepsilon \in \bar{B}(y, 1)$ such that $(u, u') \in \phi_\varepsilon^x$, $(u, u'') \in \rho_{\varepsilon\mu}^x$, $(u', u'') \in \bar{\rho}_\mu^x$, $(u'_\varepsilon, u''_\varepsilon) \in \rho_{\varepsilon, \mu}^x$ and

$$\frac{1}{\mu}D(u', u'_\varepsilon) + D(u'', u''_\varepsilon) \leq F_\mu(\varepsilon)$$

Let $u, v \in \bar{B}(x, \varepsilon\mu)$ and $u', v' \in \bar{B}(y, \mu)$ such that $(u, u'), (v, v') \in \phi_\varepsilon^x$. According to the definition of ϕ_ε^x , it follows that there are uniquely defined $u'', v'' \in \bar{B}(y, 1)$ such that $(u, u''), (v, v'') \in \rho_{\varepsilon\mu}^x$ and $(u', u''), (v', v'') \in \bar{\rho}_\mu^x$. We then have:

$$\begin{aligned} & \left| \frac{1}{\varepsilon}d(u, v) - D(u', v') \right| = \\ & = \left| \frac{1}{\varepsilon}d(u, v) - \mu D(u'', v'') \right| = \\ & = \mu \left| \frac{1}{\varepsilon\mu}d(u, v) - D(u'', v'') \right| \leq \mu F(\varepsilon\mu) \end{aligned}$$

Thus we proved that the accuracy of the restricted foveal map

$$\phi_\varepsilon^x \cap (\bar{B}(x, \varepsilon\mu) \times \bar{B}(y, \mu))$$

is bounded by $\mu F(\varepsilon\mu)$:

$$\left| \frac{1}{\varepsilon}d(u, v) - D(u', v') \right| \leq \mu F(\varepsilon\mu) \quad (29)$$

If $u, v \in \bar{B}(x, \varepsilon) \setminus \bar{B}(x, \mu)$ and $(u, u'), (v, v') \in \phi_\varepsilon^x$ then $(u, u'), (v, v') \in \rho_\varepsilon^x$, therefore

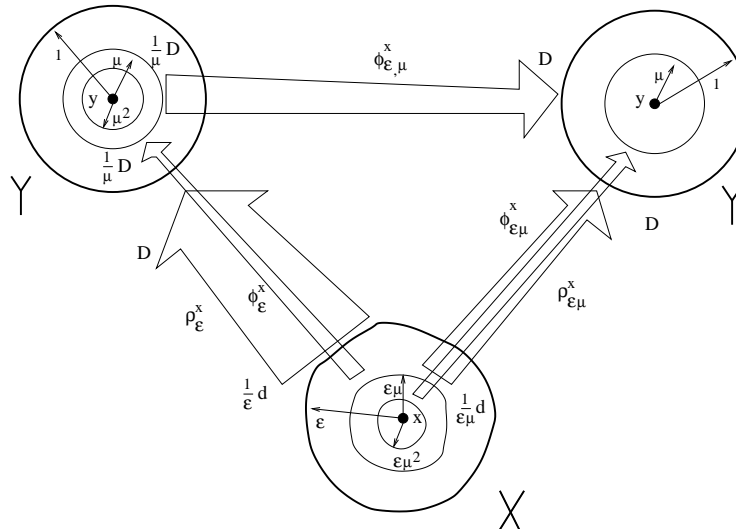
$$\left| \frac{1}{\varepsilon}d(u, v) - D(u', v') \right| \leq F(\varepsilon)$$

Suppose now that $(u, u'), (v, v') \in \phi_\varepsilon^x$ and $u \in \bar{B}(x, \varepsilon\mu)$ but $v \in \bar{B}(x, \varepsilon) \setminus \bar{B}(x, \mu)$. We have then:

$$\begin{aligned} & \left| \frac{1}{\varepsilon}d(u, v) - D(u', v') \right| \leq \\ & \leq \left| \frac{1}{\varepsilon}d(u, v) - D(u'_\varepsilon, v') \right| + D(u', u'_\varepsilon) \leq F(\varepsilon) + \mu F_\mu(\varepsilon) \end{aligned}$$

We proved that the sequence of μ -foveal maps ϕ_ε^x is a zoom sequence with zoom modulus $F(\cdot) + \mu F_\mu(\cdot)$.

In order to prove that the sequence is scale stable, we have to compute $\phi_{\varepsilon, \mu}^x$, graphically shown in the next figure.



We see that $(u', u'') \in \phi_{\varepsilon, \mu}^x$ implies that $(u', u'') \in \rho_{\varepsilon, \mu}^x$ or $(u', u'') \in \rho_{\varepsilon \mu, \mu}^x$. From here we deduce that the sequence of foveal maps is scale stable and that

$$\varepsilon \mapsto \max \{F_\mu(\varepsilon), \mu F_\mu(\varepsilon \mu)\}$$

is a scale stability modulus for the foveal sequence.

The improvement of the right hand side for the cascading of errors inequality (27), applied for the restricted foveal map is then straightforward if we use (29). \square

8 Appendix II: Dilation structures

From definition 7.9 we see that

$$\bar{\rho}_\mu^x \circ \phi_\varepsilon^x = \rho_{\varepsilon \mu}^x \quad (30)$$

Remark that if the μ -foveal map ϕ_ε^x coincides with the chart ρ_ε^x for every ε (that is, if the zoom sequence ρ_ε^x is already so good that it cannot be improved by the construction of foveal maps), then relation (30) becomes

$$\bar{\rho}_\mu^x \circ \phi_\varepsilon^x = \phi_{\varepsilon \mu}^x \quad (31)$$

By proposition 7.7, it follows that μ -foveal map at scale $\varepsilon \mu$ is just a $1/\mu$ dilation of a part of the μ -foveal map at scale ε .

An idealization of these "perfect", stable zoom sequences which cannot be improved by the μ -foveal map construction for any $\mu \in (0, 1)$, are dilation structures.

There are several further assumptions, which clearly amount to yet other idealizations. These are the following:

- the "map is the territory assumption", namely $Y = U(x)$, the "map space" is included in X , the "territory", and $y = x$.
- "functions instead relations", that is the perfect stable zoom sequences $\rho_\varepsilon^x = \phi_\varepsilon^x$ are graphs of functions, called dilations. That means:

$$\rho_\varepsilon^x \subset \{(\delta_\varepsilon^x u', u') : u' \in Y = V_\varepsilon(x)\}$$

- "hidden uniformity", that is: in order to pass to the limit in various situations, we could choose the zoom modulus and stability modulus to not depend on $x \in X$. This innocuous assumption is the least obvious, but necessary one.

With these idealizations in force, remember that we want our dilations to form a stable zoom sequence and we want also the subtler viewpoint stability, which consists in being able to change the point of view in a coherent way, as the scale goes to zero. These are the axioms of a dilation structure.

We shall use here a slightly particular version of dilation structures. For the general definition of a dilation structure see [2]. More about this, as well as about length dilation structures, see [5].

Definition 8.1 *Let (X, d) be a complete metric space such that for any $x \in X$ the closed ball $\bar{B}(x, 3)$ is compact. A dilation structure (X, d, δ) over (X, d) is the assignment to any $x \in X$ and $\varepsilon \in (0, +\infty)$ of a homeomorphism, defined as: if $\varepsilon \in (0, 1]$ then $\delta_\varepsilon^x : U(x) \rightarrow V_\varepsilon(x)$, else $\delta_\varepsilon^x : W_\varepsilon(x) \rightarrow U(x)$, with the following properties.*

A0. *For any $x \in X$ the sets $U(x), V_\varepsilon(x), W_\varepsilon(x)$ are open neighbourhoods of x . There are $1 < A < B$ such that for any $x \in X$ and any $\varepsilon \in (0, 1)$ we have:*

$$\begin{aligned} B_d(x, \varepsilon) &\subset \delta_\varepsilon^x B_d(x, A) \subset V_\varepsilon(x) \subset \\ &\subset W_{\varepsilon^{-1}}(x) \subset \delta_\varepsilon^x B_d(x, B) \end{aligned}$$

Moreover for any compact set $K \subset X$ there are $R = R(K) > 0$ and $\varepsilon_0 = \varepsilon(K) \in (0, 1)$ such that for all $u, v \in \bar{B}_d(x, R)$ and all $\varepsilon \in (0, \varepsilon_0)$, we have $\delta_\varepsilon^x v \in W_{\varepsilon^{-1}}(\delta_\varepsilon^x u)$.

A1. For any $x \in X$ $\delta_\varepsilon^x x = x$ and $\delta_1^x = id$. Consider the closure $Cl(dom \delta)$ of the set

$$dom \delta = \{(\varepsilon, x, y) \in (0, +\infty) \times X \times X :$$

$$\text{if } \varepsilon \leq 1 \text{ then } y \in U(x) \text{ , else } y \in W_\varepsilon(x)\}$$

seen in $[0, +\infty) \times X \times X$ endowed with the product topology. The function $\delta : dom \delta \rightarrow X$, $\delta(\varepsilon, x, y) = \delta_\varepsilon^x y$ is continuous, admits a continuous extension over $Cl(dom \delta)$ and we have $\lim_{\varepsilon \rightarrow 0} \delta_\varepsilon^x y = x$.

A2. For any $x \in X$, $\varepsilon, \mu \in (0, +\infty)$ and $u \in U(x)$, whenever one of the sides are well defined we have the equality $\delta_\varepsilon^x \delta_\mu^x u = \delta_{\varepsilon\mu}^x u$.

A3. For any x there is a distance function $(u, v) \mapsto d^x(u, v)$, defined for any u, v in the closed ball (in distance d) $\bar{B}(x, A)$, such that uniformly with respect to x in compact set we have the limit:

$$\lim_{\varepsilon \rightarrow 0} \sup \left\{ \left| \frac{1}{\varepsilon} d(\delta_\varepsilon^x u, \delta_\varepsilon^x v) - d^x(u, v) \right| : u, v \in \bar{B}_d(x, A) \right\} = 0$$

A4. Let us define $\Delta_\varepsilon^x(u, v) = \delta_{\varepsilon^{-1}}^x \delta_\varepsilon^x v$. Then we have the limit, uniformly with respect to x, u, v in compact set,

$$\lim_{\varepsilon \rightarrow 0} \Delta_\varepsilon^x(u, v) = \Delta^x(u, v)$$

8.1 Dilations as morphisms: towards the chora

It is algebraically straightforward to transport a dilation structure: given (X, d, δ) a dilation structure and $f : X \rightarrow Z$ a uniformly continuous homeomorphism from X (as a topological space) to another topological space Z (actually more than a topological space, it should be a space endowed with an uniformity), we can define the transport of (X, d, δ) by f as the dilation structure $(Z, f * d, f * \delta)$. The distance $f * d$ is defined as

$$(f * d)(u, v) = d(f(u), f(v))$$

which is a true distance, because we supposed f to be a homeomorphism. For any $u, v \in X$ and $\varepsilon > 0$, we define the new dilation based at $f(u) \in Z$, of coefficient ε , applied to $f(v) \in Z$ as

$$(f * \delta)_\varepsilon^{f(u)} f(v) = f(\delta_\varepsilon^u v)$$

It is easy to check that this is indeed a dilation structure.

In particular we may consider to transport a dilation structure by one of its dilations. Visually, this corresponds to transporting the atlas representing a dilation structure on X to a neighbourhood of one of its points. It is like a scale reduction of the whole territory (X, d) to a smaller set.

Inversely, we may transport the (restriction of the) dilation structure (X, d, δ) from $V_\varepsilon(x)$ to $U(x)$, by using $\delta_{\varepsilon^{-1}}^x$ as the transport function f . This is like a magnification of the "infinitesimal neighbourhood" $V_\varepsilon(x)$. (This neighbourhood is infinitesimal in the sense that we may consider ε as a variable, going to 0 when needed. Thus, instead of one neighbourhood $V_\varepsilon(x)$, there is a sequence of them, smaller and smaller).

This is useful, because it allows us to make "infinitesimal statements", i.e. statements concerning this sequence of magnifications, as $\varepsilon \rightarrow 0$.

Let us compute then the magnified dilation structure. We should also rescale the distance on $V_\varepsilon(x)$ by a factor $1/\varepsilon$. Let us compute this magnified dilation structure:

- the space is $U(x)$
- for any $u, v \in U(x)$ the (transported) distance between them is

$$d_\varepsilon^x(u, v) = \frac{1}{\varepsilon} d(\delta_\varepsilon^x u, \delta_\varepsilon^x v)$$

- for any $u, v \in U(x)$ and scale parameter $\mu \in (0, 1)$ (we could take $\mu > 0$ but then we have to be careful with the domains and codomains of these new dilations), the transported dilation based at u , of coefficient μ , applied to v , is

$$\delta_{\varepsilon^{-1}}^x \delta_{\varepsilon}^{\delta_{\varepsilon}^x u} \delta_{\varepsilon}^x v \quad (32)$$

It is visible that working with such combinations of dilations becomes quickly difficult. This is one of the reasons of looking for more graphical notations.

Important remark. This sequence of magnified dilation structures, around x , at scale ε , with the parameter ε seen as a variable converging to 0, is related to the "chora", or place x at scale varepsilon.

In particular, the transported dilation (32) appears in relation with the "elementary chora".

Definition 8.2 *Let (X, d, δ) be a dilation structure. A property*

$$\mathcal{P}(x_1, x_2, x_3, \dots)$$

is true for $x_1, x_2, x_3, \dots \in X$ sufficiently close if for any compact, non empty set $K \subset X$, there is a positive constant $C(K) > 0$ such that $\mathcal{P}(x_1, x_2, x_3, \dots)$ is true for any $x_1, x_2, x_3, \dots \in K$ with $d(x_i, x_j) \leq C(K)$.

For a dilation structure the metric tangent spaces have the algebraic structure of a normed group with dilations.

We shall work further with local groups, which are spaces endowed with a locally defined operation which satisfies the conditions of a uniform group. See section 3.3 [2] for details about the definition of local groups.

8.2 Normed conical groups

This name has been introduced in section 8.2 [2], but these objects appear more or less in the same form under the name "contractible group" or "homogeneous group". Essentially these are groups endowed with a family of "dilations". They were also studied in section 4 [3].

In the following general definition appear a topological commutative group Γ endowed with a continuous morphism $\nu : \Gamma \rightarrow (0, +\infty)$ from Γ to the group $(0, +\infty)$ with multiplication. The morphism ν induces an invariant topological filter on Γ (other names for such an invariant filter are "absolute" or "end"). The convergence of a variable $\varepsilon \in \Gamma$ to this filter is denoted by $\varepsilon \rightarrow 0$ and it means simply $\nu(\varepsilon) \rightarrow 0$ in \mathbb{R} .

Particular, interesting examples of pairs (Γ, ν) are: $(0, +\infty)$ with identity, which is the case interesting for this paper, \mathbb{C}^* with the modulus of complex numbers, or \mathbb{N} (with addition) with the exponential, which is relevant for the case of normed contractible groups, section 4.3 [3].

Definition 8.3 *A normed group with dilations $(G, \delta, \|\cdot\|)$ is a local group G with a local action of Γ (denoted by δ), on G such that*

H0. the limit $\lim_{\varepsilon \rightarrow 0} \delta_{\varepsilon} x = e$ exists and is uniform with respect to x in a compact neighbourhood of the identity e .

H1. the limit $\beta(x, y) = \lim_{\varepsilon \rightarrow 0} \delta_{\varepsilon}^{-1} ((\delta_{\varepsilon} x)(\delta_{\varepsilon} y))$ is well defined in a compact neighbourhood of e and the limit is uniform with respect to x, y .

H2. the following relation holds: $\lim_{\varepsilon \rightarrow 0} \delta_{\varepsilon}^{-1} ((\delta_{\varepsilon} x)^{-1}) = x^{-1}$, where the limit from the left hand side exists in a neighbourhood $U \subset G$ of e and is uniform with respect to $x \in U$.

Moreover the group is endowed with a continuous norm function $\|\cdot\| : G \rightarrow \mathbb{R}$ which satisfies (locally, in a neighbourhood of the neutral element e) the properties:

- (a) for any x we have $\|x\| \geq 0$; if $\|x\| = 0$ then $x = e$,
- (b) for any x, y we have $\|xy\| \leq \|x\| + \|y\|$,
- (c) for any x we have $\|x^{-1}\| = \|x\|$,
- (d) the limit $\lim_{\varepsilon \rightarrow 0} \frac{1}{\nu(\varepsilon)} \|\delta_\varepsilon x\| = \|x\|^N$ exists, is uniform with respect to x in compact set,
- (e) if $\|x\|^N = 0$ then $x = e$.

Theorem 8.4 (Thm. 15 [2]) *Let $(G, \delta, \|\cdot\|)$ be a locally compact normed local group with dilations. Then (G, d, δ) is a dilation structure, where the dilations δ and the distance d are defined by: $\delta_\varepsilon^x u = x\delta_\varepsilon(x^{-1}u)$, $d(x, y) = \|x^{-1}y\|$.*

Moreover (G, d, δ) is linear, in the sense of definition 3.3.

Definition 8.5 *A normed conical group N is a normed group with dilations such that for any $\varepsilon \in \Gamma$ the dilation δ_ε is a group morphism and such that for any $\varepsilon > 0$ $\|\delta_\varepsilon x\| = \nu(\varepsilon)\|x\|$.*

A normed conical group is the infinitesimal version of a normed group with dilations ([2] proposition 2).

Proposition 8.6 *Let $(G, \delta, \|\cdot\|)$ be a locally compact normed local group with dilations. Then $(G, \beta, \delta, \|\cdot\|^N)$ is a locally compact, local normed conical group, with operation β , dilations δ and homogeneous norm $\|\cdot\|^N$.*

8.3 Tangent bundle of a dilation structure

The most important metric and algebraic first order properties of a dilation structure are presented here as condensed statements, available in full length as theorems 7, 8, 10 in [2].

Theorem 8.7 *Let (X, d, δ) be a dilation structure. Then the metric space (X, d) admits a metric tangent space at x , for any point $x \in X$. More precisely we have the following limit:*

$$\lim_{\varepsilon \rightarrow 0} \frac{1}{\varepsilon} \sup \{ |d(u, v) - d^x(u, v)| : d(x, u) \leq \varepsilon, d(x, v) \leq \varepsilon \} = 0 .$$

Theorem 8.8 *If (X, d, δ) is a dilation structure then for any $x \in X$ the triple (U^x, δ^x, d^x) is a locally compact normed conical group, with operation $\Sigma^x(\cdot, \cdot)$, neutral element x and inverse $inv^x(y) = \Delta^x(y, x)$.*

The conical group $(U(x), \Sigma^x, \delta^x)$ can be seen as the tangent space of (X, d, δ) at x . We shall denote it by $T_x(X, d, \delta) = (U(x), \Sigma^x, \delta^x)$, or by $T_x X$ if (d, δ) are clear from the context.

The following proposition is corollary 6.3 from [3], which gives a more precise description of the conical group $(U(x), \Sigma^x, \delta^x)$. In the proof of that corollary there is a gap pointed by S. Vodopyanov, namely that Siebert' proposition 5.4 [28], which is true for conical groups (in our language), is used for local conical groups. Fortunately, this gap was filled by the theorem 1.1 [15], which states that a locally compact, locally connected, contractible (with Siebert' wording) group is locally isomorphic to a contractive Lie group.

Proposition 8.9 *Let (X, d, δ) be a dilation structure. Then for any $x \in X$ the local group $(U(x), \Sigma^x)$ is locally a simply connected Lie group whose Lie algebra admits a positive gradation (a homogeneous group), given by the eigenspaces of δ_ε^x for an arbitrary $\varepsilon \in (0, 1)$.*

There is a bijection between linear (in the sense of definition 3.3) dilation structures and normed conical groups. Any normed conical group induces a linear dilation structure, by theorem 8.4. Conversely, we have the following result (see theorem 6.1 [6] for a more general statement).

Theorem 8.10 *Let (G, d, δ) be a linear dilation structure. Then, with the notations from theorem 8.8, for any $x \in G$, the dilation structure $(U(x), d, \delta)$ coincides with the dilation structure of the conical group $(U(x), \Sigma^x, \delta^x)$.*

8.4 Differentiability with respect to dilation structures

For any dilation structure or there is an associated notion of differentiability (section 7.2 [2]). For defining differentiability with respect to dilation structures we need first the definition of a morphism of conical groups.

Definition 8.11 *Let (N, δ) and $(M, \bar{\delta})$ be two conical groups. A function $f : N \rightarrow M$ is a conical group morphism if f is a group morphism and for any $\varepsilon > 0$ and $u \in N$ we have $f(\delta_\varepsilon u) = \bar{\delta}_\varepsilon f(u)$.*

The definition of the derivative, or differential, with respect to dilations structures is a straightforward generalization of the definition of the Pansu derivative [26].

Definition 8.12 *Let (X, d, δ) and $(Y, \bar{d}, \bar{\delta})$ be two dilation structures and $f : X \rightarrow Y$ be a continuous function. The function f is differentiable in x if there exists a conical group morphism $Df(x) : T_x X \rightarrow T_{f(x)} Y$, defined on a neighbourhood of x with values in a neighbourhood of $f(x)$ such that*

$$\limsup_{\varepsilon \rightarrow 0} \left\{ \frac{1}{\varepsilon} \bar{d} \left(f(\delta_\varepsilon^x u), \bar{\delta}_\varepsilon^{f(x)} Df(x)(u) \right) : d(x, u) \leq \varepsilon \right\} = 0, \quad (33)$$

The morphism $Df(x)$ is called the derivative, or differential, of f at x .

The definition also makes sense if the function f is defined on an open subset of (X, d) .

9 Supplementary material

9.1 Gregory Bateson on maps and difference

The following are excerpts from the Nineteenth Annual Korzybski Memorial Lecture "Form, Substance and Difference", delivered by Bateson on January 9, 1970, under the auspices of the Institute of General Semantics, re-printed from the *General Semantics Bulletin*, no. 37, 1970, in *Steps to an Ecology of Mind* (1972).

"Let us go back to the original statement for which Korzybski is most famous – the statement that *the map is not the territory*. This statement came out of a very wide range of philosophic thinking, going back to Greece, and wriggling through the history of European thought over the last 2000 years. In this history, there has been a sort of rough dichotomy and often deep controversy. There has been a violent enmity and bloodshed. It all starts, I suppose, with the Pythagoreans versus their predecessors, and the argument took the shape of "Do you ask what it's made of – earth, fire, water, etc?" Or do you ask "What is its pattern?" Pythagoras stood for inquiry into pattern rather than inquiry into substance. That controversy has gone through the ages, and the Pythagorean half of it has, until recently, been on the whole submerged half."

"What is in the territory that gets onto the map?" [...] What gets onto the map, in fact, is *difference*, [...] A difference is a very peculiar and obscure concept. It is certainly not a thing or an event. This piece of paper is different from the wood of this lectern. There are many differences between them – of color, texture, shape, etc. But if we start to ask about the localization of those differences, we get into trouble. Obviously the difference between the paper and the wood is not in the paper; it is obviously not in the wood; it is obviously not in the space between them [...]

A difference, then, is an abstract matter. [...]

Difference travels from the wood and paper into my retina. It then gets picked up and worked on by this fancy piece of computing machinery in my head.

I suggest to you now that the word "idea", in its most elementary sense, is synonymous with "difference". Kant, in the *Critique of Judgment* – if I understand him correctly – asserts that the most elementary aesthetic act is the selection of a fact. He argues that in a piece of chalk there are an infinite number of potential facts. The *Ding an sich*, the piece of chalk, can never enter into communication or mental process because of this infinitude. The

sensory receptors cannot accept it; they filter it out. What they do is to select certain *facts* out of the piece of chalk, which then become, in modern terminology, information.

I suggest that Kant's statement can be modified to say that there is an infinite number of *differences* around and within the piece of chalk. Of this infinitude, we select a very limited number, which become information. In fact, what we mean by information – the elementary unit of information – is a *difference which makes a difference.*"

" We say the map is different from the territory. But what is the territory? Operationally, somebody went out with a retina or a measuring stick and made representations which were then put upon paper. What is on the paper map is a representation of what was in the retinal representation of the man who made the map; and as you push the question back, what you find is an infinite regress, an infinite series of maps. The territory never gets in at all. The territory is *Ding an sich* and you can't do anything with it. Always, the process of representation will filter it out so that the mental world is only maps of maps, ad infinitum. Or we may spell the matter out and say that at every step, as a difference is transformed and propagated along its pathway, the embodiment of the difference before the step is a "territory" of which the embodiment after the step is a "map". The map-territory relation obtains at every step. All "phenomena" are literary appearances.

Or we can follow the chain forward. I receive various sorts of mappings which I call data or information. Upon receipt of these I act. But my actions, my muscular contractions, are transforms of differences in the input material. And I receive again data which are transforms of my actions."

9.2 Plato about chora

Here are some relevant quotations (source [27]):

"This new beginning of our discussion of the universe requires a fuller division than the former; for then we made two classes, now a third must be revealed. The two sufficed for the former discussion: one, which we assumed, was a pattern intelligible and always the same; and the second was only the imitation of the pattern, generated and visible. There is also a third kind which we did not distinguish at the time, conceiving that the two would be enough. But now the argument seems to require that we should set forth in words another kind, which is difficult of explanation and dimly seen.

What nature are we to attribute to this new kind of being? We reply, that it is the receptacle, and in a manner the nurse, of all generation.

I have spoken the truth; but I must express myself in clearer language, and this will be an arduous task for many reasons, and in particular because I must first raise questions concerning fire and the other elements, and determine what each of them is;"

"...as the several elements never present themselves in the same form, how can any one have the assurance to assert positively that any of them, whatever it may be, is one thing rather than another? No one can. But much the safest plan is to speak of them as follows:- Anything which we see to be continually changing, as, for example, fire, we must not call "this" or "that," but rather say that it is "of such a nature"..."

"That in which the elements severally grow up, and appear, and decay, is alone to be called by the name "this" or "that"; but that which is of a certain nature, hot or white, or anything which admits of opposite equalities, and all things that are compounded of them, ought not to be so denominated."

"Let me make another attempt to explain my meaning more clearly. Suppose a person to make all kinds of figures of gold and to be always transmuting one form into all the rest-somebody points to one of them and asks what it is. By far the safest and truest answer is, That is gold; and not to call the triangle or any other figures which are formed in the gold "these," as though they had existence, since they are in process of change while he is making the assertion; but if the questioner be willing to take the safe and indefinite expression, "such," we should be satisfied. And the same argument applies to the universal nature which receives all bodies-that must be always called the same; for, while receiving all things, she never departs at all from her own nature, and never in any way, or at any time, assumes a form like that of any of the things which enter into her; she is the natural

recipient of all impressions, and is stirred and informed by them, and appears different from time to time by reason of them.”

”For the present we have only to conceive of three natures: first, that which is in process of generation; secondly, that in which the generation takes place; and thirdly, that of which the thing generated is a resemblance. And we may liken the receiving principle to a mother, and the source or spring to a father, and the intermediate nature to a child; and may remark further, that if the model is to take every variety of form, then the matter in which the model is fashioned will not be duly prepared, unless it is formless, and free from the impress of any of these shapes which it is hereafter to receive from without.”

”Wherefore, the mother and receptacle of all created and visible and in any way sensible things, is not to be termed earth, or air, or fire, or water, or any of their compounds or any of the elements from which these are derived, but is an invisible and formless being which receives all things and in some mysterious way partakes of the intelligible, and is most incomprehensible. In saying this we shall not be far wrong; as far, however, as we can attain to a knowledge of her from the previous considerations, we may truly say that fire is that part of her nature which from time to time is inflamed, and water that which is moistened, and that the mother substance becomes earth and air, in so far as she receives the impressions of them.”

After that, Plato continues:

”...we must acknowledge that there is one kind of being which is always the same, uncreated and indestructible, never receiving anything into itself from without, nor itself going out to any other, but invisible and imperceptible by any sense, and of which the contemplation is granted to intelligence only.

And there is another nature of the same name with it, and like to it, perceived by sense, created, always in motion, becoming in place and again vanishing out of place, which is apprehended by opinion and sense.

And there is a third nature, which is *space*, and is eternal, and admits not of destruction and provides a home for all created things, and is apprehended without the help of sense, by a kind of spurious reason, and is hardly real; which we behold as in a dream, say of all existence that it must of necessity be in some place and occupy a space, but that what is neither in heaven nor in earth has no existence. Of these and other things of the same kind, relating to the true and waking reality of nature, we have only this dreamlike sense, and we are unable to cast off sleep and determine the truth about them.”

The ”dreamlike sense” comes from the fact that ”true and exact reason” leads to contradiction (52c):

”For an image, since the reality, after which it is modeled, does not belong to it, and it exists ever as the fleeting shadow of some other, must be inferred to be in another... But true and exact reason, vindicating the nature of true being, maintains that while two things [i.e. the image and space] are different they cannot exist one of them in the other and so be one and also two at the same time.”

References

- [1] http://en.wikipedia.org/wiki/Map-territory_relation#.22The_map_is_not_the_territory.22
- [2] M. Buliga, Dilatation structures I. Fundamentals, *J. Gen. Lie Theory Appl.*, **1** (2007), 2, 65-95.
- [3] M. Buliga, Infinitesimal affine geometry of metric spaces endowed with a dilatation structure, *Houston Journal of Math.* 36, 1 (2010), 91-136, <http://arxiv.org/abs/0804.0135>
- [4] M. Buliga, Dilatation structures in sub-riemannian geometry, in: Contemporary Geometry and Topology and Related Topics. Cluj-Napoca, Cluj-Napoca, Cluj University Press (2008), 89-105

- [5] M. Buliga, A characterization of sub-riemannian spaces as length dilation structures constructed via coherent projections, *Commun. Math. Anal.* **11** (2011), No. 2, pp. 70-111, <http://arxiv.org/abs/0810.5042>
- [6] M. Buliga, Emergent algebras as generalizations of differentiable algebras, with applications, (2009), <http://arxiv.org/abs/0907.1520>
- [7] M. Buliga, Braided spaces with dilations and sub-riemannian symmetric spaces, (2010), <http://arxiv.org/abs/1005.5031>
- [8] M. Buliga, What is a space? Computations in emergent algebras and the front end visual system (2010), <http://arxiv.org/abs/1009.5028>
- [9] M. Buliga, More than discrete or continuous: a bird's view (2010), <http://arxiv.org/abs/arXiv:1011.4485>
- [10] M. Buliga, Introduction to metric spaces with dilations (2010), <http://arxiv.org/abs/1007.2362>
- [11] M. Buliga, Deformations of normed groupoids and differential calculus. First part, (2009), <http://arxiv.org/abs/0911.1300>
- [12] M. Buliga, Tangent bundles to sub-Riemannian groups, (2003), <http://xxx.arxiv.org/abs/math.MG/0307342>
- [13] S. Chmutov, S. Duzhin, J. Mostovoy, Introduction to Vassiliev Knot Invariants, (2011), <http://arxiv.org/abs/1103.5628>
- [14] A. Connes, Sur la theorie non commutative de l'integration, in: Algèbres d'Opérateurs, Séminaire sur les Algèbres d'Opérateurs, Les Plans-sur-Bex, Suisse, 13-18 mars 1978, Lecture Notes in Mathematics 725, ed. by A. Dold and B. Eckmann, Springer-Verlag 1079, p. 19-143
- [15] L. van den Dries, I. Goldbring, Locally compact contractive local groups, (2009), <http://arxiv.org/abs/0909.4565>
- [16] N. Franceschini, J.M. Pichon, C. Blanes, From insect vision to robot vision, *Phil. Trans.: Biological Sciences*, **337**, 1281 (1992), Natural and Artificial Low-Level Seeing Systems, 283-294
- [17] R. Fenn, C. Rourke, Racks and Links in codimension two, *J. Knot Theory Ramifications*, **1** (1992), no. 4, 343-406
- [18] Hillier B, Penn A (2004) Rejoinder to Carlo Ratti in Environment and Planning B: Planning and Design 31 512-511 ISSN 0265 8135
- [19] D. Joyce, A classifying invariant of knots; the knot quandle, *J. Pure Appl. Alg.*, **23** (1982), 37-65
- [20] C. Kassel, V. Turaev, Chord diagram invariants of tangles and graphs, *Duke Math. J.*, **92** (1998), no. 3. 497-552
- [21] J. Koenderink, The brain a geometry engine, *Psychol. Res.* **52** (1990), 122-127
- [22] J.. Koenderink, A. Kappers, A. van Doorn, Local Operations :The Embodiment of Geometry. Basic Research Series, (1992), 1-23
- [23] A. Korzybski, A Non-Aristotelian System and its Necessity for Rigour in Mathematics and Physics, a paper presented before the American Mathematical Society at the New Orleans, Louisiana, meeting of the American Association for the Advancement of Science, December 28, 1931. Reprinted in Science and Sanity, 1933, p. 747-761.

- [24] L.G. Meredith, D.F. Snyder, Knots as processes: a new kind of invariant, (2010)
<http://arxiv.org/abs/1009.2107>
- [25] JCGM 200:2008 International vocabulary of metrology - Basic and general concepts and associated terms (VIM), http://www.bipm.org/utils/common/documents/jcgm/JCGM_200_2008.pdf
- [26] P. Pansu, Métriques de Carnot-Carathéodory et quasi-isométries des espaces symétriques de rang un, *Ann. of Math.*, (2) **129**, (1989), 1-60
- [27] Plato, Timaeus 48e - 53c, <http://www.ellopos.net/elpenor/physics/plato-timaeus/space.asp>
- [28] E. Siebert, Contractive automorphisms on locally compact groups, *Math. Z.*, 191, 73-90, (1986)
- [29] E. Fredkin, T. Toffoli, Conservative logic, *Int. J. of Theoretical Physics*, **21** (1982),
- [30] Turner A, Hillier B, Penn A (2005) An algorithmic definition of the axial map *Environment and Planning B* 32-3, 425-444