

Phonon Life-times from first principles self consistent lattice dynamics

Petros Souvatzis¹

¹*Department of Physics and Astronomy, Division of Materials
Theory Uppsala University, Box 516, SE-751210, Uppsala, Sweden*

Phonon lifetime calculations from first principles usually rely on time consuming molecular dynamics calculations, or density functional perturbation theory (DFPT) where the zero temperature crystal structure is assumed to be dynamically stable. Here is presented a new and effective method for calculating phonon lifetimes from first principles. This method is not limited to crystallographic phases stable at 0 K, and provides a scheme more effective than most corresponding molecular dynamics calculations. The method is based on the recently developed self consistent *ab initio* lattice dynamical method (SCAILD) and is here tested by calculating the bcc phase phonon lifetimes of Li, Na, Ti and Zr, as representative examples.

Calculations of phonon lifetimes are of great interest to the materials science community, partly in that it allows for the prediction of thermal transport properties, which in themselves are important from an engineering perspective, but also, since these properties are closely interrelated to perhaps the even more intriguing thermoelectric effect [1].

Historically phonon lifetime calculations from first principles have been performed for quite some time, for instance see the work of Katsnelson *et al.* [2] or Debernardi *et al.* [3]. More recently Koker [4] successfully calculated the thermal transport coefficients for MgO within the context of *ab initio* molecular dynamics (ab-MD) [5], and Bonini *et al.* estimated the optical phonon line-widths in graphene using density functional perturbation theory (DFPT) [6–8].

Up to present date ab-MD and DFPT have been the two main methods of choice used for calculating phonon lifetimes from first principles. However, the use of ab-MD suffers from the long simulation times required to sample the correlation functions, whereas DFPT is limited to crystal structures stable at zero temperature, in that it only calculates third order anharmonic contributions. Thus, there is still a need for more effective methods, preferably based upon schemes that also allow lifetime calculations in crystallographic phases stabilized only at finite temperatures, such as the bcc phase of Ti, Zr and Hf and the cubic phases of numerous shape memory alloys.

In this paper a novel and effective method for calculating phonon-lifetimes, which do not suffer from the limitations of ab-MD and DFPT, will be presented. The method is based on the recently developed self consistent *ab initio* lattice dynamical scheme (SCAILD)[9], which has previously successfully been used in predicting phonon frequency renormalization by strong anharmonicity [10, 11]. The newly developed method will here be used to calculate phonon lifetimes in the bcc phase of Li, Na, Ti and Zr, in order to illustrate its effectiveness.

The SCAILD method is based on the calculation of Hellman-Feynman forces of atoms in a supercell. The method can be viewed as an extension of the frozen

phonon method [12], in which all phonons with wave vectors \mathbf{q} commensurate with the supercell are excited together in the same cell by displacing atoms situated at the undistorted positions $\mathbf{R} + \mathbf{b}_\sigma$, according to $\mathbf{R} + \mathbf{b}_\sigma \rightarrow \mathbf{R} + \mathbf{b}_\sigma + \mathbf{U}_{\mathbf{R}\sigma}$, where the displacements are given by

$$\mathbf{U}_{\mathbf{R}\sigma} = \frac{1}{\sqrt{N}} \sum_{\mathbf{q},s} \mathcal{A}_{\mathbf{q}s}^\sigma \epsilon_{\mathbf{q}s}^\sigma e^{i\mathbf{q}(\mathbf{R}+\mathbf{b}_\sigma)}. \quad (1)$$

Here \mathbf{R} represent the N Bravais lattice sites of the supercell, \mathbf{b}_σ the position of atom σ relative to the lattice site, $\epsilon_{\mathbf{q}s}^\sigma$ are the phonon eigenvectors corresponding to the phonon mode, s , and the mode amplitude $\mathcal{A}_{\mathbf{q}s}^\sigma$ is calculated from the different phonon frequencies $\omega_{\mathbf{q}s}$ through

$$\mathcal{A}_{\mathbf{q}s}^\sigma = \pm \sqrt{\frac{\hbar}{M_\sigma \omega_{\mathbf{q}s}} \left(\frac{1}{2} + n_{\mathbf{q}s} \right)}, \quad (2)$$

where $n_{\mathbf{q}s} = n\left(\frac{\omega_{\mathbf{q}s}}{k_B T}\right)$, with $n(x) = 1/(e^x - 1)$, are the phonon occupational numbers, M_σ the atomic masses and T is the temperature of the system. The phonon frequencies, $\omega_{\mathbf{q}s}$, are obtained through the projections of the Fourier transformed atomic forces, $\mathbf{F}_{\mathbf{q}}^\sigma$, onto the eigenvectors of the corresponding mode

$$\omega_{\mathbf{q}s}^2 = \sum_{\sigma} \frac{\epsilon_{\mathbf{q}s}^\sigma \cdot \mathbf{F}_{\mathbf{q}}^\sigma}{\mathcal{A}_{\mathbf{q}s}^\sigma M_\sigma}, \quad (3)$$

Due to the simultaneous presence of all the commensurate phonons in the same force calculation, the interaction between different lattice vibrations are taken into account and the phonon frequencies given by Eq. (3) are thus renormalized by the very same interaction.

By alternating between calculating the forces on the displaced atoms and calculating new phonon frequencies and new displacements through Eqs. (1)-(3) the phonon frequencies are calculated in a self consistent manner.

During the course of a SCAILD calculation frequency distributions, $\mathcal{D}(\omega_{\mathbf{q},s}^2)$, are generated for each of the modes having \mathbf{q} -vectors commensurate with the supercell [13, 14]. By calculating the first moment, $\Omega_{\mathbf{q}s}^2$, of these distributions the renormalized phonon frequencies are obtained [9].

The novel implementation of the SCAILD scheme utilizes the possibility of extracting the phonon lifetimes from the frequency distributions, $\mathcal{D}(\omega_{\mathbf{q},s}^2)$. To establish the connection between the phonon lifetime, $\tau_{\mathbf{q},s}$, of a mode and its corresponding distribution $\mathcal{D}(\omega_{\mathbf{q},s}^2)$, we start from the newtonian equations of motion of a stochastically damped phonon mode

$$\frac{d^2 \mathcal{A}_{\mathbf{q},s}^\sigma}{dt^2} = -\Gamma_{\mathbf{q},s} \frac{d\mathcal{A}_{\mathbf{q},s}^\sigma}{dt} - \Omega_{\mathbf{q},s}^2 \mathcal{A}_{\mathbf{q},s}^\sigma + a(t), \quad (4)$$

where $\Gamma_{\mathbf{q},s} = 1/\tau_{\mathbf{q},s}$ is the phonon linewidth (damping), and $a(t)$ is the stochastic acceleration arising from the interaction between the mode and the other phonons of the system. The replacement of interaction terms by stochastic variables, is in path-integral approaches associated with the Stratonovich-Hubbard transformation [15], and in more classical contexts, associated with discussions concerning the fluctuation dissipation theorem [16].

Following a path similar to what is generally used in proving the fluctuation dissipation theorem [16, 17], the damping $\Gamma_{\mathbf{q},s}$ is formally connected to the acceleration correlation function, $C(t) \equiv \langle a(t_0)a(t_0+t) \rangle$, through the integral equation

$$\Gamma_{\mathbf{q},s} = \frac{2M_\sigma}{3K_B T} \left(\frac{\Omega_{\mathbf{q},s}}{2M_\sigma \nu_{\mathbf{q},s}} \right)^2 C^*(\Gamma_{\mathbf{q},s}), \quad (5)$$

where the brackets $\langle \cdot \rangle$ denote an ensemble average, $\nu_{\mathbf{q},s} \equiv \Omega_{\mathbf{q},s}^2 - (\Gamma_{\mathbf{q},s}/2)^2$ and C^* is given by

$$C^*(\Gamma_{\mathbf{q},s}) = \int_{-\infty}^{\infty} dt \left[\cos(\nu_{\mathbf{q},s} t) - \alpha_{\mathbf{q},s} \cos(\nu_{\mathbf{q},s} |t| + \delta_{\mathbf{q},s}) \right] C(t) e^{-\Gamma_{\mathbf{q},s} |t|}. \quad (6)$$

Here $\tan(\delta_{\mathbf{q},s}) = 2\nu_{\mathbf{q},s}/\Gamma_{\mathbf{q},s}$ and $\alpha_{\mathbf{q},s} = (\Gamma_{\mathbf{q},s}/2)\Omega_{\mathbf{q},s}^{-1}$.

Even though Eq. (5-6) in principle provides a connection between the stochastic friction forces and the phonon lifetimes, we will here instead follow an alternative approach in order to extract the phonon lifetimes, which is more convenient when employed in the context of the SCAILD scheme.

The phonon frequencies obtained through the SCAILD scheme, Eq. (3), can be related to the homogeneous (transient) solutions to Eq. (4), i.e solutions achieved with $a(t) = 0$, through

$$\omega_{\mathbf{q},s}^2 = -\frac{1}{\mathcal{A}_{\mathbf{q},s}^\sigma} \frac{d^2 \mathcal{A}_{\mathbf{q},s}^\sigma}{dt^2} = \frac{\Gamma_{\mathbf{q},s}}{\mathcal{A}_{\mathbf{q},s}^\sigma} \frac{d\mathcal{A}_{\mathbf{q},s}^\sigma}{dt} + \Omega_{\mathbf{q},s}^2. \quad (7)$$

By assuming that the temperature is high enough for a classical description to be valid, we can use the transient solutions of Eq. (4) together with Eq. (7) to obtain the following relation

$$\mathcal{D}(\omega_{\mathbf{q},s}^2) \sim \left| \frac{d\omega_{\mathbf{q},s}^2}{dt} \right|^{-1} = \frac{\Gamma_{\mathbf{q},s}}{(\Gamma_{\mathbf{q},s} \omega_{\mathbf{q},s})^2 + (\omega_{\mathbf{q},s}^2 - \Omega_{\mathbf{q},s}^2)^2} \quad (8)$$

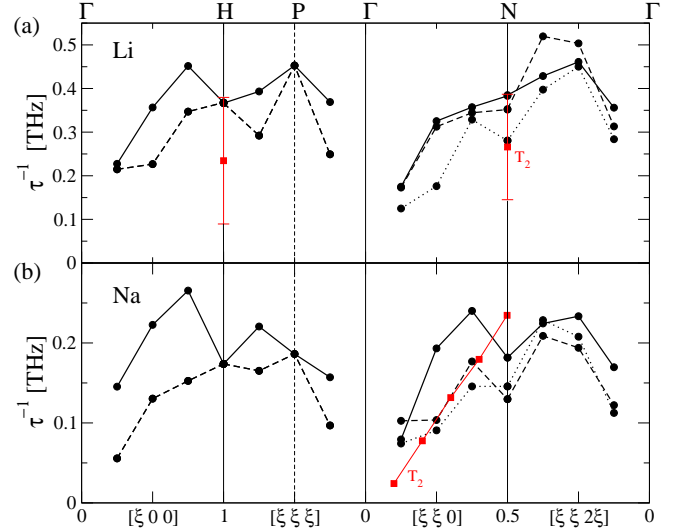


FIG. 1: (Color online) Calculated phonon lifetimes (full black circles) for (a) bcc-Li and (b) bcc-Na, displayed together with experimental data (red squares)[21–23]. The full lines connect lifetimes corresponding to longitudinal modes, the dashed lines connect lifetimes corresponding to the transverse T_1 modes and the dotted line connects lifetimes corresponding to the transverse T_2 modes. The calculations were performed at a temperature of 293 K, whereas the experimental data for bcc-Li and bcc-Na were obtained at 293 K and 296 K, respectively.

between the frequency distributions and the phonon lifetimes. Thus it becomes evident that the distribution (8) calculated within the SCAILD scheme corresponds, within a multiplicative constant, to the dynamical structure factor of a stochastically damped harmonic oscillator in the high temperature classical limit [18, 19].

Another important observation to make at this point, is that the frequency distributions can be calculated despite the absence of any explicit time dependence in the SCAILD scheme, by virtue of the stochastic damping and the ergodic principle.

Regarding the other computational details of the force calculation the VASP package [20] was used, within the generalized gradient approximation (GGA). The PAW potentials required energy cutoffs of 210 eV, 125 eV, 200 eV, 170 eV for Li, Na, Ti and Zr, respectively. The k-point mesh used was $6 \times 6 \times 6$ Monkhorst-Pack, together with a Methfessel Paxton smearing of 0.2 eV. The supercells used were obtained by increasing the bcc primitive cells 8 times along the primitive lattice vectors, resulting in 512 atom cells.

The phonon frequency distributions were obtained through 200 SCAILD iteration together with a gaussian smearing of 0.05 THz² applied to each of the sampled squared frequencies.

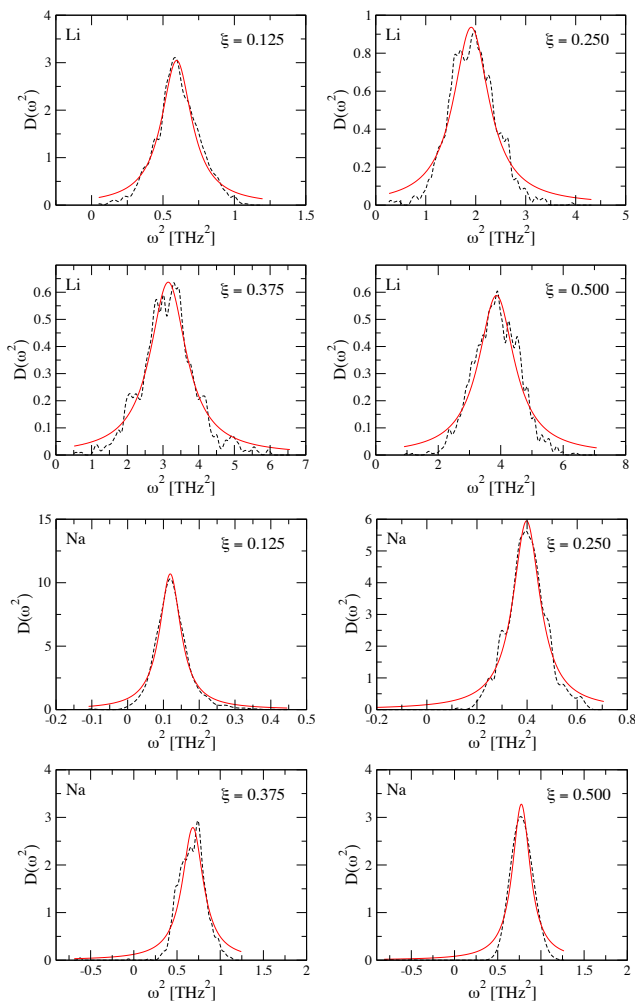


FIG. 2: (Color online) The calculated T_1 mode frequency distribution for bcc-Li and bcc-Zr along the $[\xi\xi 0]$ direction, for $\xi = 0.125, 0.250, 0.375, 0.500$ (dashed black lines). The full red curves were obtained through the fitting of the data with Eq. (8). The calculations were performed at the finite temperature of 293 K.

In Fig. 2 and Fig. 4 the calculated frequency distributions of bcc-Li and bcc-Ti are presented together with their respective fits to Eq. (8). Here the distributions obtained from the SCAILD iterations are found to be in excellent agreement with the fit to Eq. (8). Furthermore, in Fig. 1 and Fig. 3 the phonon lifetimes extracted from the fits to Eq. (8) are displayed together with experimental data. Here good agreement between theory and experiment can be found in the $[110]$ direction for bcc-Na, bcc-Ti and bcc-Zr, whereas a potentially quite huge discrepancy can be found for bcc-Zr in the $[112]$ direction at $\xi = 0.35$. This discrepancy is referred to as potential due to the fact that the experimental q-point corresponding to $\xi = 0.35$ does not belong to the q-point set used in the calculation, and because linear interpolation between

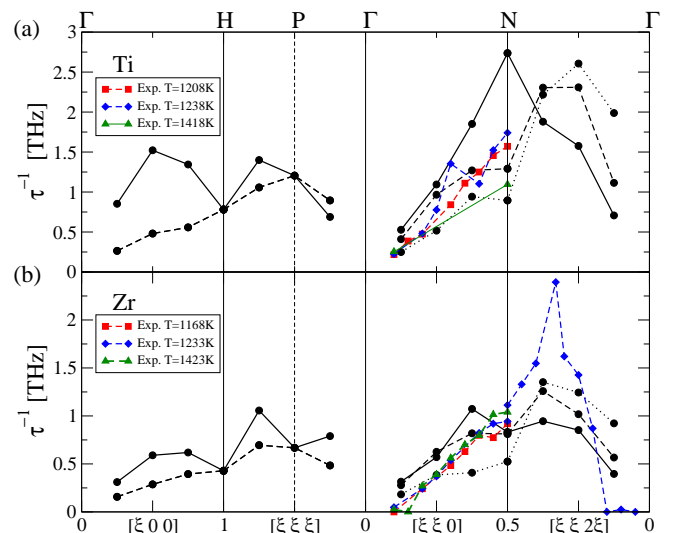


FIG. 3: (Color online) Calculated phonon lifetimes (full black circles) for (a) bcc-Ti and (b) bcc-Zr, displayed together with experimental data (red squares, blue diamonds and green triangles)[24, 25]. The full lines connect lifetimes corresponding to longitudinal modes, the dashed lines connect lifetimes corresponding to the transverse T_1 modes and the dotted line connects lifetimes corresponding to the transverse T_2 modes. The calculations were performed at a temperature of 1300 K, whereas the temperature for which the experimental data were obtained is given in the figure. All the experimental lifetimes correspond to transverse T_1 modes.

lifetimes corresponding to different q-points is not always a good approximation to employ. Finally, it can also be observed that the theoretical phonon lifetimes in the case of bcc-Li are well within the experimental error bars.

In summary, a novel, effective and simple method for calculating phonon lifetimes have been presented together with some test calculations on the bcc phase occurring at room temperature as well as for temperatures well above 1000 K, for Li, Na, Ti and Zr. The method has provided good estimates to most of the phonon lifetimes, and show promise as an effective tool in calculating phonon line-widths, especially for crystal structures that can only be stabilized at elevated temperatures. Thus opening the door to phonon lifetime calculations from first principles in cases when anharmonic interactions of order > 3 are important for achieving a correct description of the system under study.

I would like to thank the Swedish National Infrastructure for Computing (SNIC) for making this work possible through the allocation of computational time to account SNIC 006/10-3 at the PDC Lindgren cluster.

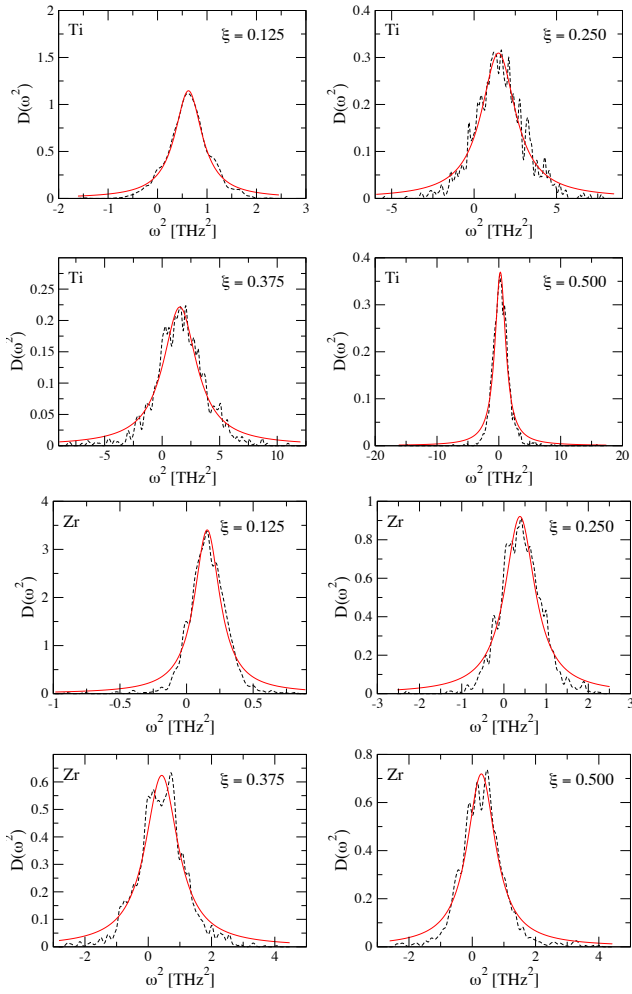


FIG. 4: (Color online) The calculated T_1 mode frequency distribution for bcc-Ti and bcc-Zr along the $[\xi\xi 0]$ direction, for $\xi = 0.125, 0.250, 0.375, 0.500$ (dashed black lines). The full red curves were obtained through the fitting of the data with Eq. (8). The calculations were performed at the finite temperature of 1300 K.

[1] C. Wan, Y. Wang, N. Wang, W. Norimatsu, M. Kusunoki and K. Koumoto, *Sci. Technol. Adv. Mater.* **11**, 044306

(2010)

[2] M. I. Katsnelson, A. V. Trefilov, N. Khlopkin and K. Yu. Khromov, *Phil. Mag. B*, **81**, 1893 (2001)

[3] A. Debernardi, S. Baroni, and E. Molinari, *Phys. Rev. Lett.* **75**, 1819 (1995).

[4] Nico de Koker, *Phys. Rev. Lett.* **103**, 125902 (2009).

[5] R. Car and M. Parrinello, *Phys. Rev. Lett.* **55**, 2471 (1985).

[6] S. Baroni, P. Giannozzi and A. Testa, *Phys. Rev. Lett.* **58**, 1861 (1987).

[7] X. Gonze, *Phys. Rev. A* **52**, 1086 (1995)

[8] X. Gonze, *Phys. Rev. A* **52**, 1096 (1995)

[9] P. Souvatzis, O. Eriksson, M. I. Katsnelson, and S. P. Rudin, *Phys. Rev. Lett.* **100**, 095901 (2008).

[10] P. Souvatzis, Dominik Legut, O. Eriksson and M. I. Katsnelson, *Phys. Rev. B*, **81**, 092201 (2010)

[11] E. S. Božin, C. D. Malliakas, P. Souvatzis, T. Proffen, N. A. Spaldin, M. G. Kanatzidis, and S. J. L. Billinge, *Science*, **330**, 1660-1663 (2010)

[12] B. N. Harmon, W. Weber, and D. R. Hamann, *Phys. Rev. B* **25**, 1109 (1982).

[13] P. Souvatzis, O. Eriksson, M. I. Katsnelson, and S. P. Rudin, *Comput. Matter. Sci.* **44**, 888-894 (2009).

[14] P. Souvatzis and S. P. Rudin, *Phys. Rev. B* **78**, 184304

[15] J. W. Negerle and H. Orland, *Quantum Many-Particle Systems*, (Addison Wesley, Reading MA, 1978)

[16] R. Kubo, *Reports on Progress in Physics*, **29**, 255 (1966)

[17] D. A. McQuarrie, *Statistical Mechanics*, University Science Books, Mill Valley, California (2000)

[18] S. W. Lovesey, *Theory of Neutron Scattering from Condensed Matter*, (Clarendon, Oxford, 1984), Vol. 1, p. 301.

[19] B. Dorner, *Coherent Inelastic Neutron Scattering in Lattice Dynamics*, Vol 93 of Springer Tracts in Modern Physics (Springer-Verlag, Berlin, 1982), p. 16

[20] G. Kresse & J. Furthmuller, *Phys. Rev. B* **54**, 11169 (1996)

[21] M. M. Beg and M. Nielsen, *Phys. Rev. B* **14**, 4266 (1976)

[22] A. D. N. Woods, B. N. Brockhouse, R. H. March and R. Bowers, *Bull. Am. Phys. Soc.* **6**, 261 (1961)

[23] H. R. Glyde and Roger Taylor, *Phys. Rev. B* **5**, 1206 (1972)

[24] W. Petry, A. Heiming, J. Trampenau, M. Alba, C. Herzig, H. R. Schober, and G. Vogl. *Phys. Rev. B* **43**, 10933 (1991).

[25] A. Heiming, W. Petry, J. Trampenau, M. Alba, C. Herzig, H. R. Schober, and G. Vogl. *Phys. Rev. B* **43**, 10948 (1991).