

Fixation, transient landscape and diffusion's dilemma in stochastic evolutionary game dynamics

Da Zhou^{1,2*}

¹*School of Mathematical Sciences, Peking University, Beijing 100871, China and*

²*MOE Key Laboratory of Bioinformatics and Bioinformatics Division,*

TNLIST/ Department of Automation,

Tsinghua University, Beijing 100864, China

Hong Qian^{3†}

³*Department of Applied Mathematics,*

University of Washington Seattle, WA 98195, USA

Abstract

Agent-based stochastic models for finite populations have recently received much attention in the game theory of evolutionary dynamics. Both the ultimate fixation and the pre-fixation transient behavior are important to a full understanding of the dynamics. In this paper, we study the transient dynamics of the well-mixed Moran process through constructing a *landscape* function. It is shown that the landscape playing a central theoretical “device” that integrates several lines of inquiries: the stable behavior of the replicator dynamics, the long-time fixation, and continuous diffusion approximation associated with asymptotically large population. Several issues relating to the transient dynamics are discussed: 1) Multiple time scales phenomenon associated with intra- and inter-attractor dynamics; 2) discontinuous transition in stochastically stationary process akin to Maxwell construction in equilibrium statistical physics; and 3) the dilemma diffusion approximation facing as a continuous approximation of the discrete evolutionary dynamics. It is found that *rare events* with exponentially small probabilities, corresponding to the uphill movements and barrier crossing in the landscape with multiple wells that are made possible by strong nonlinear dynamics, plays an important role in understanding the origin of the complexity in evolutionary, nonlinear biological systems.

*Electronic address: zhouda1112@math.pku.edu.cn

†Electronic address: hqian@u.washington.edu

I. INTRODUCTION

One of the salient features of the stochastic evolutionary game dynamics for finite populations is the *fixation* [1–3]. That is, no matter how the initial strategies are distributed in a population, the system will eventually be fixated to only one strategy. In general, this phenomenon can be theoretically explained in terms of a Markov process with absorbing state(s) [4, 5]: The limiting theory of Markov processes tells us that the finite-state Markov chains with absorbing states will eventually be trapped into one of the absorbing states as time passes. The well-known Wright-Fisher model [6, 7], Moran process [8, 9] and the pairwise comparison processes [10, 11] all belong to this class. A further classification of Darwinian selection scenarios based on the fixation descriptions has already been established in stochastic game dynamics [12–17]. Another important class consists of evolutionary dynamics with *mutations* where an ergodic mutation-selection equilibrium can be reached [18–20]. The latter is out of the scope of our study; However, the *landscape* introduced in the present work provides a unified perspective for both classes of processes.

In addition to the ultimate fixation, attention should also be paid to the time-dependent, pre-fixation transient behavior for several reasons [21–23]: On one hand, the process to fixation is intimately dependent upon both the transient movements before absorption and the one last step to fixation. That is, studying the transient dynamics provides important insights into the final fixation behavior. On the other hand, sometimes the time for a true fixation is too long to be observed [13] and the relevant time scale can be shorter [24–26]. In this case, the transient dynamics provides a more appropriate description. Furthermore, examinations of transients can yield a mechanistic understanding of the *persistence* and *coexistence* in complex biological dynamics, especially in ecosystems [27]. Indeed, it has been found that the pre-fixation transient dynamics could be an essential explanatory aspect of characterizing the stochastic fluctuations raised from finite populations [28–32].

The theory of quasi-stationarity is a widely applied, standard technique of studying the pre-fixation process [33]. It defines the subchain with the absorbing states removed. Based on this approach, we present an extended analysis for the transient dynamics of the well-mixed frequency-dependent Moran process. An ergodic *conditional* stationary distribution is used to characterize the pre-fixation process. As a result of the law of large numbers, this stationary distribution approaches to a singular distribution in the infinite population limit.

The corresponding large deviation rate function [34–36], which is population-size independent, is shown to be a landscape. This *transient landscape* has a Lyapunov property with respect to the corresponding deterministic replicator dynamics, providing a potential-like function for visualizing the transient stochastic dynamics. Ideas related to the transient landscape of Moran process have been discussed in the past: Claussen and Traulsen [29] studied non-Gaussian stochastic fluctuations based on the conditional stationary distribution. It is also a general feeling that one can use the negative logarithm of the stationary, or conditional stationary distribution as the potential in evolutionary dynamics, following an analogue to Boltzmann’s law in statistical mechanics. However, it is important to point out that a stationary distribution usually collapses to singular supports in the infinite population limit, while our large deviation rate function $\psi(x)$ is supported on the whole space and it is independent of system’s size. Therefore, in terms of the analogue to Boltzmann’s law, we are effectively identifying the system’s size as the inversed temperature which tends to infinity for a deterministic limit.

Even though our analysis is based on the one-dimensional Moran process, this idea is general. It can be applied to many other multi-dimensional evolutionary game dynamics with finite populations, with or without detailed balance [37]. For the latter case, the landscape itself is an *emergent property* of the dynamics. With respect to Moran process, [3, 13] also discovered the expression of $\psi(x)$ from a different origin, via their approximated calculation of fixation probability for large population size. We shall show that this connection is a nice mathematical property of the $\psi(x)$ function for the processes in one-dimensional case, but its generalization to multi-dimensional cases is not obvious. More specifically, for multi-dimensional systems with multiple alleles, the fixation probability does not naturally give a landscape. The large deviation rate function, however, can be generalized to multi-dimensional Markov processes, as indicated by the Freidlin-Wentzell theory [34]. The landscape we introduced is also consistent with the landscape theory for other population dynamics, e.g., chemical, that is ergodic without fixation [37, 38].

There are two fundamentally different types of movements in this landscape that require separated attention. (i) “Downhill movements” which have deterministic counterparts: The local minima (*transient attractors*) in this landscape correspond to the stable points in the replicator dynamics [39]. That is, these transient attractors are in direct agreement with the *evolutionarily stable strategies* (ESSs) [40, 41]. (ii) “Uphill movements” which are rare and

without a deterministic correspondence. In general, rare events take exponentially long time; one needs to take multiple time scales into consideration in understanding the appropriate fluctuation descriptions for the transient dynamics as well as eventual fixation. This is particularly relevant in the anti-coordination games.

Furthermore, the concept of *stochastic bistability* is studied in the coordination games. In this case, the downhill and uphill movements in the landscape dominate “intra-attractor” and “inter-attractor” dynamics respectively [37]. It is shown that a Maxwell-type construction from classic phase transition theory in statistical physics [42] is necessary as the population size tends to infinity, i.e., only one of attractors should be singled out in such a construction — It corresponds to the global minimum of the landscape. This is not present in the bistable deterministic dynamics; it raises the novel issue of *ultimate fixation*. It did not escape our notice that it is the *exponentially long-time search* that ultimately finds the global minimum in a “non-convex optimization” [43].

Another important issue directly relating to the transient dynamics is the diffusion approximation [44–46]. With the conventional truncation of Kramers-Moyal (KM) expansion, the discrete stochastic Moran process for large populations has been approximated by a stochastic differential equation [47, 48], with absorbing Dirichlet boundary conditions. If one replaces the absorbing boundary conditions with the reflecting ones, we can also derive an ergodic stationary distribution from the Fokker-Planck equation of this diffusion process. It will be shown that this stationary distribution is in fact the “conditional” stationary distribution for the process with absorbing boundary conditions. In a comparison of the transient dynamics between the original Moran process and its continuous counterpart, it is shown that even though the KM diffusion is valid in finite time as a local dynamical approximation, it could lead to incorrect approximation in global inter-attractor dynamics. In bistable game systems, particularly, the KM diffusion could single out a different stable point from that of the original process for large but finite populations. Moreover, enlightened by Hänggi et al.’s work [49], we also consider their diffusion approximation that provides the correct global dynamics. However, this diffusion process gives incorrect finite time stochastic dynamics.

Now we have a *diffusion’s dilemma*: The truncated KM diffusion gives the correct finite time stochastic dynamics as the original Moran process with large population size (this is guaranteed both by the so called van Kampen’s system size expansion [50] and Kurtz’s

theorem [51, 52]), but wrong stationary distribution. On the other hand, Hänggi et al.’s diffusion, which is unique in providing the correct stationary distribution as well as deterministic limit, is wrong for the finite time stochastic dynamics. To further illustrate this diffusion’s dilemma, a simple example is present. By investigating the first passage times, it is found that the failure of exponential approximation in the uphill movement could be the origin of the difficulties of diffusion approximation. In other words, diffusion approximation is a second-order polynomial expansion for the Kolmogorov forward equation of the original discrete process, which can give the correct Gaussian dynamics near the stable point; However, the inter-attractor global dynamics, determined by the barrier crossing events with exponential small probabilities, should be approximated in the level of exponential asymptotics.

This paper is organized as follows: In Sec. II, we introduce the frequency-dependent Moran process. Then we give the transient description of the Moran process in Sec. III, where the transient landscape $\psi(x)$ is constructed. It is shown that this landscape as a “glue” holds the deterministic replicator dynamics, the fixation and the problem of Maxwell-type construction together. Diffusion’s dilemma is discussed in Sec. IV. The discussions are included in the last section.

II. FREQUENCY-DEPENDENT MORAN PROCESS

To study evolutionary game theory in finite populations, Nowak et al. [9] generalized Moran’s classical population genetic model [8] by using frequency-dependent fitness. Consider a population of N individuals playing a symmetric 2×2 game with strategies A and B , the payoff matrix is

$$M = \begin{pmatrix} a & b \\ c & d \end{pmatrix}, \quad (1)$$

where all the entries in the matrix are assumed to be non-negative. If i players follow strategy A , and $N - i$ play B , the the average payoff of an individual of A is

$$F_A^i = \frac{a(i-1) + b(N-i)}{N-1}, \quad (2)$$

where self-interaction is excluded, and also for B is

$$F_B^i = \frac{ci + d(N-i-1)}{N-1}. \quad (3)$$

Fitness is assumed to be a linear combination of background fitness and the payoff as follows:

$$f_A^i = 1 - w + wF_A^i, \quad (4)$$

$$f_B^i = 1 - w + wF_B^i, \quad (5)$$

where $w \in [0, 1]$ denotes the intensity of selection.

At each time step, one individual is chosen to reproduce proportional to its fitness, then the offspring replaces a randomly chosen individual, so that the population size is constant. The evolutionary mechanism in this Moran process, thus, can be conveniently described as a Markov chain. If we denote X as the the number of individuals following strategy A , then X is actually a finite-state birth-death process with discrete-time steps, which can be expressed as follows:

$$0 \xleftarrow{T_1^-} 1 \xrightleftharpoons[T_2^-]{T_1^+} 2 \rightleftharpoons \dots \rightleftharpoons (N-2) \xrightleftharpoons[T_{N-1}^-]{T_{N-2}^+} (N-1) \xrightarrow{T_{N-1}^+} N,$$

where the birth and death probabilities conditional on the present state $X = i$ are

$$T_i^+ = P(i \rightarrow i+1) = \frac{if_A^i}{if_A^i + (N-i)f_B^i} \frac{N-i}{N}, \quad (6)$$

$$T_i^- = P(i \rightarrow i-1) = \frac{(N-i)f_B^i}{if_A^i + (N-i)f_B^i} \frac{i}{N}, \quad (7)$$

$$T_i^0 = P(i \rightarrow i) = 1 - T_i^+ - T_i^-. \quad (8)$$

So the Markov transition probability matrix of this process can be denoted as

$$Q = \begin{pmatrix} 1 & 0 & 0 & \dots & 0 \\ T_1^- & 1 - (T_1^+ + T_1^-) & T_1^+ & \dots & 0 \\ \vdots & \vdots & \vdots & \vdots & \vdots \\ 0 & \dots & T_{N-1}^- & 1 - (T_{N-1}^+ + T_{N-1}^-) & T_{N-1}^+ \\ 0 & \dots & 0 & 0 & 1 \end{pmatrix}. \quad (9)$$

It is easy to see that $X = 0$ and N are two absorbing boundaries for the system, so the limiting distribution of the Moran process can be denoted as

$$(1 - \rho_i)\delta_0 + \rho_i\delta_N, \quad (10)$$

where ρ_i is the fixation probability that i individuals of strategy A succeed in taking over the entire population, and δ_0 (or δ_N) is a Dirac mass at 0 (or N). In other words, except

for the two pure-strategic absorbing states, all the mixed states are transient. This process is different from an irreducible Markov chain whose ergodic behavior is supported on the whole state space. Thus in the Moran process, it is natural to investigate the conditions for selection to favor successful fixation by calculating the corresponding fixation probabilities [12].

III. TRANSIENT ANALYSIS

The fixation is intimately dependent upon the transient behavior before absorption. To show this, we shall divide the process to fixation into two parts: One is the irreducible transitions among the transient states before absorption, the other is the last step to fixation. This distinction has a very clear evolutionary meaning: the former is a consequence of “global dynamics” while the latter is a rather local event. It is also worth mentioning that these two scenarios correspond so-called “golf-course search” and “funnel perspective” in the field of protein folding [53]. By explicitly studying these two different problems, one is able to address the “dynamic nature of fixation”: Is the dynamics toward fixation inherent in the evolutionary dynamics? The investigation of the transients provides another perspective to understand the fixation. Further, in order to describe the inherent fluctuations arising from finite populations, the transient dynamics has been proved to be an essential explanatory aspect [29, 30].

A. Conditional stationary distribution and the transient landscape

A natural mathematical idea to describe the transient behavior is to concentrate on the distribution conditional on the subspace of the mix-strategic states [33]. We consider an auxiliary process $X^*(t)$ close to the original Moran process $X(t)$. $X^*(t)$ can be described as the original process with the absorbing states removed, while all other birth and death probabilities remain unchanged [33, 54]. So the process of $X^*(t)$ can be expressed as

$$1 \begin{array}{c} \xrightarrow{T_1^+} \\ \xleftarrow{T_2^-} \end{array} 2 \iff \dots \iff (N-2) \begin{array}{c} \xrightarrow{T_{N-2}^+} \\ \xleftarrow{T_{N-1}^-} \end{array} (N-1).$$

Note that $X^*(t)$ is an ergodic Markov chain with a unique stationary distribution $\{\eta_i\}$, yielding the following iterative relation

$$\eta_i = \eta_1 \prod_{k=2}^i \left(\frac{T_{k-1}^+}{T_k^-} \right), \quad i = 2, \dots, N-1. \quad (11)$$

The interpretation of η for the transient description of the original process $X(t)$ is from the theory of quasi-stationarity [26]. It is shown that η characterizes the occupation time distribution of the process before absorption, i.e. η_i is the average times of visiting to i divided by the mean absorbing time (see appendix A). So we call η the *conditional stationary distribution* of the original process.

We write η as $\eta^{(N)}$ for its dependence on the population size N ,

$$\eta_i^{(N)} = \eta_1^{(N)} \prod_{k=1}^i \left(\frac{T_{k-1}^+}{T_k^-} \right) = A \exp \left\{ \sum_{k=1}^i \ln \left(\frac{T_{k-1}^+}{T_k^-} \right) \right\}.$$

By expanding in the inverse of large population size N , $\eta^{(N)}$ can be expressed as

$$\eta^{(N)}(x) = A \exp \left[-N\psi(x) + \psi_1(x) + \frac{\psi_2(x)}{N} + \dots \right]. \quad x = \frac{i}{N}.$$

where the leading item $\psi(x)$ is the large deviation rate function of $\eta^{(N)}$ [35, 36, 55]. By the Euler-MacLaurin summation formula, we have

$$\psi(x) = - \int_0^x \ln \left[\frac{T^+(y)}{T^-(y)} \right] dy, \quad (12)$$

where

$$T^+(y) = \frac{x(1-x)(1-w+w(ax+b(1-x)))}{x(1-w+w(ax+b(1-x))) + (1-x)(1-w+w(cx+d(1-x)))}, \quad (13)$$

$$T^-(y) = \frac{x(1-x)(1-w+w(cx+d(1-x)))}{x(1-w+w(ax+b(1-x))) + (1-x)(1-w+w(cx+d(1-x)))}. \quad (14)$$

We term $\psi(x)$ as the *transient landscape*, which will be shown to be of great importance in characterizing both deterministic and stochastic dynamics. It should be mentioned that our definition of the transient landscape can be extended to more general dynamics with multiple populations (see appendix B). An relation between $\psi(x)$ and fixation probabilities in [3, 13] will be given in Eq. (16) (Also see appendix D).

For the replicator equation

$$\frac{dx(t)}{dt} = x(1-x)[((a-b)x+b) - ((c-d)x+d)],$$

It is easy to check that

$$\begin{aligned}\dot{\psi}(x(t)) &= \frac{d\psi(x)}{dx} \frac{dx}{dt} \\ &= -\ln \left[\frac{1-w+w((a-b)x+b)}{1-w+w((c-d)x+d)} \right] x(1-x)[((a-b)x+b) - ((c-d)x+d)] \\ &\leq 0.\end{aligned}$$

So $\psi(x)$ has the *Lyapunov property* [56, 57], i.e. the dynamical behavior of the replicator dynamics can be predicted by this transient landscape. Note that by our definition of $\psi(x)$, the Lyapunov property is nearly transparent, even for multi-dimensional systems (see appendix B).

We classify the transient landscape into three main generic cases (see Fig. 1):

1) *Uni-well*: $a < c$ and $b > d$. $\psi(x)$ decreases on $[0, x^*]$ and increases on $[x^*, 1]$. Here $x^* = (d-b)/(a-b-c+d)$ is the only minimal extreme point.

2) *Uni-barrier*: $a > c$ and $b < d$. $\psi(x)$ increases on $[0, x^*]$ and decreases on $[x^*, 1]$. In this case, the landscape has two local minimal points at both $x = 0$ and 1 , separated by the peak at x^* .

3) *Uphill/Downhill*: $a < c$ and $b < d$ (or $a > c$ and $b > d$). In this case, $\psi(x)$ increases (or decreases) on the whole interval $[0, 1]$. So $x = 1$ (or $x=0$) is the minimal point.

Another seemingly trivial case is when $a = c$ and $b = d$, which is of limited interest in the deterministic dynamics. However, this neutral case with *flat* landscape becomes important in the context of stochastic dynamics. An interesting result will be obtained for this case in connection to diffusion approximation (Sec. IV B).

Note that the rescaled conditional stationary distribution $\eta(x)$ can be expressed as

$$\eta(x) \propto \exp\{-N\psi(x)\},$$

the landscape $\psi(x)$ visualizes the transient dynamics: The transient system should spend a majority of time around local minimal point(s) in the landscape. So we term the minimal point(s) as the *transient attractor(s)*. In the literature of physics, the transient attractor(s) show the properties of *metastability* [58–60]. That is, although the “downhill movement” towards the local minimum in the landscape maintains the stability of the attractor, the “uphill movement” of crossing the barrier will drive the system to move from the local attractor to another on a larger time scale. With this observation, we will discuss the fixation from the viewpoint of the transient landscape.

B. The transient landscape and fixation

It is known that the process to fixation is intimately dependent upon both the transient movements before absorption and the one last step to fixation. Thus we have two cases: First, the fixation is an inherent result derived directly from the transient process. Second, the fixation shows distinctly different behavior from the transient process, i.e., the final fixation does not end up with attractive absorbing, but one last “unnatural” step to fixation.

Based on the different generic cases of the transient landscape, it is found that in the *uphill* or *downhill* case, one of the two absorbing states is located at the transient attractor, we term this kind of absorbing state as the *attractive absorbing state*; the other absorbing state is called as the *rare absorbing state*. This classification of the absorbing states is directly linked to the work by Antal et al. [13]. We now denote the probability of fixation at N , before reaching 0 and starting from the initial state i , by ρ_i . Similarly, fixation probability at 0 starting from i is denoted by γ_i . The explicit expression of ρ_i , for example, can be derived from the following difference equation [2]:

$$\rho_j = T_j^- \rho_{j-1} + (1 - T_j^- - T_j^+) \rho_j + T_j^+ \rho_{j+1}$$

with two boundary conditions

$$\rho_0 = 0, \quad \rho_N = 1.$$

Then we have

$$\rho_i = \frac{1 + \sum_{k=1}^{i-1} \prod_{j=1}^k \lambda_j}{1 + \sum_{k=1}^{N-1} \prod_{j=1}^k \lambda_j}, \quad (15)$$

where $\lambda_j = T_j^- / T_j^+$. When N is sufficiently large [3, 13],

$$\begin{aligned} \rho_i &= \frac{1 + \sum_{k=1}^{i-1} \prod_{j=1}^k T_j^- / T_j^+}{1 + \sum_{k=1}^{N-1} \prod_{j=1}^k T_j^- / T_j^+} \\ &\approx \frac{1 + \sum_{k=1}^{i-1} e^{N\psi(k/N)}}{1 + \sum_{k=1}^{N-1} e^{N\psi(k/N)}} \\ &\approx \frac{1 + N \int_0^x e^{N\psi(y)} dy}{1 + N \int_0^1 e^{N\psi(y)} dy} \\ &\approx \frac{\int_0^x e^{N\psi(y)} dy}{\int_0^1 e^{N\psi(y)} dy}. \end{aligned}$$

where $x = i/N$. Therefore,

$$\lim_{N \rightarrow \infty} \frac{1}{N} \ln \frac{d}{dx} \rho_{Nx} = \lim_{N \rightarrow \infty} \frac{1}{N} \ln \frac{d}{dx} \gamma_{N(1-x)} = \psi(x). \quad (16)$$

Eq. (16) establishes a connection between our the transient landscape with fixation probability. As pointed out by [13], in the *downhill* case that $a > c$ and $b > d$,

$$\rho_1 \approx 1 - \frac{d}{b},$$

$$\gamma_{N-1} \sim \lambda^N,$$

where

$$\lambda = \frac{d \left(\frac{c}{d}\right)^{(c/(c-d))}}{b \left(\frac{a}{b}\right)^{(a/(a-b))}} < 1.$$

This result shows that the uphill fixation from $N - 1$ to 0 is a rare event with exponentially small probability, while the downhill fixation from 0 to $N - 1$ is a rather easy trip. This corresponds to our “rare” or “attractive” definition of the absorbing states. Similarly, in the *uni-barrier* case, both $x = 0$ and 1 are the attractive absorbing states, whereas the barrier crossing probability from each side to another is exponentially small.

In the *uni-well* case, however, the only transient attractor is located at the mixed state x^* . In this case, the fixation is not an immediate result of the transient attraction. Antal et al. [13] shows that the fixation time in this case is exponentially large with population size N ; while in the other two cases the fixation times have the same approximated order $N \ln N$. This result is also completely in line with our classification of the fixation.

The mismatch between the mixed transient attractor and the final absorbing fixation leads to multiple time scales issue in the process of evolution. Comparative studies of the mean first passage time to the attractor x^* and the fixation time have been carried out in [32, 40], showing the separation of the transient attractive time scale and the fixation time scale.

Multiple time scales issue is of great importance in understanding evolutionary systems [27], especially in explaining the coexistence and extinction of species in ecological systems [24, 25]. It has been reported that the relevant time scale to explain the coexistence of species in plankton [24] is found in the short term (within a single season in their models). The time until species being extinct can be much longer than a single season. Accordingly, the coexistence can be explained here as a transient phenomenon. The mixed transient attractor, as the stable equilibrium in the transient dynamics, should be more relevant within a reasonable time scale. To realize the final fixation, the system has to escape from the attractor through going uphill on the landscape, collecting many unfavorable moves consecutively, for an extremely long time.

C. Stochastic bistability and Maxwell-type construction

Bistability (or multistability) is one of the most interesting phenomena in the nonlinear systems [45, 57, 61]. For example, consider the replicator dynamics

$$\frac{dx(t)}{dt} = x(1-x)[((a-b)x+b) - ((c-d)x+d)],$$

bistability arises when $a > c$ and $b < d$. In this case, $x = 0$ and 1 are both stable, separated by the unstable fixed point $x^* = (d-b)/(a-b-c+d)$. Therefore, the characterizations of the bistability in the deterministic nonlinear systems should contain two things: One is *where the attractors are*, the other is the *basins of attraction*.

One major problem in evolutionary game theory is the selection of multiple evolutionary stable strategies [21]. In the bistability case of the deterministic dynamics, the limiting behavior is determined by its initial state. That is, the measurement of the stability is closely dependent on the basins of attraction. The stable point with the larger basin of attraction can be seen as the *risk-dominant* strategy.

In the context of stochastic evolutionary game dynamics, we can also discuss the noise-induced bistable phenomenon [61, 62]. The bistability in the replicator dynamics corresponds to the *uni-barrier* case in the transient landscape, where both $x = 0$ and 1 are the local minimal points in this landscape, separated by the barrier x^* . We term this case with two transient attractors as the *stochastic bistability*. Furthermore, not only does the landscape cover the characterizations of the bistability in the replicator dynamics, but we can also give a straightforward comparison to these two stable states based on this landscape. From Eq. (12)

$$\psi(x) = - \int_0^x \ln \left[\frac{1-w+w((a-b)y+b)}{1-w+w((c-d)y+d)} \right] dy,$$

so

$$\psi(0) = 0,$$

and

$$\begin{aligned} \psi(1) &= - \int_0^1 \ln \left[\frac{1-w+w((a-b)y+b)}{1-w+w((c-d)y+d)} \right] dy \\ &= \int_0^1 \ln(1-w+w((c-d)y+d)) dy - \int_0^1 \ln(1-w+w((a-b)y+b)) dy. \end{aligned}$$

Without loss of generality, we set $w = 1$, then

$$\begin{aligned} \psi(1) = \psi(0) &\iff \int_0^1 \ln [ay + b(1 - y)] dy = \int_0^1 \ln [cy + d(1 - y)] dy \\ &\iff \frac{b \ln b - a \ln a}{b - a} = \frac{d \ln d - c \ln c}{d - c}. \end{aligned}$$

We term this condition as the *Maxwell-type construction* [42]. Note that

$$\eta(x) \propto \exp\{-N\psi(x)\},$$

so

$$\frac{\eta(0)}{\eta(1)} = \exp\{N(\psi(1) - \psi(0))\}.$$

When $\psi(0) > \psi(1)$,

$$\frac{\eta(0)}{\eta(1)} \rightarrow 0 \quad \text{as } N \rightarrow \infty.$$

when $\psi(0) < \psi(1)$,

$$\frac{\eta(0)}{\eta(1)} \rightarrow \infty \quad \text{as } N \rightarrow \infty.$$

Thereby, even a slight difference between $x = 0$ and 1 in the transient landscape can lead to an extreme disparity in the distribution (see Fig. 2). It is observed that except for the critical case, the system will select only one attractor, the global one, as the unique stable state with the increase of the population size N [18, 42]. In other words, the Maxwell-type construction always singles out the global minimum in the system, providing another useful criterion for the equilibrium selection.

IV. DIFFUSION'S DILEMMA OF MORAN PROCESS

Discrete Markov chain treatment of biological population systems is necessary for relatively small populations. For large populations it is convenient and desirable to apply a continuous approximation [63, 64]. Beyond the replicator deterministic dynamics as a continuous limit, a diffusion-type process has long been much sought after. However, an important problem arising is the relation between the original discrete Markov chain and its approximated representation in terms of a diffusion process [65]. The perspective of multiple time-scale dynamics in the previous section provides a better understanding of this important problem.

The insights we gained from the transient descriptions lead naturally to a comparative study of the original discrete-state Moran process and its continuous-path counterpart.

A. The Kramers-Moyal expansion and landscape via diffusion approximation

It is known from the Kramers-Moyal diffusion theory in physics [45] that the Moran process for large population size can be approximated by a stochastic differential equation. Moran process is a discrete-time, discrete-state Markov process; its Kolmogorov forward equation (sometimes called Master equation) has the form:

$$P_{t+1}(i) - P_t(i) = P_t(i-1)T_{i-1}^+ + P_t(i+1)T_{i+1}^- - P_t(i)T_i^- - P_t(i)T_i^+. \quad (17)$$

When N is large, we take the scalings $x = i/N$, $t' = t/N$, and the probability density is $f(x, t) = NP_t(i)$ (we still write t' as t). By performing the truncated Kramers-Moyal (KM) expansion of Eq. (17), we have the following approximated Fokker-Planck equation [47]:

$$\frac{\partial f(x, t)}{\partial t} = -\frac{\partial}{\partial x}((T^+(x) - T^-(x))f) + \frac{1}{N} \frac{\partial^2}{\partial x^2} \left(\frac{T^+(x) + T^-(x)}{2} f \right). \quad (18)$$

This corresponds to the stochastic differential equation

$$dx = (T^+(x) - T^-(x))dt + \sqrt{\frac{T^+(x) + T^-(x)}{N}} dB_t. \quad (19)$$

where B_t is a Brownian Motion. In the limit of infinite population size, it is easy to see that Eq. (19) becomes the deterministic replicator dynamics

$$\dot{x} = T^+(x) - T^-(x). \quad (20)$$

In this way, this diffusion approximation links the stochastic Moran process and the macroscopic nonlinear equation.

We should note that the above truncated KM expansion is performed by taking the same scaling step of time and space with $1/N$. However, when $a = c$ and $b = d$, i.e. the *neutrality* case, the transient landscape is flat with

$$T^+(x) = T^-(x)$$

for any $x \in (0, 1)$. In this case, the above scaling step is not valid any more. As a modification, we take $x = i/\sqrt{N}$, then by performing the truncated KM expansion, we will have

$$\frac{\partial f(x, t)}{\partial t} = \frac{\partial^2}{\partial x^2} \left(\frac{T^+(x) + T^-(x)}{2} f \right). \quad (21)$$

This can be well explained by van Kampen's size expansion (see the Appendix C), which indicates that the scaling of the deterministic drift part should be different from that of the

fluctuated diffusion part — a well-known fact for the Law of Large Numbers and the Central Limit Theorem.

We now consider the stationary distribution of the diffusion process in Eq. (18). The equation satisfied by the stationary distribution should be

$$\frac{\partial}{\partial x}((T^+(x) - T^-(x))\pi(x)) = \frac{1}{N} \frac{\partial^2}{\partial x^2} \left(\frac{T^+(x) + T^-(x)}{2} \pi(x) \right). \quad (22)$$

If the boundary conditions are reflecting, the stationary distribution can be given by

$$\pi(x) \propto \exp(-N\phi(x)), \quad (23)$$

where

$$\phi(x) = - \int_0^x 2 \left[\frac{T^+(y) - T^-(y)}{T^+(y) + T^-(y)} \right] dy. \quad (24)$$

However, for the Moran process with absorbing boundaries $T_0^+ = 0$ and $T_N^- = 0$, the diffusion approximation should have corresponding absorbing boundaries [45, 64]:

$$f(0, t) = 0, \quad f(1, t) = 0.$$

In this way, the stationary distribution in Eq. (23) is not a real final limiting, but a transient description of the diffusion process. We term (24) as *diffusive landscape*.

B. The validation of KM diffusion approximation in local dynamics

We now discuss the validation of KM diffusion by comparing the transient landscape $\psi(x)$ and the diffusive landscape $\phi(x)$.

Consider the derivation of $\psi(x)$, without loss of generality we set $w = 1$, then

$$\frac{d\psi(x)}{dx} = - \ln \left[\frac{T^+(x)}{T^-(x)} \right] = - \ln \left[\frac{(a-b)x + b}{(c-d)x + d} \right] = 0,$$

where $x^* = (d-b)/(a-b-c+d)$ is the only solution, and

$$\psi''(x^*) = \frac{(a-b-c+d)^2}{bc-ad}.$$

x^* is stable when $\psi''(x^*) > 0$, then near x^* we have

$$\psi(x) \approx \psi(x^*) + \psi''(x^*) \frac{(x-x^*)^2}{2}.$$

Meanwhile,

$$\frac{1}{2} \frac{d\phi(x)}{dx} = -\frac{T^+(x) - T^-(x)}{T^+(x) + T^-(x)} = -\frac{((a-b-c+d)x + (b-d))}{(a-b+c-d)x + (b+d)} = 0,$$

its only solution is also $x^* = (d-b)/(a-b-c+d)$, and interestingly

$$\phi''(x^*) = \frac{(a-b-c+d)^2}{bc-ad} = \psi''(x^*).$$

From the above comparison, we find that $\psi(x)$ and $\phi(x)$ share the same extremal point and the curvature near x^* . That is, the Gaussian variance of $\psi(x)$ is equal to that of $\phi(x)$, implying that the local movements near the extremal point in the diffusion process are in agreement with that in the original Moran process for large populations.

van Kampen's expansion gives a formal argument to the local validation of diffusion approximation. Consider the VK diffusion (40) near x^* , then Eq. (40) reduces to a time-homogeneous Fokker-Planck equation

$$\frac{\partial \Pi}{\partial t} = -\left(\frac{d}{dx}(T^+(x) - T^-(x))\right)_{x=x^*} \frac{\partial}{\partial \xi}(\xi \Pi) + \left(\frac{T^+(x^*) + T^-(x^*)}{2}\right) \frac{\partial^2 \Pi}{\partial \xi^2}. \quad (25)$$

The Gaussian process defined by (25) yields to the following linear stochastic differential equation

$$d\xi(t) = -A\xi(t)dt + DdB_t,$$

where both $A = -\frac{d}{dx}(T^+(x) - T^-(x))_{x=x^*}$ and $D = \sqrt{T^+(x^*) + T^-(x^*)}$ are constant. This process $\xi(t)$ is called Ornstein-Uhlenbeck (OU) process [4], whose stationary variance is given by

$$\text{Var}(\xi(t)) = \frac{D^2}{2A} = \frac{bc-ad}{(a-b-c+d)^2} = \frac{1}{\psi''(x^*)}.$$

This is accordance with our result that diffusion approximation gives the same local dynamics as the original Moran process for large populations.

We now realize that not only does KM diffusion theory give the deterministic nonlinear dynamical approximation to the Moran process, but it also gives a good approximation to the intra-attractor stochastic dynamics.

C. The invalidation of KM diffusion approximation in global dynamics

Until now, it has been shown that the KM diffusion approximation correctly describe two kinds of dynamics: 1) Deterministic nonlinear dynamics; 2) local stochastic dynamics. In this section, we will further investigate the diffusion approximation for global dynamics.

Consider the *uni-barrier* case when $a > c$ and $b < d$. In this bistable game system, the comparison of different stable strategies is intimately related to the Maxwell-type construction, which is dependent on the global inter-attractor dynamics. The Maxwell-type construction indicates that except for the critical case, only one strategy should be selected as the unique stable one. Therefore, different constructions could lead to different global dynamical behavior.

For $\psi(x)$, it has been shown that

$$\psi(1) = \psi(0) \Leftrightarrow \frac{b \ln b - a \ln a}{b - a} = \frac{d \ln d - c \ln c}{d - c}.$$

For the diffusive landscape $\phi(x)$, however,

$$\begin{aligned} \phi(1) = \phi(0) &\Leftrightarrow \int_0^1 2 \left[\frac{(a - b - c + d)y + b - d}{(a - b + c - d)y + b + d} \right] dy = 0 \\ &\Leftrightarrow 2 \ln \left[\frac{a + c}{b + d} \right] = \frac{(a - b - c + d)(a - b + c - d)}{(a - b)d - (c - d)b}. \end{aligned}$$

Fig. 3 shows a simple example: with the payoff parameters that make $\psi(1) = \psi(0)$, $\phi(1) > \phi(0)$. In this case, the original Moran process and its diffusion approximated process will select different transient attractors in large population size. Different global minimum searches lead to different strategy selections. Therefore, for the evolutionary game systems with multiple stable equilibria, the validity of this diffusion approximation becomes questionable in global dynamics.

In fact, it is not very surprised to see the global dynamical inconsistency between the Moran process for large populations and KM diffusion, since their different large deviation functions result in different exponential tails of their stationary distributions, which is intimately related to the inter-attractor dynamics consisting of barrier crossing movements from one attractor to another.

To illustrate this problem, we consider a simple birth-death process $Y(t)$ with birth rate $\mu_i = \mu$ and death rate $\lambda_i = \lambda$, i.e. the transition rates are independent of the states [37]. $Y(t)$ has a reflecting boundary at M and an absorbing boundary at 0. We are interested in τ_n the first passage time from n to 0 [45]. In this simple model, there are three kinds of movements from n to 0 (let $\theta = \lambda/\mu$): downhill ($\theta > 1$), uphill ($\theta < 1$) and flat ($\theta = 1$).

It is not difficult to have that

$$\tau_n = \frac{1}{\mu - \lambda} \left(\frac{1 - \theta^n}{\theta^n - \theta^{n+1}} \right) + \frac{n}{\lambda - \mu}. \quad (26)$$

Let the space step between i to $i + 1$ be δ , and let $\delta \rightarrow 0$ and $n \rightarrow \infty$, but $n\delta \rightarrow x$, then we have a Fokker-Planck equation

$$\frac{\partial f(x, t)}{\partial t} = D \frac{\partial^2 f}{\partial x^2} - V \frac{\partial f}{\partial x}, \quad (27)$$

where $D = (\mu + \lambda)\delta^2/2$ and $V = (\mu - \lambda)\delta$. The corresponding first passage time for (27) is

$$\tilde{\tau}_x = \frac{1}{V} \left[\frac{D}{V} \left(e^{\frac{V}{D}x} - 1 \right) - x \right]. \quad (28)$$

Now discretizing x as $n\delta$, we have

$$\tilde{\tau}_n = \frac{1}{(\mu - \lambda)} \frac{1 + \theta}{2(1 - \theta)} \left(e^{\frac{2(1-\theta)n}{(1+\theta)}} - 1 \right) + \frac{n}{\lambda - \mu}. \quad (29)$$

Comparing τ_n and $\tilde{\tau}_n$

$$\lim_{n \rightarrow \infty} \frac{\tau_n}{\tilde{\tau}_n} = \lim_{n \rightarrow \infty} \frac{\left(\frac{1-\theta^n}{\theta^n - \theta^{n+1}} \right) - n}{\frac{(1+\theta)}{2(1-\theta)} \left(e^{\frac{2(1-\theta)n}{(1+\theta)}} - 1 \right) - n} = \begin{cases} \infty & \text{if } \theta < 1 \\ 1 & \text{if } \theta \geq 1 \end{cases} \quad (30)$$

More specifically, we have

$$\lim_{n \rightarrow \infty} -\frac{1}{n} \ln \frac{\tau_n}{\tilde{\tau}_n} = \frac{2(1-\theta)}{1+\theta} + \ln \theta, \quad (\theta < 1) \quad (31)$$

and

$$\lim_{n \rightarrow \infty} n \ln \frac{\tau_n}{\tilde{\tau}_n} = \begin{cases} 1 & \text{if } \theta = 1 \\ \frac{1}{2} & \text{if } \theta > 1 \end{cases} \quad (32)$$

From the above comparison of τ_n and $\tilde{\tau}_n$, we find that they both approach to $n/(\lambda - \mu)$ in the downhill dynamics; while in the uphill dynamics, both τ_n and $\tilde{\tau}_n$ share the exponential form of $\sim e^{\alpha n}$, but different exponential parameters. This is the heart of our example. We should note that, for the bistable systems, the Maxwell-type constructions are determined by the jump processes between these two attractors (back and forth), which are both rare events with exponentially long time to happen. According to the above disparity between τ_n and $\tilde{\tau}_n$ in the uphill dynamics, KM diffusion approximation can not give the exponent correctly, and then results in representing the inter-attractor dynamical inaccurately. We suggest this as the reason for the invalidity of the diffusion approximation for the global dynamics and landscape.

D. Diffusion's dilemma

According to Kurtz's theorem [51, 52], KM's diffusion theory can be mathematically justified only for any finite time t . In other words, Eq. (18) correctly approximates the finite-time Moran process for large but finite populations, whereas it is not guaranteed that they share the same long-term stationary behavior. Therefore, the difficulty encountered by KM's diffusion in bistable game systems stems from the fact that exchanging the limits of population size and time is problematic. It concerns with non-uniform convergence of Kurtz's result.

A natural question is whether one can find a diffusion process that gives both satisfactory finite-time and stationary dynamical approximation. Hänggi et al. [49] proposed a very different diffusion process in the context of Chemical Master Equation:

$$\frac{\partial f(x, t)}{\partial t} = -\frac{\partial}{\partial x}((T^+(x) - T^-(x))f) + \frac{1}{N} \frac{\partial^2}{\partial x^2} \left(\frac{T^+(x) - T^-(x)}{\ln T^+(x) - \ln T^-(x)} f \right). \quad (33)$$

The heuristic derivation of Eq. (33) is based on Onsager's theory. Then the stochastic potential for the system should be the transient landscape $\psi(x)$, and the *thermodynamic force* is

$$F(x) = -\frac{d\psi(x)}{dx} = \ln T^+(x) - \ln T^-(x).$$

Therefore, the macroscopic ordinary differential equation should be

$$\frac{dx}{dt} = T^+(x) - T^-(x) = \eta^{-1}(x)F(x). \quad (34)$$

So

$$\eta^{-1}(x) = \frac{T^+(x) - T^-(x)}{\ln T^+(x) - \ln T^-(x)}, \quad (35)$$

and the diffusion coefficient proportional to $\eta^{-1}(x)$. In order to distinguish Hänggi et al.'s from KM's, we term Eq. (33) as HGTT's diffusion.

It is easy to show that Eq. (33) gives the same large deviation function as the original Moran process. Moreover, by comparing the drift coefficients of (18) and (33),

$$a_{KM}(x) = a_{HGTT}(x) = T^+(x) - T^-(x),$$

HGTT's and KM's describe the same ODE when N tends to infinity. For the diffusion coefficients:

$$b_{KM}(x) = \frac{T^+(x) + T^-(x)}{2},$$

$$b_{HGTT}(x) = \frac{T^+(x) - T^-(x)}{\ln T^+(x) - \ln T^-(x)}.$$

It is easy to find that HGTT's diffusion coefficient is always smaller than that of KM's (see Fig. 4), except $b_{KM}(x) \approx b_{HGTT}(x)$ when x near x^* . So away from the extremal point, HGTT's diffusion shows different finite-time stochastic dynamics from KM's. Note that KM's diffusion gives the correct finite-time dynamical approximation of the original Moran process, HGTT's could then show a wrong short-term dynamics for most of the initial states.

Therefore, our diffusion dilemma can be stated as follows: Can we find an approximated diffusion process correctly describe the whole three dynamical regimes: (a) The deterministic limit; (b) the short time stochastic dynamics; (c) long time global dynamics? For truncated KM approximation (and van Kampen's expansion), the (a) and (b) are correct for each and very attractor, but (c) is wrong. For HGTT's diffusion, (a) and (c) are correct, but (b) is wrong. So we can not find a diffusion process that provides all the three correctly.

V. DISCUSSIONS

Stochastic dynamics have become a fundamental theory in understanding Darwinian evolutionary theory [1, 2, 66–68]. Besides *nonlinearity*, *stochasticity* has been shown as another basic feature of complexity in biological world [69], especially within the scale of cellular dynamics [70–72]. Stochastic evolutionary game dynamics, as *agent-based* models to describe the kinetics in polymorphic population systems, offer a framework to study the *frequency-dependent selection* in evolution.

The present paper discuss the well-mixed stochastic evolutionary game dynamics from the viewpoint of the *transients*. The transient landscape, as a potential-like representation of the pre-fixation dynamics, has been constructed via the conditional stationary distribution in the theory of quasi-stationarity in terms of the large deviation rate function. The involvement of large deviation theory from probability is essential here, for without it, the landscape would be system's size dependent. It has been shown that this transient landscape can play a central role in connecting the deterministic replicator dynamics, the final fixation behavior and diffusion approximation. As a Lyapunov function of the replicator dynamics, the transient landscape visually captures the infinite-population nonlinear behavior. The downhill movements in this landscape corresponds to the dynamics of its deterministic

counterpart, whereas the rare uphill movements arising from the random fluctuations are of more interest in stochastic evolutionary systems. To capture the eventual fixation behavior from the transient perspective, we have classified the absorbing states into two cases: The attractive absorbing state which is located at the transient attractor; the other rare absorbing state which is located at the top of the landscape. The former is an inherent result of the transient downhill dynamics, while the latter is related to the multiple time scale issue, that is, the final fixation time scale is separated from the transient coexistence quasi-stationarity.

Furthermore, the Maxwell-type construction and diffusion approximation are both important problems linking to the transient dynamics. The Maxwell-type construction is a global description of nonlinear bistable stochastic dynamics, which is not present in deterministic dynamics. This construction always searches the global minimum in the landscape, so it is a direct result of inter-attractor dynamics. The comparison of the Maxwell-type constructions between the original transient landscape and its diffusion counterpart indicates that the truncated KM diffusion approximation could result in different global dynamics, that is, the original Moran process for large populations and its diffusion counterpart could select different global stable points. In order to solve this problem, another HGTT's diffusion has been constructed for giving the correct long-term asymptotic dynamics. However, this diffusion gives the wrong finite time stochastic dynamics.

By investigating the first passage times in the simple birth-death process, it has been found that the failure of exponential approximation in the uphill movement could be a reason for our diffusion's problem. Mathematically, the diffusion approximation is just a second-order polynomial expansion of the Master equation, which only offers the second-order precision for the original process. Accordingly, this approach can give the correct deterministic dynamics (first order) and Gaussian dynamics near the stable point (second-order). However, the inter-attractor dynamics is determined by the rare barrier crossing movements with exponentially small probabilities, so the Maxwell-type construction should be approximated in the level of exponential asymptotics, which could be out of any finite order expansions' league. In the theory of probability, this is the domain of the Large Deviation Theory [35].

It is believed that discrete stochastic dynamics offers a new perspective on biological dynamics. Besides the conventional concentrations on maximum-likelihood events, more attention should be paid to *rare events*. Evolution itself is a process with the accumulations

of various rare events, such as genetic or epigenetic mutations and ecological catastrophes. So the stochasticity is not just fluctuations near the most probable macroscopic states, but an important source of complexity, i.e., “innovation”, especially on an evolutionary time scale.

VI. ACKNOWLEDGEMENTS

We thank Tibor Antal, Ping Ao and Hao Ge for reading the manuscript and helpful comments. Discussions with Jiazeng Wang, Bin Wu and Michael Q. Zhang are gratefully acknowledged. DZ also wish to acknowledge support by the National Natural Science Foundation of China (10625101), and the 973 Fund (2006CB805900).

VII. APPENDIX

A. Conditional stationary distribution in the theory of quasi-stationarity

Quasi-stationarity is a series of stochastic mathematical techniques for analyzing the Markov processes with absorbing states. The basic idea of the quasi-stationarity is to find some *effective* distributions for characterizing the transient behavior of the process. There are basically two kinds of quasi-stationarities: conditional stationary distribution and stationary conditional one. Here we only consider the former, see [26] for more details.

In order to introduce the conditional stationary distribution, we now add small mutations to the original Moran process as follows:

$$T_0^+ = P(0 \rightarrow 1) = \varepsilon. \quad (36)$$

$$T_N^- = P(N \rightarrow N - 1) = \varepsilon. \quad (37)$$

In this case, the process has become irreducible. Further, the stationary distribution of the new chain reads:

$$\mu_i(\varepsilon) = C \prod_{k=1}^i T_{k-1}^+ / T_k^-. \quad (38)$$

where C is the normalized constant. Consider

$$\eta_i(\varepsilon) = \frac{\mu_i(\varepsilon)}{1 - \mu_0(\varepsilon) - \mu_N(\varepsilon)} \quad i = 1, 2, \dots, N - 1, \quad (39)$$

it is not difficult to have that $\eta(\varepsilon)$ is independent of ε , and $\eta(\varepsilon)$ is just the same as η in Eq. (11). It has been shown in [26] that η_j is proportional to the expected time of visits to state j before absorption when started in the revival distribution. That is, η characterizes the occupation time distribution of the transient dynamics. The larger η_j , the longer the process stays at state j before absorption.

Here we should emphasize that, given a Markov chain with absorbing states, the fixation occupation time distribution depends on the distribution of the states in which the chain is revived. For the birth-death process here, it is natural to choose the reviving states as neighboring the absorbing states.

B. Generalized transient landscape for multi-dimensional cases

In this section we will show that the definition of the *transient landscape* in Eq. (12) can be extended to more general cases.

Consider a multi-dimensional birth-death process with absorbing states, i.e. $X_t = (X_1(t), X_2(t), \dots, X_d(t))$. The state space of this process is a d -dimensional vector space, denoted as \mathbf{N}^d . In the generalized Moran process [73], for instance, d is the number of strategies, and $X_i(t)$ is the number of individuals with strategy i at time t .

Suppose X_t has a unique conditional stationary distribution $P_{ss}^N(\vec{n})$, where N is the population size, $\vec{n} \in \mathbf{N}^d$. As a function of N , $P_{ss}^N(\vec{n})$ usually has the so called WKB expansion [37] for large population size:

$$P_{ss}^N(\vec{n}) \propto \exp \left[-N\varphi(\vec{x}) + \varphi_1(\vec{x}) + \frac{\varphi_2(\vec{x})}{N} + \dots \right]. \quad \vec{x} = \frac{\vec{n}}{N}.$$

That is, $\varphi(\vec{x})$ can be obtained from

$$\varphi(\vec{x}) = \lim_{N \rightarrow \infty} -\frac{1}{N} \ln P_{ss}^N(N\vec{x}),$$

if the above limit exists. We define $\varphi(\vec{x})$ as the generalized transient landscape.

It has been shown that $\varphi(\vec{x})$ still has the Lyapunov property with respect to its thermodynamic limit [74]. Suppose the thermodynamic limit of X_t can be described as the following deterministic differential equations

$$\frac{d\vec{x}_t}{dt} = \vec{a}(\vec{x}_t), \quad \vec{x}_t = X_t/N.$$

In particular, for the generalized Moran process [73],

$$\vec{a}(\vec{x}) = (\dots, a_i(\vec{x}), \dots)^T = (\dots, \sum_{j=1}^d (T_{ji}(\vec{x}) - T_{ij}(\vec{x})), \dots)^T,$$

where $T_{ij}(x)$ is the frequency-dependent probability that an i strategist is replaced by a j strategist. From [37, 74], we have

$$\begin{aligned} \dot{\varphi}(\vec{x}_t) &= \nabla \varphi(\vec{x}) \cdot \frac{d\vec{x}}{dt} \\ &= \nabla \varphi(\vec{x}) \cdot \vec{a}(\vec{x}) \\ &= -(\nabla \varphi(\vec{x}))^2 \\ &\leq 0. \end{aligned}$$

C. van Kampen's expansion

van Kampen's expansion provides another systematic method of diffusion approximation [50]. The idea of VK expansion is that, in large population size N , the number we are interested in (e.g. the number of strategy A) is expected to consist of two parts: deterministic and fluctuations parts. Consider the continuous time birth-death process here (the discrete time case is similar), for any state i , we have

$$i = Nx(t) + N^{1/2}\xi(t),$$

where $x(t)$ is of order N^{-1} , $\xi(t)$ is of $N^{-1/2}$. Define the shift operators as $\omega(T_i) = T_{i+1}$ and $\omega^{-1}(T_i) = T_{i-1}$, so the Master equation can be written as

$$\frac{dP_t(i)}{dt} = (\omega^{-1} - 1)(T_i^+ P_t(i)) + (\omega - 1)(T_i^- P_t(i)),$$

where T_i^+ is the birth rate, and T_i^- is the death rate. Now we denote the distribution of $\xi(t)$ as $\Pi(\xi, t)$. In fact,

$$\Pi(\xi, t) = P_t(Nx(t) + N^{1/2}\xi(t)),$$

and we have

$$\frac{dP_t(i)}{dt} = \frac{\partial \Pi(\xi, t)}{\partial t} + \frac{\partial \Pi(\xi, t)}{\partial \xi} \frac{d\xi}{dt} = \frac{\partial \Pi(\xi, t)}{\partial t} - N^{1/2} \frac{\partial \Pi(\xi, t)}{\partial \xi} \frac{dx(t)}{dt}.$$

We take the Taylor expansions:

$$\omega - 1 \approx N^{-1/2} \frac{\partial}{\partial \xi} + \frac{1}{2} N^{-1} \frac{\partial^2}{\partial \xi^2},$$

$$\begin{aligned}\omega^{-1} - 1 &\approx -N^{-1/2} \frac{\partial}{\partial \xi} + \frac{1}{2} N^{-1} \frac{\partial^2}{\partial \xi^2}, \\ T_i^+ &\approx NT^+(x) + N^{1/2} \xi \left(\frac{dT^+(x)}{dx} \right), \\ T_i^- &\approx NT^-(x) + N^{1/2} \xi \left(\frac{dT^-(x)}{dx} \right),\end{aligned}$$

where

$$T^+(x) = \lim_{N \rightarrow \infty} \frac{T_{Nx}^+}{N}, T^-(x) = \lim_{N \rightarrow \infty} \frac{T_{Nx}^-}{N}.$$

So

$$\begin{aligned}\frac{\partial \Pi(\xi, t)}{\partial t} - N^{1/2} \frac{\partial \Pi(\xi, t)}{\partial \xi} \frac{dx}{dt} &= \left(-N^{-1/2} \frac{\partial}{\partial \xi} + \frac{1}{2} N^{-1} \frac{\partial^2}{\partial \xi^2} \right) \left((NT^+(x) + N^{1/2} \xi \left(\frac{dT^+(x)}{dx} \right)) \Pi \right) \\ &\quad + \left(N^{-1/2} \frac{\partial}{\partial \xi} + \frac{1}{2} N^{-1} \frac{\partial^2}{\partial \xi^2} \right) \left((NT^-(x) + N^{1/2} \xi \left(\frac{dT^-(x)}{dx} \right)) \Pi \right).\end{aligned}$$

The terms of order $N^{1/2}$ on either side will vanish if $x(t)$ satisfies the equation

$$\frac{dx}{dt} = T^+(x) - T^-(x),$$

which is just the deterministic replicator dynamics. If consider the terms of order N^0 , $\xi(t)$ should obeys

$$\frac{\partial \Pi}{\partial t} = - \left(\frac{d}{dx} (T^+(x) - T^-(x)) \right) \frac{\partial}{\partial \xi} (\xi \Pi) + \left(\frac{T^+(x) + T^-(x)}{2} \right) \frac{\partial^2 \Pi}{\partial \xi^2}. \quad (40)$$

This is a linear Fokker-Planck equation whose coefficients only depend on $x(t)$. So van Kampen's approach gives the correct dynamics conditioned on the deterministic solution. If we substitute $z = N^{-1/2} \xi + x(t)$, we can find that Eq. (40) is exactly the same as Eq. (18).

D. The relations between transient landscape and fixation probability

Eq. (16) shows that the fixation probabilities, $\rho_j = 1 - \gamma_j$ and our transient landscape $\psi(x)$ have the following relation:

$$\lim_{N \rightarrow \infty} \frac{1}{N} \ln \frac{d}{dx} \rho_{Nx} = \lim_{N \rightarrow \infty} \frac{1}{N} \ln \frac{d}{dx} \gamma_{N(1-x)} = \psi(x). \quad (41)$$

To further illustrate this, let us consider a similar relation in a diffusion process with the following stochastic differential equation

$$dx = a(x)dt + \frac{1}{\sqrt{N}} b(x)dB_t \quad (42)$$

with absorbing boundary conditions. As shown in Sec. IV, the conditional stationary distribution can be obtained by solving the Kolmogorov forward equation

$$-\frac{\partial}{\partial x}(a(x)\pi(x)) + \frac{1}{2N}\frac{\partial^2}{\partial x^2}(b^2(x)\pi(x)) = 0, \quad (43)$$

where the stationary distribution is

$$\pi(x) \propto \exp(-N\phi(x)), \quad (44)$$

and the transient landscape is

$$\phi(x) = -\int_0^x 2 \left[\frac{a(y)}{b^2(y)} \right] dy. \quad (45)$$

On the other hand, the fixation probability from x to 1 is the solution of the backward equation [45]

$$a(x)\frac{\partial}{\partial x}\rho(x) + \frac{1}{2N}b^2(x)\frac{\partial^2}{\partial x^2}\rho(x) = 0, \quad (46)$$

with boundary conditions

$$\rho(0) = 0, \quad \rho(1) = 1.$$

It is not difficult to show that

$$\rho(x) = \frac{\int_0^x e^{N\phi(y)} dy}{\int_0^1 e^{N\phi(y)} dy},$$

so we also have

$$\lim_{N \rightarrow \infty} \frac{1}{N} \ln \frac{d}{dx} \rho(x) = \phi(x). \quad (47)$$

We now attempt to generalize the above relation in Eq. (47) to the more general multi-dimensional cases. Consider an n -dimensional diffusion process with forward equation

$$\frac{\partial f(\vec{x}, t)}{\partial t} = \sum_i^n \frac{\partial}{\partial x_i} \left\{ -A_i(\vec{x})f + \frac{1}{2N} \sum_j^n \frac{\partial}{\partial x_j} (B_{ij}(\vec{x})f) \right\}, \quad \vec{x} \in D, \quad (48)$$

where the absorbing boundary of D is denoted as ∂D . For any $a \in \partial D$, the fixation probability density at a from x also satisfies the backward equation

$$\sum_i^n A_i(\vec{x}) \frac{\partial}{\partial x_i} \rho_{\vec{x}}(\vec{a}) + \frac{1}{2N} \sum_{i,j}^n B_{ij}(\vec{x}) \frac{\partial}{\partial x_i} \frac{\partial}{\partial x_j} \rho_{\vec{x}}(\vec{a}) = 0. \quad (49)$$

Its boundary condition is

$$\rho_{\vec{x}}(\vec{a}) = \delta_{\vec{x}-\vec{a}},$$

where $\delta_{\vec{x}-\vec{a}}$ is the Dirac-delta function for ∂D .

The conditional stationary distribution solves the $\{\dots\} = -J_i(\vec{x})$ in Eq. (48), where $\nabla \cdot J(\vec{x}) = 0$. Detailed balance, however, further dictates $J_i(\vec{x}) \equiv 0$ [45]. Therefore,

$$-\frac{1}{2} \sum_j^n B_{ij}(\vec{x}) \frac{\partial}{\partial x_j} \phi(\vec{x}) = \left[A_i(\vec{x}) - \frac{1}{2N} \sum_j^n \frac{\partial}{\partial x_j} B_{ij}(\vec{x}) \right], \quad (50)$$

where $\phi(\vec{x})$ is our transient landscape.

Now consider Eq. (49) in the light of (50). First we denote $\vec{\zeta}(\vec{x}) = \nabla_{\vec{x}} \rho_{\vec{x}}(\vec{a})$. It satisfies

$$\begin{aligned} 0 &= \sum_i^n A_i(\vec{x}) \zeta_i(\vec{x}) + \frac{1}{2N} \sum_{i,j}^n B_{ij}(\vec{x}) \frac{\partial}{\partial x_j} \zeta_i(\vec{x}) \\ &= \frac{1}{2} \sum_{i,j}^n \left[\frac{1}{N} \frac{\partial}{\partial x_j} B_{ij}(\vec{x}) - B_{ij}(\vec{x}) \frac{\partial}{\partial x_j} \psi(\vec{x}) \right] \zeta_i(\vec{x}) + \frac{1}{2N} \sum_{i,j}^n B_{ij}(\vec{x}) \frac{\partial}{\partial x_j} \zeta_i(\vec{x}) \\ &\approx -\frac{1}{2} \sum_{i,j}^n \left[B_{ij}(\vec{x}) \frac{\partial}{\partial x_j} \phi(\vec{x}) \right] \zeta_i(\vec{x}) + \frac{1}{2N} \sum_{i,j}^n B_{ij}(\vec{x}) \frac{\partial}{\partial x_j} \zeta_i(\vec{x}). \\ &= -\frac{1}{2} \sum_{i,j}^n \zeta_i(\vec{x}) B_{ij}(\vec{x}) \frac{\partial}{\partial x_j} \left[\phi(\vec{x}) - \frac{1}{N} \ln \zeta_i(\vec{x}) \right]. \end{aligned} \quad (51)$$

We see a hint of Eq. (47) in the square bracket. For multi-dimensional problems, the gradient of $\rho_{\vec{x}}(\vec{a})$ is a vector while $\phi(x)$ is a scalar. Therefore, it seems to us, even with detailed balance condition, the relation in Eq. (47) can not be generalized to multi-dimensional case. On the other hand, the definition of $\phi(x)$ can be generalized to multi-dimensional case (see appendix B), even though finding it will be hard.

-
- [1] M. A. Nowak, *Evolutionary Dynamics* (Harvard University Press, Cambridge, MA, 2006).
 - [2] A. Traulsen and C. Hauert, in *Reviews of Nonlinear Dynamics and Complexity*, edited by H. G. Schuster (Wiley-VCH, Weinheim, 2009).
 - [3] C. P. Roca, J. A. Cuesta and A. Sánchez, *Phys. Life Rev.* 6, 208 (2009).
 - [4] R. Durrett, *Probability: Theory and Examples* (Duxbury Press, Belmont, 1996), second ed.
 - [5] S. Karlin and H. M. A. Taylor, *A First Course in Stochastic Processes* (Academic, London, 1975), second ed.
 - [6] R. A. Fisher, *Proc. R. Soc. Edinburgh.* 42, 321 (1922).
 - [7] S. Wright, *Genetics.* 16, 97 (1931).

- [8] P. A. Moran, *The Statistical Processes of Evolutionary Theory* (Clarendon, Oxford, 1962).
- [9] M. A. Nowak, A. Sasaki, C. Taylor, and D. Fudenberg, *Nature* (London) 428, 646 (2004).
- [10] A. Traulsen, J. M. Pacheco and M. A. Nowak, *J. Theor. Biol.* 246, 522 (2007).
- [11] F. Fu, M. A. Nowak and C. Hauert, *J. Theor. Biol.* 266, 358 (2010).
- [12] C. Taylor, D. Fudenberg, A. Sasaki and M. A. Nowak, *Bull. Math. Biol.* 66, 1621 (2004).
- [13] T. Antal and I. Scheuring, *Bull. Math. Biol.* 68, 1923 (2006).
- [14] C. Taylor, Y. Iwasa, and M. A. Nowak, *J. Theor. Biol.* 243, 245 (2006).
- [15] H. Ohtsuki, P. Bordalo, and M. A. Nowak, *J. Theor. Biol.* 249, 289 (2007).
- [16] P. M. Altrock and A. Traulsen, *New J. Phys.* 11, 013012 (2009).
- [17] B. Wu, P. M. Altrock, L. Wang and A. Traulsen, *Phys. Rev. E.* 82, 046106 (2010).
- [18] D. Fudenberg, M. A. Nowak, C. Taylor and L. A. Imhof, *Theor. Popul. Biol.* 70, 352 (2006).
- [19] T. Antal, M. A. Nowak and A. Traulsen, *J. Theor. Biol.* 257, 340 (2009).
- [20] T. Antal, A. Traulsen, H. Ohtsuki, C. E. Tarnita and M. A. Nowak, *J. Theor. Biol.* 258, 614 (2009).
- [21] G. Szabó and G. Fáth, *Phys. Rep.* 446, 97 (2007).
- [22] M. Droz, J. Szwabiński, and G. Szabó, *Eur. Phys. J. B* 71, 579 (2009).
- [23] G. Szabó, A. Szolnoki, M. Varga, and L. Hanusovszky, *Phys. Rev. E* 82, 026110 (2010).
- [24] J. Huisman and F. J. Weissing, *Nature* (London) 402, 407 (1999).
- [25] J. Huisman and F. J. Weissing, *Ecology* 82, 2682 (2001).
- [26] J. N. Darroch and E. Seneta, *J. Appl. Prob.* 2, 88 (1965).
- [27] A. Hastings, *Trend Ecol. Evol.* 19, 39 (2004).
- [28] G. Block and L. J. S. Allen, *Bull. Math. Biol.* 62, 199 (2000).
- [29] J. C. Claussen and A. Traulsen, *Phys. Rev. E* 71, 025101(R) (2005).
- [30] Y. Tao and R. Cressman, *Bull. Math. Biol.* 69, 1377 (2007).
- [31] M. Vellela and H. Qian, *Bull. Math. Biol.* 69, 1727 (2007).
- [32] S. G. Ficici and J. B. Pollack, *J. Theor. Biol.* 247, 426 (2007).
- [33] C. M. Grinstead and J. L. Snell, *Introduction to probability* (American Mathematical Society, Providence, 1997), 2nd edition.
- [34] M. I. Freidlin and A. D. Wentzell, *Random Perturbations of Dynamical Systems* (Springer, New York, 1984).
- [35] A. Dembo and O. Zeitouni, *Large Deviations Techniques and Applications* (Springer-Verlag,

- New York, 1998).
- [36] H. Touchette, Phys. Rep. 478, 1 (2010).
 - [37] H. Qian, Nonlinearly. 24, 19 (2011).
 - [38] J. Wang, L. Xu and E. K. Wang, Proc. Natl. Acad. Sci. 105, 12271 (2008).
 - [39] P. D. Taylor and L. Jonker, Math. Biosci. 40, 145 (1978).
 - [40] D. Zhou, B. Wu, H. Ge, J. Theor. Biol. 264, 874 (2010).
 - [41] J. Maynard Smith, *Evolution and the Theory of Games* (Cambridge University Press, Cambridge, 1982).
 - [42] H. Ge and H. Qian, Phys. Rev. Lett. 103, 148103 (2009).
 - [43] R. G. Strongin and Y. D. Sergeyev, *Global Optimization with Non-Convex Constraints: Sequential and Parallel Algorithms* (Kluwer Academic Publishers, Dordrecht, 2000).
 - [44] W. Feller, Trans. Amer. Math. Soc. 77, 1 (1954).
 - [45] C. W. Gardiner, *A Handbook of Stochastic Methods: for Physics, Chemistry and the Natural Sciences* (Springer, Berlin, 1983).
 - [46] W. Y. Tan, *Stochastic Modeling of AIDS Epidemiology and HIV Pathogenesis* (World Scientific Pub, Singapore, 2000).
 - [47] A. Traulsen, J. C. Claussen, and C. Hauert, Phys. Rev. Lett. 95, 238701 (2005).
 - [48] F. A. C. C. Chalub and M. O. Souza, Math. Comput. Modell. 47, 743 (2008).
 - [49] P. Hänggi, H. Grabert, P. Talkner and H. Thomas, Phys. Rev. A 29, 371 (1984).
 - [50] N. G. van Kampen, *Stochastic Processes in Physics and Chemistry* (Elsevier Science, North-Holland, 1992).
 - [51] T. G. Kurtz, Math. Prog. Stud. 5, 67 (1976).
 - [52] T. G. Kurtz, Stoch. Proc. Appl. 6, 223 (1978).
 - [53] H. Qian, Prot. Sci. 11, 1 (2002).
 - [54] I. Nåsell, Math. Biosci. 156, 21 (1999).
 - [55] H. Ge and H. Qian, J. Roy. Soc. Interface. 8, 107 (2011).
 - [56] J. M. T. Thompson and H. B. Stewart, *Nonlinear Dynamics and Chaos* (John Wiley, New York, 1986).
 - [57] H. K. Khalil, *Nonlinear Systems* (Prentice Hall, Upper Saddle River NJ, 2002).
 - [58] H. Eyring, J. Chem. Phys. 3, 107 (1935).
 - [59] H. A. Kramers, Physica. 7, 284 (1949).

- [60] D. Y. Chen, J. F. Feng and M. P. Qian, *Science in China (Series A)*, 39, 7 (1996).
- [61] M. Vellela and H. Qian, *J. R. Soc. Interf.* 6, 925 (2009).
- [62] H. Qian, P. Z. Shi and J. Xing, *Phys. Chem. Chem. Phys.* 11, 4861 (2009).
- [63] M. Kimura, *Cold Spring Harbour Symp. Quant. Biol.* 20, 33 (1955).
- [64] A. J. McKane, D. Waxman, *J. Theor. Biol.* 247, 849 (2007).
- [65] D. Waxman, *J. Theor. Biol.* 269, 79 (2011).
- [66] W. H. Sandholm, *Population Games and Evolutionary Dynamics* (MIT press, Cambridge, MA, 2011).
- [67] P. Ao, *Phys. Life Rev.* 2, 117 (2005).
- [68] P. Ao, *Commun. Theor. Phys.* 49, 1073 (2008).
- [69] L. J. S. Allen, *An Introduction to Stochastic Processes with Applications to Biology* (Prentice Hall, Upper Saddle River, NJ, 2003).
- [70] M. B. Elowitz, A. J. Levine, E. D. Siggia and P. S. Swain, *Science* 297, 1183 (2002).
- [71] L. Cai, N. Friedman and X. S. Xie, *Nature (London)* 440, 358 (2006).
- [72] D. A. Beard and H. Qian, *Chemical Biophysics: Quantitative Analysis of Cellular Systems* (Cambridge University Press, Cambridge, 2008).
- [73] A. Traulsen, J. C. Claussen and C. Hauert, *Phys. Rev. E* 74, 011901 (2006).
- [74] G. Hu, *Zeit. Phys. B*, 65, 103 (1986).

Captions

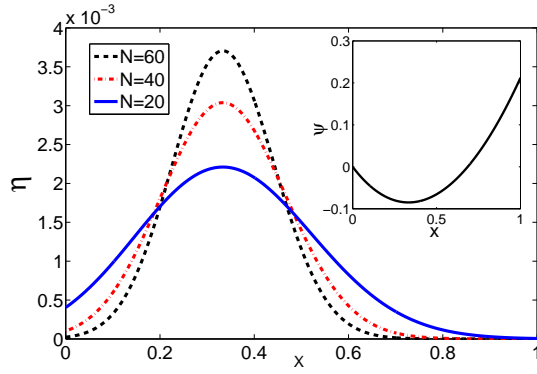
Figure 1 (Color online): Transient landscapes and conditional stationary distributions: (a) Uni-well case: The small window shows the transient landscape $\psi(x)$; The large window shows the conditional stationary distribution $\eta(x)$ with different population size. Parameters are $a = 1, b = 2, c = 3, d = 1$, and $w = 0.7$. (b) Uni-barrier case, with parameters $a = 2.5, b = 1, c = 1, d = 2$ and $w = 0.7$. (c) Uphill case, with parameters $a = 1, b = 1.2, c = 1.5, d = 1.4$.

Figure 2 (Color online): Maxwell-type construction for the bistable Moran process: (a) When the critical condition is satisfied ($a = 2, b = 1, c = 1, d = 2$), $\psi(0) = \psi(1)$. Both are equally important. (b) With parameters $a = 2.5, b = 1, c = 1, d = 2$, $\psi(0) > \psi(1)$. Then $\eta(0) < \eta(1)$, and even $\eta(0) \ll \eta(1)$ for large population size.

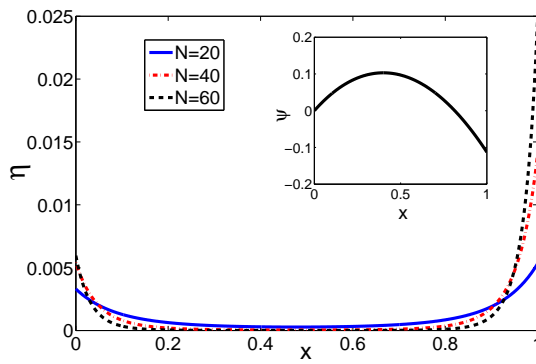
Figure 3 (Color online): The original Moran process and its KM approximated diffusion process show different Maxwell-type constructions. In this example, $\psi(1) = \psi(0)$, but $\phi(1) > \phi(0)$. (The figure is magnified and we focus on the region near $x = 1$)

Figure 4 (Color online): The HGTT's diffusion coefficient is always smaller than KM's, except at x^* where they are both equal to each other.

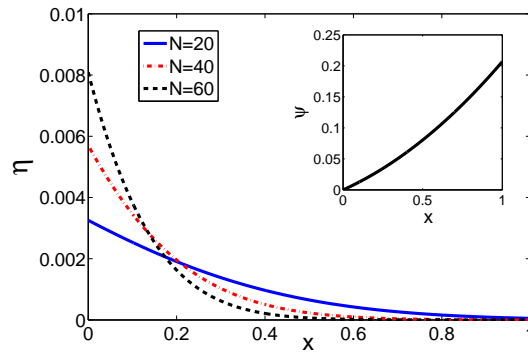
Figures



(a)

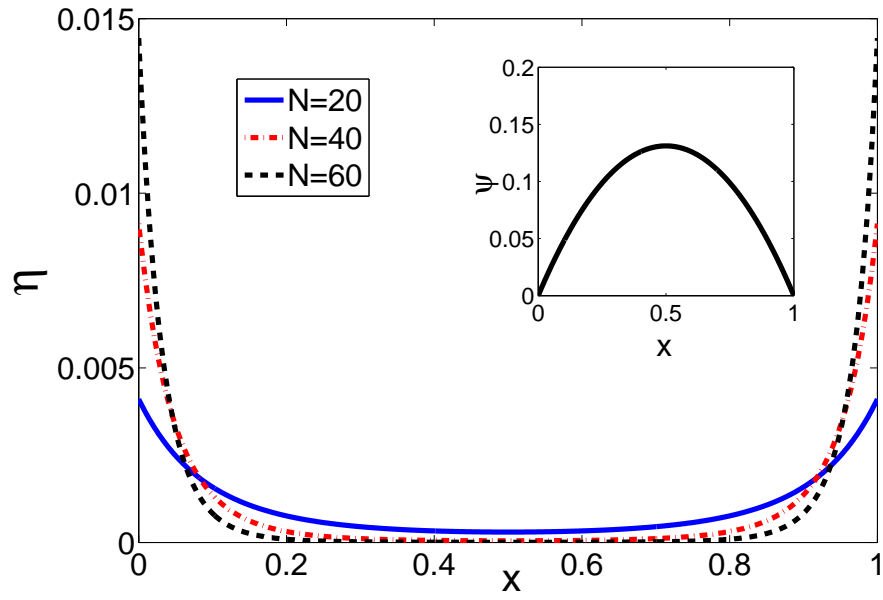


(b)

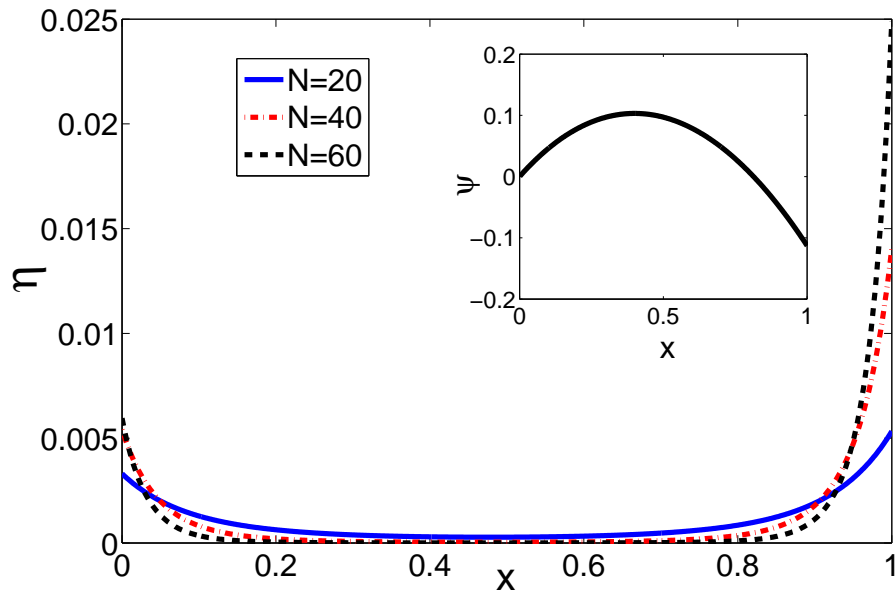


(c)

FIG. 1:



(a)



(b)

FIG. 2:

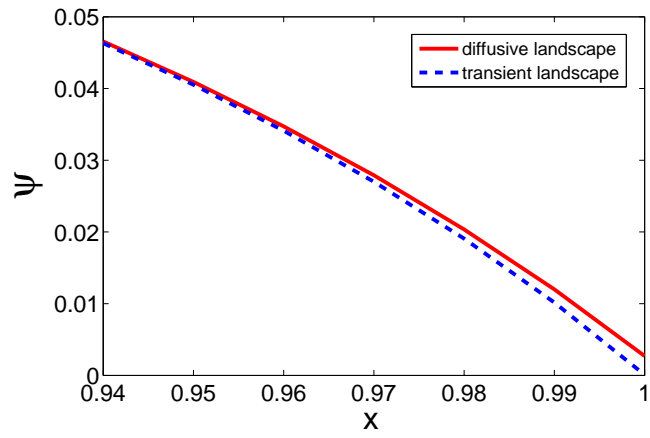


FIG. 3:

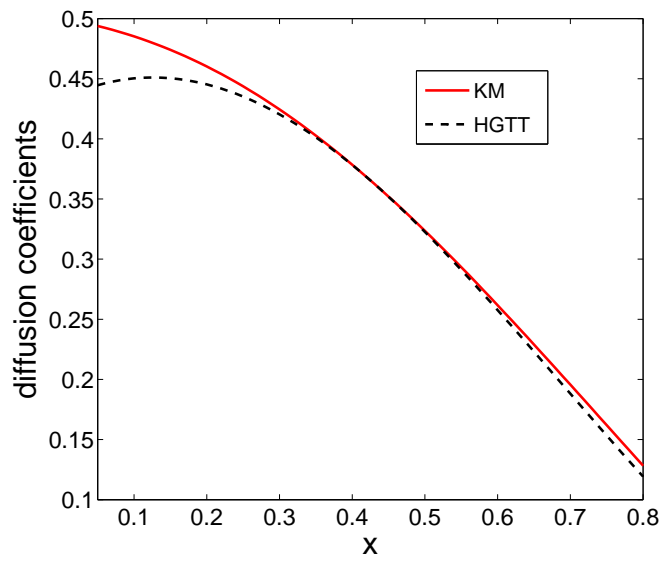


FIG. 4: