

Bounds on Mosaic Knots

J. Alan Alewine
H. A. Dye
David Etheridge
Irina Garduño
Amber Ramos

October 28, 2021

Abstract

We investigate relationships between bounds on the crossing number and the mosaic number of mosaic knots.

1 Introduction

Lomonaco and Kauffman introduced mosaic knots in [3]. We first review the definition of a mosaic knot and then investigate bounds on the crossing number and the mosaic number of a knot.

There are 11 mosaic tiles that are shown, up 90 degree rotations, in figure 1. Each tile contains a tangle and has either 0, 2, or 4 connection points. An n -mosaic is an $n \times n$ matrix of mosaic tiles. An example of a 3-mosaic is shown in




Figure 1: The mosaic tiles, up to rotations of 90 degrees

figure 2. Two adjacent tiles are said to be *suitably connected* if their endpoints connect on the adjacent side. An n -mosaic link is an $n \times n$ mosaic of suitably connected tiles. An n -mosaic knot is an n -mosaic link that contains exactly 1 component. An example of a 3-mosaic knot is shown in figure 3.

An n -mosaic link is equivalent to an m -mosaic link if they are related by a sequence of mosaic planar isotopy moves, mosaic Reidemeister moves, and increasing/decreasing the size of the mosaic grid. The mosaic planar isotopy moves, up to ninety degree rotations, are shown in figure 4. A subset of the mosaic Reidemeister moves are shown in figure 5. To obtain the full set of

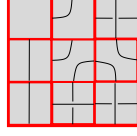


Figure 2: An example 3-mosaic

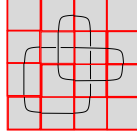


Figure 3: The trefoil as a mosaic knot

mosaic Reidemeister moves, we must all consider crossing changes and ninety degree rotations of the matrices of tiles. Equivalence classes of n -mosaic links are determined by sequences of mosaic planar isotopy moves, mosaic Reidemeister moves, and increasing or decreasing the size of the mosaic matrix. A *mosaic link* refers to an equivalence class of equivalent n -mosaic links.

Remark 1.1. *Takahito Kuriya proved that Mosaic knot equivalence classes are in 1-1 correspondence with Reidemeister move equivalence classes. We observe that this result does not extend to virtual mosaic knots.*

Remark 1.2. *We can extend this definition to virtual mosaic knots by introducing an additional tile, as shown in figure 6. The definition of equivalence is expanded to include mosaic versions of the planar isotopy moves and the virtual Reidemeister moves. This extension will be discussed in more detail in section 5.*

The *mosaic number* of a mosaic link is an equivalence class is the smallest number n for which a member of the equivalence class is an n -mosaic. The *crossing number* of link is the smallest number of crossings in any diagram of the link, that is, the smallest number of crossings in any equivalent link diagram. For example, the crossing number of the trefoil is three and its mosaic number is four (see figure 3). The mosaic number of the figure eight knot is five and its crossing number is four as shown in figure 7. This provokes several questions about the relationship between mosaic number and crossing numbers.

2 An upper bound on crossing number

We first consider an upper bound on the crossing number.

Theorem 2.1. *Let K be a knot or link with mosaic number n . Then the crossing number c is bounded above:*

$$c \leq (n - 2)^2. \quad (1)$$

Proof: Observe that the edge and corner tiles of a mosaic cannot contain crossings if the mosaic is suitably connected. Since mosaic knots and links are suitably connected, only $(n-2)^2$ tiles can contain four connection points. Hence:

$$c \leq (n-2)^2. \blacksquare \quad (2)$$

Corollary 2.2. *Let K be a knot with mosaic number n . If n is even then $c \leq (n-2)^2 - 1$ for $n > 3$.*

Proof By Theorem 2.1, at most $(n-2)^2$ tiles contain crossings. If all $(n-2)^2$ interior tiles contain crossings, then we either obtain a link or the unknot as shown in figure 8. As a result, the mosaic can contain at most $(n-2)^2 - 1$ crossings and be a knot. \blacksquare

This bound is sharp because the trefoil has mosaic number 4 and crossing number 3. See figure 3.

Corollary 2.3. *Let K be a knot with mosaic number n . If n is odd then $c \leq (n-2)^2 - 2$ for $n > 3$.*

Proof: We first observe that by Theorem 2.1, the mosaic knot contains at most $(n-2)^2$ crossings. If all $(n-2)^2$ tiles have crossings, then there are only two possible ways to obtain a suitably connected mosaic, as shown in figure 9. Both choices result in a diagram where it is possible to apply the Reidemeister I move to two corners. As a result, a knot with mosaic number n has crossing number c such that:

$$c \leq (n-2)^2 - 2. \blacksquare$$

We again observe that this bound is sharp; consider the knot shown in 10. This knot has crossing number seven and mosaic number five.

3 A rough lower bound on mosaic number

Theorem 3.1. *Let K be link with crossing number c then the mosaic number n is bounded below by:*

$$\lceil \sqrt{c} \rceil + 2 \leq n. \quad (3)$$

Proof: Let K be a mosaic link with crossing number c and let n be the mosaic number. Now, K can contain at most $(n-2)^2$ crossings. Hence $c \leq (n-2)^2$. Rewriting, we obtain:

$$\lceil \sqrt{c} \rceil + 2 \leq n. \blacksquare$$

4 An upper bound on the mosaic number

Theorem 4.1. *Let K be a knot diagram with crossing number c . Then the mosaic number n can be bounded above as follows:*

$$4c + 2 \geq n. \quad (4)$$

Proof: From the link diagram K with crossing number c , we can construct the Gauss code by fixing a point on each component of the link and a direction of orientation. Number each crossing in the link and traverse each component from the fixed point in the direction of orientation. Record the number of each crossing as it is traversed, in order to obtain a list of labels of length $2c$ where each label is recorded twice. Following the algorithm given in [2], we then invert the list of numbers, following the order of the numbers. That is, invert the list between the two labels of 1 and then invert the list between the labels of 2 and so on. From this, we can reconstruct the link by inserting 2-2 tangles with a single crossing as shown in figure 11. For each crossing, we need 4 tiles and for the closure of the knot diagram, we require 2 additional tiles across the width of the mosaic. Vertically, each crossing requires a two rows of tiles, plus a row of tiles for the center and a row of tiles for the closure. As a result:

$$4c + 2 \geq n. \blacksquare$$

Corollary 4.2. *Let K be a knot with crossing number c then the mosaic number n is bounded above: $4c + 2 \geq n$.*

Proof: Let K be a knot with crossing number c . Then K has a diagram with c crossings. \blacksquare

Based on experimental evidence, we conjecture that:

Conjecture 4.1. *The mosaic number n is bounded above by $c + 2$. That is, $n \leq c + 2$.*

5 An extension of these bounds to virtual mosaics

Virtual link diagrams are decorated immersions of n copies of S^1 into the plane with two types of crossings: classical (indicated by over/under markings) and virtual (indicated by a solid encircled X) [2]. We recall that two virtual link diagrams are said to be *virtually equivalent* if one can be transformed into the other by a sequence of virtual and classical Reidemeister moves. A *virtual link* is an equivalence class of virtual link diagrams. The virtual Reidemeister moves are shown in figure 12.

We can extend mosaic knot theory to virtual knots by incorporating an additional type of tile: a virtual crossing tile and extending the mosaic Reidemeister moves to include the virtual Reidemeister moves. We define a *virtual n -mosaic* to be a $n \times n$ mosaic of tiles that possibly includes the virtual crossing tile. A *virtual n -mosaic link* is a suitably connected virtual n -mosaic. Mosaic versions of some of the virtual Reidemeister moves are shown in figure 13.

A virtual n -mosaic link diagram is equivalent to a virtual m -mosaic diagram if one may be transformed into the other by a sequence of mosaic planar isotopy moves, mosaic Reidemeister moves and virtual mosaic Reidemeister moves, as well as increasing or decreasing the size of the mosaic. A *virtual mosaic link* is an equivalence class of virtual n mosaic link diagrams.

Remark 5.1. For a complete description of virtual n -mosaics, see [1].

Let k denote the *virtual crossing number* of a virtual link. The virtual crossing number is the minimum number of virtual crossings in any diagram of the virtual link. We can extend the result of Theorems 2 and 3 to the virtual case.

Theorem 5.1. *Let K be a virtual mosaic link with mosaic number n , crossing number c , and virtual crossing number k . Then:*

$$c + k \leq (n - 2)^2. \quad (5)$$

Proof: Analogous to the proof of Theorem 4.1.

6 Other questions on mosaic knots

There are a variety of interesting questions about mosaic knots that can be approached from a combinatorial viewpoint. These questions will be considered in future work.

- What is the maximum number of components that a mosaic link with mosaic number n can contain?
- Can Kuriya's result be extended to the virtual case?
- What is the maximum size diagram needed to convert an n -mosaic into a m -mosaic? Can this number be bounded?

Acknowledgement: This paper details the work completed during a Research Experience for Undergraduates at McKendree University during summer 2009. This program was a Mathematical Association of America activity funded by National Security Agency (grant H98230-06-1-0156) and the National Science Foundation (grant DMS-0552763).

References

- [1] I. Garduño. Virtual Mosaic Knots. *Rose Hulman Undergraduate Mathematics Journal*. **10** 2009, 2.
- [2] L. H. Kauffman. Virtual Knot Theory. *European Journal of Combinatorics*. **20** (1999), 7, 663–690.
- [3] S. J. Lomonaco and L. H. Kauffman. Quantum Knots and Mosaics. www.arxiv.org, arXiv:0805.0339
- [4] T. Kuriya. On the Kauffman-Lomonaco Conjecture. www.arxiv.org, arXiv:0811.0710

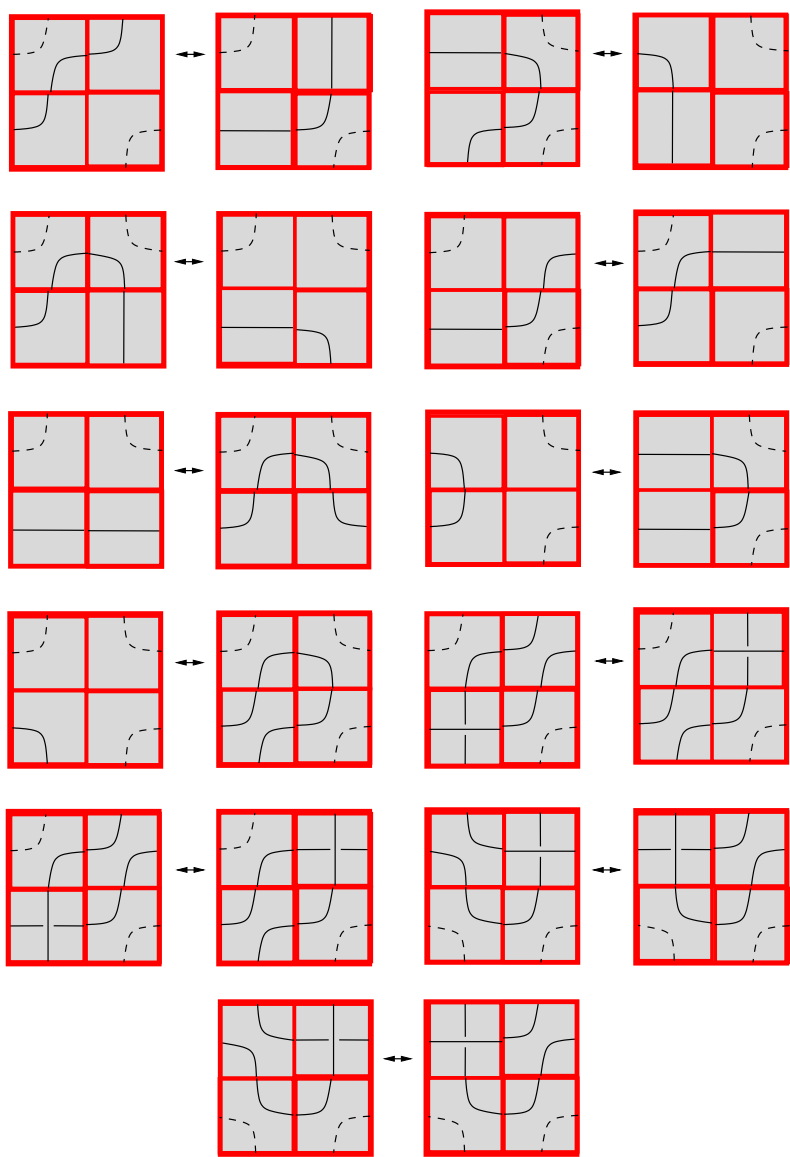


Figure 4: Mosaic planar istopy moves

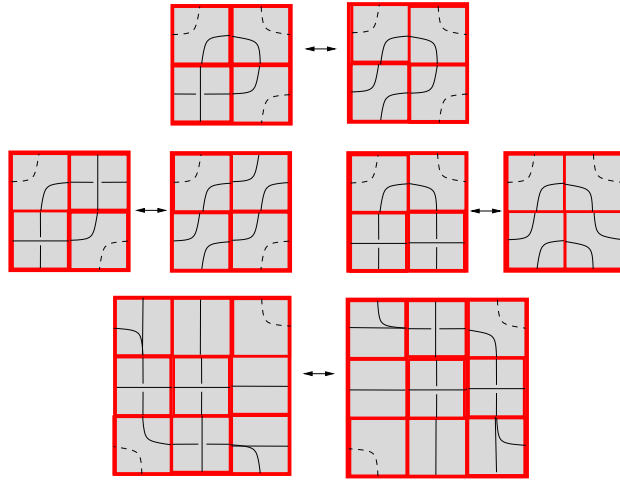


Figure 5: A subset of the mosaic Reidemeister moves

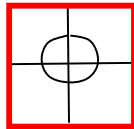


Figure 6: Virtual crossing tile

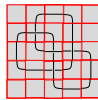


Figure 7: Mosaic figure Eight Knot

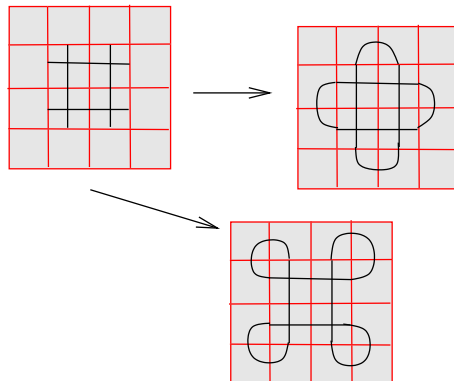


Figure 8: An even mosaic and possible closures

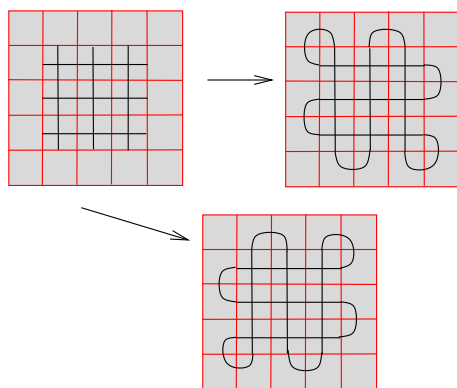


Figure 9: An odd mosaic and possible closures

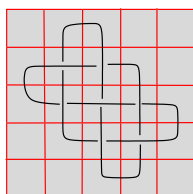


Figure 10: A knot with seven crossings and mosaic number 5

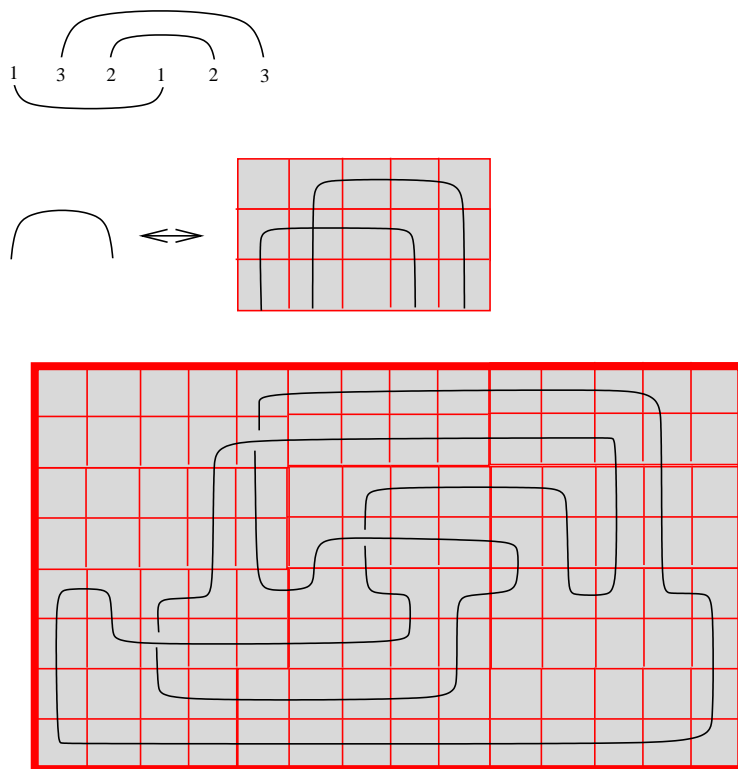


Figure 11: Constructing a mosaic knot

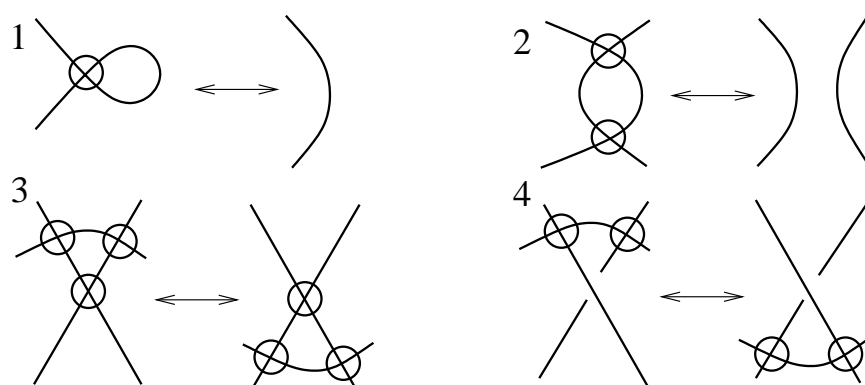


Figure 12: The virtual Reidemeister moves

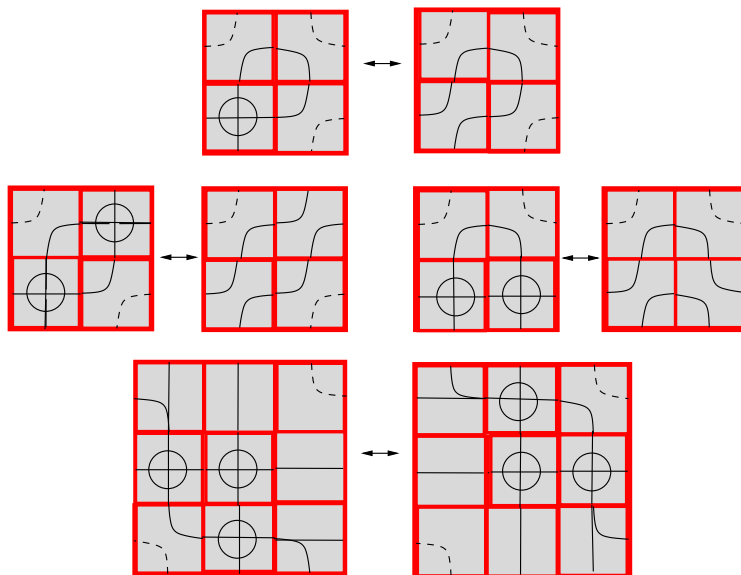


Figure 13: Mosaic virtual Reidemeister moves