

TURAEV-VIRO INVARIANTS AS AN EXTENDED TQFT

ALEXANDER KIRILLOV, JR. AND BENJAMIN BALSAM

ABSTRACT. In this paper we show how one can extend Turaev-Viro invariants, defined for an arbitrary spherical fusion category \mathcal{C} , to 3-manifolds with corners. We demonstrate that this gives an extended TQFT which conjecturally coincides with the Reshetikhin-Turaev TQFT corresponding to the Drinfeld center $Z(\mathcal{C})$. In the present paper we give a partial proof of this statement.

INTRODUCTION

Turaev–Viro (TV) invariants of 3-manifolds $Z_{TV}(M)$ were defined by Turaev and Viro in [TV1992] using a quantum analog of 6j symbols for sl_2 . In the same paper it was shown that these invariants can be extended to a 3-dimensional TQFT.

Later, Barrett and Westbury [BW1996] showed that these invariants can be defined for any monoidal category \mathcal{C} possessing a suitable notion of duality (“spherical category”). In particular, they can be defined for the category of G -graded vector spaces, where G is a finite group. In this special case, the resulting TQFT coincides with the version of Chern–Simons theory with the finite gauge group G , described in [FQ1993] (or in more modern language, in [FHLT]); in physics literature, this theory is also known as the Levin–Wen model.

In the case when the category \mathcal{C} is not only monoidal but in fact modular (in particular, braided), there is another 3-dimensional TQFT based on \mathcal{C} , namely Reshetikhin–Turaev TQFT. It was shown in [Tur1994] that in this case, one has

$$Z_{TV,\mathcal{C}}(M) = Z_{RT,\mathcal{C}}(M)Z_{RT,\mathcal{C}}(\overline{M})$$

where \overline{M} is M with opposite orientation. In particular, if \mathcal{C} is unitary category over \mathbb{C} , then $Z_{TV,\mathcal{C}}(M) = |Z_{RT,\mathcal{C}}(M)|^2$.

It has been conjectured that in the general case, when \mathcal{C} is a spherical (but not necessarily modular) category, one has

$$Z_{TV,\mathcal{C}}(M) = Z_{RT,Z(\mathcal{C})}(M)$$

where $Z(\mathcal{C})$ is the so-called Drinfeld center of \mathcal{C} (see Section 2); moreover, this extends to an isomorphism of the corresponding TQFTs. Some partial results in this direction can be found, for example, in [Müg2003b]; however, the full statement remained a conjecture.

The current paper is the first in a series giving a proof of this conjecture for an arbitrary spherical category \mathcal{C} over an algebraically closed field \mathbf{k} of characteristic zero. In the current paper, we extend TV invariants to 3-manifolds with corners of codimension 2 (or, which is closely related, to 3-manifolds with framed tangles inside); in the language of [Lur], we construct a 3-2-1 extension of TV theory. This extension satisfies $Z_{TV}(S^1) = Z(\mathcal{C})$: boundary circles of 2-surfaces should be colored by objects of $Z(\mathcal{C})$. We also show that for an n -punctured sphere, the

resulting vector space coming from this extended TV theory coincides with the one coming from Reshetikhin-Turaev theory based on $Z(\mathcal{C})$.

It should be noted that this extended theory is different from the one suggested in [Tur1993], which does not use the Drinfeld center.

Acknowledgments. The authors would like to thank Oleg Viro, Victor Ostrik, Kevin Costello and Owen Gwilliam for helpful suggestions and discussions.

1. PRELIMINARIES I: SPHERICAL CATEGORIES

In this section we collect notation and some facts about spherical categories.

We fix an algebraically closed field \mathbf{k} of characteristic 0 and denote by $\mathcal{V}ec$ the category of finite-dimensional vector spaces over \mathbf{k} .

Throughout the paper, \mathcal{C} will denote a spherical fusion category over \mathbf{k} . We refer the reader to the paper [DGNO] for the definitions and properties of such categories. Note that we are not requiring a braiding on \mathcal{C} .

In particular, \mathcal{C} is semisimple with finitely many isomorphism classes of simple objects. We will denote by $\text{Irr}(\mathcal{C})$ the set of isomorphism classes of simple objects. We will also denote by $\mathbf{1}$ the unit object in \mathcal{C} (which is simple).

We will frequently use graphical representations of morphisms in the category \mathcal{C} , using tangle diagrams as in [Tur1994] or [BK2001]. However, our convention is that of [BK2001]: a tangle with k strands labeled $V_1 \dots V_k$ at the bottom and n strands labeled $W_1 \dots, W_n$ at the top is considered as a morphism from $V_1 \otimes \dots \otimes V_k \rightarrow W_1 \otimes \dots \otimes W_n$. As usual, by default all strands are oriented going from the bottom to top.

Two main examples of spherical categories are the category $\mathcal{V}ec^G$ of finite-dimensional G -graded vector spaces (where G is a finite group) and the category $\text{Rep}(U_q\mathfrak{g})$ which is the semisimple part of the category of representations of a quantum group $U_q\mathfrak{g}$ at a root of unity; this last category is actually modular, but we will not be using this.

To simplify the notation, we will assume that \mathcal{C} is a strict pivotal category, i.e. that $V^{**} = V$. As is well-known, this is not really a restriction, since any pivotal category is equivalent to a strict pivotal category.

We will denote, for an object X of \mathcal{C} , by

$$d_X = \dim X \in \mathbf{k}$$

its categorical dimension; it is known that for simple X , d_X is non-zero. We will also denote

$$(1.1) \quad \mathcal{D} = \sqrt{\sum_{x \in \text{Irr}(\mathcal{C})} d_x^2}$$

(throughout the paper, we fix a choice of the square root). From now on, we assume that $\mathcal{D} \neq 0$.

We define the functor $\mathcal{C}^{\boxtimes n} \rightarrow \mathcal{V}ec$ by

$$(1.2) \quad \langle V_1, \dots, V_n \rangle = \text{Hom}_{\mathcal{C}}(\mathbf{1}, V_1 \otimes \dots \otimes V_n)$$

for any collection V_1, \dots, V_n of objects of \mathcal{C} . Note that pivotal structure gives functorial isomorphisms

$$(1.3) \quad z: \langle V_1, \dots, V_n \rangle \simeq \langle V_n, V_1, \dots, V_{n-1} \rangle$$

such that $z^n = \text{id}$ (see [BK2001, Section 5.3]); thus, up to a canonical isomorphism, the space $\langle V_1, \dots, V_n \rangle$ only depends on the cyclic order of V_1, \dots, V_n .

We have a natural composition map

$$(1.4) \quad \begin{aligned} &\langle V_1, \dots, V_n, X \rangle \otimes \langle X^*, W_1, \dots, W_m \rangle \rightarrow \langle V_1, \dots, V_n, W_1, \dots, W_m \rangle \\ &\varphi \otimes \psi \mapsto \varphi \circ_X \psi = \text{ev}_X \circ (\varphi \otimes \psi) \end{aligned}$$

where $\text{ev}_X: X \otimes X^* \rightarrow \mathbf{1}$ is the evaluation morphism. It follows from semisimplicity of \mathcal{C} that direct sum of these composition maps gives a functorial isomorphism

$$(1.5) \quad \bigoplus_{X \in \text{Irr}(\mathcal{C})} \langle V_1, \dots, V_n, X \rangle \otimes \langle X^*, W_1, \dots, W_m \rangle \simeq \langle V_1, \dots, V_n, W_1, \dots, W_m \rangle.$$

Note that for any objects $A, B \in \text{Obj } \mathcal{C}$, we have a non-degenerate pairing $\text{Hom}_{\mathcal{C}}(A, B) \otimes \text{Hom}_{\mathcal{C}}(A^*, B^*) \rightarrow \mathbf{k}$ defined by

$$(1.6) \quad (\varphi, \varphi') = (\mathbf{1} \xrightarrow{\text{ev}_A} A \otimes A^* \xrightarrow{\varphi \otimes \varphi'} B \otimes B^* \xrightarrow{\text{ev}_B} \mathbf{1})$$

In particular, this gives us a non-degenerate pairing $\langle V_1, \dots, V_n \rangle \otimes \langle V_n^*, \dots, V_1^* \rangle \rightarrow \mathbf{k}$ and thus, functorial isomorphisms

$$(1.7) \quad \langle V_1, \dots, V_n \rangle^* \simeq \langle V_n^*, \dots, V_1^* \rangle$$

compatible with the cyclic permutations (1.3). The following lemma lists some properties of this pairing and its relation with the composition maps (1.4).

Lemma 1.1.

- (1) If X is simple and $\varphi \in \langle X, A \rangle$, $\varphi' \in \langle A^*, X^* \rangle$ then

$$\begin{array}{c} X \quad A \quad A^* \quad X^* \\ \swarrow \quad \searrow \quad \swarrow \quad \searrow \\ \boxed{\varphi} \quad \boxed{\varphi'} \end{array} = \frac{(\varphi, \varphi')}{d_X} \begin{array}{c} X \quad X^* \\ \swarrow \quad \searrow \end{array}$$

- (2)

$$\sum_{i \in \text{Irr}(\mathcal{C}), \alpha} d_i \begin{array}{c} A \quad X_i \quad A^* \\ \swarrow \quad \searrow \quad \swarrow \quad \searrow \\ \boxed{\varphi_\alpha} \quad \boxed{\varphi_\alpha} \end{array} = \begin{array}{c} A \quad A^* \\ \swarrow \quad \searrow \end{array}$$

where $\varphi_{i,\alpha} \in \langle A, X_i \rangle$, $\varphi_i^\alpha \in \langle X_i^*, A^* \rangle$ are dual bases with respect to the pairing (1.6).

- (3) If X is simple, $\varphi \in \langle A, X \rangle$, $\varphi' \in \langle X^*, A^* \rangle$, $\psi \in \langle X^*, B \rangle$, $\psi' \in \langle B^*, X \rangle$, then

$$(1.8) \quad (\varphi \circ_X \psi, \psi' \circ_{X^*} \varphi') = \frac{1}{d_X} (\varphi, \varphi') (\psi', \psi)$$

(see Figure 1).

This implies that if $\varphi_{X,\alpha}, \varphi_X^\alpha$ are dual bases in $\langle V_1, \dots, V_n, X \rangle, \langle X^*, V_n^*, \dots, V_1^* \rangle$ respectively, and $\psi_{X,\beta}, \psi_X^\beta$ are dual bases in $\langle X^*, W_1, \dots, W_m \rangle, \langle W_m^*, \dots, W_1^*, X \rangle$, then

$$d_X \varphi_{X,\alpha} \circ_X \psi_{X,\beta}, \quad \psi_X^\beta \circ_{X^*} \varphi_X^\alpha, \quad X \in \text{Irr}(\mathcal{C})$$

are dual bases in $\langle V_1, \dots, V_n, W_1, \dots, W_m \rangle, \langle W_m^*, \dots, W_1^*, V_n^*, \dots, V_1^* \rangle$

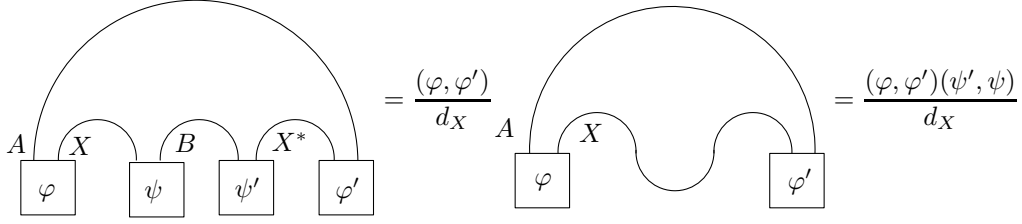


FIGURE 1. Compatibility of pairing with composition.

Finally, we will need the following result, which is the motivation for the name “spherical category”.

Let Γ be an oriented graph embedded in the sphere S^2 , where each edge e is colored by an object $V(e) \in \mathcal{C}$, and each vertex v is colored by a morphism $\varphi_v \in \langle V(e_1)^\pm, \dots, V(e_n)^\pm \rangle$, where e_1, \dots, e_n are the edges adjacent to vertex v , taken in clockwise order, and $V(e_i)^\pm = V(e_i)$ if e_i is outgoing edge, and $V^*(e_i)$ if e_i is the incoming edge.

By removing a point from S^2 and identifying $S^2 \setminus pt \simeq \mathbb{R}^2$, we can consider Γ as a planar graph; moreover, if we choose a linear order of edges at every vertex, compatible with the clockwise cyclic order, we can replace each vertex by a box, or “coupon” as shown in Figure 2, with all edges attached to the top side of the coupon. Thus, we get a graph of the type considered by Reshetikhin and Turaev (see, e.g., [BK2001] or [Tur1994]); thus, it defines a number $Z_{RT}(\Gamma) \in \mathbf{k}$.

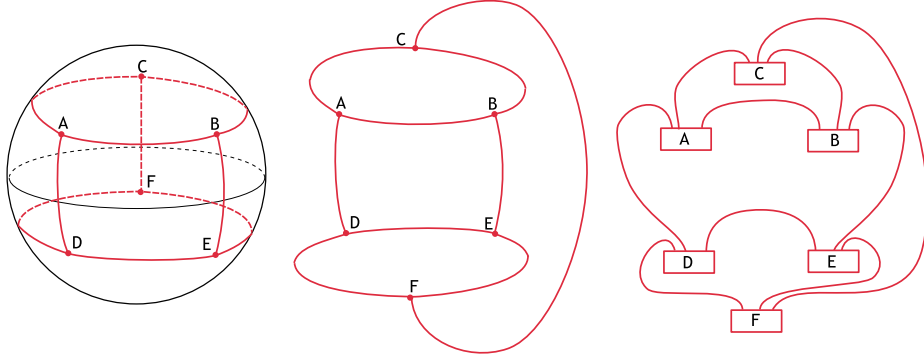


FIGURE 2. Graph on a sphere and its “flattening” to the plane

Theorem 1.2. [BW1996] *The number $Z_{RT}(\Gamma) \in \mathbf{k}$ does not depend on the choice of a point to remove from S^2 or on the choice of order of edges at vertices compatible with the given cyclic order and thus defines an invariant of colored graphs on the sphere.*

2. PRELIMINARIES II: DRINFELD CENTER

We will also need the notion of Drinfeld center of a spherical fusion category. Recall that the Drinfeld center $Z(\mathcal{C})$ of a fusion category \mathcal{C} is defined as the category

whose objects are pairs (Y, φ_Y) , where Y is an object of \mathcal{C} and φ_Y – a functorial isomorphism $Y \otimes - \rightarrow - \otimes Y$ satisfying certain compatibility conditions (see [Müg2003a]).

As before, we will frequently use graphical presentation of morphisms which involve objects both of \mathcal{C} and $Z(\mathcal{C})$. In these diagrams, we will show objects of $Z(\mathcal{C})$ by double lines and the half-braiding isomorphism $\varphi_Y: Y \otimes V \rightarrow V \otimes Y$ by crossing as in Figure 3.



FIGURE 3. Graphical presentation of the half-braiding $\varphi_Y: Y \otimes V \rightarrow V \otimes Y$, $Y \in \text{Obj } Z(\mathcal{C})$, $V \in \text{Obj } \mathcal{C}$

We list here main properties of $Z(\mathcal{C})$, all under the assumption that \mathcal{C} is a spherical fusion category over an algebraically closed field of characteristic zero.

Theorem 2.1. [Müg2003b] *$Z(\mathcal{C})$ is a modular category; in particular, it is semisimple with finitely many simple objects, it is braided and has a pivotal structure which coincides with the pivotal structure on \mathcal{C} .*

We have an obvious forgetful functor $F: Z(\mathcal{C}) \rightarrow \mathcal{C}$. To simplify the notation, we will frequently omit it in the formulas, writing for example $\text{Hom}_{\mathcal{C}}(Y, V)$ instead of $\text{Hom}_{\mathcal{C}}(F(Y), V)$, for $Y \in \text{Obj } Z(\mathcal{C})$, $V \in \text{Obj } \mathcal{C}$. Note, however, that if $Y, Z \in \text{Obj } Z(\mathcal{C})$, then $\text{Hom}_{Z(\mathcal{C})}(Y, Z)$ is different from $\text{Hom}_{\mathcal{C}}(Y, Z)$: namely, $\text{Hom}_{Z(\mathcal{C})}(Y, Z)$ is a subspace in $\text{Hom}_{\mathcal{C}}(Y, Z)$ consisting of those morphisms that commute with the half-braiding. The following lemma will be useful in the future.

Lemma 2.2. *Let $Y, Z \in \text{Obj } Z(\mathcal{C})$. Define the operator $P: \text{Hom}_{\mathcal{C}}(Y, Z) \rightarrow \text{Hom}_{\mathcal{C}}(Y, Z)$ by the following formula:*

$$P\psi = \frac{1}{\mathcal{D}^2} \sum_{X \in \text{Irr}(\mathcal{C})} d_X$$

Then P is a projector onto the subspace

$$\text{Hom}_{Z(\mathcal{C})}(Y, Z) \subset \text{Hom}_{\mathcal{C}}(Y, Z).$$

Proof. It is immediate from the definition that if $\psi \in \text{Hom}_{Z(\mathcal{C})}(Y, Z)$, then $P\psi = \psi$. On the other hand, using Lemma 1.1, we get that for any $\Psi \in \text{Hom}_{\mathcal{C}}(Y, Z)$, one

has $(P\psi)\varphi_Y = \varphi_Z(P\psi)$:

$$\begin{aligned}
 (P\psi)\varphi_Y &= \frac{1}{\mathcal{D}^2} \sum_j d_j \\
 &= \frac{1}{\mathcal{D}^2} \sum_{i,j} d_i d_j \\
 &= \frac{1}{\mathcal{D}^2} \sum_i d_i = \varphi_Z(P\psi),
 \end{aligned}$$

where $\varphi_\alpha \in \text{Hom}(X_i, W \otimes X_j)$, $\varphi^\alpha \in \text{Hom}(X_i^*, X_j^* \otimes W^*)$ are dual bases with respect to pairing(1.6) \square

The following theorem is a refinement of [ENO2005, Proposition 5.4].

Theorem 2.3. *Let $F: Z(\mathcal{C}) \rightarrow \mathcal{C}$ be the forgetful functor and $I: \mathcal{C} \rightarrow Z(\mathcal{C})$ the (left) adjoint of F : $\text{Hom}_{Z(\mathcal{C})}(I(V), X) = \text{Hom}_{\mathcal{C}}(V, F(X))$. Then for $V \in \text{Obj } \mathcal{C}$, one has*

$$(2.1) \quad I(V) = \bigoplus_{X \in \text{Irr}(\mathcal{C})} X \otimes V \otimes X^*$$

with the half braiding given by

$$\bigoplus_{i,j \in \text{Irr}(\mathcal{C})} \sqrt{d_i d_j}$$

FIGURE 4. Half-braiding $I(V) \otimes W \rightarrow W \otimes I(V)$. As before, $\varphi_\alpha, \varphi^\alpha$ are dual bases with respect to pairing(1.6).

Note that instead of normalizing factor $\sqrt{d_i d_j}$ we could have used d_i or d_j — each of this would give an equivalent definition.

Proof. Denote $Y = \bigoplus_{i \in \text{Irr}(\mathcal{C})} X_i \otimes V \otimes X_i^*$. It follows from Lemma 1.1 that the morphisms $Y \otimes W \rightarrow W \otimes Y$ defined by Figure 4 satisfy the compatibility relations required of half braiding and thus define on Y a structure of an object of $Z(\mathcal{C})$. Now, define for any $Z \in \text{Obj } Z(\mathcal{C})$, maps

$$\text{Hom}_{Z(\mathcal{C})}(Y, Z) \rightarrow \text{Hom}_{\mathcal{C}}(V, Z)$$

$$\Psi \mapsto \Psi \circ P_0 = \begin{array}{c} Z \\ | \\ \boxed{\Psi} \\ | \quad | \\ 1 \quad 1 \\ | \\ V \end{array}$$

where P_0 is the embedding $V = \mathbf{1} \otimes V \otimes \mathbf{1} \rightarrow Y = \bigoplus X_i \otimes V \otimes X_i^*$ and

$$\text{Hom}_{\mathcal{C}}(V, Z) \rightarrow \text{Hom}_{Z(\mathcal{C})}(Y, Z)$$

$$\Phi \mapsto \bigoplus_{i \in \text{Irr}(\mathcal{C})} \sqrt{d_i} \begin{array}{c} Z \\ | \\ \text{---} \text{---} \text{---} \\ | \quad | \quad | \\ i \quad V \quad i^* \\ \boxed{\Phi} \end{array}$$

It follows from Lemma 2.2 that these two maps are inverse to each other. Composition in one direction is easy. First suppose $\Phi \in \text{Hom}_{\mathcal{C}}(V, Z)$. The computation is shown below.

$$\Phi \rightarrow \bigoplus_i \sqrt{d_i} \begin{array}{c} Z \\ | \\ \text{---} \text{---} \text{---} \\ | \quad | \quad | \\ i \quad V \quad i^* \\ \boxed{\Phi} \end{array} \rightarrow \Phi.$$

The composition in opposite order is as follows:

$$\Psi \rightarrow \begin{array}{c} Z \\ | \\ \boxed{\Psi} \\ | \quad | \\ 1 \quad 1 \\ | \\ V \end{array} \rightarrow \bigoplus_i \sqrt{d_i} \begin{array}{c} Z \\ | \\ \text{---} \text{---} \text{---} \\ | \quad | \quad | \\ i \quad V \quad i^* \\ \boxed{\Psi} \end{array} = \bigoplus_i d_i \begin{array}{c} Z \\ | \\ \boxed{\Psi} \\ | \quad | \quad | \\ i \quad \boxed{\varphi_\alpha} \quad \boxed{\varphi^\alpha} \quad i^* \\ | \\ V \end{array} = \begin{array}{c} Z \\ | \\ \boxed{\Psi} \\ | \\ Y \end{array}$$

The first equality holds by functoriality of the half-braiding and Figure 4. The second equality is obvious. Therefore, the two maps are inverses to one another and we have $\text{Hom}_{Z(\mathcal{C})}(Y, Z) = \text{Hom}_{\mathcal{C}}(V, Z)$; thus, $Y = I(V)$. \square

An easy generalization of Theorem 1.2 allows us to consider graphs in which some of the edges are labeled by objects of $Z(\mathcal{C})$.

Let $\hat{\Gamma}$ be a graph which consists of a usual graph Γ embedded in S^2 as in Theorem 1.2 and a finite collection of non-intersecting oriented arcs γ_i such that end-points of each arc γ are vertices of graph Γ , and each vertex has a neighborhood in which arcs γ_i do not intersect edges of Γ ; however, arcs γ_i are allowed to intersect edges of Γ away from vertices. Note that this implies that for each vertex v , we have a natural cyclic order on the set of all edges of $\hat{\Gamma}$ (including arcs γ_i) adjacent to v .

Let us color such diagram, labeling each edge of Γ by an object of \mathcal{C} , each arc γ by an object of $Z(\mathcal{C})$, and each vertex v by a vector $\varphi_v \in \langle V^\pm(e_1), \dots, V^\pm(e_n) \rangle$ where e_1, \dots, e_n are edges of $\hat{\Gamma}$ adjacent to v (including the arcs γ_i), and the signs are chosen as in Theorem 1.2.

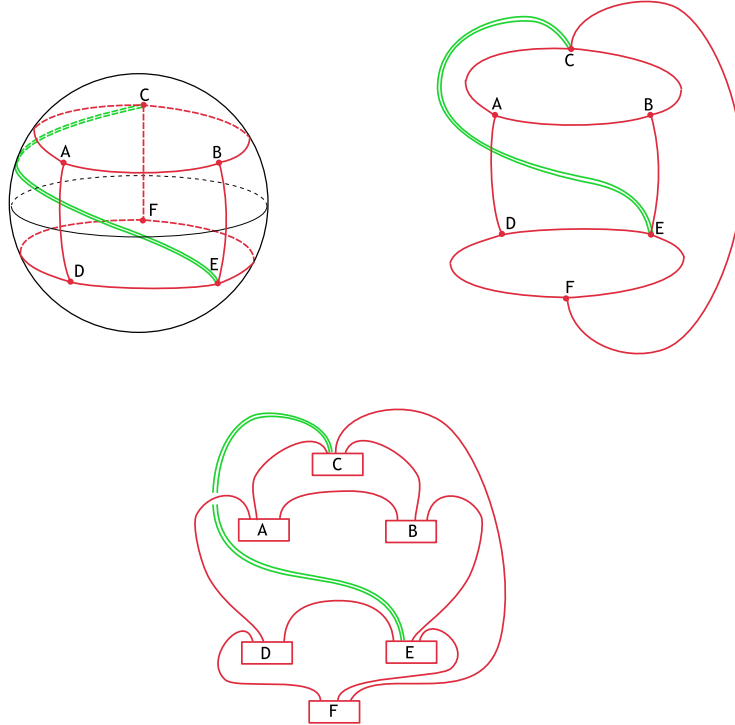


FIGURE 5. Diagram $\hat{\Gamma}$ on the sphere and its flattening to the plane. Arc γ is shown by a double line.

As before, by removing a point from S^2 and choosing a linear order of edges (including the arcs) at every vertex, we get a diagram in the plane; however, now the projections of arcs γ_i can intersect edges of Γ as shown in Figure 5. Let us turn this into a tangle diagram by replacing each intersection by a picture where the arch γ_i goes under the edges of Γ , as shown in Figure 5.

Such a diagram defines a number $Z_{RT}(\hat{\Gamma})$ defined in the usual way, with the extra convention shown in Figure 3.

Theorem 2.4. *The number $Z_{RT}(\hat{\Gamma}) \in \mathbf{k}$ does not depend on the choice of a point to remove from S^2 or on the choice of linear order of edges at vertices compatible with the given cyclic order and thus defines an invariant of colored graphs on the sphere. Moreover, this number is invariant under homotopy of arcs γ_i .*

Finally, we will need one more useful construction.

Definition 2.5. A trace-like functor on a spherical category \mathcal{C} is a functor $T: \mathcal{C} \rightarrow \mathcal{V}ec$ together with functorial isomorphisms

$$\alpha_{X,Y}: T(X \otimes Y) \rightarrow T(Y \otimes X)$$

such that $\alpha_{1,X} = \alpha_{X,1} = \text{id}$ and

$$\alpha_{X,Y \otimes Z} = \alpha_{Z \otimes X, Y} \alpha_{X \otimes Y, Z}: T(X \otimes Y \otimes Z) \rightarrow T(Y \otimes Z \otimes X)$$

Note that we do not require that $\alpha_{X,Y} \alpha_{Y,X} = \text{id}$.

Note that if \mathcal{C} is braided, then any functor $\mathcal{C} \rightarrow \mathcal{V}ec$ is automatically trace-like; in general, however, this is not true.

Example 2.6. Let $T(X) = \langle X \rangle$ (see (1.2)). Then the morphisms (1.3) give it a structure of trace-like functor. Moreover, in this case $\alpha_{X,Y} \alpha_{Y,X} = \text{id}$.

This example can be generalized. Let $Z \in \text{Obj } Z(\mathcal{C})$. Define

$$(2.2) \quad \begin{aligned} \langle \rangle_Z: \mathcal{C} &\rightarrow \mathcal{V}ec \\ \langle V \rangle_Z &= \langle F(Z) \otimes V \rangle = \text{Hom}_{\mathcal{C}}(\mathbf{1}, F(Z) \otimes V) \end{aligned}$$

where $F: Z(\mathcal{C}) \rightarrow \mathcal{C}$ is the forgetful functor. From now on, we will frequently omit the forgetful functor in our formulas, writing simply $\text{Hom}_{\mathcal{C}}(\mathbf{1}, Z \otimes V)$ instead of $\text{Hom}_{\mathcal{C}}(\mathbf{1}, F(Z) \otimes V)$.

Theorem 2.7. *Let \mathcal{C} be a spherical fusion category.*

- (1) *For any $Z \in \text{Obj } Z(\mathcal{C})$, the functor $\langle \rangle_Z$ has a natural structure of a trace-like functor.*
- (2) *Conversely, every trace-like functor is isomorphic to a functor of the form (2.2).*

In other words, the category of trace-like functors is equivalent to $Z(\mathcal{C})$.

Proof. Let $Z \in \text{Obj}(Z(\mathcal{C}))$. Define isomorphisms $\langle X \otimes Y \rangle_Z \rightarrow \langle Y \otimes X \rangle_Z$ as the composition

$$\langle Z \otimes X \otimes Y \rangle \rightarrow \langle Y \otimes Z \otimes X \rangle \rightarrow \langle Z \otimes Y \otimes X \rangle$$

where the first arrow is the cyclic isomorphism (1.3), and the second arrow comes from the inverse of isomorphism $\varphi: Z \otimes Y \rightarrow Y \otimes Z$, which is part of the data of an object of $Z(\mathcal{C})$.

It is easy to check that all compatibility relations are satisfied.

Conversely, let T be a trace-like functor. Since \mathcal{C} is semisimple with finitely many simple objects, T must be representable in the form

$$T(V) = \langle Z \otimes V \rangle$$

for some $Z \in \text{Obj } \mathcal{C}$. Functorial morphisms $\alpha_{X,Y}$ give isomorphisms

$$\langle Z \otimes X \otimes Y \rangle \rightarrow \langle Z \otimes Y \otimes X \rangle = \langle X \otimes Z \otimes Y \rangle$$

which therefore must come from a functorial isomorphism $\varphi_Z: Z \otimes X \rightarrow X \otimes Z$. The same arguments as before show that conditions on α given in definition of

trace-like functor imply the compatibility conditions on φ required in the definition of the Drinfeld center. \square

3. POLYTOPE DECOMPOSITIONS

It will be convenient to rewrite the definition of Turaev–Viro (TV) invariants using not just triangulations, but more general cellular decompositions. In this section we give precise definitions of these decompositions.

In what follows, the word “manifold” denotes a compact, oriented, piecewise-linear (PL) manifold; unless otherwise specified, we assume that it has no boundary. Note that in dimensions 2 and 3, the category of PL manifolds is equivalent to the category of topological manifolds. For an oriented manifold M , we will denote by \overline{M} the same manifold with opposite orientation, and by ∂M , the boundary of M with induced orientation.

Instead of triangulated manifolds as in [BW1996], we prefer to consider more general cellular decompositions, allowing individual cells to be arbitrary polytopes (rather than just simplices); moreover, we will allow the attaching maps to identify some of the boundary points, for example gluing polytopes so that some of the vertices coincide. On the other hand, we do not want to consider arbitrary cell decompositions (as is done, say, in [Oec2005]), since it would make describing the elementary moves between two such decompositions more complicated. The following definition is the compromise; for lack of a better word, we will call such decompositions *polytope decompositions*.

Recall that a cellular decomposition of a manifold M is a collection of inclusion maps $B^d \rightarrow M$, where B^d is the (open) d -dimensional ball, satisfying certain conditions. Equivalently, we can replace d -dimensional balls with d -dimensional cubes $I^d = (0, 1)^d$. For a PL manifold, we will call such a cellular decomposition a PL decomposition if each inclusion map $(0, 1)^d \rightarrow M$ is a PL map. In particular, every triangulation of a PL manifold gives such a cellular decomposition (each d -dimensional simplex is PL homeomorphic to a d -dimensional cube).

We will call a cell *regular* if the corresponding map $(0, 1)^d \rightarrow M$ extends to a map of the closed cube $[0, 1]^d \rightarrow M$ which is a homeomorphism onto its image.

Definition 3.1. A polytope decomposition of a 2- or 3-dimensional PL manifold M (possibly with boundary) is a cellular decomposition which can be obtained from a triangulation by a sequence of moves M1—M3 below (for $\dim M = 2$, only moves M1, M2).

M1: removing a vertex: Let v be a vertex which has a neighborhood whose intersection with the 2-skeleton is homeomorphic to the “open book” shown below with $k \geq 1$ leaves; moreover, assume that all leaves in the figure are distinct 2-cells and the two 1-cells are also distinct (i.e., not two ends of the same edge). Then move M1 removes vertex v and replaces two 1-cells adjacent to it with a single 1-cell.

M2: removing an edge: Let e be a 1-cell which is regular and which is adjacent to exactly two distinct 2-cells c_1, c_2 as shown in the figure below. Then the move M2 removes the edge e and replaces the cells c_1, c_2 with a single cell c .

M3: removing a 2-cell: Let c be a 2-cell which is regular and which is adjacent to exactly two distinct 3-cells F_1, F_2 as shown in the figure below.

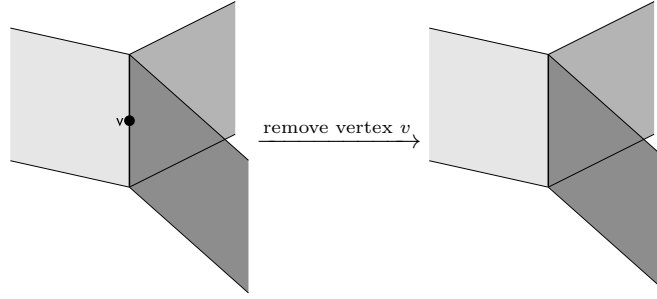


FIGURE 6. Move M1

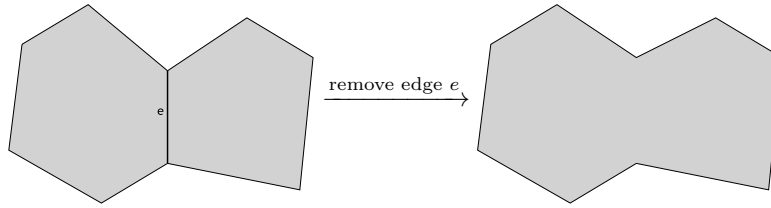


FIGURE 7. Move M2

Then the move M2 removes the 2-cell c and replaces the cells F_1, F_2 with a single cell F .

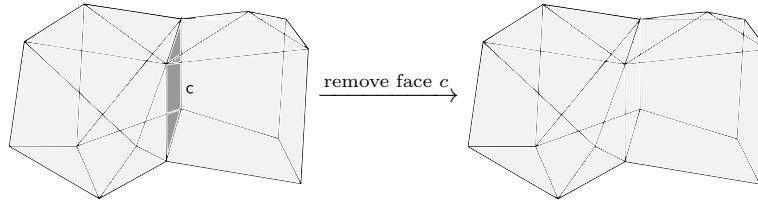


FIGURE 8. Move M3

A 2 or 3-dimensional PL manifold M with boundary together with a choice of polytope decomposition will be called a *combinatorial manifold*; for $\dim M = 2$, we will also use the term “combinatorial surface”. We will use script letters to denote combinatorial manifolds and Roman letters for underlying PL manifolds.

Note that the extension of the inclusion maps $(0, 1)^d \rightarrow M$ to the boundary does not have to be injective.

If F is an oriented d -dimensional cell of a combinatorial manifold \mathcal{M} (i.e., a pair consisting of a cell and its orientation), we can define its boundary ∂F in the obvious way, as a formal union of oriented $(d - 1)$ -dimensional cells. Note that ∂F can contain the same (unoriented) cell C more than once: for example, one could have $\partial F = \cdots \cup C \cup \overline{C} \cdots$.

Lemma 3.2. *If M is a combinatorial manifold of dimension d with boundary, then*

$$\bigcup_F \partial F = \left(\bigcup_{C \in \partial M} C \right) \cup \left(\bigcup_{c_{in}} c'_{in} \cup c''_{in} \right)$$

where F runs over the set of d -cells of M (each taken with induced orientation), C runs over the set of $(d-1)$ -cells of ∂M (each taken with induced orientation), and c_{in} runs over the set of (unoriented) $(d-1)$ -cells in the interior of M , with c', c'' denoting two possible orientations of c (so that $\overline{c'} = c''$).

The main result of this section is the following theorem.

Theorem 3.3. *Let M be a PL 2- or 3-manifold without boundary. Then any two polytope decompositions of M can be obtained from each other by a finite sequence of moves M1–M3 and their inverses (if $\dim M = 2$, only moves M1, M2 and their inverses).*

Proof. It is immediate from the definition that it suffices to prove that any two triangulations can be obtained one from another by a sequence of moves M1–M3 and their inverses. On the other hand, since it is known that any two triangulations are related by a sequence of Pachner bistellar moves [Pac1987], it suffices to show that each Pachner bistellar move can be presented as a sequence of moves M1–M3 and their inverses. For $\dim M = 2$, this is left as an easy exercise to the reader; for $\dim M = 3$, this is shown in Figure 9, Figure 10.

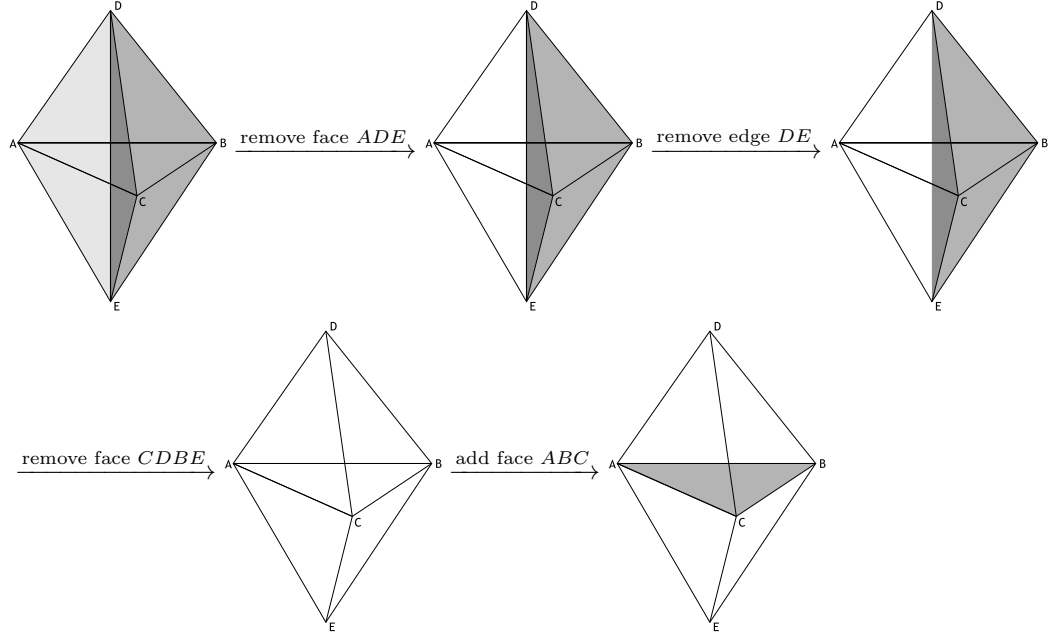


FIGURE 9. Pachner 3-2 move as composition of elementary moves

□

This can be generalized to manifolds with boundary.

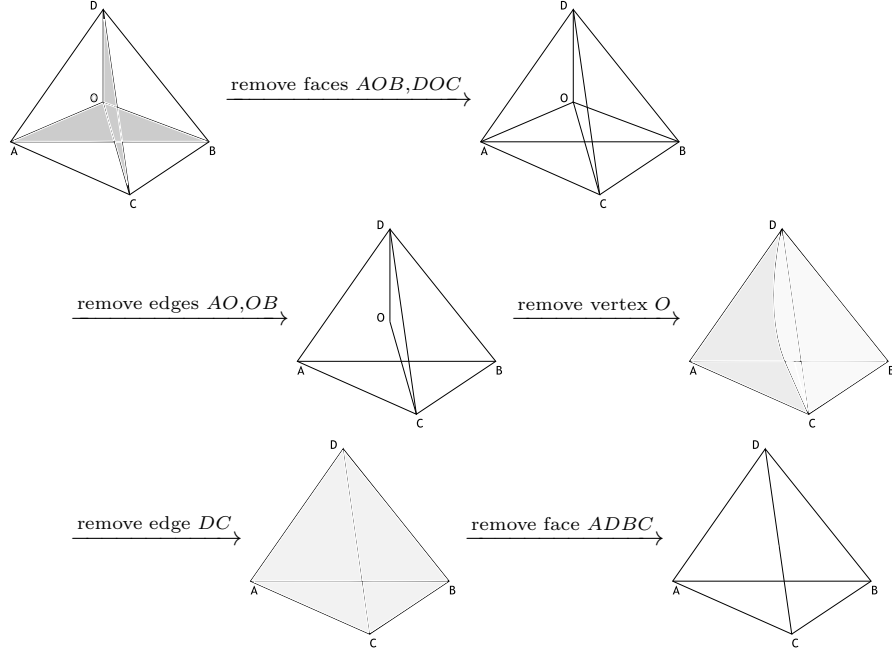


FIGURE 10. Pachner 4-1 move as composition of elementary moves

Theorem 3.4. *Let M be a PL 2- or 3-manifold with boundary and let \mathcal{N} be a polytope decomposition of ∂M . Then*

- (1) \mathcal{N} can be extended to a polytope decomposition \mathcal{M} of M .
- (2) Any two polytope decompositions $\mathcal{M}_1, \mathcal{M}_2$ of M which coincide with \mathcal{N} on ∂M can be obtained from each other by a finite sequence of moves M1–M3 and their inverses which do not change the polytope decomposition of ∂M .

Proof. The theorem immediately follows from the following two lemmas.

Lemma 3.5. *If \mathcal{N} is a triangulation, then the statement of the theorem holds.*

Lemma 3.6. *If \mathcal{N} is obtained from another polytope decomposition \mathcal{N}' of ∂M by a move M1, M2 (only M1 if $\dim M = 2$), and the statement of the theorem holds for \mathcal{N}' , then the statement of the theorem holds for \mathcal{N} .*

Proof of Lemma 3.5. Follows from the relative version of Pachner moves [Cas1995]. \square

Proof of Lemma 3.6. We will do the proof in the case when $\dim M = 3$ and \mathcal{N} is obtained from \mathcal{N}' by erasing an edge e separating two cells c_1, c_2 . The proof in other cases is similar and left to the reader.

Let \mathcal{M}' be a polytope decomposition of the M which agrees with \mathcal{N}' on ∂M ; by assumption such a decomposition exists. Denote $c = c_1 \cup e \cup c_2$. Let us glue to \mathcal{M}' another copy of 2-cell c along the boundary of $c_1 \cup e \cup c_2$ and a 3-cell F filling the space between $c_1 \cup e \cup c_2$ and c as shown in Figure 11

This gives a new manifold \tilde{M} which is obviously homeomorphic to M , together with a polytope decomposition $\tilde{\mathcal{M}}$ such that its restriction to the boundary is \mathcal{N} .

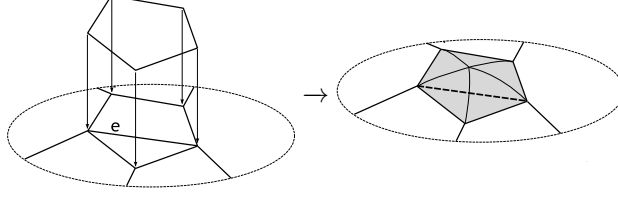


FIGURE 11. Proof of Lemma 3.6

This proves existence of extension. Moreover, it is immediate from the assumption on \mathcal{N}' that any two polytope decompositions $\tilde{\mathcal{M}}_1, \tilde{\mathcal{M}}_2$ obtained in this way from polytope decomposition $\mathcal{M}'_1, \mathcal{M}'_2$ extending \mathcal{N}' can be obtained from each other by a sequence of moves M1, M2 and their inverses which do not change decomposition of ∂M .

To prove the second part, let $\mathcal{M}_1, \mathcal{M}_2$ be two polytope decompositions which coincide with \mathcal{N} on ∂M . Let us add 2-cells c_1, c_2 and an edge e to to each of these decomposition as shown in Figure 12; this gives new decompositions $\tilde{\mathcal{M}}_1, \tilde{\mathcal{M}}_2$ which are of the form discussed above and thus can be obtained from each other by a sequence of moves M1, M2 and their inverses which do not change decomposition of ∂M .

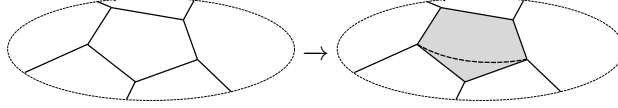


FIGURE 12. Proof of Lemma 3.6

□

□

Finally, we will need a slight generalization of this result.

Theorem 3.7. *Let M be a 3-manifold with boundary and let $X \subset \partial M$ be a subset homeomorphic to a 2-manifold with boundary. Let \mathcal{N} be a polytope decomposition of a X . Then*

- (1) \mathcal{N} can be extended to a polytope decomposition \mathcal{M} of M
- (2) Any two polytope decompositions $\mathcal{M}_1, \mathcal{M}_2$ of M which coincide with \mathcal{N} on X can be obtained from each other by a finite sequence of moves M1–M3 and their inverses which do not change the polytope decomposition of X .

A proof is similar to the proof of the previous theorem; details are left to the reader.

4. TV INVARIANTS FROM POLYTOPE DECOMPOSITIONS

In this section, we recall the definition of Turaev–Viro (TV) invariants of 3-manifolds. Our exposition essentially follows the approach of Barrett and Westbury [BW1996]; however, instead of triangulations we use more general polytope decompositions as defined in the previous section.

Let \mathcal{C} be a spherical fusion category as in Section 1, and \mathcal{M} — a combinatorial 3-manifold. We denote by E the set of oriented edges (1-cells) of \mathcal{M} . Note that each 1-cell of \mathcal{M} gives rise to two oriented edges, with opposite orientations.

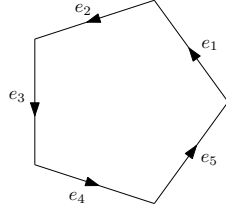
Definition 4.1. An *labeling* of \mathcal{M} is a map $l: E \rightarrow \text{Obj } \mathcal{C}$ which assigns to every oriented edge e of \mathcal{M} an object $l(e) \in \text{Obj } \mathcal{C}$ such that $l(\bar{e}) = l(e)^*$. A labeling is called simple if for every edge, $l(e)$ is simple.

Two labelings are called equivalent if $l_1(e) \simeq l_2(e)$ for every e .

Given a combinatorial 3-manifold \mathcal{M} and a labeling l , we define, for every oriented 2-cell C , the state space

$$(4.1) \quad H(C, l) = \langle l(e_1), l(e_2), \dots, l(e_n) \rangle, \quad \partial C = e_1 \cup e_2 \cdots \cup e_n$$

where the edges e_1, \dots, e_n are taken in the counterclockwise order on ∂C as shown in Figure 13.



$$H(C, l) = \langle l(e_1), l(e_2), \dots, l(e_n) \rangle$$

FIGURE 13. Defining the state space for a 2-cell

Note that by (1.3), up to a canonical isomorphism, the state space only depends on the cyclic order of e_1, \dots, e_n (which is defined by C) and does not depend on the choice of the starting point.

If \mathcal{N} is an oriented 2-dimensional combinatorial manifold, we define the state space

$$H(\mathcal{N}, l) = \bigotimes_C H(C, l)$$

where the product is over all 2-cells C , each taken with orientation induced from orientation of \mathcal{N} .

Finally, we define

$$(4.2) \quad H(\mathcal{N}) = \bigoplus_l H(\mathcal{N}, l),$$

where the sum is over all simple labelings up to equivalence.

In the case when \mathcal{N} is a triangulated surface, this definition coincides with the one in [BW1996].

Note that it is immediate from (1.7) that we have canonical isomorphism

$$(4.3) \quad H(\overline{\mathcal{N}}) = H(\mathcal{N})^*.$$

Next, we define the TV invariant of 3-manifolds. Let \mathcal{M} be a combinatorial 3-manifold with boundary. Fix a labeling l of edges of \mathcal{M} . Then every 3-cell F defines a vector

$$Z(F, l) \in H(\partial F, l)$$

defined as follows. Recall that F is an inclusion $F: (0, 1)^3 \rightarrow M$. The pullback of the polytope decomposition of \mathcal{M} gives a polytope decomposition of $\partial(0, 1)^3 \simeq S^2$. Consider the dual graph Γ of this decomposition and choose an orientation for every edge (arbitrarily). Then labeling l of \mathcal{M} defines a labeling of edges of this dual graph as shown below. Moreover, choose, for every face $C \in \partial F$, an element $v_C \in H(C, l)^* = \langle l(e_n)^*, \dots, l(e_1)^* \rangle$. Then this collection of morphisms defines a coloring of vertices of Γ , as illustrated in Figure 14.

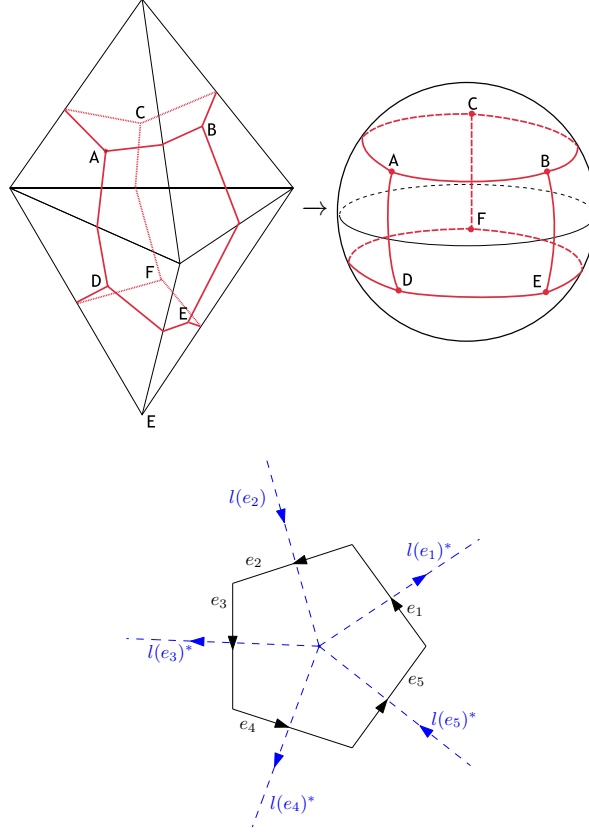


FIGURE 14. The dual graph on the boundary of a 3-cell and its coloring

By Theorem 1.2, we get an invariant $Z_{RT}(\Gamma) \in \mathbf{k}$. We define $Z(F, l) \in \otimes_C H(C, l)$ by

$$(4.4) \quad (Z(F, l), \otimes v_C) = Z_{RT}(\Gamma).$$

Again, if F is a tetrahedron, then this coincides with the definition in [BW1996]; if \mathcal{C} is the category of representations of quantum \mathfrak{sl}_2 , these numbers are the $6j$ -symbols.

We can now give a definition of the TV invariants of combinatorial 3-manifolds.

Definition 4.2. Let \mathcal{M} be a combinatorial 3-manifold with boundary and \mathcal{C} – a spherical category. Then for any coloring l , define a vector

$$Z_{TV}(\mathcal{M}, l) \in H(\partial\mathcal{M}, l)$$

by

$$Z_{TV}(\mathcal{M}, l) = \text{ev} \left(\bigotimes_F Z(F, l) \right)$$

where

- F runs over all 3-cells in M , each taken with the induced orientation, so that

$$\bigotimes_F Z(F, l) \in \bigotimes_F H(\partial F, l) = H(\partial\mathcal{M}, l) \otimes \bigotimes_c H(c', l) \otimes H(c'', l)$$

(compare with Lemma 3.2)

- c runs over all unoriented 2-cells in the interior of M , c', c'' are the two orientations of such a cell, so that $c' = \overline{c''}$.
- ev is the tensor product over all c of evaluation maps $H(c', l) \otimes H(c'', l) = H(c', l) \otimes H(c', l)^* \rightarrow \mathbf{k}$

Finally, we define

$$Z_{TV}(\mathcal{M}) = \mathcal{D}^{-2v(\mathcal{M})} \sum_l \left(Z_{TV}(\mathcal{M}, l) \prod_e d_{l(e)}^{n_e} \right)$$

where

- the sum is taken over all equivalence classes of simple labelings of \mathcal{M} ,
- e runs over the set of all (unoriented) edges of \mathcal{M}
- \mathcal{D} is the dimension of the category \mathcal{C} (see (1.1)), and

$$v(\mathcal{M}) = \text{number of internal vertices of } \mathcal{M} + \frac{1}{2}(\text{number of vertices on } \partial\mathcal{M})$$

- $d_{l(e)}$ is the categorical dimension of $l(e)$ and

$$n_e = \begin{cases} 1, & e \text{ is an internal edge} \\ \frac{1}{2}, & e \in \partial\mathcal{M} \end{cases}$$

It is easy to see that in the special case of triangulated manifold, this coincides with the construction in [BW1996].

Theorem 4.3. *If M is a PL manifold without boundary, then the number $Z_{TV}(M) \in \mathbf{k}$ defined in Definition 4.2 does not depend on the choice of polytope decomposition of M : for any two choices of polytope decomposition, the resulting invariants are equal.*

The proof of this theorem will be given in Section 5.

These invariants can be extended to a TQFT. Namely, let \mathcal{M} be a combinatorial 3-cobordism between two 2-dimensional combinatorial manifolds $\mathcal{N}_1, \mathcal{N}_2$, i.e a combinatorial manifold \mathcal{M} with boundary such that $\partial\mathcal{M} = \overline{\mathcal{N}_1} \sqcup \mathcal{N}_2$ (note that the combinatorial structure on M automatically defines a combinatorial structure on

∂M). Then $H(\partial M) = H(\mathcal{N}_1)^* \otimes H(\mathcal{N}_2) = \text{Hom}_{\mathbf{k}}(H(\mathcal{N}_1), H(\mathcal{N}_2))$, so Definition 4.2 defines an element $Z(\mathcal{M}) \in \text{Hom}_{\mathbf{k}}(H(\mathcal{N}_1), H(\mathcal{N}_2))$, i.e. a linear operator

$$Z(\mathcal{M}): H(\mathcal{N}_1) \rightarrow H(\mathcal{N}_2).$$

Theorem 4.4.

- (1) *So defined invariant satisfies the gluing axiom: if \mathcal{M} is a combinatorial 3-manifold with boundary $\partial \mathcal{M} = \mathcal{N}_0 \cup \mathcal{N} \cup \overline{\mathcal{N}}$, and \mathcal{M}' is the manifold obtained by identifying boundary components $\mathcal{N}, \overline{\mathcal{N}}$ of $\partial \mathcal{M}$ with the obvious cell decomposition, then we have*

$$Z_{TV}(\mathcal{M}') = \text{ev}_{H(\mathcal{N})} Z_{TV}(\mathcal{M}) = \sum_{\alpha} (Z_{TV}(\mathcal{M}), \varphi_{\alpha} \otimes \varphi^{\alpha}),$$

where ev is the evaluation map $H(\mathcal{N}) \otimes H(\overline{\mathcal{N}}) \rightarrow \mathbf{k}$, and $\varphi_{\alpha} \in H(\mathcal{N})$, $\varphi^{\alpha} \in H(\overline{\mathcal{N}})$ are dual bases.

- (2) *If a M is a 3-manifold with boundary, and $\mathcal{M}', \mathcal{M}''$ are two polytope decompositions of M which agree on the boundary, then $Z(\mathcal{M}') = Z(\mathcal{M}'') \in H(\partial M') = H(\partial M'')$.*
- (3) *For a combinatorial 2-manifold \mathcal{N} , define $A: H(\mathcal{N}) \rightarrow H(\mathcal{N})$ by*

$$(4.5) \quad A = Z_{TV}(\mathcal{N} \times I)$$

Then A is a projector: $A^2 = A$.

- (4) *For a combinatorial 2-manifold \mathcal{N} , define the vector space*

$$(4.6) \quad Z_{TV}(\mathcal{N}) = \text{Im}(A: H(\mathcal{N}) \rightarrow H(\mathcal{N}))$$

where A is the projector (4.5). Then the space $Z_{RT}(N)$ is an invariant of PL manifolds: if $\mathcal{N}', \mathcal{N}''$ are two different polytope decompositions of the same PL manifold N , then one has a canonical isomorphism $Z(\mathcal{N}') \simeq Z(\mathcal{N}'')$.

- (5) *The assignments $N \mapsto Z_{TV}(N)$, $M \mapsto Z_{TV}(M)$ give a functor from the category of PL 3-cobordisms to the category of finite-dimensional vector spaces and thus define a $2+1$ -dimensional TQFT.*

Proof. Part (1) is immediate from the definition.

Part (2) will be proved in Section 5.

To prove part (3), note that gluing of two cylinders again gives a cylinder, so (3) follows from (2).

To prove (4), let $\mathcal{N}', \mathcal{N}''$ be two different polytope decompositions of N . Consider the cylinder $C = N \times I$ and choose a polytope decomposition of C which agrees with \mathcal{N}' on $N \times \{0\}$ and agrees with \mathcal{N}'' on $N \times \{1\}$ (existence of such a decomposition follows from Theorem 3.4). Consider the corresponding operator $F_1 = Z(C): H(\mathcal{N}') \rightarrow H(\mathcal{N}'')$. In a similar way, define an operator $F_2: H(\mathcal{N}'') \rightarrow H(\mathcal{N}')$. Then it follows from (2) that $F_1 F_2 = A_{H(\mathcal{N}'')}$, and $F_2 F_1 = A_{H(\mathcal{N}')}$. Thus, F_1, F_2 give rise to mutually inverse isomorphisms $Z_{TV}(\mathcal{N}') \rightarrow Z_{TV}(\mathcal{N}'')$.

Part (5) follows immediately from (1)–(4). □

Note that in the PL category, gluing along a boundary component is well defined: result of gluing has a canonical PL structure (unlike the smooth category).

Example 4.5. Let G be a finite group and $\mathcal{C} = \mathcal{V}ec^G$ — the category of G -graded vector spaces, with obvious tensor structure. Then a simple labeling is just labeling of edges of \mathcal{M} with elements of the group G , and for a 2-cell C , we have

$$H(C, l) = \begin{cases} \mathbf{k}, & \prod_{\partial C} l(e) = 1 \\ 0, & \text{otherwise} \end{cases}$$

Thus, we see that in this case the state space $H(N)$ is the space of flat G —connections (which depends on the choice of polytope decomposition!). It is well-known that in this case the projector $A = Z_{TV}(\Sigma \times I)$ is the operator of averaging over the action of the gauge group $G^{v(N)}$ and thus the space $Z(N)$ is the space of gauge equivalence classes of G —connections.

Example 4.6. We verify $Z_{TV}(S^2) = \mathbf{k}$ as is required by the definition of a TQFT. We pick the polytope decomposition of S^2 consisting of one vertex, one edge and two faces as shown in Figure 15. Using the fact that for X_i, X_j simple $\text{Hom}(X_i, X_j) =$

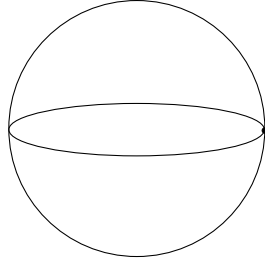


FIGURE 15. The polytope decomposition of S^2

$\delta_{ij}\mathbf{k}$, it is easy to see that $H(S^2) = \bigoplus_i \langle X_i \rangle \otimes \langle X_i^* \rangle = \mathbf{k}$. It remains to show that $A: H(S^2) \rightarrow H(S^2)$ is the identity map or equivalently, the induced map $H(S^2) \otimes H(S^2)^* \rightarrow \mathbf{k}$ equals the canonical pairing defined in Section 1. Consider the cylinder $S^2 \times I$ with cell decomposition as in Figure 16. Note that both boundary edges must be labeled by $\mathbf{1}$. The computation is then straightforward. See Figure 17.

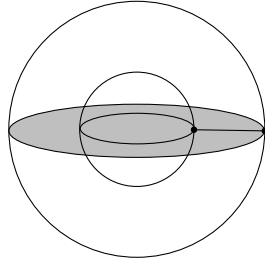


FIGURE 16. The cylinder over S^2

The first equality follows from the normalization of the pairing. The other two equalities are obvious.

$$\begin{aligned}
\frac{1}{\mathcal{D}} \sum_{\beta} d_{\beta} & \quad \cdot \quad \frac{1}{\mathcal{D}^2} \sum_{\beta} d_{\beta}^2 = 1 \\
& \quad \cdot \quad \frac{1}{\mathcal{D}^2} \sum_{\beta} d_{\beta}^2 = 1
\end{aligned}$$

FIGURE 17. Proof that $Z(S^2 \times I) = \text{id}$

5. PROOF OF INDEPENDENCE OF POLYTOPE DECOMPOSITION

In this section, we give proofs of Theorem 4.3, Theorem 4.4, i.e. prove that TV invariants are independent of the choice of polytope decomposition. The proof is based on Theorem 3.3, Theorem 3.4, which state that any two decompositions can be obtained from one another by a sequence of moves M1–M3 and their inverses.

First, we fix some notation. Unless otherwise stated, we denote simple objects in \mathcal{C} by X_i, X_j, \dots and arbitrary objects by A, B, \dots . We let $N_1^{i_1 \dots i_k} = \dim(\langle X_{i_1}, \dots, X_{i_k} \rangle)$.

We will now show that the TV state sum is invariant under M1–M3.

Invariance under M1. First we consider move M1. Note that by applying M2 and M3, we can transform an open book with any number of pages to one with only one page (see Figure 18). Thus, it suffices to prove invariance under M1 in this

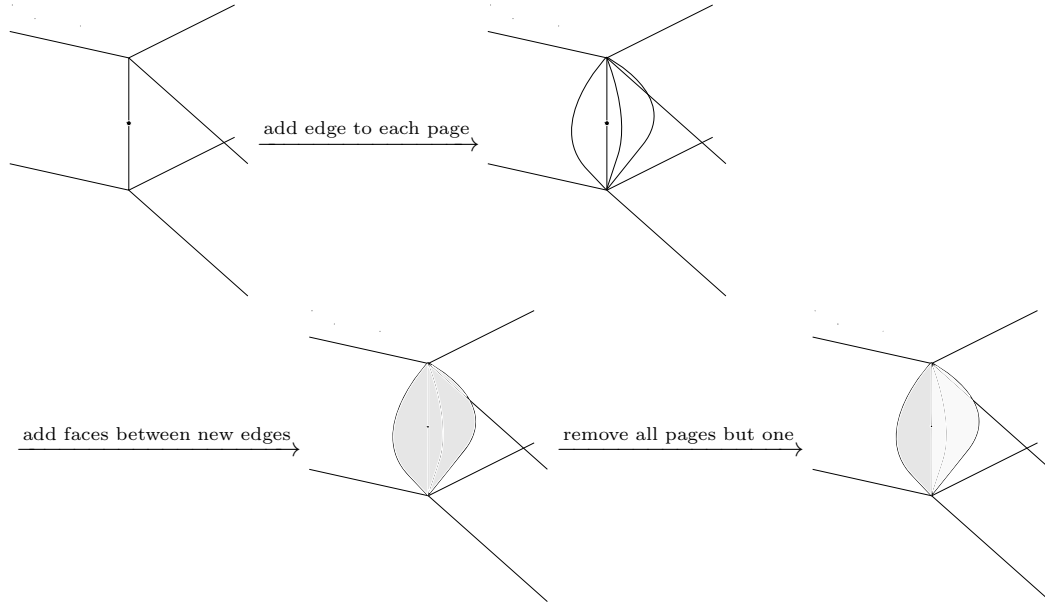


FIGURE 18. Decomposing an open book into a single page book

special case. Drawing the dual graph in the vicinity of the vertex, invariance under M1 is equivalent to the equality of the left and right sides of Figure 19. Note the normalizing factor $\frac{1}{\mathcal{D}^2}$ which comes from the fact that we are removing a vertex. We prove this by showing that both sides are equal to the diagram in the

$$\frac{1}{\mathcal{D}^2} \sum_{i,j,\alpha} d_i d_j \begin{array}{c} A \\ \swarrow \quad \searrow \\ \phi_\alpha \end{array} \begin{array}{c} X_i \quad X_j \\ \swarrow \quad \searrow \\ \phi_\alpha \end{array} \begin{array}{c} A^* \\ \swarrow \quad \searrow \\ \phi_\alpha \end{array} = \begin{array}{c} A \quad A^* \\ \swarrow \quad \searrow \end{array} = \sum_{k,\alpha} d_k \begin{array}{c} A \\ \swarrow \quad \searrow \\ \phi_\alpha \end{array} \begin{array}{c} X_k \\ \swarrow \quad \searrow \\ \phi_\alpha \end{array} \begin{array}{c} A^* \\ \swarrow \quad \searrow \\ \phi_\alpha \end{array}$$

FIGURE 19.

center. We will show these equalities for A simple. The general result follows from the semisimplicity of \mathcal{C} .

Equality of the diagrams in the center and in the right hand side is exactly the statement of Lemma 1.1.

To prove equality of the diagram on the left with the one in the center, note that for simple A they must be equal up a factor. Taking the trace of the left hand side, we get

$$\frac{1}{\mathcal{D}^2} \sum_{i,j} d_i d_j N_1^{Aij} = \frac{1}{\mathcal{D}^2} \sum_{i,j} N_{j^*}^{Ai} d_i d_j = \frac{1}{\mathcal{D}^2} \sum_j \left(\sum_i N_{j^*}^{Ai} d_i \right) d_j = \frac{1}{\mathcal{D}^2} \sum_j (d_A d_j) d_j = d_A,$$

which equals the trace of the diagram in the center.

Invariance under M2. The invariance under M2 is seen as follows. By definition, the edge being removed is incident to exactly two faces c_1, c_2 . Each face bounds the same two 3-cells F_1, F_2 . In Figure 20, we draw the dual graphs. In each of the summands we have two graphs corresponding to cells F_1, F_2 , separated by a dot. The equality follows immediately from the compatibility of composition with duality (Lemma 1.1).

$$\sum_{i,\alpha,\beta} d_i \begin{array}{c} A \\ \swarrow \quad \searrow \\ \phi_\alpha \end{array} \begin{array}{c} X_i \\ \swarrow \quad \searrow \\ \psi_\beta \end{array} \begin{array}{c} B \\ \swarrow \quad \searrow \\ \psi_\beta \end{array} \cdot \begin{array}{c} B^* \\ \swarrow \quad \searrow \\ \psi_\beta \end{array} \begin{array}{c} X_i^* \\ \swarrow \quad \searrow \\ \phi_\alpha \end{array} \begin{array}{c} A^* \\ \swarrow \quad \searrow \\ \phi_\alpha \end{array} = \sum_{\alpha,\beta} \begin{array}{c} A \\ \swarrow \quad \searrow \\ d_i \phi_\alpha \circ \psi_\beta \end{array} \begin{array}{c} B \\ \swarrow \quad \searrow \\ \psi_\beta \end{array} \cdot \begin{array}{c} B^* \\ \swarrow \quad \searrow \\ \psi_\beta \end{array} \begin{array}{c} X_i^* \\ \swarrow \quad \searrow \\ \psi_\beta \end{array} \begin{array}{c} A^* \\ \swarrow \quad \searrow \\ \psi_\beta \end{array} \begin{array}{c} A^* \\ \swarrow \quad \searrow \\ \psi_\beta \end{array}$$

FIGURE 20.

Invariance under M3. Finally, we consider M3. As before, we assume that A is a simple object. We depict this move in Figure 21.

The RHS of the figure represents the state sum locally before removal of the 2-cell, and the LHS, after. We proceed from left to right for simplicity. Note, it is crucial here that the 3-cells be distinct. The first equality follows from Lemma 1.1. The second one holds since the two sides of the 3-cell are separated, so each side can be viewed as a morphism in $\text{Hom}(\mathbf{1}, X_i)$, which is zero unless $X_i = \mathbf{1}$. The final equality is obvious.

$$\begin{aligned}
\text{Cup}(A, A^*) &= \sum_{i, \alpha} d_i \text{Cup}(A, A^*) \text{ with } \varphi_\alpha \text{ boxes and } X_i \text{ line} \\
&= \sum_{\alpha} \text{Cup}(A, A^*) \text{ with } \varphi_\alpha \text{ boxes and } 1 \text{ line} \\
&= \sum_{\alpha} \text{Cup}(A, A^*) \text{ with two separate } \varphi_\alpha \text{ boxes}
\end{aligned}$$

FIGURE 21.

6. SURFACES WITH BOUNDARY

In this section we extend the definition of TV TQFT to surfaces with boundary (and 3-manifolds with corners). Recall that according to general ideas of extended field theory (see [Lur]), an extended 3d TQFT should assign to a closed 1-manifold a 2-vector space, or an abelian category, and to a 2-cobordism between two 1-manifolds, a functor between corresponding categories (which in the special case of cobordism between two empty 1-manifolds gives a functor $\mathcal{V}ec \rightarrow \mathcal{V}ec$, i.e. a vector space). In this section we show that the extension of TV TQFT to 1-manifolds assigns to a circle S^1 the category $Z(\mathcal{C})$ —the Drinfeld center of the original spherical category \mathcal{C} . This result was proved by Turaev in the special case when the original category \mathcal{C} is ribbon (see [Tur1994]); the general case has remained a conjecture.

For technical reasons, it is more convenient to replace surfaces with boundaries by surfaces with embedded disks. These two notions give equivalent theories: given a surface with boundary, we can glue a disk to every boundary circle and get a surface with embedded disks; conversely, given a surface with embedded disks, one can remove the disks to get a surface with boundary. Moreover, in order to accommodate real-life examples, we need to consider framing. This leads to the following definition.

We denote

$$D^2 = [0, 1] \times [0, 1]$$

and will call it *the standard disk* (it is, of course, a square, but this is what a disk looks like in PL setting). We will also the marked point P_0 on the boundary of D^2

$$P_0 = (0, 1) \in \partial D^2$$

Definition 6.1. A framed embedded disk D in a PL surface N is the image of a PL map

$$\varphi: D^2 \rightarrow N$$

which is a homeomorphism with the image, together with the point $P = \varphi(P_0) \subset \partial D$.

An *extended surface* is a PL surface N together with a finite collection of disjoint framed embedded disks (see Figure 22). We will denote the set of embedded disks by $D(N)$.

A *coloring* of an extended surface is a choice of an object $Y_\alpha \in \text{Obj } Z(\mathcal{C})$ for every embedded disk D_α .

Next, we can define cobordisms between such surfaces. As usual, such a cobordism will be a 3-manifold with boundary together with some “tubes” inside which connect the embedded disks on the boundary of M . The following gives a precise definition in the PL category.

Definition 6.2. Let M be a PL 3-manifold with boundary.

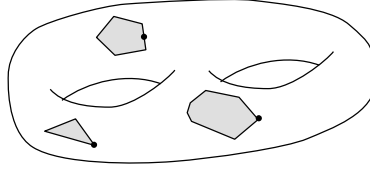


FIGURE 22. Extended surface

An open *embedded tube* $T \subset M$ is the image of a PL map

$$\varphi: [0, 1] \times D^2 \rightarrow M$$

which satisfies the conditions below, together with the oriented arc $\gamma = \varphi([0, 1] \times \{P_0\})$ (which we will call the *longitude*).

The map φ should satisfy:

- (1) φ is a homeomorphism onto its image
- (2) $T \cap \partial M = \varphi(\{0\} \times D^2) \cup \varphi(\{1\} \times D^2)$

We will call the disks $B_0 = \varphi(\{0\} \times D^2)$ and $B_1 = \varphi(\{1\} \times D^2)$ the *bottom* and *top* disks of the tube.

A closed embedded tube $T \subset M$ is the image of a PL map

$$\varphi: S^1 \times D^2 \rightarrow M$$

which satisfies the conditions below, together with the oriented arc $\gamma = \varphi([0, 1] \times \{P_0\})$ (the *longitude*) and the disk $B = \varphi(\{0\} \times D^2) \subset T$.

The map φ should satisfy:

- (1) φ is a homeomorphism onto its image
- (2) $T \cap \partial M = \emptyset$

The longitude γ determines the framing of the tube; the disk B is convenient for technical reasons; later we will get rid of it.

Definition 6.3. An extended 3-manifold M is an oriented PL 3-manifold with boundary together with a finite collection of disjoint framed tubes $T_i \subset M$. We denote the set of tubes of M by $T(M)$.

A coloring of an extended 3-manifold M is a choice of an object $Y_\alpha \in \text{Obj } Z(\mathcal{C})$ for every tube T_α .

Note that if M is an extended 3-manifold, then its boundary ∂M has a natural structure of an extended surface: the embedded disks are the bottom and top disks of the open tubes, and the marked points on the boundary of embedded disks are the endpoints of the longitude arcs γ_α , where α runs over the set of all open tubes in M . Moreover, a coloring of M defines a coloring of ∂M : if an open tube T_α is colored with $Y_\alpha \in \text{Obj } Z(\mathcal{C})$, we color the embedded disk $\varphi_\alpha(\{1\} \times D^2)$ with Y_α and the embedded disk $\varphi_\alpha(\{0\} \times D^2)$ with Y_α^* .

Our main goal will be extending the TV invariants to such extended surfaces and cobordisms. Namely, we will

- (1) Define, for every colored extended surface N , the space $Z_{TV}(N, \{Y_\alpha\})$ which
 - functorially depends on colors Y_α
 - is functorial under homeomorphisms of extended surfaces
 - has natural isomorphisms $Z_{TV}(\bar{N}, \{Y_\alpha^*\}) = Z_{TV}(N, \{Y_\alpha\})^*$
 - satisfies the gluing axiom for surfaces

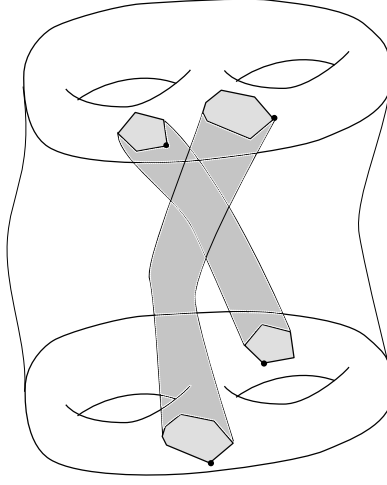


FIGURE 23. Extended 3-manifold

- (2) Define, for every colored extended 3-manifold M , a vector $Z_{TV}(M) \in Z_{TV}(\partial M)$ (or, equivalently, for any colored extended 3-cobordism M between colored extended surfaces N_1, N_2 , a linear map $Z_{TV}(M): Z_{TV}(N_1) \rightarrow Z_{TV}(N_2)$) so that this satisfies the gluing axiom for extended 3-manifolds.

In the subsequent papers we will show that so defined extended theory actually coincides with the Reshetikhin–Turaev theory for the modular category $Z(\mathcal{C})$:

$$Z_{RT, Z(\mathcal{C})} = Z_{TV, \mathcal{C}}.$$

The construction of the theory proceeds similar to the construction of TV invariants. Namely, we will first define $Z_{TV}(N)$, $Z_{TV}(M)$ for manifolds with a polytope decomposition and then show that the so defined objects are independent of the choice of a polytope decomposition and thus define an invariant of extended manifolds.

7. EXTENDED COMBINATORIAL SURFACES

We begin by generalizing the definition of a polytope decomposition to extended surfaces.

Definition 7.1. A combinatorial extended surface \mathcal{N} is a an extended surface N together with a polytope decomposition such that

- (1) The interior of each embedded disk is one of the 2-cells of the polytope decomposition.
- (2) Each marked point P_α on the boundary of an embedded disk is a vertex (0-cell) of the polytope decomposition.

We can now define the state space for such a surface. Let \mathcal{N} be a combinatorial extended surface, and $Y_\alpha, \alpha \in D(N)$, — a coloring of \mathcal{N} . Let l be a labeling of edges of \mathcal{N} . Then we define the state space

$$H(\mathcal{N}, \{Y_\alpha\}, l) = \bigotimes_C H(C, l)$$

where the product is over all 2-cells of \mathcal{N} (including the embedded disks) and

$$H(C, l) = \begin{cases} \langle Y_\alpha, l(e_1), l(e_2), \dots, l(e_n) \rangle & C = D_\alpha - \text{an embedded disk} \\ \langle l(e_1), l(e_2), \dots, l(e_n) \rangle & C - \text{an ordinary 2-cell of } \mathcal{N} \end{cases}$$

where e_1, e_2, \dots are edges of C traveled counterclockwise; for the embedded disks, we also require that we start with the marked point P_α ; for ordinary 2-cells of \mathcal{N} the choice of starting point is not important.

As usual, we now define

$$(7.1) \quad H(\mathcal{N}, \{Y_\alpha\}) = \bigoplus_l H(\mathcal{N}, \{Y_\alpha\}, l)$$

where the sum is taken over all equivalence classes of simple labellings l of edges of \mathcal{N} .

Note that so defined state space is functorial in Y_α and functorial under homeomorphism of extended surfaces; it is also immediate from the definition that one has a canonical isomorphism

$$H(\overline{\mathcal{N}}, Y_\alpha^*) = H(\mathcal{N}, Y_\alpha)^*.$$

Example 7.2. Let \mathcal{N} be the sphere with n embedded disks and the cell decomposition shown in Figure 24. Then

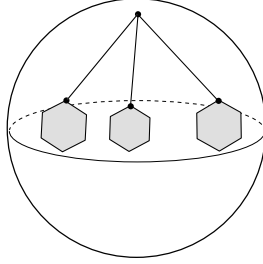


FIGURE 24. n -punctured sphere

$$\begin{aligned} H(\mathcal{N}, Y_1, \dots, Y_n) &= \bigoplus_{X_1, \dots, X_n, U_1, \dots, U_n \in \text{Irr}(\mathcal{C})} \langle X_1, U_1, X_1^*, \dots, X_n, U_n, X_n^* \rangle \otimes \langle U_1^*, Y_1 \rangle \otimes \dots \otimes \langle U_n^*, Y_n \rangle \\ &= \bigoplus_{X_1, \dots, X_n \in \text{Irr}(\mathcal{C})} \langle X_1, Y_1, X_1^*, \dots, X_n, Y_n, X_n^* \rangle. \end{aligned}$$

The first main result of this paper is the gluing axiom for the so defined state space.

Theorem 7.3. *Let \mathcal{N} be a combinatorial extended surface and D_α, D_β — two distinct embedded disks. Let \mathcal{N}' be the extended surface obtained by removing the disks D_α, D_β and connecting the resulting boundary circles with a cylinder with the polytope decomposition consisting of a single 2-cell and a single 1-cell as shown below:*

Thus, the set D' of embedded disks of \mathcal{N}' is $D' = D(\mathcal{N}) \setminus \{\alpha, \beta\}$

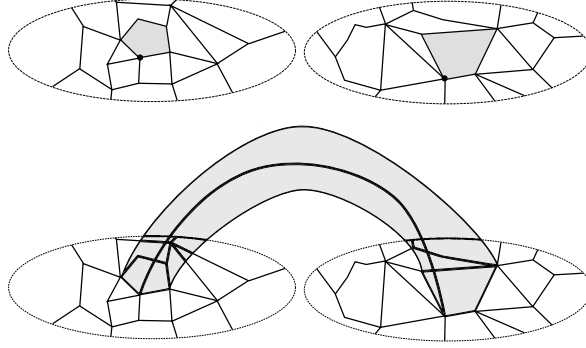


FIGURE 25. Gluing of extended surfaces. To help visualize the cylinder, it is colored light gray.

Then one has a natural isomorphism

$$H(\mathcal{N}', \{Y_\alpha\}_{\alpha \in D'}) = \bigoplus_{Z \in \text{Irr}(Z(C))} H(\mathcal{N}, \{Y_\alpha\}_{\alpha \in D'}, Z, Z^*)$$

where objects Z, Z^* are assigned to embedded disks α, β .

Proof. For a given labeling l of edges of \mathcal{N} , let

$$H_0(l) = \bigotimes_C H(C, l)$$

where the product is taken over all 2-cells of \mathcal{N} (including the embedded disks) except D_α, D_β . Then

$$H(\mathcal{N}, \{Y_\alpha\}, Z, Z^*, l) = H_0(l) \otimes \langle Z, l_\alpha \rangle \otimes \langle Z^*, l_\beta \rangle$$

where $l_\alpha = l(e_1) \otimes l(e_2) \cdots \otimes l(e_n)$, where e_1, e_2, \dots are edges of D_α traveled counterclockwise starting with the marked point P_α , and similarly for l_β .

On the other hand, for a given labeling l' of edges of \mathcal{N}' , we have

$$H(\mathcal{N}', Y_\alpha, l') = H_0(l) \otimes \langle l_\alpha \otimes l(e) \otimes l_\beta \otimes l(e)^* \rangle$$

where l is the restriction of labeling l' to edges of \mathcal{N} , and e is the added edge connecting marked points P_α, P_β .

Thus, to prove the theorem it suffices to construct an isomorphism

$$(7.2) \quad \bigoplus_{X \in \text{Irr}(C)} \langle l_\alpha \otimes X \otimes l_\beta \otimes X^* \rangle \simeq \bigoplus_{Z \in \text{Irr}(Z(C))} \langle Z, l_\alpha \rangle \otimes \langle Z^*, l_\beta \rangle$$

But by Theorem 2.3, we have

$$\begin{aligned} \bigoplus_{X \in \text{Irr}(C)} \langle l_\alpha \otimes X \otimes l_\beta \otimes X^* \rangle &= \bigoplus_X \text{Hom}_C(l_\alpha^*, X \otimes l_\beta \otimes X^*) \\ &= \text{Hom}_C(l_\alpha^*, FI(l_\beta)) = \text{Hom}_{Z(C)}(I(l_\alpha^*), I(l_\beta)) \end{aligned}$$

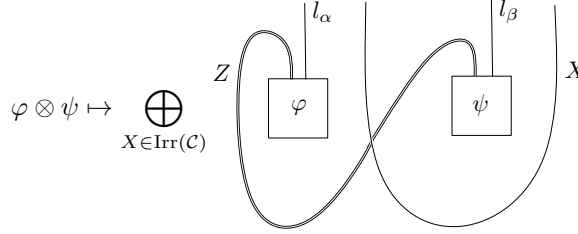
On the other hand,

$$\begin{aligned}
\bigoplus_{Z \in \text{Irr}(Z(\mathcal{C}))} \langle Z, l_\alpha \rangle \otimes \langle Z^*, l_\beta \rangle &= \bigoplus_Z \text{Hom}_{\mathcal{C}}(Z^*, l_\alpha) \otimes \text{Hom}_{\mathcal{C}}(Z, l_\beta) \\
&= \bigoplus_Z \text{Hom}_{Z(\mathcal{C})}(Z^*, I(l_\alpha)) \otimes \text{Hom}_{Z(\mathcal{C})}(Z, I(l_\beta)) \\
&= \bigoplus_Z \text{Hom}_{Z(\mathcal{C})}(I(l_\alpha)^*, Z) \otimes \text{Hom}_{Z(\mathcal{C})}(Z, I(l_\beta)) \\
&= \text{Hom}_{Z(\mathcal{C})}(I(l_\alpha)^*, I(l_\beta))
\end{aligned}$$

(using semisimplicity of $Z(\mathcal{C})$). This completes the proof of the theorem. \square

For future use, we also mention here that the isomorphism (7.2) can be described explicitly, namely

$$\bigoplus_{Z \in \text{Irr}(Z(\mathcal{C}))} \langle Z, l_\alpha \rangle \otimes \langle Z^*, l_\beta \rangle \rightarrow \bigoplus_{X \in \text{Irr}(\mathcal{C})} \langle l_\alpha \otimes X \otimes l_\beta \otimes X^* \rangle$$



8. EXTENDED COMBINATORIAL 3-MANIFOLDS

We begin by generalizing the definition of a polytope decomposition to extended 3-manifolds as defined in Definition 6.3.

Definition 8.1. A combinatorial extended 3-manifold \mathcal{M} is an extended PL 3-manifold with a polytope decomposition such that

- For an open tube T_α , its interior is a single 3-cell of the decomposition. Moreover, the interior of the “bottom disk” $B_0 = \varphi_\alpha(\{0\} \times D^2)$ is a single 2-cell of the decomposition, and the marked point P on the boundary of the bottom disk is a vertex of the decomposition, and similarly for the top disk $B_1 = \varphi_\alpha(\{1\} \times D^2)$.
- For a closed tube T_α , the interior of the disk $B_\alpha = \varphi_\alpha(\{0\} \times D^2)$ is a single 2-cell of the decomposition, the marked point $P_\alpha \in \partial B_\alpha$ is a vertex of the decomposition, and the complement $\text{Int}(T_\alpha) - B_\alpha$ is a single 3-cell of the decomposition.

Note that this implies that the restriction of such a polytope decomposition to the boundary of ∂M satisfies the conditions of Definition 7.1 and thus defines on ∂M the structure of a combinatorial extended surface. It also implies that \mathcal{M} contains two kinds of 3-cells: usual cells (which are not contained in any tube) and “tube cells”, i.e. cells contained in one of the tubes. The boundary of a usual 3-cell is a union of usual 2-cells; the boundary of a 3-cell corresponding to an open tube contains usual 2-cells and two embedded disks; the boundary of a 3-cell corresponding to a closed tube contains usual 2-cells and two copies of the disk B_α with opposite orientation.

Finally, note that we have imposed no restriction on the longitude of the tube: it is allowed (and usually will) intersect the edges of the decomposition of the boundary tubes.

The following theorem is an analog of Theorem 3.4.

Theorem 8.2. *Let M be an extended 3-manifold. Then any two polytope decompositions $\mathcal{M}', \mathcal{M}''$ of \mathcal{M} which satisfy the conditions of Definition 8.1 and agree on ∂M can be obtained from each other by a sequence of moves $M1$ – $M3$ and their inverses such that all intermediate decompositions also satisfy the conditions of Definition 8.1 and agree with $\mathcal{M}', \mathcal{M}''$ on ∂M .*

Proof. Let us consider the manifold \tilde{M} obtained by removing from M the interior of every tube and also the interior of the embedded disks on the boundary of M . Then \tilde{M} is a manifold with boundary

$$\partial \tilde{M} = (\partial M - \cup \text{Int}(D_\alpha)) \cup \partial \tilde{M}_{free}$$

where the “free boundary” $\partial \tilde{M}_{free}$ is the union of side surfaces $I \times \partial D^2$ of the tubes (for closed tubes, $S^1 \times \partial D^2$).

Obviously, polytope decompositions $\mathcal{M}', \mathcal{M}''$ satisfying the conditions of the theorem determine decomposition of \tilde{M} which agree on the subset $X = (\partial M - \cup \text{Int}(D_\alpha)) \subset \partial \tilde{M}$. Now the result follows from Theorem 3.7. \square

Recall that for usual oriented 3-cell F and a choice of edge labeling l , we have defined the vector $Z_{TV}(F, l) \in H(\partial F, l)$ defined by (4.4). We can now generalize it to tube cells. Namely, let l be an edge coloring of an extended combinatorial 3-manifold \mathcal{M} and let $T_\alpha \subset M$ be an open tube, with the longitude γ_α and color $Y_\alpha \in Z(\mathcal{C})$. Since T is homeomorphic to $[0, 1] \times D^2 \simeq D^3$ —a 3-ball, the boundary ∂T is homeomorphic to S^2 ; thus, the polytope decomposition of T defines a polytope decomposition of S^2 .

Let Γ be the dual graph of this cell decomposition. We can connect the marked points on the top and bottom disks to the vertex of the dual graph corresponding to these disks; together with the longitude γ , this gives an oriented arc on the surface of the sphere whose endpoints are two distinct vertices of Γ . For every 2-cell $C \in \partial F$ (including the embedded disks), choose a vector $v_C \in H(C, l)^*$. Then we get a graph $\hat{\Gamma}$ of the type considered in Section 2, i.e. colored graph Γ on the surface of the sphere together with a colored framed arc inside as shown in Figure 26. By Theorem 2.4 this defines a number $Z_{RT}(\hat{\Gamma})$; as before, we let

$$(8.1) \quad (Z(F, l), \otimes v_C) = Z_{RT}(\hat{\Gamma}).$$

In a similar way we define the invariant for closed tubes.

We can now generalize the constructions of Section 4 to extended 3-manifolds.

Definition 8.3. Let \mathcal{M} be an extended combinatorial 3-manifold with boundary and \mathcal{C} – a spherical category. Then for any edge coloring l and a coloring Y_α of the tubes $T_\alpha \subset \mathcal{M}$, define the vector

$$Z_{TV}(\mathcal{M}, \{Y_\alpha\}, l) \in H(\partial \mathcal{M}, \{Y_\alpha\}, l)$$

by

$$Z_{TV}(\mathcal{M}, l) = \text{ev} \left(\bigotimes_F Z(F, l) \right)$$

where

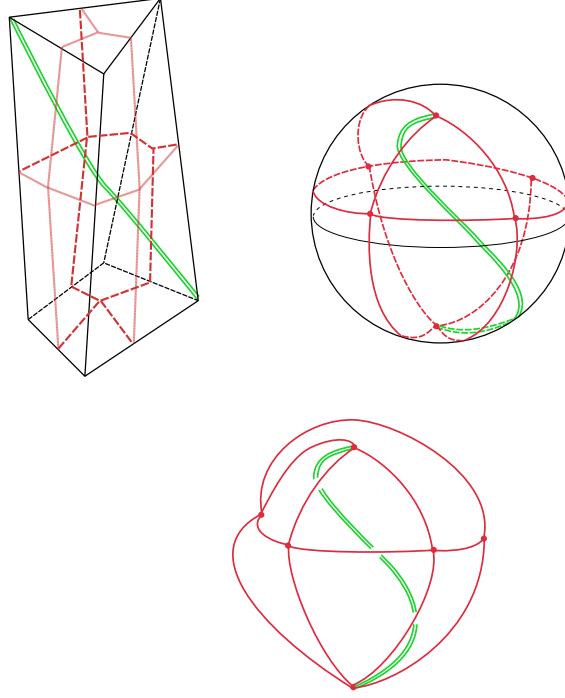


FIGURE 26. Dual graph for a tube cell. The longitude is shown by double green line.

- F runs over all 3-cells in M (including the tube cells), each taken with the induced orientation, so that

$$\bigotimes_F Z(F, l) \in \bigotimes_F H(\partial F, l) = H(\partial \mathcal{M}, l) \otimes \bigotimes_c H(c', l) \otimes H(c'', l)$$

(compare with Lemma 3.2)

- c runs over all unoriented 2-cells in the interior of M , including the disks B_α inside the closed tubes, and c', c'' are the two orientations of such a cell, so that $c' = \overline{c''}$.
- ev is the tensor product over all c of evaluation maps $H(c', l) \otimes H(c'', l) = H(c', l) \otimes H(c', l)^* \rightarrow \mathbf{k}$

Finally, we define

$$(8.2) \quad Z_{TV}(\mathcal{M}, \{Y_\alpha\}) = \mathcal{D}^{-2v(\mathcal{M})} \sum_l \left(Z_{TV}(\mathcal{M}, \{Y_\alpha\}, l) \prod_e d_{l(e)}^{n_e} \right)$$

where

- the sum is taken over all equivalence classes of simple labellings of \mathcal{M} ,
- e runs over the set of all (unoriented) edges of \mathcal{M}
- \mathcal{D} is the dimension of the category \mathcal{C} (see (1.1)), and

$$v(\mathcal{M}) = \text{number of internal vertices of } \mathcal{M} + \frac{1}{2}(\text{number of vertices on } \partial \mathcal{M})$$

- $d_{l(e)}$ is the categorical dimension of $l(e)$ and

$$n_e = \begin{cases} 1, & e \text{ is an internal edge} \\ \frac{1}{2}, & e \in \partial\mathcal{M} \end{cases}$$

Note that in this definition, edges and vertices on the boundary of the tubes are considered internal unless they are also on $\partial\mathcal{M}$.

Theorem 8.4.

- (1) $Z_{TV}(\mathcal{M})$ satisfies the gluing axiom: if \mathcal{M} is an extended combinatorial 3-manifold with boundary $\partial\mathcal{M} = \mathcal{N}_0 \cup \mathcal{N} \cup \overline{\mathcal{N}}$, and \mathcal{M}' is the manifold obtained by identifying boundary components $\mathcal{N}, \overline{\mathcal{N}}$ of $\partial\mathcal{M}$ with the obvious cell decomposition (if \mathcal{N} contains embedded disks, then we may need to erase them so that the interior of resulting tubes have exactly one 3-cell), then we have

$$Z_{TV}(\mathcal{M}') = \text{ev}_{H(\mathcal{N})} Z_{TV}(\mathcal{M}) = \sum_{\alpha} (Z_{TV}(\mathcal{M}), \varphi_{\alpha} \otimes \varphi^{\alpha}),$$

where ev is the evaluation map $H(\mathcal{N}) \otimes H(\overline{\mathcal{N}}) \rightarrow \mathbf{k}$, and $\varphi_{\alpha} \in H(\mathcal{N})$, $\varphi^{\alpha} \in H(\overline{\mathcal{N}})$ are dual bases.

- (2) If a M is an extended PL 3-manifold, and $\mathcal{M}', \mathcal{M}''$ are two polytope decompositions of M which agree on the boundary, then $Z(\mathcal{M}', \{Y_{\alpha}\}) = Z(\mathcal{M}'', \{Y_{\alpha}\})$.
- (3) For a combinatorial 2-manifold \mathcal{N} , define $A: H(\mathcal{N}) \rightarrow H(\mathcal{N})$ by

$$(8.3) \quad A = Z_{TV}(\mathcal{N} \times I)$$

Then A is a projector: $A^2 = A$.

- (4) For a combinatorial extended 2-manifold \mathcal{N} , define the vector space

$$(8.4) \quad Z_{TV}(\mathcal{N}) = \text{Im}(A: H(\mathcal{N}) \rightarrow H(\mathcal{N}))$$

where A is the projector (8.3). Then the space $Z_{RT}(\mathcal{N})$ is an invariant of PL manifolds: if $\mathcal{N}', \mathcal{N}''$ are two different polytope decompositions of the same extended PL manifold N , then one has a canonical isomorphism $Z(\mathcal{N}') \simeq Z(\mathcal{N}'')$.

Proof. The proof is parallel to the proof of Theorem 4.4. The only new ingredient is in the proof of part (1), i.e. the gluing axiom for 3-manifolds: if the component of boundary along which we are gluing contains embedded disks, we need to erase them so that in the resulting manifold, interior of each tube is exactly one 3-cell. Thus, we need to check that our that $Z(\mathcal{M})$ is unchanged under this operation. The proof of this is similar to invariance under M3 move proved in Section 5. Details are left to the reader. \square

Finally, we also note that our extended theory satisfies the gluing axiom for extended surfaces.

Theorem 8.5. *In the assumptions of Theorem 7.3, one has a natural isomorphism*

$$Z(\mathcal{N}', \{Y_{\alpha}\}_{\alpha \in D'}) = \bigoplus_{Z \in \text{Irr}(Z(\mathcal{C}))} Z(\mathcal{N}, \{Y_{\alpha}\}_{\alpha \in D'}, Z, Z^*)$$

where objects Z, Z^* are assigned to embedded disks α, β .

Proof. The proof is based on Theorem 7.3; details will be provided in forthcoming publications. \square

Example 8.6. Let \mathcal{N} be the sphere with n embedded disks, colored by objects $Y_1, \dots, Y_n \in \text{Obj } Z(\mathcal{C})$ (see Example 7.2). Then

$$Z(\mathcal{N}, Y_1, \dots, Y_n) = \text{Hom}_{Z(\mathcal{C})}(\mathbf{1}, Y_1 \otimes Y_2 \otimes \dots \otimes Y_n).$$

Indeed, choose the cell decomposition of N as in Example 7.2; then

$$H(\mathcal{N}, Y_1, \dots, Y_n) = \bigoplus_{X_1, \dots, X_n \in \text{Irr}(\mathcal{C})} \langle X_1, Y_1, X_1^*, X_2, Y_2, X_2^*, \dots, X_n, Y_n, X_n^* \rangle.$$

Consider now the cylinder $\mathcal{N} \times I$ with the cell decomposition shown in Figure 27.

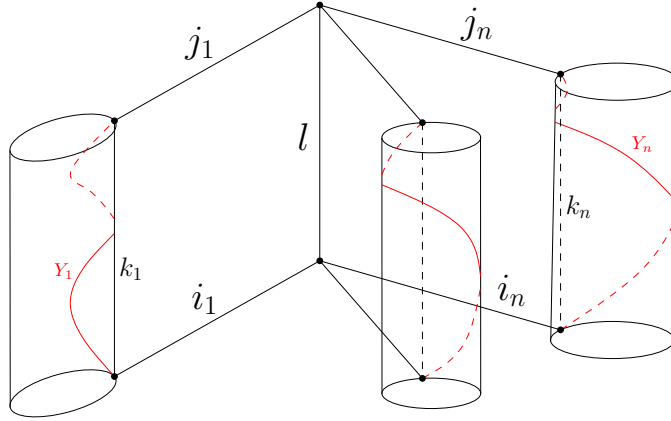
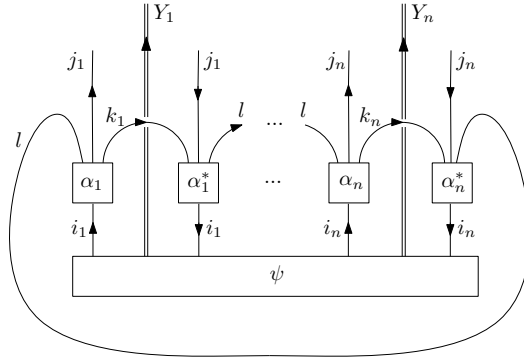


FIGURE 27. Cylinder over sphere with n embedded disks

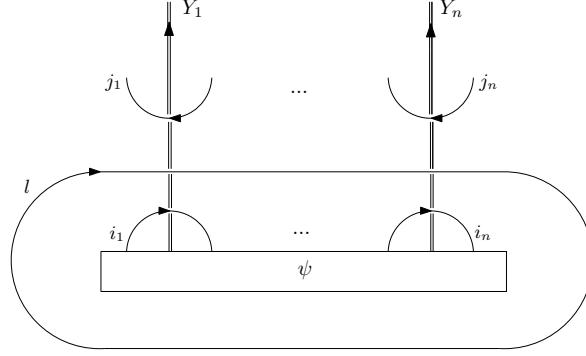
Using this decomposition, explicit computation shows that the operator $A = Z(\mathcal{N} \times I): H(\mathcal{N}) \rightarrow H(\mathcal{N})$ is given by

$$\psi \mapsto \frac{1}{\mathcal{D}^{2(n+1)}} \sum_{l, j_1, \dots, j_n, k_1, \dots, k_n \in \text{Irr}(\mathcal{C})} d_l d_{k_1} \dots d_{k_n} (d_{i_1} \dots d_{i_n} d_{j_1} \dots d_{j_n})^{1/2}$$

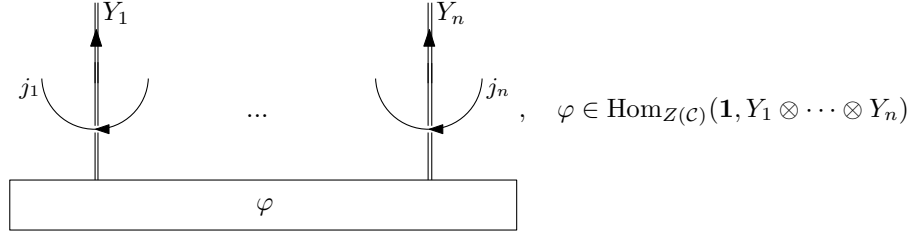


Using Lemma 1.1, we see that it is equal to

$$A\psi = \frac{1}{\mathcal{D}^{2(n+1)}} \sum_{l, j_1, \dots, j_n \in \text{Irr}(\mathcal{C})} d_l(d_{i_1} \dots d_{i_n} d_{j_1} \dots d_{j_n})^{1/2}$$



Consider now the subspace $W \subset H(\mathcal{N}, Y_1, \dots, Y_n)$ spanned by elements of the form



Clearly, $W \simeq \text{Hom}_{Z(\mathcal{C})}(\mathbf{1}, Y_1 \otimes \dots \otimes Y_n)$.

Now, it follows from the previous computation and Lemma 2.2 that $A\psi \in W$; on the other hand, it is immediate that if $\psi \in W$, then $A\psi = \psi$. Therefore, A is the projector onto $W \simeq \text{Hom}_{Z(\mathcal{C})}(\mathbf{1}, Y_1 \otimes \dots \otimes Y_n)$.

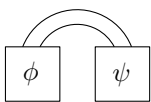
REFERENCES

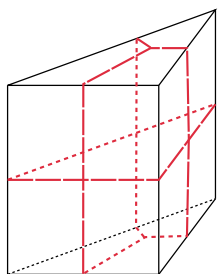
- [BK2001] Bojko Bakalov and Alexander Kirillov Jr., *Lectures on tensor categories and modular functors*, University Lecture Series, vol. 21, American Mathematical Society, Providence, RI, 2001. MR1797619 (2002d:18003)
- [BW1996] John W. Barrett and Bruce W. Westbury, *Invariants of piecewise-linear 3-manifolds*, Trans. Amer. Math. Soc. **348** (1996), no. 10, 3997–4022, DOI 10.1090/S0002-9947-96-01660-1. MR1357878 (97f:57017)
- [Cas1995] Maria Rita Casali, *A note about bistellar operations on PL-manifolds with boundary*, Geom. Dedicata **56** (1995), no. 3, 257–262, DOI 10.1007/BF01263566. MR1340786 (96h:57021)
- [DGNO] Vladimir Drinfeld, Shlomo Gelaki, Dmitri Nikshych, and Victor Ostrik, *On braided fusion categories I*, available at [arXiv:0906.0620](https://arxiv.org/abs/0906.0620).
- [ENO2005] Pavel Etingof, Dmitri Nikshych, and Viktor Ostrik, *On fusion categories*, Ann. of Math. (2) **162** (2005), no. 2, 581–642, DOI 10.4007/annals.2005.162.581. MR2183279 (2006m:16051)
- [FHLT] Daniel Freed, Michael Hopkins, Jacob Lurie, and Constantin Teleman, *Topological quantum field theories from compact Lie groups*, available at [arXiv:0905.0731](https://arxiv.org/abs/0905.0731).
- [FQ1993] Daniel S. Freed and Frank Quinn, *Chern-Simons theory with finite gauge group*, Comm. Math. Phys. **156** (1993), no. 3, 435–472. MR1240583 (94k:58023)
- [Lur] Jacob Lurie, *On the classification of topological quantum field theories*, available at <http://www-math.mit.edu/~lurie/>.

- [Müg2003a] Michael Müger, *From subfactors to categories and topology. I. Frobenius algebras in and Morita equivalence of tensor categories*, J. Pure Appl. Algebra **180** (2003), no. 1-2, 81–157, DOI 10.1016/S0022-4049(02)00247-5. MR1966524 (2004f:18013)
- [Müg2003b] ———, *From subfactors to categories and topology. II. The quantum double of tensor categories and subfactors*, J. Pure Appl. Algebra **180** (2003), no. 1-2, 159–219, DOI 10.1016/S0022-4049(02)00248-7. MR1966525 (2004f:18014)
- [Oec2005] Robert Oeckl, *Discrete gauge theory*, Imperial College Press, London, 2005. From lattices to TQFT. MR2174961 (2006i:81142)
- [Ost2003] Victor Ostrik, *Module categories, weak Hopf algebras and modular invariants*, Transform. Groups **8** (2003), no. 2, 177–206, DOI 10.1007/s00031-003-0515-6. MR1976459 (2004h:18006)
- [Pac1987] U. Pachner, *Konstruktionsmethoden und das kombinatorische Homöomorphieproblem für Triangulationen kompakter semilinearer Mannigfaltigkeiten*, Abh. Math. Sem. Univ. Hamburg **57** (1987), 69–86 (German). MR927165 (89g:57027)
- [Tur1994] V. G. Turaev, *Quantum invariants of knots and 3-manifolds*, de Gruyter Studies in Mathematics, vol. 18, Walter de Gruyter & Co., Berlin, 1994. MR1292673 (95k:57014)
- [Tur1993] Vladimir Turaev, *Quantum invariants of links and 3-valent graphs in 3-manifolds*, Inst. Hautes Études Sci. Publ. Math. **77** (1993), 121–171. MR1249172 (94j:57012)
- [TV1992] V. G. Turaev and O. Ya. Viro, *State sum invariants of 3-manifolds and quantum 6j-symbols*, Topology **31** (1992), no. 4, 865–902, DOI 10.1016/0040-9383(92)90015-A. MR1191386 (94d:57044)

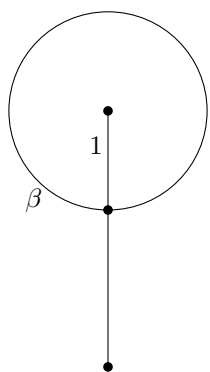
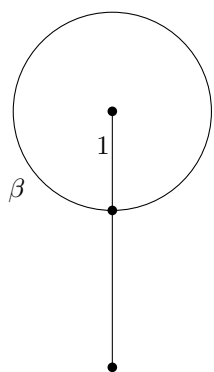
DEPARTMENT OF MATHEMATICS, SUNY AT STONY BROOK, STONY BROOK, NY 11794, USA
E-mail address: kirillov@math.sunysb.edu
URL: <http://www.math.sunysb.edu/~kirillov/>

$$\frac{1}{\mathcal{D}^2} \sum_{i,j,\alpha} d_i d_j \text{ (diagram with } \phi_\alpha \text{ and } \phi^\alpha \text{)} = \text{ (diagram with } A \text{ and } A^* \text{)} = \sum_{k,\alpha} d_k \text{ (diagram with } \phi_\alpha \text{ and } \phi^\alpha \text{)}$$





$$\sum_{i,\alpha,\beta} d_i \begin{array}{c} A \\ \diagdown \quad \diagup \\ \boxed{\phi_\alpha} \end{array} \begin{array}{c} X_i \\ \diagup \quad \diagdown \end{array} \begin{array}{c} B \\ \diagup \quad \diagdown \\ \boxed{\psi_\beta} \end{array} \cdot \begin{array}{c} B^* \\ \diagdown \quad \diagup \\ \boxed{\psi^\beta} \end{array} \begin{array}{c} X_i^* \\ \diagup \quad \diagdown \end{array} \begin{array}{c} A^* \\ \diagup \quad \diagdown \\ \boxed{\phi^\alpha} \end{array} = \sum_{\alpha,\beta} \begin{array}{c} A \\ \diagdown \quad \diagup \\ \boxed{d_i \phi_\alpha \circ \psi_\beta} \end{array} \begin{array}{c} B \quad B^* \\ \diagup \quad \diagdown \quad \diagup \quad \diagdown \\ \boxed{\psi^\beta \circ \phi^\alpha} \end{array}$$



$$\begin{array}{c}
 \begin{array}{ccccccc}
 & & \text{A} & & & & \\
 & & | & & & & \\
 & & \text{---} & \text{X}_i & \text{---} & \text{B} & \text{---} & \text{X}_i^* & \text{---} & & \\
 & & | & & | & & | & & | & & \\
 \boxed{\phi_1} & & \boxed{\phi_2} & & \boxed{\psi_1} & & \boxed{\psi_2} & & & &
 \end{array}
 \end{array}
 = \frac{(\phi_2, \psi_1)}{d_i}
 \begin{array}{c}
 \begin{array}{ccc}
 & \text{A} & \\
 & | & \\
 & \text{---} & \text{X}_i & \text{---} & & \\
 & | & & & | & \\
 \boxed{\phi_1} & & & & \boxed{\psi_2} &
 \end{array}
 \end{array}
 = \frac{(\phi_2, \psi_1)(\phi_1, \psi_2)}{d_i}$$

$$\begin{aligned}
& \text{Diagram 1: A box labeled } \phi_\alpha \text{ with two incoming lines from above labeled } V_1 \text{ and } V_n, \text{ and two outgoing lines to the right labeled } V_n^* \text{ and } V_1^*. \\
& = \sum_{i, \alpha} d_i \text{Diagram 2: A box labeled } \phi_\alpha \text{ with two incoming lines from above labeled } V_1 \text{ and } V_n, \text{ and two outgoing lines to the right labeled } V_n^* \text{ and } V_1^*. \\
& = \sum_{\alpha} \text{Diagram 3: A box labeled } \phi_\alpha \text{ with two incoming lines from above labeled } V_1 \text{ and } V_n, \text{ and two outgoing lines to the right labeled } V_n^* \text{ and } V_1^*. \\
& = \sum_{\alpha} \text{Diagram 4: A box labeled } \phi_\alpha \text{ with two incoming lines from above labeled } V_1 \text{ and } V_n, \text{ and two outgoing lines to the right labeled } V_n^* \text{ and } V_1^*.
\end{aligned}$$

$$\begin{array}{c} A \\ \text{---} \\ A^* \end{array} = \sum_{i,\alpha} d_i \begin{array}{c} A \\ \text{---} \\ \boxed{\phi_\alpha} \end{array} \begin{array}{c} X_i \\ \text{---} \\ \boxed{\phi^\alpha} \end{array} \begin{array}{c} A^* \\ \text{---} \\ \end{array} = \sum_{\alpha} \begin{array}{c} A \\ \text{---} \\ \boxed{\phi_\alpha} \end{array} \begin{array}{c} 1 \\ \text{---} \\ \boxed{\phi^\alpha} \end{array} \begin{array}{c} A^* \\ \text{---} \\ \end{array} = \sum_{\alpha} \begin{array}{c} A \\ \text{---} \\ \boxed{\phi_\alpha} \end{array} \begin{array}{c} A^* \\ \text{---} \\ \boxed{\phi^\alpha} \end{array}$$

$$\sum_{i,\alpha} d_i \begin{array}{c} A \\ \diagdown \\ \boxed{\phi_\alpha} \end{array} \begin{array}{c} X_i \\ \diagup \\ \boxed{\phi^\alpha} \end{array} \begin{array}{c} \diagup \\ A^* \end{array} = \begin{array}{c} A \\ \diagdown \\ \diagup \\ A^* \end{array}$$

The diagram on the left consists of two square boxes, one labeled ϕ on the left and one labeled ψ on the right. From the top-left corner of the ϕ box, a line labeled X_i extends upwards and to the left. From the top-right corner of the ϕ box, a line labeled A extends upwards and to the right. From the top-left corner of the ψ box, a line labeled A^* extends upwards and to the left. From the top-right corner of the ψ box, a line labeled X_i^* extends upwards and to the right. A curved line (arc) connects the top-right corner of the ϕ box to the top-left corner of the ψ box. An equals sign follows this diagram.

The diagram on the right is a single arc connecting two points. The left endpoint is labeled with the fraction $\frac{(\phi, \psi)}{d_i}$ followed by A . The right endpoint is labeled A^* .

$$\begin{array}{c}
 X_i \quad A \quad A^* \quad X_i^* \\
 \diagup \quad \diagdown \quad \diagup \quad \diagdown \\
 \boxed{\phi} \quad \quad \boxed{\psi} \\
 \text{--- arc ---}
 \end{array}
 =
 \frac{(\phi, \psi)}{d_i} A \quad \text{--- arc ---} \quad A^*$$

