

Anomalous pressure effect on the magnetic ordering in multiferroic BiMnO₃

C. C. Chou,¹ S. Taran,¹ J. L. Her,¹ C. P. Sun,¹ C. L. Huang,¹ H. Sakurai,² A. A. Belik,² E. Takayama-Muromachi,² and H. D. Yang^{1,*}

¹*Department of Physics, Center for Nanoscience and Nanotechnology, National Sun Yat-Sen University, Kaohsiung 804, Taiwan*

²*Advanced Nano Materials Laboratory (ANML), National Institute for Materials Science(NIMS), 1-1 Namiki, Tsukuba, Ibaraki 305-0044, Japan*

We report the magnetic field dependent dc magnetization and the pressure-dependent ($p_{max} \sim 16$ kbar) ac susceptibilities $\chi_p(T)$ on both powder and bulk multiferroic BiMnO₃ samples, synthesized in different batches under high pressure. A clear ferromagnetic (FM) transition is observed at $T_C \sim 100$ K, and increases with magnetic field. The magnetic hysteresis behavior is similar to that of a soft ferromagnet. Ac susceptibility data indicate that both the FM peak and its temperature (T_C) decrease simultaneously with increasing pressure. Interestingly, above a certain pressure (9 ~ 11 kbar), another peak appears at $T_p \sim 93$ K, which also decreases with increasing pressure, with both these peaks persisting over some intermediate pressure range (9 ~ 13 kbar). The FM peak disappears with further application of pressure; however, the second peak survives until present pressure limit ($p_{max} \sim 16$ kbar). These features are considered to originate from the complex interplay of the magnetic and orbital structure of BiMnO₃ being affected by pressure.

PACS numbers: 75.47.Lx, 74.62.Fj, 75.30.Et

Multiferroic materials, having coupling between magnetic spins and electric dipoles, attract attention not only in condensed matter physics but also for their plausible use in the circuit device industry.^{1,2} Among the multiferroics, the rare-earth based hexagonal manganites like RMnO₃ (R = Ho, Tb and Y *etc.*),³⁻⁵ have been studied more extensively. In these materials simultaneous existence of ferroelectric (FE) and antiferromagnetic (AFM) orderings is suggested to originate from the spiral spin configurations. Nevertheless, the coupling between antiferromagnetism and ferroelectricity is unfavorable for device applications. On the other hand, the present BiMnO₃ system shows the magnetodielectric anomaly near 100 K.⁶ Therefore, it is a unique one and has received increasing attention.

The FE phase transition temperature ($T_E \sim 500$ K) of BiMnO₃ is coincident with the structural phase transition temperature.⁷⁻⁹ Below 500 K, the structure is a highly distorted perovskite type (monoclinic structure with space group $C2$),^{6,7,10,11} resulting in the off-centering Bi 6s² lone pairs. This breaks the centrosymmetric structure,¹⁰ leading to the FE phase. Recently, Belik *et al.*, however, concluded that there is no evidence for the breakage of inversion symmetry in BiMnO₃. Instead, they proposed the centrosymmetric space group $C2/c$.^{12,13} Moreover, Montanari *et al.*¹⁴ explained the magnetodielectric anomaly near 100 K, observed by Kimura *et al.*⁶, and showed that the magnetodielectric and magnetoelastic couplings even exist in $C2/c$ structure.

The FM ordering ($T_C \sim 100$ K) in the insulating BiMnO₃ system is a particularly interesting topic.¹⁵ Some recent reports have shown the orbital ordering and superexchange interaction responsible for the FM state in this system.^{10-12,16} It is quite different from the corresponding perovskite compound LaMnO₃, which has an

AFM ground state that is also considered to originate from the orbital ordering and superexchange.^{17,18} The heavily distorted MnO₆ octahedral structure of BiMnO₃ results in a different orbital ordering configuration. For example, six superexchange interactions of MnO₆ octahedral structure in BiMnO₃, along the different Mn-O-Mn pathways, are not all AFM types, but rather four are FM and the other two favor AFM interactions. As a result, FM interaction dominates in BiMnO₃, showing the FM state at low temperature.^{6-9,12,16,19?}

It is common knowledge that pressure can modify the overlap between the cation and anion orbital as well as the bond angle Mn-O-Mn and bond length Mn-O, which will strongly affect the strength of superexchange coupling.²⁰ Thus, an application of pressure could possibly change the FM ordering of BiMnO₃ and hence the magnetic properties of BiMnO₃. Therefore, our plan in this paper is to perform the pressure-dependent magnetic study on BiMnO₃ in order to understand the formation of the magnetic ordering and to investigate the magnetodielectric coupling of BiMnO₃. Interestingly, we observe a new anomaly (peak) at a higher pressure which we explain by considering it as a complex interplay of spin and orbital ordering.

The polycrystalline BiMnO₃ sample was prepared under high pressure and temperature by mixing the approximate amounts of Bi₂O₃ and Mn₂O₃ powders, as described elsewhere.^{12,13,19} The sample was characterized by a D5000 (Seimens) X-ray powder diffractometer. Magnetization of BiMnO₃ was measured using SQUID magnetometer (Quantum Design, MPMS-XL7) between 5 and 300 K under several different magnetic fields both in zero-field-cooled (ZFC) and field-cooled (FC) modes. Magnetic hysteresis was measured within the range of 7 T to -7 T at 5 K. Frequency (10, 100, and 1000 Hz)-dependent ac susceptibility measurements were per-

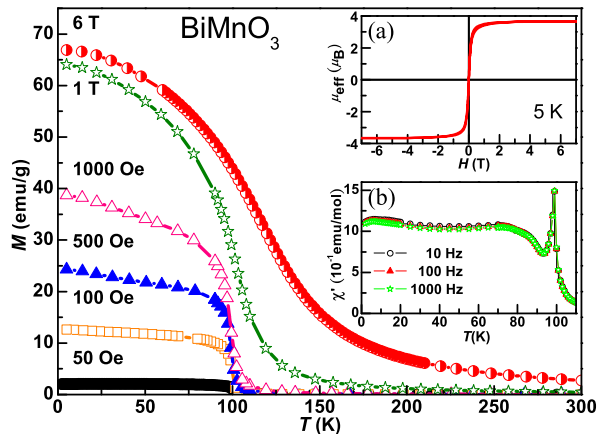


FIG. 1: (Color online) Temperature dependence of the magnetization (FC) in different magnetic fields. The inset (a) shows the magnetic hysteresis and inset (b) shows the temperature dependence of the ac susceptibility ($H_{ac} = 0.25$ Oe) measured at different frequencies.

formed from 2 to 110 K with oscillating magnetic field ($H_{ac} = 0.25$ Oe). Data on the hydrostatic pressure (p) dependence of ac (15.9 Hz) magnetic susceptibility $\chi_p(T)$ in powder and bulk BiMnO₃ samples were taken up to 16 kbar using the piston cylinder self-clamped technique. A 3M inert fluid was used as a pressure transmitting fluid with superconducting lead manometer.²¹ The cooling rate of the measurement is well controlled and is kept slow enough (~ 0.2 K/min) to ensure the minimum of temperature gradient across the sample.

The room temperature XRD data reveal single phase (monoclinic phase) character of the present sample, which are identical to earlier reports.^{6,7}

Temperature-dependent field cooled magnetization in different magnetic fields is shown in Fig. 1. The FM ordering temperature T_C is clearly seen at 100 K for $H_{dc} = 50$ Oe. With increasing magnetic field, T_C shifts to the higher temperature, consistent with the prediction of Hassink *et al.*,²² who took into account the modified Ising-model. This behavior indicates that the spin alignment is enhanced by the magnetic field in BiMnO₃. The M - H data, presented in the inset (a) of Fig. 1, shows saturation magnetization to be $3.6 \mu_B/\text{Mn}$, consistent with the earlier reports.⁶ The values of coercive field (H_c) and remnant magnetization (M_r) are 15 Oe and $6.6 \times 10^{-2} \mu_B$, respectively. These data are slightly larger than those reported by Belik *et al.* ($H_c \sim 3$ Oe and $M_r \sim 1.3 \times 10^{-2} \mu_B$).^{12,19} However, these data are still small compared to other reported data of the bulk ($H_c \sim 200$ -470 Oe and $M_r \sim 0.2$ -0.34 μ_B)^{6,7,9?} and thin film samples ($H_c \sim 400$ -1000 Oe and $M_r \sim 0.5$ -1.0 μ_B).^{16?} These data (H_c and M_r) are very small, confirming the nature of a soft ferromagnet. The inset (b) of Fig. 1 shows the real part of ac susceptibility χ' . The FM transition is indicated by a sharp peak near 100 K, which is consistent with dc magnetization measurement and is found to be unaffected by

the change of frequency.

Pressure-dependent ac susceptibilities of both powder and bulk BiMnO₃ samples are shown in Figs. 2 (a) and (b), respectively. Several interesting phenomena are observed for the powder sample. (i) The FM peak (peak I) is suppressed, and its temperature (T_C) decreases simultaneously with increasing pressure. Above a certain pressure, $p > 14.05$ kbar, peak I disappears. (ii) A new peak (peak II) appears when the applied pressure reaches 11.74 kbar and its temperature (T_p) is lower than T_C . This peak also shifts towards lower temperatures with increasing pressure, persisting even under the highest applied pressure (15.94 kbar) used in our present study. (iii) For the intermediate pressures, $11.74 \text{ kbar} < p < 13.11$ kbar, the coexistence of two peaks can be seen. Similar behaviors can also be observed in the bulk sample (Fig. 2 (b)). Peak II, however, appears at relatively lower pressure (9.07 kbar) in the bulk sample than in the powder sample. In order to confirm these observations, we have repeated the measurement several times and confirmed the reproducibility of our results. The sequence of the measurement is already mentioned in the legend of Fig. 2. In addition, after measuring the pressure-dependent ac susceptibility, the dc magnetization of both powder and bulk samples are found to be the same as the fresh sample under ambient pressure. This establishes the reversible behavior of BiMnO₃ under pressure. In order to observe the peak temperature of two magnetic transitions, the variations of both T_C and T_p with pressure are shown in Fig. 3. Although the pressure and temperature ranges of the two peaks in powder and bulk samples are different, their nature is similar indicating that the two peak phenomenon is inherent in BiMnO₃.

Two possible scenarios can be considered to explain the interesting pressure-dependent magnetic properties of BiMnO₃. One is the pressure-induced structural phase transition which dramatically changes the strength of superexchange interaction as well as the magnetic properties. In a previous paper, Chi *et al.* have shown that the crystal structure of BiMnO₃ is unchanged even under a pressure of 260 kbar at room temperature.²³ So, under the small pressure of our measurement ($p_{max} \sim 16$ kbar) compared that of Chi *et al.*, we should not expect any structural phase transition in our sample. Therefore, this scenario can be discarded.

The other possible scenario is the changes in bond angles under pressure (keeping the space group unaffected), which will significantly affect the strengths of six superexchange interactions that are interacted through different Mn-O-Mn pathways. The superexchange interaction usually depends on the configuration of orbital ordering. In BiMnO₃, the orbital ordering which occurs in the presence of heavily distorted oxygen octahedral structures results in three sets of Mn-O-Mn superexchange pathways (see the inset of Fig. 3) between the independent Mn³⁺ sites. There are two FM (Mn1-O1-Mn2 and Mn1-O2-Mn2) and one AFM (Mn1-O3-Mn2) interactions, according to Goodenough's rule.²⁰ This causes the stabiliza-

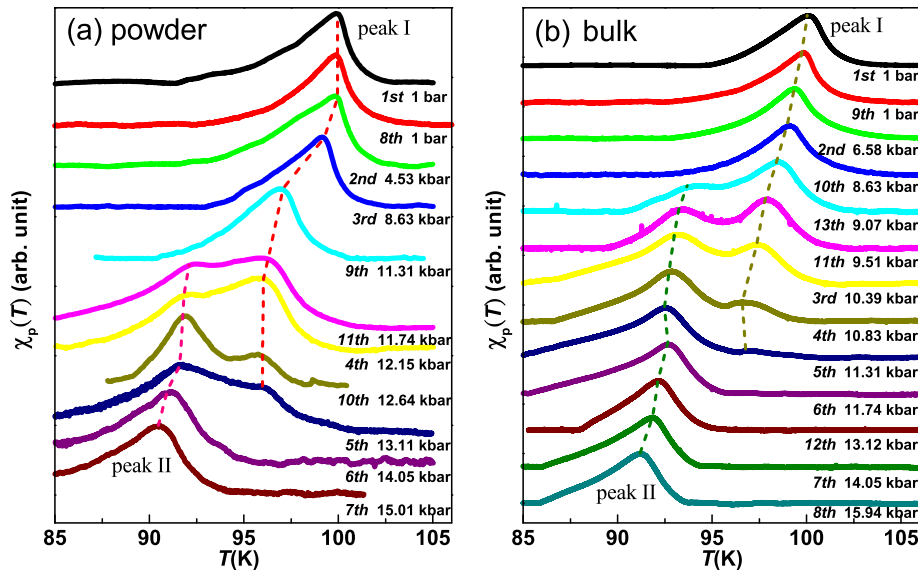


FIG. 2: (Color online) $\chi_p(T)$ behavior of (a) powder and (b) bulk BiMnO₃ samples under different hydrostatic pressures. The sequences of the measurements are described herein.

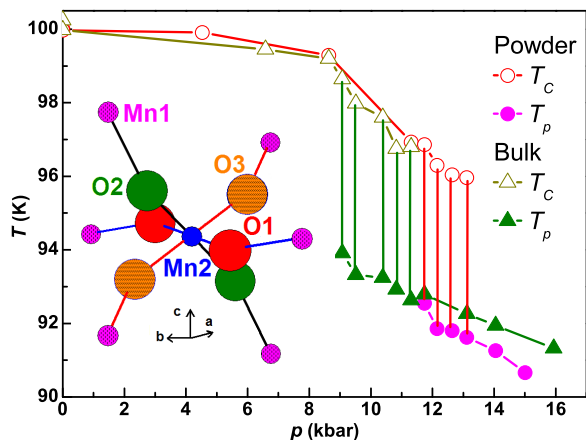


FIG. 3: (Color online) Pressure-dependent peak temperature of two magnetic transitions. The inset shows three-dimensional atomic sketch of manganese and oxygen in BiMnO₃.

tion of ferromagnetism of BiMnO₃, in contrast to that of LaMnO₃ where all the Mn-O-Mn pathways are favorable for antiferromagnetism. The strength of superexchange interaction is also strongly affected by the bond angle of Mn-O-Mn. As in BiMnO₃, FM interaction is stronger when the Mn-O-Mn bond angle is close to 180°. In an earlier work on BiMnO₃ film,¹⁶ it was suggested that it is possible to have a system with balanced FM and AFM strength due to the strain effect in the film, which causes the change of Mn-O-Mn bond angle, leading to lowering of the T_C of the film compared to the bulk. Pressure, in some sense, is similar to strain. So, application of pres-

sure in bulk BiMnO₃ should induce strain associated with an enhancement of the inherent frustration of the system, causing a suppression of FM interaction and inducing a new phase in the system at the same time. In general, hydrostatic pressure causes an isotropic effect on the lattice (*i.e.* the strain effect on film is anisotropic), leading to a constant value of the Mn-O-Mn bond angle. Chi's report shows that the pressure-dependent compression of different lattice constants is anisotropic,²³ which will distort the lattice and change the value of each Mn-O-Mn bond angle.

A simple quantitative calculation has been performed based on Chi's reported lattice constants.²³ We assume that the structure parameters (x, y, z)¹² are unchanged at low temperature and high pressure, and calculate the bond angles of different Mn-O-Mn pathways at ambient pressure and at 260 kbar. The results are shown in Table I. Obviously, at high pressure, the Mn1-O1-Mn2 bond angle decreases, which suggests that the corresponding FM interaction decreases simultaneously. As the Mn1-O1-Mn2 bond angle, in the present system, is far less than 180°, the strength of the FM interaction is not very strong such that even a small change can result in a reduction of the FM intensity. As a result, the FM peak I is suppressed, shifts toward lower temperature, and finally disappears. Nevertheless, bond angles of the other Mn-O-Mn pathways are enlarged, which suggests that the competition between FM and AFM interaction becomes more pronounced with the increase of pressure and might result in a frustrated glass-like or a new FM ordered state which exhibits the second peak at lower temperature. The appearance of the intermediate state might be caused by the inhomogeneous pressure inten-

TABLE I: The calculated atomic parameters under ambient and at 260kbar pressure.

Reported lattice constant (\AA) ^a	1 bar	260 kbar	Percentage change	Calculated bond angle (degree)	1 bar	260 kbar	Percentage change
a	9.55	8.65	-9.4%	Mn1-O1-Mn2 (FM)	151.37	150.48	-0.6%
b	5.55	5.50	-0.9%	Mn1-O2-Mn2 (FM)	161.38	162.20	0.5%
c	9.85	9.50	-3.6%	Mn1-O3-Mn2 (AFM)	149.15	149.53	0.3%

^aData taken from Ref. 23.

sity in the samples. However, both the bulk and powder (less susceptible for the pressure inhomogeneity) samples show the two-peak nature; therefore, the possibility of pressure gradient induced two-peak behavior is lowered. We believe that the two-peak behavior in susceptibility data within some pressure ranges is an intrinsic property in BiMnO₃ due to the complex competition of FM and AFM interactions. For the further study of magnetic measurement, the neutron diffraction is proceeded.

In summary, the pressure-dependent ac susceptibility data on multiferroic BiMnO₃ are measured for the first time showing new interesting anomalous behaviors. The Curie temperature ($T_C = 100$ K at ambient pressure) is decreased and finally disappears above some critical pres-

sure for both powder and bulk BiMnO₃ samples. In addition, another magnetic peak T_p ($< T_C$) appears at higher pressure and decreases with further increase in pressure. Calculations of the pressure dependent modification of bond angle and bond lengths have been considered to describe the above phenomenon. The pressure induced a suppression of the original ferromagnetic exchange with the simultaneous appearance of a new magnetic state. This indicates a balance between the FM/AFM interactions in the BiMnO₃ system. To clarify, whether the second peak is a frustrated glass-like or a new FM ordered state, needs further investigation.

This work was supported by National Science Council of Taiwan under Grant No. NSC 96-2112-M-110-001.

-
- * Corresponding author : yang@mail.phys.nsysu.edu.tw
- ¹ W. Eerenstein, N. D. Mathur, and J. F. Scott, *Nature* **442**, 759 (2006).
 - ² S.-W. Cheong and M. Mostovoy, *Nat. Mater.* **6**, 13 (2007).
 - ³ T. Katsufuji, S. Mori, M. Masaki, Y. Moritomo, N. Yamamoto, and H. Takagi, *Phys. Rev. B* **64**, 104419 (2001).
 - ⁴ N. Hur, S. Park, P. A. Sharms, J. S. Ahn, S. Guha, and S.-W. Cheong, *Nature* **429**, 392 (2004).
 - ⁵ T. Lottermoser, T. Lonkai, U. Amann, D. Hohwein, J. Ihlinger, and M. Fiebig, *Nature* **430**, 541 (2004).
 - ⁶ T. Kimura, S. Kawamoto, I. Yamada, M. Azuma, M. Takano, and Y. Tokura, *Phys. Rev. B* **67**, 180401(R) (2003).
 - ⁷ Z. H. Chi, C. J. Xiao, S. M. Feng, F. Y. Li, C. Q. Jin, X. H. Wang, R. Z. Chen, and L. Y. Li, *J. Appl. Phys.* **98**, 103519 (2005).
 - ⁸ A. Moreira dos Santos, S. Parashar, A. R. Raju, Y. S. Zhao, A. K. Cheetham, and C. N. R. Rao, *Solid State Commun.* **112**, 49 (2002).
 - ⁹ Z. H. Chi, H. Yang, S. Feng, F. Li, R. Yu, and C. Jin, *J. Magnetism and Magnetic Materials* **310**, e358 (2007).
 - ¹⁰ T. Atou, H. Chiba, K. Ohoyama, Y. Yamaguchi, and Y. Syono, *J. Solid State Chem.* **145**, 639 (1999).
 - ¹¹ A. Moreira dos Santos, A. K. Cheetham, T. Atou, Y. Syono, Y. Yamaguchi, K. Ohoyama, H. Chiba, and C. N. R. Rao, *Phys. Rev. B* **66**, 064425 (2002).
 - ¹² A. A. Belik, S. Iikubo, T. Yokosawa, K. Kodama, N. Igawa, S. Shamoto, M. Azuma, M. Takano, K. Kimoto, Y. Matsui, et al., *J. Am. Chem. Soc.* **129**, 971 (2007).
 - ¹³ T. Yokosawa, A. A. Belik, T. Asaka, K. Kimoto, E. Takayama-Muromachi, and Y. Matsui, *Phys. Rev. B* **77**, 024111 (2008).
 - ¹⁴ E. Montanari, G. Calestani, L. Righi, E. Gilioli, F. Bolzoni, K. S. Knight, and P. G. Radaelli, *Phys. Rev. B* **75**, 220101(R) (2007).
 - ¹⁵ H. Chiba, T. Atou, and Y. Syono, *J. Solid State Chem.* **132**, 139 (1997).
 - ¹⁶ C.-H. Yang, T. Y. Koo, S.-H. Lee, C. Song, K.-B. Lee, and Y. H. Jeong, *Europhys. Lett.* **74**, 348 (2006).
 - ¹⁷ N. A. Hill and K. M. Rabe, *Phys. Rev. B* **59**, 8759 (1999).
 - ¹⁸ L. E. Gonchar' and A. E. Nikiforov, *Phys. Solid State* **42**, 1070 (2000).
 - ¹⁹ A. A. Belik and E. Takayama-Muromachi, *Inorg. Chem.* **45**, 10224 (2006).
 - ²⁰ J. B. Goodenough, *Phys. Rev.* **100**, 564 (1955).
 - ²¹ C. F. Chang, P. H. Chou, H. L. Tsay, S. S. Weng, S. Chatterjee, H. D. Yang, R. S. Liu, C. H. Shen, and W.-H. Li, *Phys. Rev. B* **58**, 12224 (1998).
 - ²² G. J. Hassink, Master's thesis, University of Twente (2004).
 - ²³ Z. H. Chi, S. J. You, L. X. Yang, L. C. Chen, C. Q. Jin, X. H. Wang, R. Z. Chen, L. T. Li, Y. C. Li, X. D. Li, et al., *J. Electroceram.* DOI 10.1007/s10832-007-9306-0 (2007).

