

Symbolic Sequences and Tsallis Entropy

H. V. Ribeiro,* E. K. Lenzi, and R. S. Mendes
 Departamento de Física, Universidade Estadual de Maringá,
 Av. Colombo 5790, 87020-900, Maringá, PR, Brazil

G. A. Mendes and L. R. da Silva
 Departamento de Física,
 Universidade Federal do Rio Grande do Norte
 59072-970 Natal, RN, Brazil

We address this work to investigate symbolic sequences with long-range correlations by using computational simulation. We analyze sequences with two, three and four symbols that could be repeated l times, with the probability distribution $p(l) \propto 1/l^\mu$. For these sequences, we verified that the usual entropy increases more slowly when the symbols are correlated and the Tsallis entropy exhibits, for a suitable choice of q , a linear behavior. We also study the chain as a random walk-like process and observe a nonusual diffusive behavior depending on the values of the parameter μ .

Keywords: Symbolic sequences, long-range correlations, Tsallis entropy, non-usual diffusion.

1. INTRODUCTION

Two basic assumptions of the statistical mechanics are: the “equal a priori probabilities” and ergodicity. When these assumptions do not hold, we need other suitable tools to study systems which exhibit a nonusual behavior. A typical situation can be found by analyzing systems which have an intermediate regime between periodic and chaotic [1]. This kind of system commonly shows a power law spectra and appears in several fields of science. Aspects of nonusual behavior have been explored, for instance, in biology[2], nuclear physics [3], financial market [4], music [5] and linguistics [6]. In this context, there are also works that search for correlations in DNA sequences [7–11] by using entropic indexes [12–16]. To provide a possible description for these systems which are not conveniently explained by the usual formalism, Tsallis[17] proposes an extension of the Boltzmann-Gibbs entropy. Many systems have been investigated by using this approach, e.g., long-range Hamiltonian systems like the HMF model [18], the generalized Lennard-Jonnes gas [19], self-gravitating systems [20] and anomalous diffusion [21].

In this direction, to try to clarify in a more direct way basic aspects related to Tsallis entropy, it may be convenient to consider specific models with a kind of long-range behavior. Considering this, the aim of this work is to explore the nonusual behavior of a symbolic model with an adjustable long-range behavior. More precisely, we investigate one dimensional symbolic sequences with long-range correlations which are generated by using the numerical experiment presented in Ref. [22]. The procedure uses two random numbers to obtain a lattice with N sites which represent the symbolic sequence. One of them, x , has a uniform distribution in the interval $[0,1]$

and the other emerges from the expression

$$y = A \left[\frac{1}{(1-x)^{1/(\mu-1)}} - 1 \right], \quad (1)$$

where A and μ are real parameters. We go through the symbolic sequence drawing x and filling $N_y = [y] + 1$ sites with the same value z , where $[y]$ denotes the integer part of y and z is a signal generator that can have one of four distinct values (0, 1, 2, 3) with the same statistical weight. A typical example obtained within this procedure is

$$Q = \left\{ \underbrace{0, 0, 0}_{N_y=3}, \underbrace{1, 1, 1, 1, 1}_{N_y=5}, \underbrace{0, 0}_{N_y=2}, \underbrace{1, 1, 1, 1}_{N_y=4}, \underbrace{0}_{N_y=1} \right\}$$

for a sequence with two symbols.

For the sequences generated with the procedure described above, we may obtain the probability distribution function of the variable y , $p(y)$, and show that, depending on the values of the μ , it can be asymptotically related to a Lévy distribution (for $y \geq 0$). In fact, after some calculations, one can show that $p(y)$ is given by

$$p(y) = (\mu - 1) \frac{A^{\mu-1}}{(A + y)^\mu}, \quad (2)$$

and the first moment of this distribution is $\langle y \rangle = A/(\mu - 2)$. By comparing the asymptotic limit of Eq.(2), $p(y) \sim 1/y^\mu$, with the asymptotic limit of the Lévy distributions, $p(y) \sim 1/y^{1+\eta}$, the relation between μ and η is $\mu = 1 + \eta$. Note also that $\langle y \rangle$ diverges for $\mu \rightarrow 2$. This fact indicates that, when μ is close to two, N_y may assume large values and fill a large part of the symbolic sequence with the same symbol. On the other hand, when μ is far from two ($\mu \gg 2$), large values of N_y become very rare and consequently the sequence has more alternated symbols.

*Electronic address: hvr@dfi.uem.br

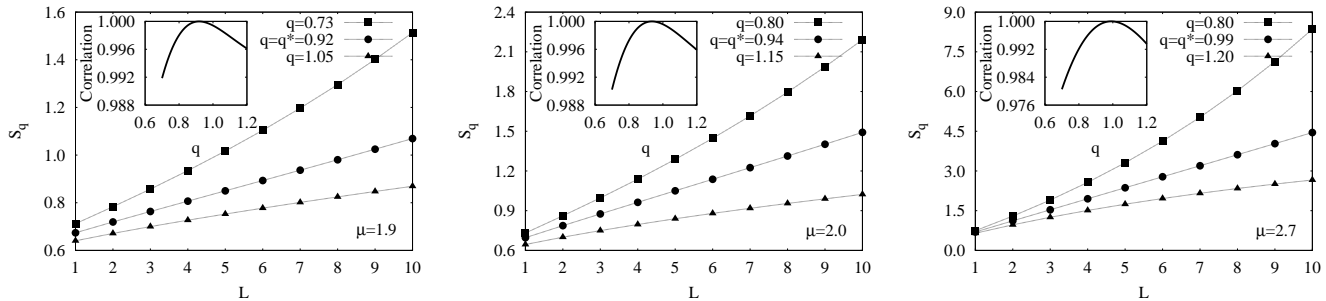


FIG. 1: S_q versus L for some values of μ (indicated in the figure) for a two-symbol sequence. We use $A = 2$ and $N = 10^8$ in all the three figures.

2. ENTROPY AND SEQUENCE

The Tsallis entropy is defined, for a system with W microstates and occupation probabilities p_i , as follows:

$$S_q = \frac{1 - \sum_{i=1}^W p_i^q}{q - 1}, \quad (3)$$

where q is a real parameter. In the limit $q \rightarrow 1$ we have the standard Boltzmann-Gibbs entropy. S_q is extensive for a composite system consisting of independent subsystems for $q = 1$ and nonextensive for $q \neq 1$; for this reason, S_q is sometimes referred to as nonextensive entropy. However, when we have long-range interactions or long-range correlations, the subsystems cannot be independent. In this case we will see that S_q can be extensive for a particular value of $q \neq 1$.

In order to evaluate the Tsallis entropy, for the symbolic sequence generated with the previous procedure, we fix windows of length L which are moved along the sequence. Then, we count how many times a given configuration (string) occurs, determining the probability p_i of a specific configuration i . To illustrate this procedure, suppose that we have the following sequence:

$$Q = \{0, 0, 1, 0, 0, 1, 1, 1, 0, 0, 0, 1, 0, 0, 0, 0, 1, 0, 1, 1\},$$

then we fix a window of length 2 and move it along the sequence, i.e., we have

$$Q = \left\{ \underbrace{0, 0}_1, \underbrace{0, 1}_2, \underbrace{1, 0}_3, \underbrace{0, 1}_4, \underbrace{1, 1}_5, \underbrace{1, 0}_6, \underbrace{0, 0}_7, \underbrace{0, 1}_8, \underbrace{0, 0}_9, \underbrace{0, 0}_0, \underbrace{1, 0}_1, \underbrace{0, 1}_1 \right\},$$

where the index below the keys indicates time steps of the window's motion. The next step is to count how many times a given configuration occurs, for example, the configuration $\{0, 0\}$ occurred 4 times (in the instants of "time" 1, 5, 7 and 8), leading to the probability $4/10$. Similarly, we calculate the probability of other configurations and for other window lengths as well.

Figure (1) shows S_q as a function of L for some values of μ . Note that for each value of μ there is only one value

of $q = q^*$ that makes the relation S_q versus L linear. This feature becomes evident when we look at the linear correlations (see the insets in Fig. (1)). We can observe from the above results that when μ decreases q^* also decreases.

Motivated by the previous results, we investigate the relation q^* versus μ for two, three and four-symbol sequences. The results are shown in Fig. (2). Note that, when μ increases, q^* tends to unity, and that the more symbols the sequence has, the faster it reaches towards one. This feature shows that large values of μ generate small values of N_y and consequently the terms of the symbolic sequence becomes noncorrelated leading to the usual description based on the Boltzmann-Gibbs entropy. However, when μ decreases, N_y is generally very large (remember that, when $\mu < 2$, all the moments of $p(y)$ diverge) and introduces correlation among the terms of the symbolic sequence which are not properly described by the usual formalism. The decreasing values of q^* reflects this unusual behavior. We emphasize that in this case the Tsallis entropy is extensive and Boltzmann-Gibbs entropy is not, indicating the applicability and robustness of the generalized entropy.

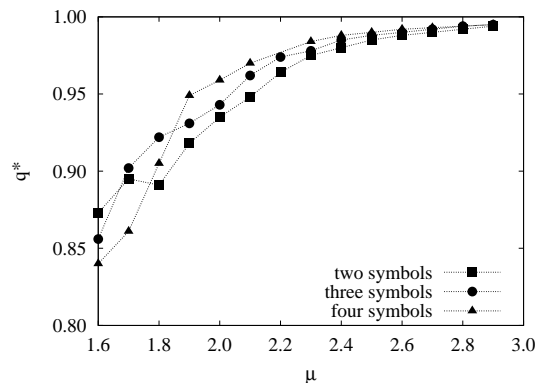


FIG. 2: The entropic index q^* versus μ for two, three and four-symbol sequences, with $A = 2$ and $N = 10^8$.

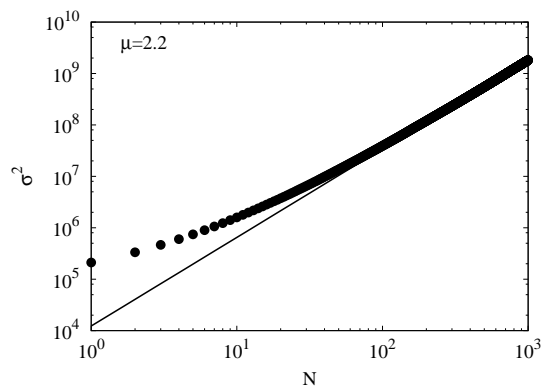


FIG. 3: The standard-deviation versus N for $\mu = 2.2$ and $A = 0.1$.

3. DIFFUSION AND SEQUENCE

In order to explore further aspects of a symbolic sequence, let us consider it as an erratic trajectory and establish a correspondence with a diffusive process. For the case of two-symbol sequences, we associate the symbol “0” with a jump of unit length to the right and the symbol “1” with a jump of unit length to the left. That is, a random walk-like process.

Using the previous prescription, we calculate the standard-deviation for $i = 1$ to N over 10^5 events as we can see in Fig. (3). We know that the slope α of this curve is one for a usual diffusion, but in the case of Fig.(3) α is greater than one. We also observed that α depends on μ . This behavior is shown in Fig.(4a). Note

that for small values of μ ($\mu < 3$) the diffusion is anomalous, i.e., we have a superdiffusion, and for large values ($\mu \geq 3$) the diffusion regimes tend to a usual diffusion. This behavior can be explained if we remember that for small values of μ , N_y can be very large and consequently the walker can make large steps without changing the direction. When μ is large, this event becomes very rare because N_y is in general small, making the walker change directions, producing a usual erratic trajectory. We may also connect α with q^* through the values of μ . In order to do this we evaluate the relation q^* versus μ as shown in Fig. (4b) and exhibit q^* versus α in Fig. (4c).

4. DISCUSSION AND CONCLUSION

We verified that by varying the value of μ we can produce long-range correlations in symbolic sequences. This is evidenced by the nonlinear growing of the Boltzmann-Gibbs entropy. This feature led us to use the Tsallis entropy with suitable values of q to obtain a satisfactory description of these sequences. Specifically, we observed that the Tsallis entropy preserves the extensivity even

when the terms of the symbolic sequence are correlated.

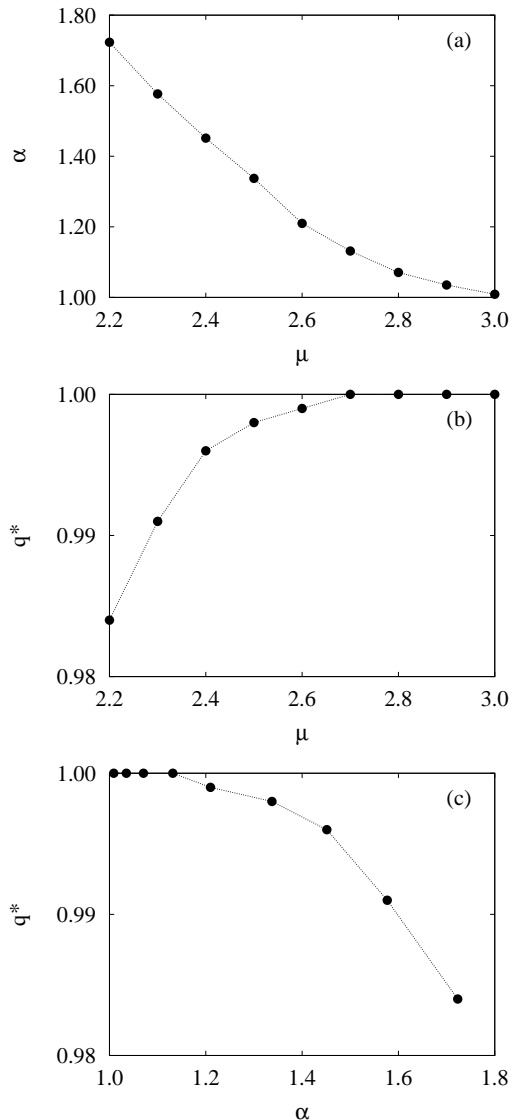


FIG. 4: (a) The α slope of the curve in Fig (3) versus μ (b) the entropic index q^* versus μ and (c) q^* versus α . In the three figures we use $A = 0.1$.

We also considered the symbolic sequence as a random walk-like process and evaluated the standard deviation. The result showed that the diffusive process presents a superdiffusive regime which emerges for small values of μ ($\mu < 3$). The usual diffusion is recovered when $\mu \geq 3$.

Acknowledgements

The authors thank CENAPAD-SP (Centro Nacional de Processamento de Alto Desempenho em São Paulo) for the computational support and the CNPq/INCT-SC for financial support.

-
- [1] P. Gaspard and X. J. Wang, Proc. Nat. Acad. Sci. USA **85**, 4591 (1988).
- [2] R. S. Mendes, L. R. Envagelista, S. M. Thomaz, A. A. Agostinho, and L. C. Gomes, Ecography **31**, 450 (2008).
- [3] A. Drago, A. Lavagno, and P. Quarati, Physica A **344**, 472 (2004).
- [4] S. M. D. Queirós, L. G. Moyano, J. de Souza, and C. Tsallis, Eur. Phys. J. B **55**, 161 (2007).
- [5] E. P. Borges, Eur. Phys. J. B **30**, 593 (2002).
- [6] M. A. Montemurro, Physica A **300**, 567 (2001).
- [7] K. Krishnamachari and A. Krishnamachari, Neural Information Processing **3316**, 1354 (2004).
- [8] C. K. Peng, S. V. Buldyrev, A. L. Goldberger, S. Havlin, F. Sciortino, M. Simons, and H. E. Stanley, Nature **356**, 168 (1992).
- [9] H. Herzel and I. Grosse, Physica A **216**, 518 (1995).
- [10] W. T. Li, T. G. Marr, and K. Kaneko, Physica D **75**, 392 (1994).
- [11] P. Allegrini, P. Grigolini, and B. J. West, Phys. Lett. A **211**, 217 (1996).
- [12] W. Ebeling, R. Feistel, and H. Herzel, Phys. Scripta **35**, 761 (1987).
- [13] W. Li and K. Kaneko, Europhys. Lett. **17**, 655 (1992).
- [14] H. Herzel, W. Ebeling, and A. O. Schmitt, Phys. Rev. E **50**, 5061 (1994).
- [15] A. O. Schmitt and H. Herzel, J. Theor. Biol. **188**, 369 (1997).
- [16] P. Liò, A. Politi, M. Buiatti, and S. Ruffo, J. Theor. Biol. **180**, 151 (1996).
- [17] C. Tsallis, J. Stat. Phys. **52**, 479 (1988).
- [18] A. Pluchino, A. Rapisarda, and C. Tsallis, Europhys. Lett. **80**, 26002 (2007).
- [19] E. P. Borges and C. Tsallis, Physica A **305**, 148 (2002).
- [20] J. L. Du, Astrophysics and space science **305**, 247 (2006).
- [21] P. C. Assis, L. R. da Silva, E. K. Lenzi, L. C. Malacarne, and R. S. Mendes, J. Math. Phys. **46**, 123303 (2005).
- [22] M. Buiatti, P. Grigolini, and L. Palatella, Physica A **268**, 214 (1999).