

# Fluctuation-induced collective motion: A single-particle density analysis

Chiu Fan Lee\*

Max Planck Institute for the Physics of Complex Systems, Nöthnitzer Str. 38, 01187 Dresden, Germany

(Dated: February 21, 2019)

In a system of noisy self-propelled particles with interactions that favor directional alignment, collective motion will appear if the density of particles increases beyond a certain threshold. In this paper, we argue that such a threshold depends also on the profiles of the perturbation in the particle directions. Specifically, we perform mean-field, linear stability, perturbative and numerical analyses on an approximated form of the Fokker-Planck equation describing the system, and find that an angular perturbation to an initially homogeneous system can trigger collective motion, if the perturbation is large in magnitude and is highly localized in space. Our results also indicate that high particle speed promotes collective motion.

PACS numbers: 05.40.-a, 45.50.-j, 05.65.+b, 64.60.-i

## I. INTRODUCTION

The interesting phenomena of flocking in animals [1–3] and self-organized patterns in motile cells [4–6] are currently driving the intense theoretical study of collective motion among self-propelled particles [7–17]. In particular, a comprehensive linear stability analysis on the onset of collective motion from the perspective of Boltzmann equation has recently appeared [18]. Models for collective motion usually involve motile particles that possess alignment interactions and angular noise. Collective motion is then observed if the density of particles increases beyond a certain threshold. Besides density fluctuations, fluctuations in the directions of the particles constitute another important aspect of the system. Here, we study a minimal model for collective motion and show that the threshold for collective motion transition can depend on the profiles of directional fluctuations. Specifically, we find that an initial directional perturbation to a spatially homogeneous system will be amplified, if the perturbation is large in magnitude and is highly localized in space. We also demonstrate that high particle speed promotes collective motion.

To achieve our results, we first write down the Fokker-Planck equation describing the single-particle density distribution of the system in Sect. II. We then investigate in Sect. III the equation in the Fourier space of the directional component, and argue that only the zeroth and the first modes are important at the onset of collective motion. As a result, the dynamics of the distribution function can be captured by a set of two nonlinear coupled differential equations, which we subsequently study with linear stability analysis in Sect. IV. In Sect. V, we go beyond the linear stability regime by investigating the dynamical equations perturbatively and numerically.

## II. MODEL

In this work, we follow [16] and consider a minimal model for collective motion in two dimensions, where every particle is assumed to have constant speed and that their interactions consist only of directional alignment mechanism. Noise is incorporated in the direction of travel. Specifically, let there be  $N$  particles in a volume of  $V$ , their equations of motion are:

$$\frac{d\mathbf{r}_i}{dt} = \frac{2u}{\pi} \mathbf{v}(\theta_i) \quad (1)$$

$$\frac{d\theta_i}{dt} = -\frac{\partial U}{\partial \theta_i}(\mathbf{R}, \Theta) + \sqrt{2D} \eta_i(t) \quad (2)$$

where  $1 \leq i \leq N$ ,  $\mathbf{R} \equiv (\mathbf{r}_1, \dots, \mathbf{r}_N)$ ,  $\Theta \equiv (\theta_1, \dots, \theta_N)$ ,  $\mathbf{v}(\theta) \equiv (\cos \theta, \sin \theta)$ , and the noise is assumed to be Gaussian characterized by the following moments:

$$\langle \eta_i(t) \rangle = 0 \quad , \quad \langle \eta_i(t) \eta_j(t') \rangle = \delta_{ij} \delta(t - t') \quad (3)$$

Moreover, the alignment interaction is assumed to be of very short range and thus can be approximated by a delta function:

$$U(\mathbf{R}, \Theta) = -\frac{\gamma}{\pi} \sum_{i < j} \delta^{(2)}(\mathbf{r}_i - \mathbf{r}_j) \cos(\theta_i - \theta_j) . \quad (4)$$

If we denote the probability distribution of the density of particles in the state  $(\mathbf{R}, \Theta)$  at time  $t$  by  $f(t, \mathbf{R}, \Theta)$ , then the Fokker-Planck equation corresponding to the system is [19]:

$$\begin{aligned} \frac{\partial f}{\partial t} = & \sum_i \left\{ D \frac{\partial^2}{\partial \theta_i^2} f - \frac{2u}{\pi} \nabla_{\mathbf{r}_i} \cdot [\mathbf{v}(\theta_i) f] \right\} \\ & + \frac{\gamma}{\pi} \sum_{i < j} \frac{\partial}{\partial \theta_i} \left[ \delta^{(2)}(\mathbf{r}_i - \mathbf{r}_j) \sin(\theta_i - \theta_j) f \right] . \quad (5) \end{aligned}$$

Naturally, we are not interested in all the information captured by  $f$ , and we will from now on focus on the single-particle density function,  $\rho$ ,

$$\rho(\mathbf{r}_1, \theta_1) = \frac{(N!) \int d\mathbf{r}_2 \cdots d\mathbf{r}_N d\theta_2 \cdots d\theta_N f(\mathbf{R}, \Theta)}{(N-1)!} . \quad (6)$$

\*Electronic address: cflee@pks.mpg.de

From Eq. (5), we can express  $\rho$  in terms of the two-particle density function  $\rho^{(2)}$ :

$$\frac{\partial \rho(\mathbf{r}, \theta)}{\partial t} = D \frac{\partial^2 \rho(\mathbf{r}, \theta)}{\partial \theta^2} - \frac{2u}{\pi} \left[ \cos \theta \frac{\partial \rho(\mathbf{r}, \theta)}{\partial x} + \sin \theta \frac{\partial \rho(\mathbf{r}, \theta)}{\partial y} \right] + \frac{\gamma}{\pi} \frac{\partial}{\partial \theta} \left[ \int d\theta' \int d\mathbf{r}' \delta^{(2)}(\mathbf{r} - \mathbf{r}') \sin(\theta - \theta') \rho^{(2)}(\mathbf{r}, \theta, \mathbf{r}', \theta') \right]. \quad (7)$$

where

$$\rho^{(2)}(\mathbf{r}_1, \theta_1, \mathbf{r}_2, \theta_2) = \frac{(N!) \int d\mathbf{r}_3 \cdots d\mathbf{r}_N d\theta_3 \cdots d\theta_N f(\mathbf{R}, \Theta)}{(N-2)!}. \quad (8)$$

The above manipulation is akin to the BBGKY hierarchy formalism [20]. To continue with our analytical treatment, we will ignore the second ordered correlation and adopt the *product distribution* assumption:  $\rho^{(2)}(\mathbf{r}, \theta, \mathbf{r}', \theta') = \rho(\mathbf{r}, \theta) \rho(\mathbf{r}', \theta')$ . This assumption is similar to the molecular chaos assumption in the context of Boltzmann equation, and is also adopted in [15, 18].

By Fourier transforming the above equation with respect to the angular variable,  $\theta$ , we have:

$$\partial_t \hat{\rho}_n(\mathbf{r}) = -Dn^2 \hat{\rho}_n(\mathbf{r}) - u \left[ \partial_x (\hat{\rho}_{n+1}(\mathbf{r}) + \hat{\rho}_{n-1}(\mathbf{r})) \right]$$

$$+ i \partial_y (\hat{\rho}_{n-1}(\mathbf{r}) - \hat{\rho}_{n+1}(\mathbf{r})) - \gamma n \left[ \hat{\rho}_{-1}(\mathbf{r}) \hat{\rho}_{n+1}(\mathbf{r}) - \hat{\rho}_1(\mathbf{r}) \hat{\rho}_{n-1}(\mathbf{r}) \right] \quad (9)$$

where  $\rho(\mathbf{r}, \theta) = \sum_{n=-\infty}^{\infty} \hat{\rho}_n(\mathbf{r}) e^{-in\theta}$ .

Since  $\hat{\rho}_n(\mathbf{r})$  are complex, we will denote them by  $\alpha_n(\mathbf{r}) + i\beta_n(\mathbf{r})$  where  $\alpha_n$  and  $\beta_n$  are real functions. In relation to the original density function, we have

$$\begin{aligned} \rho(\mathbf{r}, \theta) &= \sum_{n \in \mathbf{Z}} [\alpha_n(\mathbf{r}) + i\beta_n(\mathbf{r})] e^{-in\theta} \\ &= \alpha_0(\mathbf{r}) + 2 \sum_{n>1} [\alpha_n(\mathbf{r}) \cos(n\theta) + \beta_n(\mathbf{r}) \sin(n\theta)] \end{aligned} \quad (10)$$

where for the second equality, the following conditions for the  $\alpha_n$  and  $\beta_n$  have been employed:

$$\alpha_n = \alpha_{-n} \quad , \quad \beta_n = -\beta_{-n} \quad , \quad (11)$$

which are due the fact that  $\rho$  is real. Writing Eq. 9 in terms of the  $\alpha_n$  and  $\beta_n$ , we have for  $n \in \mathbf{Z}$ ,

$$\partial_t \alpha_n = -Dn^2 \alpha_n - u \left[ \partial_x (\alpha_{n+1} + \alpha_{n-1}) - \partial_y (\beta_{n-1} - \beta_{n+1}) \right] - \gamma n \left[ \alpha_1 (\alpha_{n-1} - \alpha_{n+1}) + \beta_1 (\beta_{n-1} + \beta_{n+1}) \right] \quad (12)$$

$$\partial_t \beta_n = -Dn^2 \beta_n - u \left[ \partial_x (\beta_{n+1} + \beta_{n-1}) + \partial_y (\alpha_{n+1} - \alpha_{n-1}) \right] - \gamma n \left[ \alpha_1 (\beta_{n+1} - \beta_{n-1}) - \beta_1 (\alpha_{n+1} + \alpha_{n-1}) \right]. \quad (13)$$

Note that the arguments  $(t, \mathbf{r})$  in  $\alpha_n$  and  $\beta_n$  are omitted in the above equations to ease notation.

### III. MEAN-FIELD APPROXIMATION

To avoid having to deal with the above infinite set of differential equations, we will sort to truncate the number of differential equations to be considered. To do so, we first study the system in a mean-field manner [21], i.e., we set  $\hat{\rho}_n(t, \mathbf{r}) = \hat{\rho}_n(t)$  for all  $\mathbf{r}$ . Eqs (12) and (13) then become

$$\frac{d\alpha_n}{dt} = -Dn^2 \alpha_n - \gamma n \left[ \alpha_1 (\alpha_{n+1} - \alpha_{n-1}) + \beta_1 (\beta_{n-1} + \beta_{n+1}) \right] \quad (14)$$

$$\frac{d\beta_n}{dt} = -Dn^2 \beta_n - \gamma n \left[ \alpha_1 (\beta_{n+1} - \beta_{n-1}) - \beta_1 (\alpha_{n+1} + \alpha_{n-1}) \right]. \quad (15)$$

Note that  $d\alpha_0/dt = 0$  due to the fact that  $\alpha_0$  corresponds to the overall density of the system, which does not change.

Let us assume that the  $\beta$  modes are not excited at  $t = 0$  and so we need only focus on the  $\alpha$  modes. For instance, the first three modes are of the form:

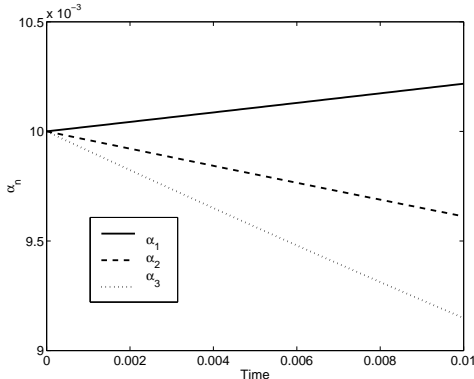
$$\frac{d\alpha_1}{dt} = \gamma \alpha_0 \alpha_1 - (D\alpha_1 + \alpha_1 \alpha_2) \quad (16)$$

$$\frac{d\alpha_2}{dt} = \gamma \alpha_1^2 - (4D\alpha_2 + \alpha_1 \alpha_3) \quad (17)$$

$$\frac{d\alpha_3}{dt} = \gamma \alpha_1 \alpha_2 - (9D\alpha_3 + \alpha_2 \alpha_4). \quad (18)$$

At the onset of collective motion (CM) from a spatially and angularly homogeneous system, we expect that  $|\alpha_n| \ll 1$  for  $n > 1$ . Let us define  $\epsilon$  as  $\max_{n>1} |\alpha_n|$  at the onset of CM, we see that only  $d\alpha_1/dt$  is of order  $\epsilon$  while all the time-derivatives for the higher order modes are of order  $\epsilon^2$ . Furthermore, the coefficients associated with the damping term  $D$  for the  $n$ -th modes scale with  $n^2$ , which further suggests that only the lowest mode is important. In Fig. 1, we show by numerically solving Eqs 14 and Eqs 15 that only  $\alpha_1$  grows at the onset of CM. Another corroborating evidence is from [15, 18] where the authors employed their *scaling ansatz*, which is supported by their numerical simulations, to argue that the higher order modes are indeed negligible at the onset of

FIG. 1: The temporal evolution of  $\alpha_n$  and  $\beta_n$  with the initial condition that  $\alpha_0(0) = 1$ ,  $\alpha_{n>1}(0) = 0.01$ , and  $\beta_n(0) = 0$  for all  $n$ . The other parameters are:  $D = 1$  and  $\gamma = 1.01$ . In other words, we are in the CM regime based on the mean-field result Eq. (22). Only the first three  $\alpha$  modes are shown and the trend of higher order modes having more rapid decays continues.



CM. Based on all these reasons, we will truncate the original dynamical equations, Eq. (9), by omitting all  $\hat{\rho}_n$  for  $n > 1$ . Eqs (14) and (15) are hence simplified to:

$$\frac{d\alpha_0}{dt} = 0 \quad (19)$$

$$\frac{d\alpha_1}{dt} = (-D + \gamma\alpha_0)\alpha_1 \quad (20)$$

$$\frac{d\beta_1}{dt} = (-D + \gamma\alpha_0)\beta_1. \quad (21)$$

The above equations immediately demonstrates that the requirement for collective motion is that

$$\gamma\alpha_0 - D > 0. \quad (22)$$

This condition has previously been derived in [16]. Expectedly, the above condition indicates that collective motion is facilitated by having strong interaction ( $\gamma$ ), high particle density ( $\alpha_0$ ) and weak noise ( $D$ ).

#### IV. LINEAR STABILITY ANALYSIS

We now continue with our truncation approximation, but re-installed the spatial variable into Eqs (20) and (21):

$$\partial_t \alpha_0 = -2u(\partial_x \alpha_1 + \partial_y \beta_1) \quad (23)$$

$$\partial_t \alpha_1 = -D\alpha_1 - u\partial_x \alpha_0 + \gamma\alpha_0\alpha_1 \quad (24)$$

$$\partial_t \beta_1 = -D\beta_1 - u\partial_y \alpha_0 + \gamma\alpha_0\beta_1, \quad (25)$$

where the arguments  $(t, x, y)$  for the  $\alpha$  and  $\beta$  functions are again suppressed. To the best of the author's knowledge, the above set of differential equations do not admit

analytical solutions, we will therefore study it firstly with linear stability analysis. Before we do so, we will make one further simplification – we see from the above equations that  $\alpha_1$  and  $\beta_1$  are coupled exclusively to a different spatial dimension – the  $x$  and  $y$  dimensions respectively. We will therefore from now on assume that  $\alpha_1$  is not excited and focus only on  $\alpha_0$  and  $\beta_1$ . By inspecting Eq. 10, we see that the omission of  $\alpha_1$  is the same as focusing only on angular perturbation of the form  $\sin(\theta)$ , i.e., if the system is initially homogeneous in the  $x$  dimension, then the  $x$  dimension will remain homogeneous while the perturbation will prompt the motile particles to travel in the positive  $y$  direction. With this simplification, we arrive at the following dynamical equations:

$$\partial_t \alpha = -2u\partial_y \beta \quad (26)$$

$$\partial_t \beta = -D\beta - u\partial_y \alpha + \gamma\alpha\beta, \quad (27)$$

where we have omitted the subscript 0 for  $\alpha$  and 1 for  $\beta$  to ease notations.

The fixed point in the homogeneous phase corresponds to  $\alpha = C$ ,  $\beta = 0$  where  $C$  is a constant corresponding to the density. We now perform linear stability analysis on this fixed-point by considering the linear response of the system to a small perturbation of the form:

$$\alpha = C + Ae^{\lambda t + i q y} \quad (28)$$

$$\beta = Be^{\lambda t + i q y} \quad (29)$$

where  $A, B \ll 1$  and  $q$  is an arbitrary frequency. Substituting the above into Eqs (26) and (27) gives

$$\lambda = \pm \sqrt{-2u^2 q^2 + (D - \gamma C)^2 / 4} - (D - \gamma C) / 2, \quad (30)$$

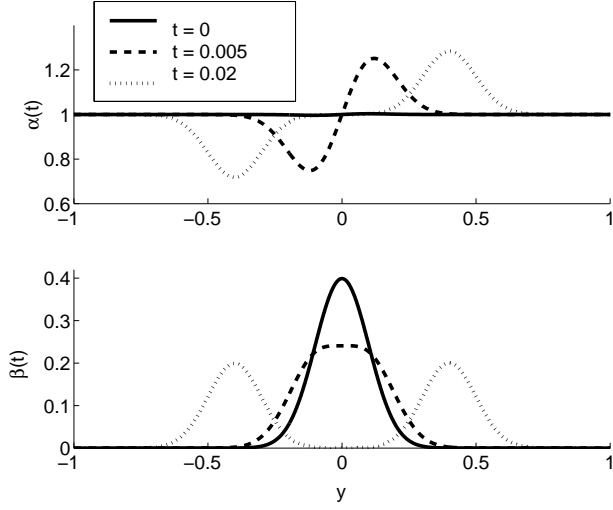
which indicates that  $\lambda > 0$  if and only if  $\gamma C > D$ . In other words, we have recovered the condition found in our previous mean-field analysis (c.f. Eq. (22)).

Although this result is consistent with what we found in the previous section, pieces of the picture at the onset of CM are still lacking. For instance, the phase transition condition found here does not even depend on the speed of the particle  $u$ . This is unsatisfactory because we know that long range order would not be possible if  $u = 0$  [8, 9]. Moreover, it is desirable to see how the coupling between the spatial and temporal dimension affects the rise of the excited mode  $\beta$ . To gain insight in these questions, we will go beyond the linear stability regime and analyse the dynamical equations with perturbative method in the next section.

#### V. BEYOND LINEAR STABILITY ANALYSIS

In this section, we will study Eqs (26) and (27) perturbatively. Specifically, we will assume that  $D, \gamma \ll 1$ , in the units of distance and time set by having  $\alpha(t=0, y) = 1$  and  $u = 1/\sqrt{2}$ . Furthermore, since we are primarily interested in the dynamics at the onset of CM, we will assume that  $\gamma/D$  is of order unity (c.f. Eq. (22)). These

FIG. 2: The density profiles of  $\alpha$  and  $\beta$  at different times obtained by numerically solving the set of differential equations in Eqs (31) and (32), with parameters as follow:  $u = 1/\sqrt{2}$ ,  $\alpha(t = 0, y) = 1$  and  $D = \gamma = b = \sigma = 0.1$ .



assumptions allow us to employ  $D$  (or equivalently,  $\gamma$ ) as the expansion parameter in our perturbative treatment. In contrast to the linear stability analysis in the previous section where the perturbation magnitude is assumed to be small enough that the nonlinear term is negligible, the perturbative approach adopted here allows us to study the effects of the nonlinear term on the dynamics.

In the aforementioned units, Eqs (26) and (27) are:

$$\partial_t \alpha = -\sqrt{2} \partial_y \beta \quad (31)$$

$$\partial_t \beta = -D\beta - \frac{1}{\sqrt{2}} \partial_y \alpha + \gamma \alpha \beta. \quad (32)$$

We now expand  $\alpha$  and  $\beta$  as:

$$\alpha = \alpha^{(0)} + D\alpha^{(1)} + \mathcal{O}(D^2) \quad (33)$$

$$\beta = \beta^{(0)} + D\beta^{(1)} + \mathcal{O}(D^2). \quad (34)$$

The zero-th order (in  $D$ ) terms follow the following differential equations:

$$\partial_t \alpha^{(0)} = -\sqrt{2} \partial_y \beta^{(0)} \quad , \quad \partial_t \beta^{(0)} = -\frac{1}{\sqrt{2}} \partial_y \alpha^{(0)}. \quad (35)$$

The above set of differential equations can be solved by employing the Laplace-Fourier Transform method. For the initial conditions of  $\alpha^{(0)}(t = 0, y) = 1$  and  $\beta^{(0)}(t = 0, y) = be^{-y^2/(2\sigma^2)}/\sqrt{2\pi}\sigma$ . The solutions are:

$$\alpha^{(0)}(t, y) = 1 + \frac{b}{2\sqrt{\pi}\sigma} \left[ e^{-\frac{(y-t)^2}{2\sigma^2}} - e^{-\frac{(y+t)^2}{2\sigma^2}} \right] \quad (36)$$

$$\beta^{(0)}(t, y) = \frac{b}{2\sqrt{2\pi}\sigma} \left[ e^{-\frac{(y-t)^2}{2\sigma^2}} + e^{-\frac{(y+t)^2}{2\sigma^2}} \right]. \quad (37)$$

In other words, a Gaussian perturbation in  $\beta$  at  $t = 0$  splits into two Gaussian distributions traveling in opposite directions with unit speed (as a result of setting  $u$  to  $1/\sqrt{2}$ ). The perturbation also induces a density wave in the form a Gaussian distribution traveling with unit speed in the positive direction, and an inverted Gaussian density wave traveling in the opposite direction (c.f. Fig. 2). This is akin to the stripe traveling wave pattern found in the CM phase [10, 18].

The differential equations governing the first-order terms are:

$$\partial_t \alpha^{(1)} = -\sqrt{2} \partial_y \beta^{(1)} \quad (38)$$

$$\partial_t \beta^{(1)} = -\frac{1}{\sqrt{2}} \partial_y \alpha^{(1)} + \left( \frac{\gamma}{D} \alpha^{(0)} - 1 \right) \beta^{(0)}. \quad (39)$$

where  $\alpha^{(0)}$  and  $\beta^{(0)}$  above are now given by Eqs (36) and (37). The initial conditions for the above equations are:  $\alpha^{(1)}(t = 0, y) = \beta^{(1)}(t = 0, y) = 0$ . In the Appendix, we give an outline on how the solutions can be obtained, which are of the form:

$$\alpha^{(1)} = -\frac{bt}{4\sqrt{\pi}\sigma} (U_2^- - U_2^+) \quad (40)$$

$$+ \frac{\gamma}{D} \left\{ \frac{b^2 t}{8\pi\sigma^2} (U_1^- + U_1^+) + \frac{bt}{4\sqrt{\pi}\sigma} (U_2^- - U_2^+) + \frac{b^2}{16\sqrt{\pi}\sigma} (V_0^- - V_0^+) \right\} \quad (41)$$

$$\beta^{(1)} = -\frac{bt}{4\sqrt{2\pi}\sigma} (U_2^- + U_2^+) + \frac{b}{8} (V_1^- - V_1^+) \quad (42)$$

$$+ \frac{\gamma}{D} \left\{ \frac{b^2 t}{8\sqrt{2\pi}\sigma^2} (U_1^- - U_1^+) + \frac{bt}{4\sqrt{2\pi}\sigma} (U_2^- + U_2^+) - \frac{b}{8} (V_1^- - V_1^+) \right\}. \quad (43)$$

where

$$U_m^\pm = \exp\left(-\frac{(x \pm t)^2}{m\sigma^2}\right) \quad (44)$$

$$V_m^\pm = \operatorname{erf}\left(\frac{x \pm t}{2m/2\sigma}\right). \quad (45)$$

Although the above solutions look unwieldy, we can still see some of the physics buried in there. For instance, the angular diffusion term (the  $-D\beta$  term in Eq. (32)) induces a decay in  $\alpha$  with the negative term shown in Eq. (40), which is linear in  $t$ . For the  $\beta$  mode, the corresponding induced decay (c.f. Eq. (42)) is also linear in  $t$ , albeit with a correction term in the form of a sum of two error functions  $\operatorname{erf}(\cdot)$  [22].

Given the complexity of the solutions, we will look for other meaningful quantities that quantifies the effect of the initial perturbation. For instance, the temporal evolution of total increase in  $\beta^{(1)}$  due to the initial pertur-

FIG. 3: The temporal evolutions of (a)  $A$  (c.f. Eq. (47)) and (b)  $B$  (c.f. Eq. (47)), obtained by numerically solving the set of differential equations in Eqs (31) and (32), with  $D = \gamma = b = 0.1$ . (c) The zoom-in plot of  $B(t)$  at small time with the three curves corresponding to the theoretical expressions given in Eq. (50).

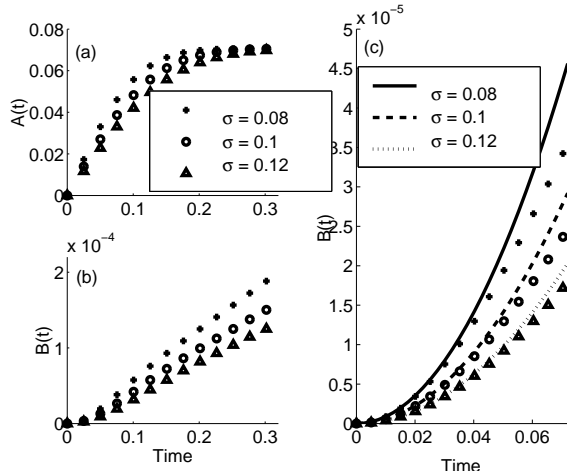
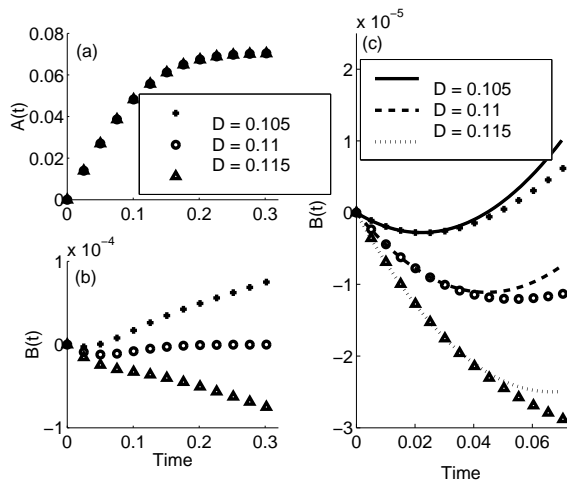


FIG. 4: The temporal evolutions of (a)  $A$  (c.f. Eq. (47)) and (b)  $B$  (c.f. Eq. (47)), obtained by numerically solving the set of differential equations in Eqs (31) and (32), with  $\gamma = b = \sigma = 0.1$ . The zoom-in plot of  $B(t)$  at small time with the three curves corresponding to the theoretical expressions given in Eq. (50).



bation can be obtained from Eq. (39):

$$\begin{aligned} \partial_t \left( \int_{-\infty}^{\infty} dy \beta^{(1)}(t, y) \right) &= \int_{-\infty}^{\infty} dy \left( \frac{\gamma}{D} \alpha^{(0)} - 1 \right) \beta^{(0)} \\ &= b \left( \frac{\gamma}{D} - 1 \right) \end{aligned} \quad (46)$$

This indicates that when summed over the whole space, the  $\beta$  mode is amplified only if  $\gamma > D$ . This is again

consistent with the result we obtained in Sect. III and Sect. IV.

Besides the above quantity, the following two quantities are also of interest:

$$A(t) \equiv \int_0^{\infty} dy \alpha(t, y); \quad B(t) \equiv \int_0^{\infty} dy [\beta(t, y) - \beta(0, y)]. \quad (47)$$

Namely,  $A$  and  $B$  correspond to the responses in the density ( $\alpha$ ) and in the  $\beta$  mode *in the direction* of the angular perturbation. These are in fact arguably better quantities to consider as they capture the directional nature of the perturbation. From Eq. (39), we have:

$$\frac{dB(t)}{dt} = \frac{D\alpha^{(1)}(t, y=0)}{\sqrt{2}} + \frac{b(\gamma - D)}{2} + \frac{\gamma b^2}{4\sqrt{2}\pi\sigma} \operatorname{erf}\left(\frac{t}{\sigma}\right). \quad (48)$$

The expression of  $\alpha^{(1)}$  in Eqs (40) and (41) allows us to find that

$$\alpha^{(1)}(t, y=0) = \frac{b^2\gamma}{\pi\sigma^2 D} \left[ -\frac{t^3}{6\sigma^2} + \frac{t^5}{10\sigma^4} \right] + \mathcal{O}(t^7). \quad (49)$$

Therefore, up to order  $\mathcal{O}(t^3)$ , we have

$$B(t) = \frac{b(\gamma - D)t}{2} + \frac{\gamma t^2}{4\sqrt{2}\pi} \left( \frac{b}{\sigma} \right)^2. \quad (50)$$

The third term in the right hand side above highlights the importance of the term  $b/\sigma$ , especially when  $D \simeq \gamma$ . Fig. 3(a) and (b) display the temporal evolutions of  $A(t)$  and  $B(t)$  by solving Eqs (31) and (32) numerically in the case of  $D = \gamma$ . They clearly show the amplification of the initial perturbation, which we have taken as an indication for the onset of collective motion in longer time. Fig. 3(c) demonstrates that at short time, the dynamics is well described by the expression in Eq. (50). Furthermore, due to the positive second term in the R.H.S. above, the formula for  $B(t)$  suggests that there is a possibility of perturbation amplification even if  $D > \gamma$ , e.g., when  $b/\sigma \gg 1$ . This is indeed shown to be the case in Fig. 4(a) and (b), where amplification of the perturbation is seen for  $D/\gamma < 1.1$ . In other words, a sharp perturbation in the angular domain is able to induce collective motion even if the density is below the phase transition threshold as obtained in the mean-field model.

If we now restore the speed,  $u$ , and the initial density,  $c$ , where  $c = \alpha(t=0, y)$ , into Eq. (50), we have

$$B(t) = \frac{bc(c\gamma - D)t}{2} + \frac{\gamma u c t^2}{4\pi} \left( \frac{b}{\sigma} \right)^2. \quad (51)$$

Note that the speed of the particles only appears in the second term above, which is positive. Hence, the above formula suggests that the particle speed has a net effect of amplifying the initial perturbation and thus facilitating collective motion transition.

## VI. CONCLUSION

In summary, starting with a Fokker-Planck equation for a minimal model of CM, we derived a set of two coupled differential equations that describes the system at the onset of CM. We then study the equations with mean-field, linear stability, perturbative and numerical analyses, and came to the results that the critical condition for collective motion depends on the profiles of directional fluctuations in the particles. In particular, a strong and highly localized directional perturbation promotes collective motion. Our results also demonstrate the importance of particle speed for collection motion transition. As a result, the critical point for CM should depend on the speed  $u$ , the perturbation magnitude  $b$  and the perturbation wavelength  $\sigma$ . This is in stark contrast to the mean-field and linear stability analyses where only the hydrodynamic, or infinite-wavelength, mode dictates the onset of CM. Our results therefore highlights the importance of incorporating the nonlinear term into the analysis.

The main limitation of this work is on the approximation adopted – the omissions of higher order modes. While we believe that such an approximation is appropriate at the onset of CM, it would be highly desirable to have a systematic method to incorporate the higher order modes into the dynamics. Besides the consideration of the higher order modes, singular perturbation method would also be needed to investigate the long-time behaviour of the system [22]. We believe that these two aspects would constitute two promising directions for future investigation.

## Appendix

In this appendix, we give an outline on how to solve the following set of differential equations:

$$\partial_t \alpha^{(1)} = -\sqrt{2} \partial_y \beta^{(1)} \quad (\text{A.1})$$

$$\partial_t \beta^{(1)} = -\frac{1}{\sqrt{2}} \partial_y \alpha^{(1)} + \left( \frac{\gamma}{D} \alpha^{(0)} - 1 \right) \beta^{(0)}, \quad (\text{A.2})$$

with the initial conditions that  $\alpha^{(1)}(t=0, y) = \beta^{(1)}(t=0, y) = 0$ . We firstly eliminate  $\alpha^{(1)}$  in Eq. (A.2) to obtain:

$$\partial_{tt} \beta^{(1)} - \partial_{yy} \beta^{(1)} = \partial_t \left[ \frac{\gamma}{D} \alpha^{(0)} \beta^{(0)} - \beta^{(0)} \right]. \quad (\text{A.3})$$

We now write the R.H.S. of Eq. (A.3) as

$$\frac{b}{2\sqrt{2}\pi\sigma} \left[ \frac{\gamma}{D} (U_2^- + U_2^+) + \frac{b\gamma}{2\sqrt{\pi}\sigma D} (U_1^- - U_1^+) - (U_2^- + U_2^+) \right]. \quad (\text{A.4})$$

We now note that for any function  $F(\cdot)$   $g(\cdot)$  and  $h(\cdot)$ ,

$$-4[F'(y-t) \pm F'(y+t)] = (\partial_{tt} - \partial_{yy}) \left[ (y+t)F(y-t) \pm (y-t)F(y+t) + g(x-t) + h(x+t) \right]. \quad (\text{A.5})$$

Employing the identity above, the particular integral part of  $\beta^{(1)}$  is completely fixed by Eq. (A.4). The corresponding part of the solution for  $\alpha^{(1)}$  can then be found by integrating Eq. (A.1) with respect to  $t$ . The functions  $g$  and  $h$  are then set to by initial conditions of  $\alpha^{(1)}$ ,  $\beta^{(1)}$ .

- 
- [1] I. D. Couzin, J. Krause, N. R. Franks, and S. A. Levin, *Nature* **433**, 513 (2005).
- [2] J. Buhl, D. J. T. Sumpter, I. D. Couzin, J. J. Hale, E. Despland, E. R. Miller, and S. J. Simpson, *Science* **312**, 1402 (2006).
- [3] D. J. T. Sumpter, *Philosophical Transactions of the Royal Society B: Biological Sciences* **361**, 5 (2006).
- [4] L. Tsimring, H. Levine, I. Aranson, E. B. Jacob, I. Cohen, O. Shochet, and W. N. Reynolds, *Physical Review Letters* **75**, 1859 (1995).
- [5] I. H. Riedel, K. Kruse, and J. Howard, *Science* **309**, 300 (2005).
- [6] E. O. Budrene and H. C. Berg, *Nature* **349**, 630 (1991).
- [7] T. Vicsek, A. Czirók, E. B. Jacob, I. Cohen, and O. Shochet, *Physical Review Letters* **75**, 1226 (1995).
- [8] J. Toner and Y. Tu, *Physical Review Letters* **75**, 4326 (1995).
- [9] J. Toner and Y. Tu, *Physical Review E* **58**, 4828 (1998).
- [10] G. Grégoire and H. Chaté, *Physical Review Letters* **92**, 025702 (2004).
- [11] V. Dosssetti, F. J. Sevilla, and V. M. Kenkre, *Physical Review E (Statistical, Nonlinear, and Soft Matter Physics)* **79**, 051115 (2009).
- [12] P. Romanczuk, I. D. Couzin, and L. S. Geier, *Physical Review Letters* **102**, 010602 (2009).
- [13] M. Aldana, V. Dosssetti, C. Huepe, V. M. Kenkre, and H. Larralde, *Physical Review Letters* **98**, 095702 (2007).
- [14] K. Kruse, J. F. Joanny, F. Jülicher, J. Prost, and K. Sekimoto, *Physical Review Letters* **92**, 078101 (2004).
- [15] E. Bertin, M. Droz, and G. Grégoire, *Physical Review E (Statistical, Nonlinear, and Soft Matter Physics)* **74**, 022101 (2006).
- [16] F. Peruani, A. Deutsch, and M. Bär, *The European Physical Journal - Special Topics* **157**, 111 (2008).
- [17] M. R. D’Orsogna, Y. L. Chuang, A. L. Bertozzi, and L. S. Chayes, *Physical Review Letters* **96**, 104302 (2006).
- [18] E. Bertin, M. Droz, and G. Gregoire, *Journal of Physics A: Mathematical and Theoretical* **42**, 445001 (2009).
- [19] R. Zwanzig, *Nonequilibrium Statistical Mechanics* (Oxford University Press, Oxford, 2001).
- [20] K. Huang, *Statistical Mechanics* (Wiley, 1987), 2nd ed.
- [21] Please also see M. Aldana and C. Huepe, *J. Stat. Phys.* **112**, 135 (2003), and W. Ebeling, *Physica A* **314**, 92 (2002) and the references therein for other relevant mean-field results.
- [22] Note that due to the presence of  $t$  in some of terms in Eqs (40) to (43), the perturbative expansions contain secular terms and thus more sophisticated analysis would

be required if long-time dynamics is of interest (see, e.g., C. M. Bender and S. A. Orszag, *Advanced Mathematical Methods for Scientists and Engineers: Asymptotic Meth-*

*ods and Perturbation Theory* (Springer, 1999)). Since our approximation is only valid for short time, we do not perform such a task here.