

Navigation in tilings of the hyperbolic plane and possible applications

Maurice Margenstern *

Abstract—This paper introduces a method of navigation in a large family of tilings of the hyperbolic plane and looks at the question of possible applications in the light of the few ones which were already obtained.

Keywords: hyperbolic tilings, cellular automata, applications.

1 Introduction

Hyperbolic geometry appeared in the first half of the 19th century, proving the independence of the parallel axiom of Euclidean geometry. Models were devised in the second half of the 19th century and we shall use here one of the most popular ones, Poincaré’s disc. This model is represented by Figure 1.

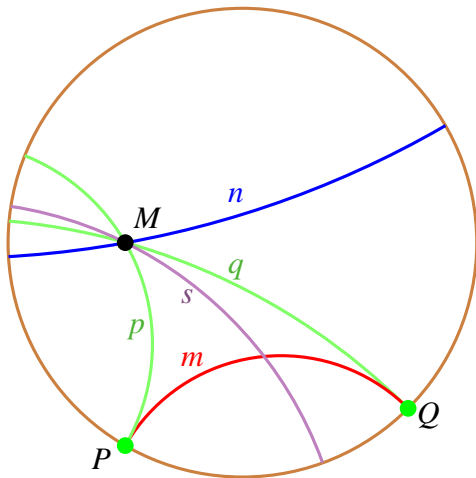


Figure 1 Poincaré’s disc model: inside the open disc, the points of the hyperbolic plane. Lines are trace of diameters or circles orthogonal to the border of the disc, e.g. the line m . Through the point A we can see a line s which cuts m , two lines which are parallel to m : p and q , touching m in the model at P and Q respectively which are points of the border and which are called points at infinity. At last, and not the least: the line n also passes through A without cutting m , neither inside the disc nor outside it.

From a famous theorem established by Poincaré in the late 19th century, it is known that there are infinitely many tilings in the hyperbolic plane, each one generated by the reflection of a polygon P in its sides and, recursively, in the reflection of the images in their sides, provided that the number p of sides of P and the number q of copies of P which can be put around a point A and exactly covering a neighbourhood of A without overlapping satisfy the relation: $\frac{1}{p} + \frac{1}{q} < \frac{1}{2}$. The numbers p and q characterize the tiling which is denoted $\{p, q\}$ and the condition says that the considered polygons live in the hyperbolic plane. Note that the three tilings of the Euclidean plane which can be defined up to similarities can be characterized by the relation obtained by replacing $<$ with $=$ in the above expression. We get, in this way, $\{4, 4\}$ for the square, $\{3, 6\}$ for the equilateral triangle and $\{6, 3\}$ for the regular hexagon.

In the paper, we shall focus our attention on the simplest tilings which can be defined in this way in the hyperbolic plane: $\{5, 4\}$ and $\{7, 3\}$. We call them the **pentagrid** and the **heptagrid** respectively, see Figure 2.

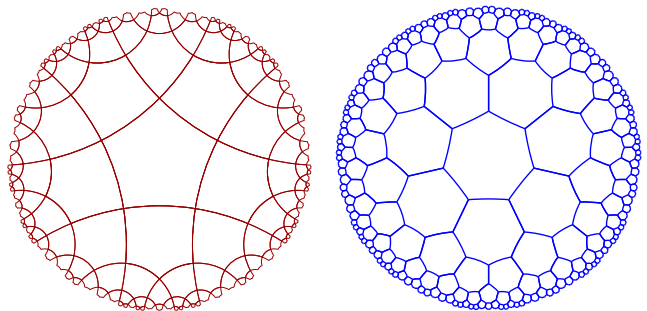


Figure 2 Left-hand side: the pentagrid; right-hand side: the heptagrid.

To navigate in this tilings was for a long time a non trivial question. In 1999 and 2000, see [15, 2], the author found a technique which allows to find one’s way in these tilings, first in the pentagrid. The generalization of this way to the heptagrid and to infinitely other tilings of the hyperbolic plane was obtained a bit later. Details and references on these results can be found in [10, 12] as well as their extension to one tiling of the hyperbolic 3D space and another one of the hyperbolic 4D space.

*Université Paul-Verlaine – Metz,
LITA, EA 3097, UFR MIM,
Campus du Saulcy, 57045 METZ Cédex, FRANCE,
Email: margens@univ-metz.fr

Cellular automata are a tool used in various sciences, from gas statistical physics to economy, for simulation purposes with good results and a few industrial applications. We refer the reader to proceedings of the last two issues of **ACRI** conferences to have a look at this range of applications.

The navigation technique introduced in [2] allowed to implement cellular automata in the pentagrid and in the heptagrid and to devise a few applications.

In Section 2, we sketchily describe the navigation technique. In Section 3, we remind the results on cellular automata and in Section 4, we consider the applications already performed as well as a few others which could be useful. In Section 5, we conclude with what could be done in future work.

2 Navigation in the pentagrid, in the heptagrid

The navigation in a tiling of the hyperbolic space can be compared to the flight of a plane with instruments only. Indeed, we are in the same situation as a pilot in this image as long as the representation of the hyperbolic plane in the Euclidean one entails such a distortion that only a very limited part of the hyperbolic plane is actually visible.

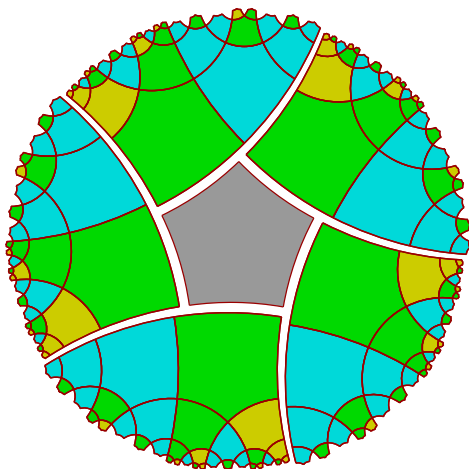


Figure 3 *First part of the splitting: around a central tile, fixed in advance, five sectors. Each of them is spanned by the Fibonacci tree defined in Figure 4.*

The principle of the navigation algorithms rely on two ideas which we illustrate on the pentagrid. The first one, is a way to split the hyperbolic plane, see Figure 3 and Figure 4: the recursive structure of this splitting defines a tree which spans the tiling. The second idea consists in numbering the nodes of the tree level after level and, remarking that the number of nodes on the level n is f_{2n+1} defined by the Fibonacci sequence where $f_0 = f_1 = 1$, to represent the numbers in the numbering basis defined by

this sequence. Also, as the representation is not unique, we fix it by choosing the longest one.

On Figure 4, we can notice that the Fibonacci tree has two kinds of nodes: the **white** ones, which have three sons, and the black ones, which have two sons. In both cases, the leftmost son is black, the others are white. Figure 5 represents the tree in a more traditional way together with the numbering of the nodes and their representation in the Fibonacci basis. Later on, we shall call **coordinate** this representation of the number of a node.

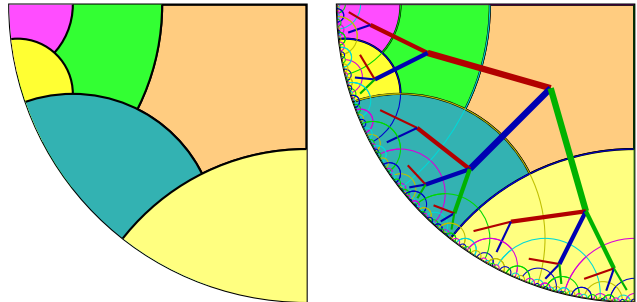


Figure 4 *Second part of the splitting: splitting a sector, here a quarter of the hyperbolic plane. On the left-hand side: the first two steps of the splitting. On the right-hand side: explicating the tree which spans a sector.*

There are important properties which are illustrated by Figure 5 and which I called the **preferred son properties**. It consists in the fact that for each node of a Fibonacci tree, among the coordinates of its sons, there is exactly one of them which is obtained from the coordinate of the node by appending two 0's and which is called the preferred son. Moreover, the place of the preferred son is always the same among the sons of a node: the leftmost son for a black node, the second one for a white node.

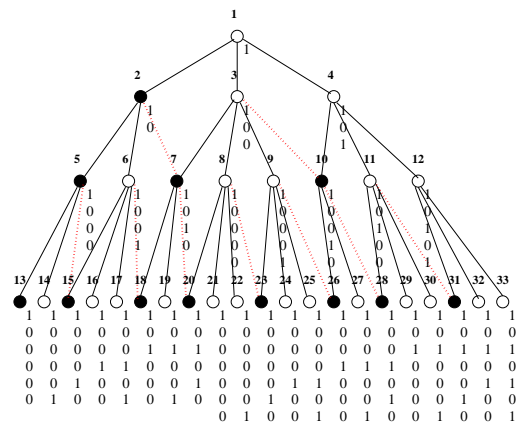


Figure 5 *The Fibonacci tree: the representation of the numbers of the nodes in the Fibonacci basis.*

From the preferred son properties, it was possible to devise an algorithm which computes the path from the root

to a node in a linear time in the length of the coordinate of the node, see [4]. From this, we also get that the coordinates of the neighbours of a given tile can be computed from the coordinate of the tile in linear time too.




Figure 6 First part of the splitting: around a central tile, fixed in advance, seven sectors. Each of them is spanned by the Fibonacci tree defined in Figure 4, see Figure 7.

It is interesting to remark that the heptagrid possesses properties which are very similar to those of the pentagrid, see Figures 6 and 7. Note that Figure 7 explains why the same tree basically spans each of the seven sectors of Figure 6.

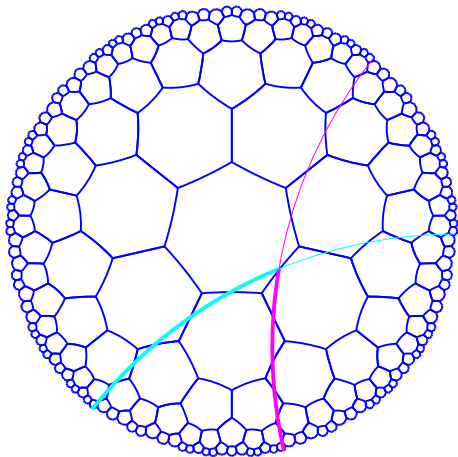


Figure 7 The mid-point lines: the tool which shows how a sector spanned by the Fibonacci tree is defined in the heptagrid.

We conclude this section by mentioning that these nice properties of the pentagrid and of the heptagrid can be extended to two infinite families of tilings of the hyperbolic plane. In particular, the fact that the same tree spans the pentagrid and the heptagrid can be extended as follows: for each p , $p \geq 5$, the same tree spans the tiling $\{p, 4\}$ and the tiling $\{p+2, 3\}$. The trees are different for different values of p although they share a common fea-

ture: nodes are divided into black and white nodes. The difference in the number of sons from a white node to a black one is 1. The unique black son can be chosen to be the leftmost one.

3 Results on cellular automata in hyperbolic spaces

These fast algorithms allowed to implement cellular automata in the hyperbolic plane, first in the pentagrid and, a few years later, in the heptagrid.

We have three kinds of results regarding cellular automata in these spaces: complexity results, universality results and a solution of two problems dealing with communications between cells of a cellular automaton. Although these results have a definite theoretical character, they nevertheless have a practical significance.

The most striking result regarding complexity, is that for cellular automata in the hyperbolic plane, we have $\mathbf{P}_{hc} = \mathbf{NP}_{hc}$. This means that non-deterministic polynomial time computations of a cellular automaton in the hyperbolic plane can be performed also in polynomial time by a cellular automaton in the hyperbolic plane. Moreover, the exact power of computation of the class \mathbf{P}_{hc} is the well-known class \mathbf{PSPACE} . The reader is referred to [15, 3, 5, 12].

For what is universality, there are universal cellular automata in the hyperbolic plane, *i.e.* able to simulate the computation of any Turing machine. What is more important is that if infinite but elementary initial configurations are allowed – within this limited room we cannot formally describe the exact meaning of this expression – it is possible to simulate any Turing machine with a cellular automaton with 9 states in the case of the pentagrid, see [16], and with 6 states in the case of the heptagrid, see [17] and even less: 4 states, see [13]. All the quoted cellular automata have a common structure: they simulate a railway circuit traversed by a unique locomotive consisting of tracks and three kinds of switches devised in [18], see also [12].

Now, the linear algorithm for finding the path from a node to the root of the sector to which the node belongs allows to devise efficient communication protocols for cells of a cellular automaton in the pentagrid or in the heptagrid, see [6, 9, 12].

If the latter point is closer to applications, the first ones also say something on this regard. The meaning of the complexity results is that hyperbolic cellular automata may run much faster than their Euclidean analogues, as they have at their disposal an exponential area which can be constructed and used in linear time. Also, these computations may be universal as this is the case for their Euclidean analogue 2. And so, we can do any compu-

tations in this frame, never in more time than what is required for a Euclidean cellular automaton, and very often in much less time. In particular, in this setting, hard problems of everyday life turn out to be solvable in polynomial time, very often even in linear time.

4 On the side of applications

The above results might seem to beautiful to be true. However, they are theoretical results whose proofs were checked, some of them with the help of a computer program, and they are correct.

But is this feasible?

Our local environment is usually thought as Euclidean although it would be better to see it as governed by spherical geometry. Many cosmologists consider our universe as a space with a negative curvature. In this regard, hyperbolic geometry could be a better model for medium scale than Euclidean geometry. Computations on the orbit of Mercury are more conformal to observations when performed in a hyperbolic setting. So, our tools might have applications at this scale which is not a today urgent matter, but we know that possible tools exist.

I would also mention another argument. An important feature of hyperbolic geometry is the lack of similarity. As a consequence, it can be said that a shape has necessarily a certain size. As an example, in the hyperbolic plane, there is a unique size of the edge for a regular pentagon with right angles. This means that two such pentagons can be transformed from each other through a simple geometric transformation which is an isometry. And so, up to isometries, such a pentagon is unique. This property is shared by any figure of the hyperbolic plane. Now, if we look at biology, we can notice that there is no true similarity. Individual differences, for instance, are not answerable by similarity. This remark led me to [7] where I used the pentagrid to represent a theoretical model of living cells, the common point being the fact that, in both cases, a tree underlies the structures.

Now, another field of application, more important in my eye, is provided by computer science itself. We need new concepts to handle problems raised by massive computations and by the management of huge amounts of information. For this, we need new horizons and it is not at all unreasonable to consider tilings of the hyperbolic plane with their navigation tools as a possible model for tackling these problems. Note, for instance, that trees are already used in the organization of operating systems: many a user is faced with the tree structure of the directories of his/her machine. Now, trees are also spanning hyperbolic geometry and this is particularly blatant in the field of tilings in the hyperbolic plane as I hope the reader is convinced after reading Section 2.

In the present section, we first have a look at the existing applications, see Subsections 4.1 and 4.2. These applications are based on a **fisher eye** effect of the pentagrid and the heptagrid. Now, it is known that fisher eye techniques are of interest for several applications in human-machine interaction. In Subsection 4.3, we again address the problem of representing, storing and exploring information which mainly use the coordinate system.

4.1 The colour chooser

The colour chooser is a software which was developed in my laboratory by members of my team, see [1, 12]. From the initial state of the chooser illustrated by Figure 8, the user can navigate in the tiling in order to look after the colour he/she thinks the most adapted for his/her purpose.

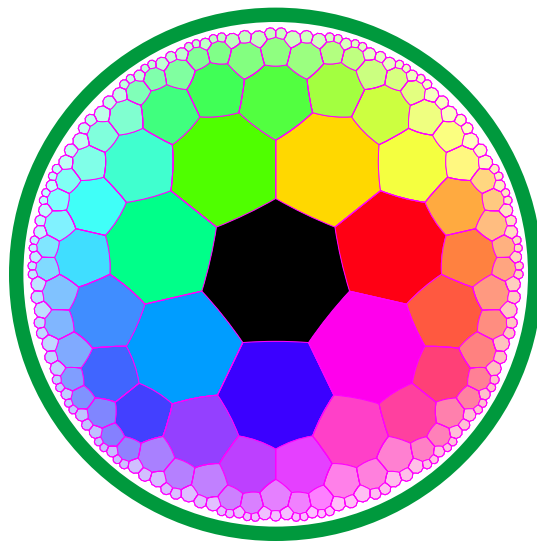


Figure 8 *The colour chooser: the pentagrid is also a possible tool but the heptagrid gives the best representation. Probably because at first glance, the heptagons of the figure are seen as hexagons: it is needed to count the sides in order to detect the difference.*

There are seven fixed in advance keys which indicate to which tile the user wishes to go from the central tile. Once the appropriate key is pressed, the chosen tile comes to the centre of the disc and all the other tiles move correspondingly. Consequently, the navigation appears as if the green disc of Figure 8 would be a window moving over the hyperbolic plane. Once the black tile indicating the initial center is no more visible, it is very easy to get lost. To avoid such a defect, the chooser keeps an arrow pointing at a point of the green disc to which the user have to go in order to go back to the initial centre.

4.2 The keyboards

Another application was developed in the laboratory, see [14], which we consider in Subsection 4.2.1 and which was developed in a different direction, as will be seen in Subsection 4.2.2.

4.2.1 Latin Keyboard

The first idea was a proposal of a keyboard for cell phones. As our laboratory is in France, tests were performed with French students on randomly chosen sequences of French sentences devised for the experiment.

Below, Figure 9 illustrates the basic principle of the software. The idea is close to that of the chooser. But this time, the tiles contain letters and the user goes from the initial empty centre to the desired letter by pressing appropriate keys. At most three keys have to be pressed and with other media, pressing the keys can be replaced by three quick moves of the hand.

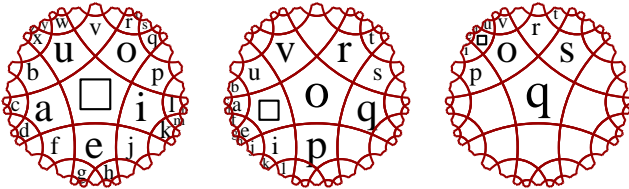


Figure 9 A proposal of a keyboard for cell phones.

Also, the pentagrid is used instead of the heptagrid because for this purpose it is more suited to the gestures of the user and letters can be better seen. The reason is that the regular pentagon with right angle is bigger than the rectangular heptagon with the angle $\frac{2\pi}{3}$. This explains that letter can be better seen. This explains also that less accuracy is required from the user for his/her gestures. The experiments proved that the keyboard is certainly not worse than commercial products. Moreover, among young people, it raised a curiosity which contributed to the quick learning of the keyboard. Another important feature is that we adopted a distribution of the letters as close as possible to the standard alphabetic order, which raises no additional effort of memory from the user.

4.2.2 Japanese Keyboard

The use of the pentagrid and the fact that hiraganas and katakanas of the Japanese language are traditionally presented in series based on the five vowels of the language inspired me the idea to use the same grid but this time, in a Japanese environment. We did some work in this direction, with Japanese colleagues, see [8]. Figure 10 illustrates the principle of the working.

This keyboard has always met a big success in the conferences where I presented it in Japan. There was a prototypical implementation on actual cell phones and concluding experiments were performed with a small group of Japanese students on a protocol which was similar to the one followed in France but, of course, adapted to the Japanese language.

It is important to indicate that our project also aims at a full representation of the kanjis used in the Japanese language, starting from a phonetic approach. This is a very complex task and, at the present moment it is not completed.

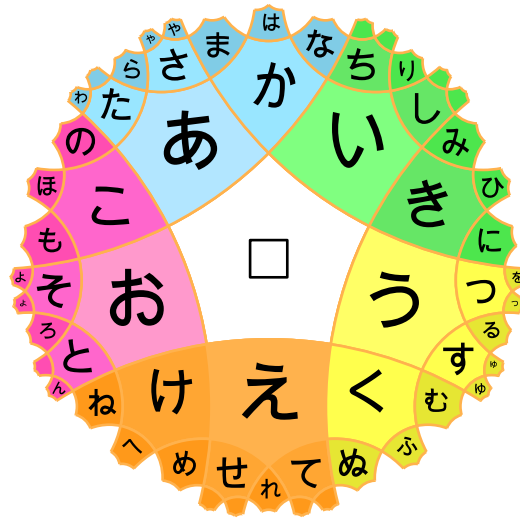


Figure 10 A proposal of a keyboard for Japanese cell phones.

The question could be raised of the adaptation of the same principle to other languages. I was indicated by several colleagues that the occurrence of exactly five vowels is a common feature of many Asian languages as the languages from Malaysia and Philippines, also including the Polynesian languages. It would be interesting to see whether similar ideas could be developed for other languages: any proposal would be welcomed!

4.3 Other possible applications

Now, let us turn to other possible applications which were not yet tested and which are based on other principles.

As indicated in the beginning of this section, computer science and computer engineering could be an important field of application of the navigation technique introduced by Section 2.

There is not enough room to develop such applications in a detailed way. This is why I shall mention three possible sub-fields of application and give general arguments only in favour of these proposals.

These three sub-fields are: the representation of the Internet, computer architecture and operating systems and data processing.

The Internet can be represented as a graph. This is often performed in force oriented representation which assigns a mass to each node and define their respective positions by application of the laws of mechanics. Using the pentagrid or the heptagrid can be an alternative representation. In [12], I illustrate this point by defining addresses of nodes which is based on the navigation technique of Section 2 but which looks like the today used IP numbers. There is another advantage in this proposal. For both the pentagrid and the heptagrid, [12] gives an algorithm which, from the coordinates of two tiles A and B , gives a shortest path from A to B in linear time in the size of the coordinates. This is an important improvement of the path algorithm from a node to the root of the sector of the node mentioned in Section 2. It also allows to define a fast algorithm for changing the centre of coordinates.

This possibility may better represent the Internet connections by giving addresses which are continuous with respect to the connection distance between nodes. In [9], I introduced a protocol of communication between tiles of the pentagrid or the heptagrid based on the following principle: there is an absolute system of coordinates but when sending a message, a tile considers itself as the central tile and sends a message to all tiles together with its **relative** address which is 0. Now each tile which receives the message, convey it to its sons with respect to the coordinate system of the sender, appending an information of constant size in order to form the address it will convey to its sons. This allows a tile which receives the message and which wishes to establish a contact with the sender to send an answer to the appropriate sender: it simply reverses the address in a way which is described in [9].

This can be transported to a set of processors: they could be organized as if they would stand in a disc of the pentagrid or of the heptagrid around a central one which would not necessarily have a control function. It is enough for that to assign them coordinates as those introduced in Section 2. The communication between processors could be organized according to the just described protocol.

The shortest path algorithm can be used for the representation of the Internet but also for the representation of a file storage for an operating system. The system of coordinates which allow to construct a shortest path from one point to another in a linear time with respect to both coordinates should facilitate the finding of queries as topological neighbourhood is up to a point reflected in the coordinates themselves. From this remark, we can see that this can be of help also for data processing. In particular, constant saving mechanisms can be organised by scanning a circular area by a branch which moves from

a central point to an indicated point of the circumference. The idea is that the branch constantly moves around this circumference and that at each time, the content of the branch only is saved. After a certain time, everything is saved and updates can also be included in this constant saving provided that it does not exceed a fixed in advance amount. In case of exceeding the threshold, the update is split in as many parts as needed in order that each part should fall within the threshold. It can be noted that when the branch goes from one node of the circumference to the next one, in many cases, the two positions of the branch may have a long common interval I starting from the center which consists of the same nodes. If no update occur on the nodes belonging to I between the two corresponding tops of saving, then only a small part of the new branch has to be saved. This can be easily managed by an appropriate signalization on the branch, see [11].

5 Conclusion

There is still much work to do in this domain, both in theory but also for applications.

Practical problems are difficult as this is witnessed by the example of scheduling problems, either in airplane traffic or in production processes: such problems are NP-complete. We have seen that the frame proposed by this paper allows to solve them in polynomial time. This is not the single theoretical approach leading to such results. As an example, molecular computations based on a modelling of DNA strand reactions or on a modelling of a living cell lead to similar results. But our frame has the advantage of not being concerned by still unsolved biological problems for a practical implementation, the nature of which is not yet well understood: either it comes from fundamental issues or it comes from not well enough mastered techniques. Subsection 4.3 pointed at fields where our approach might have feasible applications.

It seems to me that exchanging all possible ideas is a way to find out paths which will turn out to give the expected solution with, in many cases, surprising outcomes. This paper aims at being a contribution to this large exchange. I hope that the already few applications explored so far will be followed by many ones. I hope that it will encourage people to venture along the tracks opened in this paper and, it would be the best, to go further towards new avenues.

References

- [1] K. Chelghoum, M. Margenstern, B. Martin, I. Pecci, Palette hyperbolique : un outil pour interagir avec des ensembles de données, **IHM'2004**, Namur, (2004). (*Hyperbolic chooser: a tool to interact with data sets*, in French).

- [2] Margenstern M., New tools for cellular automata in the hyperbolic plane, *Journal of Universal Computer Science*, vol **6**, issue 12, 1226–1252, (2000).
- [3] Ch. Iwamoto, M. Margenstern, K. Morita, Th. Worsch, Polynomial Time Cellular Automata in the Hyperbolic Plane Accept Exactly the PSPACE Languages, **SCI'2002**, (2002).
- [4] Margenstern M., Implementing Cellular Automata on the Triangular Grids of the Hyperbolic Plane for New Simulation Tools, **ASTC'2003**, (2003), Orlando, March, 29- April, 4.
- [5] Iwamoto Ch., Margenstern M., Time and Space Complexity Classes of Hyperbolic Cellular Automata, *IEICE Transactions on Information and Systems*, **387-D(3)**, (2004), 700-707.
- [6] Margenstern M., A new way to implement cellular automata on the penta- and heptagrids, *Journal of Cellular Automata* **1(1)**, (2006), 1-24.
- [7] Margenstern M., Can Hyperbolic Geometry Be of Help for P Systems?, *Lecture Notes in Computer Science*, **2933**, (2004), 240-249.
- [8] M. Margenstern, B. Martin, H. Umeo, S. Yamano, K. Nishioka, A Proposal for a Japanese Keyboard on Cellular Phones, *Lecture Notes in Computer Science*, **5191**, (2008), 299-306.
- [9] Margenstern M., On the communication between cells of a cellular automaton on the penta- and heptagrids of the hyperbolic plane, *Journal of Cellular Automata* **1(3)**, (2006), 213-232.
- [10] Margenstern M., *Cellular Automata in Hyperbolic Spaces, vol. 1: Theory*, Old City Publishing, Philadelphia, (2007), 422p.
- [11] Margenstern M., A uniform and intrinsic proof that there are universal cellular automata in hyperbolic spaces, *Journal of Cellular Automata*, **3(2)**, (2008), 157-180.
- [12] Margenstern M., *Cellular Automata in Hyperbolic Spaces, vol. 2: Theory*, Old City Publishing, Philadelphia, (2008), 360p.
- [13] Margenstern M., Universal Cellular Automata in Hyperbolic Spaces, **13th WSEAS International Conference on Computers**, Rodos, (2009), July 23-25, 83-89, ISBN 978-960-474-099-4.
- [14] Martin B., VirHKey: a VIRtual Hyperbolic KEYboard with gesture interaction and visual feedback for mobile devices. **Mobile HCI**, (2005), 99-106.
- [15] Margenstern M., Morita K., A Polynomial Solution for 3-SAT in the Space of Cellular Automata in the Hyperbolic Plane, *Journal of Universal Computations and Systems*, **5**, (1999), 563-573.
- [16] Margenstern M., Song Y., A new universal cellular automaton on the pentagrid, *Parallel Processing Letters*, **19(2)**, (2009), 227-246.
- [17] Margenstern M., Song Y., A universal cellular automaton on the ternary heptagrid, *Electronic Notes in Theoretical Computer Science*, **223**, (2008), 167-185.
- [18] Stewart I., A Subway Named Turing, Mathematical Recreations in *Scientific American*, (1994), 90-92.