

Robust ecological pattern formation induced by demographic noise

Thomas Butler and Nigel Goldenfeld

*Department of Physics and Institute for Genomic Biology,
University of Illinois at Urbana Champaign, 1110 West Green Street, Urbana, IL 61801 USA*

(Dated: January 26, 2023)

We demonstrate that demographic noise can induce persistent spatial pattern formation and temporal oscillations in the Levin-Segel predator-prey model for plankton-herbivore population dynamics. Although the model exhibits a Turing instability in mean field theory, demographic noise greatly enlarges the region of parameter space where pattern formation occurs. To distinguish between patterns generated by fluctuations and those present at the mean field level in real ecosystems, we calculate the power spectrum in the noise-driven case and predict the presence of fat tails not present in the mean field case. These results may account for the prevalence of large-scale ecological patterns, beyond that expected from traditional non-stochastic approaches.

PACS numbers: 87.23.Cc, 87.10.Mn, 02.50.Ey, 05.40.-a

Many years ago, Turing showed how diffusion, normally thought of as a homogenizing influence, can give rise to pattern-forming instabilities[1]. Only recently, however, have field observations provided strong support for the presence of Turing patterns in ecosystems, where diffusional processes abound, at least in principle. The slow moving tussock moth population in California together with its faster moving parasites [2] as well as several plant-resource systems [3] have been identified as satisfying, qualitatively at least, the key requirements for diffusion driven pattern formation. Observed patterns of plankton populations have also been proposed to arise from Turing instabilities, at least over short length scales [4, 5, 6, 7].

The common feature of these systems is positive feedback coupled to slow diffusion (usually associated with a species labeled an “activator” that activates both itself and another species called the “inhibitor”), and negative feedback coupled to faster diffusion associated with the inhibitor. This combination of diffusion and feedback promotes the formation of patterns, because local patches are promoted through positive feedback, but are only able to spread a limited distance before the fast diffusion and associated negative feedback of the inhibitor prevents further spread. It is hypothesized that such a mechanism is responsible for a great deal of ecosystem level pattern formation [2, 3].

One particular class of ecological pattern forming systems, predator-prey (or organism-natural enemy) systems has been extensively analyzed theoretically (see for example, [4, 5, 8, 9, 10]) and is beginning to allow qualitative comparison to field data along with more system specific theory [2, 11]. A difficulty in directly comparing the results of this large body of theory to field observations is that in many cases, models only exhibit Turing instabilities if the predator diffusivity is much larger than the prey diffusivity or the parameters are fine tuned [4, 8, 9, 11]. Yet, the qualitative argument made above for pattern formation does not apparently depend on

very large differences in diffusivities, nor on additional ecological details. Moreover, several reported ecological pattern-forming systems do not obviously display very large separation of diffusivities [2, 3].

It would be unfortunate if considerable ecological detail was needed to strengthen the tendency to spatial ordering, because experimental confirmation of the mechanism of pattern formation would require analyzing another level of ecological complexity, making it difficult to distinguish between competing hypotheses. An alternative possibility is that generic models do, in fact, contain robust pattern formation when the models are considered as individual level models (ILM), thereby avoiding artifacts arising from treating locally small populations as continuous variables.

In this Rapid Communication, we explicitly show that this possibility is realized in a simple but biologically-relevant predator-prey model, and show that if it is analyzed as an ILM, patterns occur over a much larger range of ecologically relevant parameters than predicted by MFT, even in the thermodynamic limit. We accomplish this by calculating the phase diagram and power spectrum of the model analytically. We also provide an experimental prediction that noise driven patterns will have power spectra with fat tails not present in patterns driven by instabilities present in MFT. Finally, we show that noise driven oscillations (quasi-cycles) are also present [12, 13, 14] and provide an interpretation of the spatiotemporal dynamics that result.

HEURISTIC ANALYSIS OF THE LEVIN-SEGEL MODEL

Among the simplest models of ecological pattern formation was originally introduced to model plankton-herbivore dynamics[4]. This model takes the form

$$\begin{aligned}\partial_t \phi &= \mu \nabla^2 \phi + b_1 \phi + e \phi^2 - (p_1 + p_2) \phi \varphi \\ \partial_t \varphi &= \nu \nabla^2 \varphi + p_2 \phi \varphi - d \varphi^2\end{aligned}\quad (1)$$

where the plankton population density is given by ϕ , the herbivore population density is given by φ , b_1 is birthrate for the plankton, p_1 and p_2 are predation, and d reflects competition-driven death of the predators and e corresponds to a community effect, that is the prey facilitates its own birth rate. In the original presentation of this model, this term was intended to be a proxy for reduced predator efficiency at higher prey concentrations [4]. It can also be interpreted as an Allee effect, wherein many species have enhanced reproduction at higher concentrations (for a review, see [15]). From here on, we set $p_1 = 0$ and $p_2 = p$ for transparency of analysis. This does not change the qualitative results. The parameters e and p , d identify the prey as the activator and the predator as the inhibitor in the mechanism for pattern formation above and distinguish this model from the standard Lotka-Volterra based individual level models recently analyzed and demonstrated not to contain patterns in [13, 14].

The model contains a stable homogeneous coexistence state when

$$p > e \text{ and } p^2 > de \quad (2)$$

with fixed point populations given by

$$\phi = \frac{b_1 d}{p^2 - de}, \quad \varphi = \frac{b_1 p}{p^2 - de} \quad (3)$$

It contains a Turing instability if [4]

$$\frac{\nu}{\mu} > \left(\frac{1}{\left(\sqrt{p/d} - \sqrt{p/d - e/p} \right)} \right)^2 \quad (4)$$

When the model violates the stability conditions in Eq. 2, the results are unphysical and the model is no longer valid. To examine the behavior of the model, we take the generic set of $O(1)$ kinetic parameters $b_1 = 1/2$, $e = 1/2$, $d = 1/2$ and $p = 1$. With these generic parameters Eq. 4 shows that non-generic diffusivities, $\nu/\mu > 27.8$, are required for pattern formation. Similar results are obtained for other stable, generic parameter sets.

It is reasonable to conjecture that demographic noise may change this picture [16] by inhibiting the decay of transient patterns. Turing instabilities occur when, for some specific set of wave vectors, small perturbations no longer decay. However, we expect that even when the parameters are tuned away from the Turing instability, perturbations with some wavelengths may decay more

slowly than others, leading to transient patterns. Demographic noise would maintain these patterns by generating continual perturbations. This is reminiscent of extrinsic noise driven patterns reported in other contexts [17, 18, 19].

To quantify this heuristic argument, we look at the Fourier transformed dynamics of the fluctuations from the coexistence fixed point with added white noise ξ , variance 1. These dynamics are given by

$$-i\omega \mathbf{x} = \mathbf{A} \mathbf{x} + \xi \quad (5)$$

The matrix \mathbf{A} is the Fourier transformed stability matrix

$$\mathbf{A} = \begin{pmatrix} -\nu k^2 - p\phi & p\varphi \\ -p\phi & -\mu k^2 + e\phi \end{pmatrix} \quad (6)$$

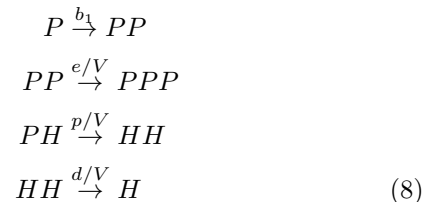
Simple manipulations yield the power spectrum

$$\begin{aligned}P(k, \omega) &= [p^2 \varphi^2 + (e\phi - \mu k^2)^2] \times \left[(pb_1 \phi + \mu \nu k^4 - \omega^2 \right. \\ &\quad \left. - \phi k^2 e \nu \left(1 - \frac{p\mu}{e\nu}\right))^2 + \omega^2 ((e-p)\phi - (\mu + \nu)k^2) \right]^{-2}\end{aligned}\quad (7)$$

Very approximately, we expect from Eq. 7 that patterns (indicated by peaks in the power spectrum) form whenever $e\nu > p\mu$. This is much less stringent than Eq. 4 and can be satisfied for generic sets of parameters. However, to reliably demonstrate our hypotheses and extract experimental predictions, we next perform a systematic study of demographic noise from an individual level model.

INDIVIDUAL LEVEL MODEL

We define the individual level version of the model by considering a locally well mixed patch of volume V . We consider the following reactions



where P denotes plankton and H denotes herbivores, with the parameters as described above. Stochastic trajectories of H and P , enumerated by m and n respectively, are described by the master equation

$$\begin{aligned}
\partial_t P(m, n) &= b_1(-nP(m, n) + (n-1)P(m, n-1)) \\
&+ \frac{e}{V}[(n-1)(n-2)P(m, n-1) - n(n-1)P(m, n)] \\
&+ \frac{p}{V}(-mnP(m, n) + (m-1)(n+1)P(m-1, n+1)) \\
&+ \frac{d}{V}[(m+1)mP(m+1, n) - m(m-1)P(m, n)] \quad (9)
\end{aligned}$$

To analyze this hierarchy of differential equations, we map them to a bosonic field theory by defining the state vector and bosonic algebras [20]

$$\begin{aligned}
|\psi\rangle &= \sum_{m,n} P(m, n)|m, n\rangle \\
a|m, n\rangle &= m|m-1, n\rangle \\
\hat{a}|m, n\rangle &= |m+1, n\rangle \\
[a, \hat{a}] &= 1 \quad (10)
\end{aligned}$$

along with an analogous set of operators b and \hat{b} on n . By applying the operators in Eq. 10 to remove m and n (see [20, 21]), we can now sum over the master equation multiplied by the ket $|m, n\rangle$ and write the dynamics as an operator equation

$$\partial_t |\psi\rangle = -\hat{H}(a, \hat{a}, b, \hat{b})|\psi\rangle \quad (11)$$

The resulting Hamiltonian is normal ordered, which facilitates the use of bosonic coherent states to map to a path integral formulation of the master equation generalized to space [22, 23]. To add space we consider a lattice of patches, and random hopping for both species at different rates between nearest neighbor patches. The resulting Lagrangian density is given by

$$\mathcal{L} = \hat{a}\partial_t a + \hat{b}\partial_t b - \nu\hat{a}\nabla^2 a - \mu\hat{b}\nabla^2 b + H(\hat{b}, \hat{a}, b, a) \quad (12)$$

where now the operators are scalar functions. However, physical interpretation of the Lagrangian is not transparent, because correlations of the field variables a, b and \hat{a}, \hat{b} are not simply related to correlations of the real populations. To make further progress, we use a semi-canonical Cole-Hopf change of variables to direct number ρ, z and noise variables $\hat{\rho}, \hat{z}$ [24]

$$\begin{aligned}
a &= ze^{-\hat{z}} & \hat{a} &= e^{\hat{z}} \\
b &= \rho e^{-\hat{\rho}} & \hat{b} &= e^{\hat{\rho}} \quad (13)
\end{aligned}$$

This yields the transformed Lagrangian

$$\begin{aligned}
\mathcal{L} &= \hat{x}\partial_t z + \hat{\rho}\partial_t \rho - \nu\hat{z}\nabla^2 z - \mu\hat{\rho}\nabla^2 \rho - \nu z(\nabla\hat{z})^2 \\
&- \mu\rho(\nabla\hat{\rho})^2 + b_1\rho(1 - e^{\hat{\rho}}) + \frac{e}{V}\rho^2(1 - e^{\hat{\rho}}) \\
&+ \frac{p}{V}z\rho(1 - e^{\hat{z}-\hat{\rho}}) + \frac{d}{V}z^2(1 - e^{-\hat{z}}) \quad (14)
\end{aligned}$$

To analyze this Lagrangian directly is difficult in its present form, due to exponential terms and diffusive noise. To make progress, we derive a systematic expansion and mean field theory (MFT) in powers of \sqrt{V} motivated by the Ω -expansion [14, 25]. We assume the forms

$$\hat{z} \rightarrow \frac{\hat{z}}{\sqrt{V}} \quad \hat{\rho} \rightarrow \frac{\hat{\rho}}{\sqrt{V}} \quad (15)$$

$$z = V\varphi + \sqrt{V}\eta \quad \rho = V\phi + \sqrt{V}\xi \quad (16)$$

for the fields and drop terms with negative powers of \sqrt{V} . This yields the following form of the Lagrangian

$$\mathcal{L} = \sqrt{V}\mathcal{L}_1 + \mathcal{L}_2 + O(1/\sqrt{V}) \quad (17)$$

Minimizing \mathcal{L}_1 in the infinite V limit yields the MFT in Eqs. 1. Since we've already analyzed it, we now turn to \mathcal{L}_2 . We represent it in matrix form as

$$\mathcal{L}_2 = \mathbf{y}^T \partial_t \mathbf{x} - \mathbf{y}^T \mathbf{A} \mathbf{x} - \frac{1}{2} \mathbf{y}^T \mathbf{B} \mathbf{y} \quad (18)$$

The matrix \mathbf{A} is the stability matrix we used in the heuristic analysis above, Eq. 6. The matrix \mathbf{B} is given by

$$\mathbf{B} = \begin{pmatrix} 2p\varphi\phi + \nu\varphi k^2 & -p\varphi\phi \\ -p\varphi\phi & 2p\varphi\phi + \mu\phi k^2 \end{pmatrix} \quad (19)$$

where we have Fourier transformed the equations. We also now note that \mathcal{L}_2 is in the form of a Lagrangian in the Martin-Siggia-Rose (MSR) response function formalism for Langevin equations [26, 27]. Thus we can extract coupled Langevin equations for the fluctuations from the Lagrangian by applying the MSR formalism. The resulting Langevin equations with the appropriate noise and correlations are

$$\begin{aligned}
-i\omega \mathbf{x} &= \mathbf{A} \mathbf{x} + \gamma(\omega) \\
\langle \gamma_i(\omega) \gamma_j(-\omega) \rangle &= B_{ij} \quad (20)
\end{aligned}$$

Simple manipulations yield the power spectrum

$$\langle x_1 x_1^* \rangle = \frac{|D_{22}|^2 B_{11} - 2D_{12} \text{Re}(D_{22}) B_{21} + |D_{12}|^2 B_{22}}{|\det(D)|^2} \quad (21)$$

This expression results in a rational polynomial with complicated coefficients that is sixth order in k in the numerator, and eighth in the denominator. The denominator is the same as the denominator for the heuristic power spectrum in Eq. 7.

DISCUSSION

Pattern formation occurs when there is a peak in $P(k, \omega)$ at non-zero k . This occurs if $dP/dk^2 > 0$ at $k = 0$, because for large k , the power spectrum is a decreasing function and has a negative derivative. The peak occurs at the point where the derivative changes sign. Carrying out the derivative at $k = 0$ yields

$$\frac{\nu}{\mu} > \frac{p^3(5p^2 + 7de)}{e(4p^4 + 5p^2de + 3d^2e^2)} \quad (22)$$

Eqs. 22, 4 and the stability conditions define the phase diagram of the model (fig. 1). For the purposes of the phase diagram, we fix the parameters as above, leaving p and ν/μ as control parameters. The phase diagram shows that the beyond mean field corrections expand the range of ecologically interesting parameters in which pattern formation occurs greatly.

For larger values of k , since the denominator in Eq. 21 goes as the eighth power, and the numerator as the sixth power of k , it is clear that

$$P \propto k^{-2} \quad (23)$$

This provides an experimental prediction: if pattern formation is driven by noise, rather than a mean field instability, the power spectrum will have a fat tail that decays as approximately k^{-2} . In contrast, power spectra from patterns arising at mean field level should fall off quickly. This is analogous to the statistical test to distinguish quasi-cycles from limit cycles in predator-prey populations that recently showed population oscillations in wolverines to be driven by finite size fluctuations [12, 28].

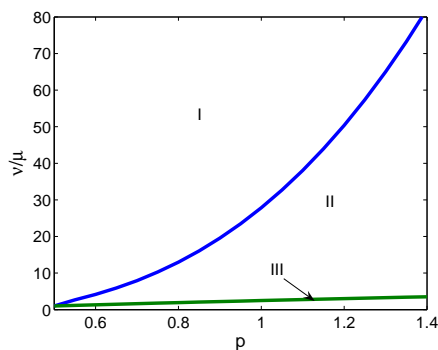


FIG. 1: Phase diagram over stable parameter region in p . The region I phase is MFT level pattern formation, the region II phase is noise driven pattern formation and quasi-cycles and region III is a spatially homogeneous phase with quasi-cycles.

An additional feature of the model is that oscillations and spatial pattern formation are essentially decoupled. This means that the model predicts global population

oscillations and spatial pattern formation, but not traveling waves. The mathematical origin of this can be seen in Eq. 7. The k^2 term with a negative coefficient at $\omega = 0$ is quickly overwhelmed by the positive k^2 dependence of the ω^2 term as the frequency begins to grow. In the power spectrum (fig. 2) this can be seen as the deep valley between the peaks in k and ω . This interpretation is supported by preliminary simulations of an agent based model.

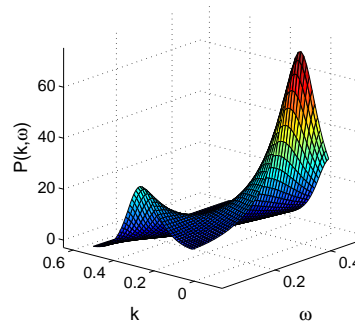


FIG. 2: Power spectrum with $p=1$, $\nu/\mu=15$

We also note that the appropriate thermodynamic limit of the theory is not $V \rightarrow \infty$, but rather that the number of patches of size V goes to infinity. Since V is the volume of a locally well mixed population, it should never be infinity for a system in which diffusion effects are significant. In ecological terms, this means that systems in which fluctuation effects might be expected to be insignificant due to large populations (e.g. plankton) are equally likely to contain fluctuation driven patterns and cycles as systems with small populations, at least over length scales where diffusion is a reasonable approximation for the spatial dynamics.

The results we have given here were calculated within a specific model, but we expect that they will be substantially unchanged in any model with a slow diffusing activator species and a faster diffusing inhibitor species.

This work was partially supported by National Science Foundation grant NSF-EF-0526747.

-
- [1] A. M. Turing, Phil. Trans. Roy. Soc. B **237**, 37 (1953).
 - [2] J. L. Maron and S. Harrison, Science **278**, 1619 (1997).
 - [3] M. Reitkerk and J. van de Koppel, TREE **23**, 169 (2008).
 - [4] S. A. Levin and L. A. Segel, Nature **259**, 659 (1976).
 - [5] H. Malchow, F. M. Hilker, I. Siekmann, S. Petrovski, and A. B. Medvinsky, Aspects of Mathematical Modelling pp. 1–26 (1998).
 - [6] C. S. Davis, S. M. Gallager, and A. R. Solow, Science **257**, 230 (1992).
 - [7] E. R. Abraham, Nature **391**, 577 (1998).

- [8] M. Mimura and J. D. Murray, *J. Theor. Biol.* **75**, 249 (1978).
- [9] M. Baurmann, T. Gross, and U. Feudel, *J. Theor. Biol.* **245**, 220 (2007).
- [10] M. Mobilia, I. T. Georgiev, and U. C. Tauber, *Phys. Rev. E* **73**, 040903(R) (2006).
- [11] W. G. Wilson, S. P. Harrison, A. Hastings, and K. McCann, *J. Anim. Ecol.* pp. 94–107 (1999).
- [12] A. J. McKane and T. J. Newman, *Phys. Rev. Lett.* **94**, 218102 (2005).
- [13] C. Lugo and A. J. McKane, *Phys. Rev. E* **78** (2008).
- [14] T. Butler and D. Reynolds, *Phys. Rev. E* **79**, 032901 (2009).
- [15] F. Courchamp, T. Clutton-Brock, and B. Grenfell, *TREE* **14**, 405 (1999).
- [16] W. G. Wilson, *The American Naturalist* **151**, 116 (1998).
- [17] J. García-Ojalvo, A. Hernández-Machado, and J. M. Sancho, *Phys. Rev. Lett.* **71**, 1542 (1993).
- [18] O. Carrillo, S. M. A. G.-O. J., and J. M. Sancho, *Europhys. Lett.* **65**, 452 (2004).
- [19] M. Sieber, H. Malchow, and L. Schimansky-Geier, *Ecological complexity* **4**, 223 (2007).
- [20] M. Doi, *J. Phys. A.* **9**, 1465 (1976).
- [21] D. Mattis and M. L. Glasser, *Rev. Mod. Phys.* **70**, 979 (1998).
- [22] A. S. Mikhailov, *Phys. Lett.* **85**, 214 (1981).
- [23] L. Peliti, *PJ. Physique* **46**, 1469 (1985).
- [24] H. K. Janssen and U. C. Tauber, *Annals of Physics* **315**, 147 (2005).
- [25] N. G. Van Kampen, *Stochastic Processes in Physics and Chemistry* (Elsevier, New York, 1992).
- [26] P. C. Martin, E. D. Siggia, and H. A. Rose, *Phys. Rev. A* **8**, 423 (1973).
- [27] R. Bausch, H. K. Janssen, and H. Wagner, *Z. Phys. B.* **24**, 113 (1976).
- [28] M. Pineda-Krch, H. J. Blok, and M. Doebeli, *Oikos* **116**, 53 (2007).