

Magnetotransport properties in purple bronze $\text{Li}_{0.9}\text{Mo}_6\text{O}_{17}$ Single Crystal

H. Chen, J. J. Ying, Y. L. Xie, G. Wu, T. Wu and X. H. Chen*

Hefei National Laboratory for Physical Science at Microscale and Department of Physics,
University of Science and Technology of China, Hefei, Anhui 230026, People's Republic of China

We have measured resistivity along the a, b and c axes of $\text{Li}_{0.9}\text{Mo}_6\text{O}_{17}$ single crystal. The anisotropy ρ_c/ρ_a and ρ_c/ρ_b is given, confirming the quasi-one-dimensionality of the compound. The sharp decrease in the anisotropy below a certain temperature (T_M) indicates dimensional crossover. Superconductivity occurs at 1.8 K well below T_M . Negative MRs are observed with magnetic field (H) applied along b axis. This could be ascribed to suppression of energy gap associated with CDW state. While large positive MR is observed with $\text{H} \parallel c$ -axis. The MR data can be well fitted by a modified two-band model which has been used in CDW compounds such as quasi-two-dimensional purple bronzes $\text{A}_{0.9}\text{Mo}_6\text{O}_{17}$ ($\text{A} = \text{K}, \text{Na}, \text{Tl}$) and quasi-one-dimensional conductor NbSe_3 . The behavior of MR provides a strong evidence for the existence of CDW instability in $\text{Li}_{0.9}\text{Mo}_6\text{O}_{17}$.

PACS numbers: 71.45.Lr, 74.25.Fy, 72.20.My

I. INTRODUCTION

The Fermi liquid theory is successful in describing the behavior of the ordinary metals, but breaks down in attempts to explain properties of one-dimensional (1D) systems. In a 1D interacting electron system, the low-energy physics is described by the Luttinger liquid (LL) picture.^{1,2} Two key features of the Luttinger liquid are the spin-charge separation, where the spin and the charge degrees of freedom are completely separated into collective density waves (spinons and holons) that propagate with different velocities, and in approaching the Fermi energy E_F , the energy dependence of the momentum-summed single-particle density of states (DOS) displays a power-law decay with an anomalous exponent, i.e., $|E|^\alpha$.² However, an arbitrarily small perturbation will destabilize the Luttinger liquid fixed point. when $0 < \alpha < 1$, $\text{Li}_{0.9}\text{Mo}_6\text{O}_{17}$ is in this case, instability will lead to higher-dimensional behavior. Below the crossover temperature $T_{1D} \sim (t_\perp)^{1/(1-\alpha)}$, the LL fixed point may be destabilized via single-fermion hopping (for smaller α) or two-fermion hopping (for larger α). The former leads to a Fermi liquid, while the latter leads to semiconductor charge density wave (CDW) or spin density wave (SDW) behavior provided that the electron-electron interaction is repulsive. When it is attractive, singlet or triplet superconducting states show up.^{3,4}

The so-called purple bronze $\text{Li}_{0.9}\text{Mo}_6\text{O}_{17}$ has been studied by many scientists for more than two decades. Other members of purple bronze $\text{A}_{0.9}\text{Mo}_6\text{O}_{17}$ ($\text{A} = \text{K}, \text{Na}, \text{Tl}$) have a 2D crystal structure giving rise to 2D metallic properties.^{5,6,7,8,9,10} While $\text{Li}_{0.9}\text{Mo}_6\text{O}_{17}$, which has a 3D crystal structure, has been confirmed a quasi one-dimensional (1D) system having highly anisotropic electronic properties.^{11,12} It does not contain separated layers of composition Mo_6O_{17} .¹³

In $\text{Li}_{0.9}\text{Mo}_6\text{O}_{17}$, a superconducting transition occurs at ~ 1.8 K and a metal-insulator transition (MIT) occurs at $T_M \sim 30$ K.^{14,15} The cause of the MIT near $T_M \sim 30$ K is an open question. Considering that other members of purple bronze $\text{A}_{0.9}\text{Mo}_6\text{O}_{17}$ ($\text{A} = \text{K}, \text{Na}, \text{Tl}$)

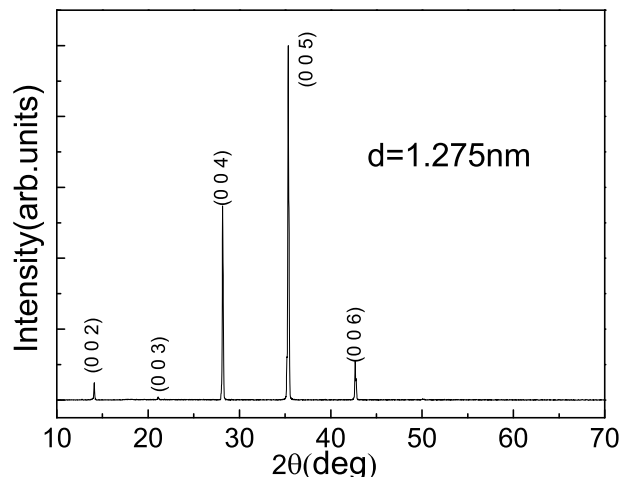


FIG. 1: Single crystal x-ray diffraction pattern of $\text{Li}_{0.9}\text{Mo}_6\text{O}_{17}$

are well known electron-phonon coupling induced CDW compounds,¹⁹ the MIT in $\text{Li}_{0.9}\text{Mo}_6\text{O}_{17}$ at T_M has been attributed to CDW (or SDW) instability. But there is no evidence for the SDW/CDW either in magnetic susceptibility or optical experiments.¹² Furthermore there are contradictory reports from angle resolved photoemission spectroscopy (ARPES) on $\text{Li}_{0.9}\text{Mo}_6\text{O}_{17}$: some support LL behavior,^{16,20} while Xue et al. reported that above T_M a peak dispersing to define its Fermi surface develops Fermi energy (E_F) weight requiring a Fermi liquid (FL) description, and below T_M a large gap was observed, being consistent with CDW behavior.²¹ Localization was also put forward as possible origin of the upturn in resistivity below T_M .¹² But if the upturn at T_M is from localization, it would probably preclude low-temperature superconductivity due to the strong disorder effects. Santos et al. considered that T_M represents a crossover in

dimensionality. They studied the thermal expansion of three axis on single crystal $Li_{0.9}Mo_6O_{17}$, and concluded that the upturn of resistivity response in $Li_{0.9}Mo_6O_{17}$ is due to a CDW instability dominated by electronic interactions. The dimensional crossover at T_M may destabilize the LL fixed point, and leads to a CDW dominated by electronic interactions as suggested by LL theories.^{3,4} Anyway, the understanding of the MIT at ~ 30 K have reached no consensus up to now.

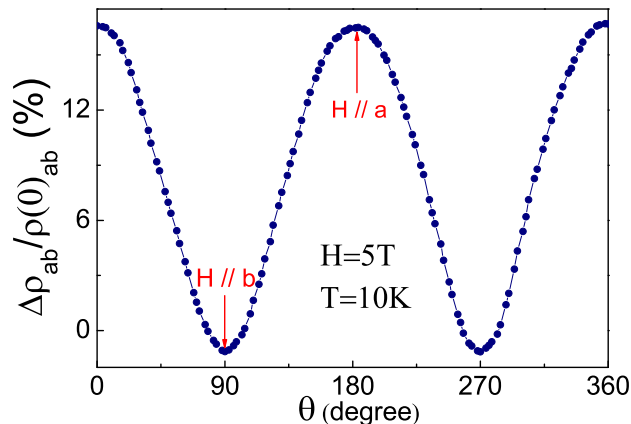


FIG. 2: Angular dependence of ab-plane MR at $T = 10$ K and $H = 5$ T with twofold symmetry. The field was rotated within the ab-plane.

In this paper, we have studied resistivity along the a, b and c axes on the same piece of $Li_{0.9}Mo_6O_{17}$ single crystal. The anisotropy of ρ_c/ρ_a and ρ_c/ρ_b was given, confirming the quasi-one-dimensionality of the compound. The sharp decrease in the anisotropy below T_M indicates a dimensional crossover at T_M . It is striking that a negative MR is observed with magnetic field applied along b axis, while huge positive MR shows up with $H \parallel c$. The MR data can be well fitted by a modified two-band model which had been widely used in CDW quasi-two-dimensional purple bronzes $A_{0.9}Mo_6O_{17}$ ($A = K, Na, Tl$) and quasi-one-dimensional conductor $NbSe_3$.^{25,26} It gives evidence for the existence of CDW instability in $Li_{0.9}Mo_6O_{17}$.

II. EXPERIMENTAL PROCEDURE

The $Li_{0.9}Mo_6O_{17}$ single crystals were grown by temperature-gradient flux method^{4,10} using Li_2MoO_4 , MoO_2 and MoO_3 as starting materials. Li_2MoO_4 was presynthesized by heating Li_2CO_3 and MoO_3 in stoichiometric ratio at $500^\circ C$, $600^\circ C$, and $650^\circ C$ in air for 3 days with several intermediate grinds. MoO_2 was presynthesized by heating Mo and MoO_3 in an evacuated quartz tube at $800^\circ C$ for 36 hours. These products

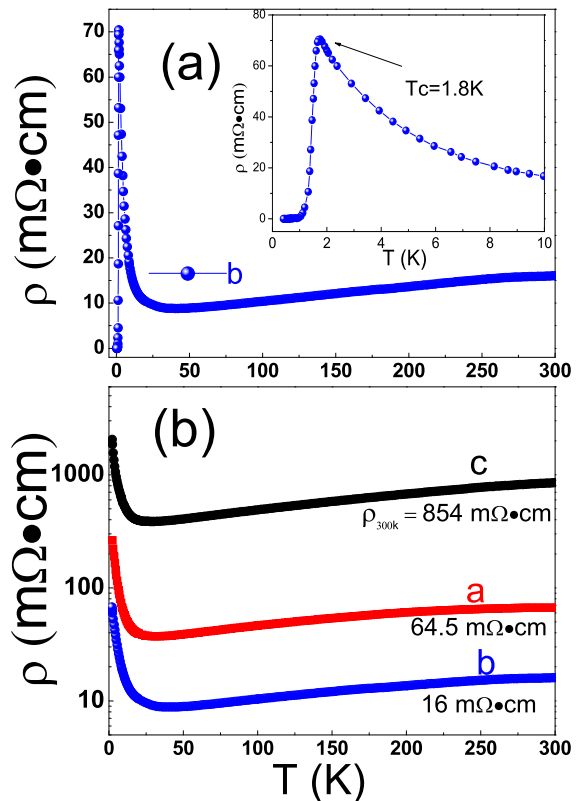


FIG. 3: (a): Temperature dependence of electrical resistivity ρ in the temperature range from 0.3 K to 300 K and the inset highlights the superconducting transition in the temperature range from 0.3 K to 10 K for $Li_{0.9}Mo_6O_{17}$ single crystal along b axis. (b): Temperature dependence of electrical resistivity for the three crystallographic directions for the same piece of $Li_{0.9}Mo_6O_{17}$ single crystal. The ρ_{300K} values for each axis are shown

were weighted according to the raw proportion as in reference [10]¹⁰ and thoroughly ground in an argon-filled glove box, then sealed in an evacuated 15 cm long quartz tube, and held at $575^\circ C$ for 4 days, then reacted 10 days in a gradient of $10^\circ C/cm$ ($490^\circ C$ and $640^\circ C$ at the tube ends) and finally cooled to room temperature by furnace. The mixture was immersed in hot 5% potassium carbonate until the solutions obtained were colorless. Typical dimension of the crystals is $2 \times 1 \times 0.25$ mm³ with surface color of purple and bronze.

Single crystals were characterized by x-ray diffractions (XRD) using $Cu K_\alpha$ radiations. As shown in Fig.1, only (001) diffraction peaks were observed, it suggests that the crystallographic c-axis is perpendicular to the plane of the plate-like single crystal. The lattice constant of c-axis was determined to be 1.275 nm.

The electrical transport properties were measured using the ac four-probe method with an alternative current (ac) resistance bridge system (Linear Research, Inc.; LR-700P) in the range $0.3 \text{ K} < T < 300 \text{ K}$ along the a, b, c axis, respectively. The dc magnetic field for MR measurements is supplied by a superconducting magnet system (Oxford Instruments). Crystal orientation was determined through angular dependence of ab-plane magnetoresistance (AMR). Magnetic field was rotated within ab-plane. It is found that the AMR shows a twofold symmetry. As shown in fig.2, we define the direction with the maximum MR as a-axis and the direction with minimum MR as b-axis.

III. EXPERIMENTAL RESULTS AND DISCUSSION

Fig.3 (a) displays temperature dependence of resistivity for single crystal $Li_{0.9}Mo_6O_{17}$ along b axis. As shown in Fig.3(a), a metal-insulator transition is observed at $T_M \sim 30 \text{ K}$, and a superconducting transition at $T_C \sim 1.8 \text{ K}$ occurs. These results are consistent with the report by Greenblatt et al. It indicates the good quality of our single crystals. The inset highlights the superconducting transition in the temperature range from 0.3 K to 10 K for $Li_{0.9}Mo_6O_{17}$ single crystal along b axis. Fig.3 (b) shows the electronic resistivity as a function of

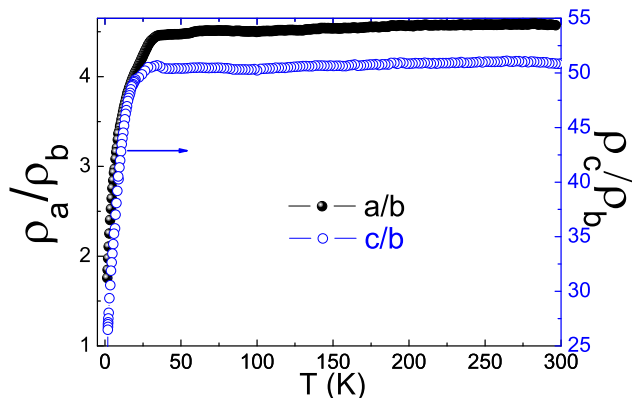


FIG. 4: Temperature dependence of the anisotropy ρ_c/ρ_b and ρ_c/ρ_a in the temperature range from 1.8 K to 300 K for $Li_{0.9}Mo_6O_{17}$ single crystal.

temperature along a-, b- and c-axis, respectively. The values of ρ_{300K} along a-, b- and c-axis axis are 64.5, 16 and $854 \text{ m}\Omega\text{cm}$, respectively. The resistivity anisotropy at 300 K $\rho_b : \rho_a : \rho_c \sim 1 : 4 : 50$. This indicates the quasi-one-dimensionality character in $Li_{0.9}Mo_6O_{17}$. The anisotropy obtained here is significantly different from the report by Greenblatt et al. and Choi et al.^{11,12}. However, it is close to electrical resistivity determined by the Montgomery method.²² It should be emphasized that

the anisotropy obtained here is from the resistivity value measured on the same piece of single crystal. Temperature dependence of the anisotropy for ρ_c/ρ_b and ρ_c/ρ_a in the temperature range from 1.8 K to 300K is shown in Fig.4. It is found that the anisotropy of ρ_c/ρ_b and ρ_c/ρ_a is temperature-independent above T_M . It suggests that the transport properties' behavior of $Li_{0.9}Mo_6O_{17}$ is in some way interconnected with all the three crystallographic directions across the conducting chain. When electrons move between the zigzag chains which run along the b direction through interchain hopping, it will choose the most conducting path (for example: the Mo6-[Mo4-O11-Mo1]-Mo6 path, where the [Mo4-O11-Mo1] path is in the zigzag chain). It appears reasonable to conclude that the electrical resistivities in the a- and c- axes may be ρ_b dependent.²² Below T_M , the anisotropy of ρ_c/ρ_b and ρ_a/ρ_b decreases sharply. This observation confirms $T_M \sim 30 \text{ K}$ as a crossover temperature, and the sharp decrease of highly anisotropic resistivity indicates a dimensional crossover. Through thermal expansion experiments, Santos et al. also suggested the possibility of a dimensional crossover at T_M .⁴ The dimensional crossover at T_M is necessary for the occurrence of superconductivity at 1.8 K.

It is well known that classical MR in metals follows a scaling function of $(H/\rho)^2$, which is known as Kohler's rule. Kohler's rule holds if there is a single type of charge carrier and the scattering time is isotropic on the Fermi surface. Fig.5 shows isothermal magnetoresistance at 3 K, 5 K, 10 K, 15 K and 50 K for the three crystallographic directions with H applied along the three crystallographic directions, respectively. It is found that Kohler's rule is violated in $Li_{0.9}Mo_6O_{17}$ (the curves cannot be scaled to a universal curve). The MR behavior in $Li_{0.9}Mo_6O_{17}$ is strongly dependent on the orientation of the magnetic field.

For $H \parallel$ b-axis, the MR is negligibly small above T_M , and comparatively larger negative MRs are observed below T_M . For $T > T_M$, the system is a pure quasi-1D, consequently, the Lorentz force is zero with H parallel to b-axis. For $T < T_M$, the negative MR may attribute to the field suppression of an energy gap associated with a CDW state. Recently, Xu et al. have studied the in-chain electrical resistivity $\rho_b(T)$ with field applied along b-axis. They considered that the negative MR is due to gap suppression as a result of Zeeman splitting.²⁴

A large positive MR for the resistivity along a-, b- and c-axis is observed with $H \parallel$ c-axis. $\Delta\rho/\rho = 530\% \sim 900\%$ depending on different axis resistivity at 3K for $H = 14 \text{ T}$. In CDW compounds of $A_{0.9}Mo_6O_{17}$ ($A = \text{K, Na, Tl}$) and $NbSe_3$, large positive MR for $H \parallel$ c axis have also been observed. It was explained by field-enhanced nesting of the Fermi sheets, and the data can be well fitted by a modified two-band model.^{25,26} In the model, assuming that the two types of carrier have the same relaxation time and mass in the two-band model of Noto and Tsuzuku,²⁷ for the case of $H \parallel$ c, the MR can be expressed as

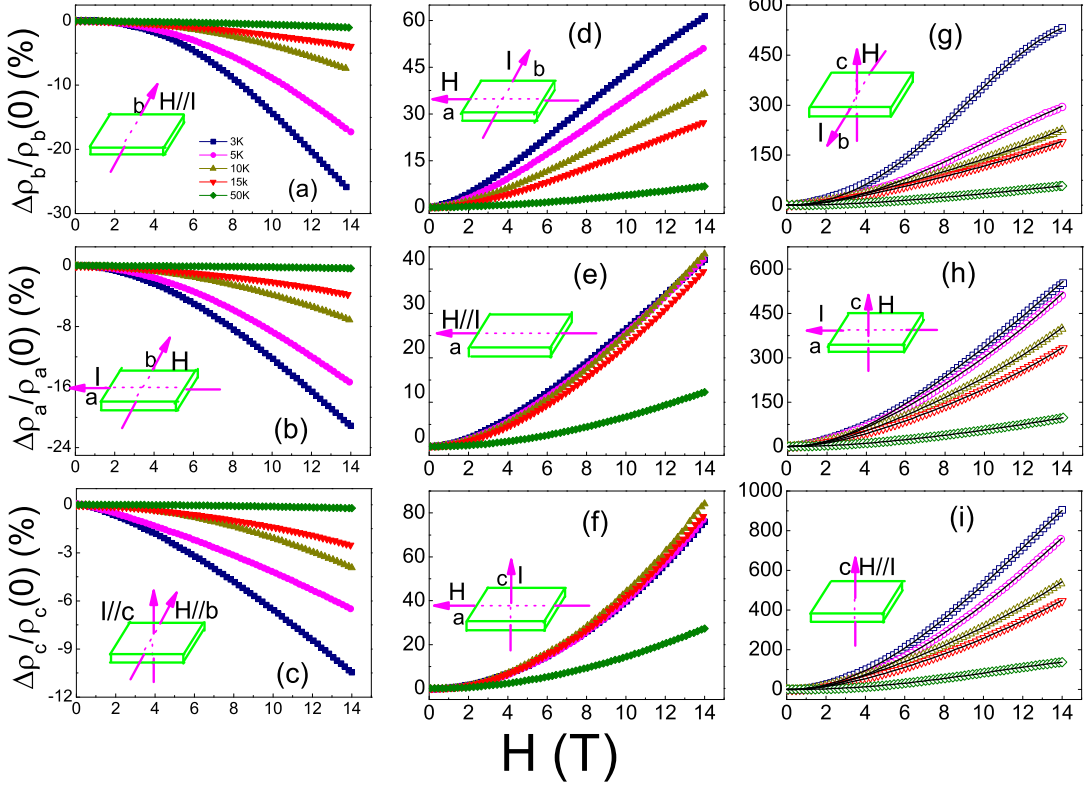


FIG. 5: Isothermal magnetoresistance for the three crystallographic directions for $Li_{0.9}Mo_6O_{17}$ single crystal at 3 K, 5 K, 10 K, 15 K and 50 K, respectively, with $H \parallel b$ axis (a): $\Delta\rho_b/\rho_b$, (b): $\Delta\rho_a/\rho_a$, (c): $\Delta\rho_c/\rho_c$; and with $H \parallel a$ axis (d): $\Delta\rho_b/\rho_b$, (e): $\Delta\rho_a/\rho_a$, (f) $\Delta\rho_c/\rho_c$; and with $H \parallel c$ axis (g): $\Delta\rho_b/\rho_b$, (h): $\Delta\rho_a/\rho_a$, (i): $\Delta\rho_c/\rho_c$. The solid lines are the curves for the best fit to the MR data with $H \parallel c$ axis by equation (1).

$$\frac{\Delta\rho}{\rho} = \frac{4(\beta - \gamma H)\bar{\mu}^2 H^2}{(1 + \beta - \gamma H)^2 + (1 - \beta + \gamma H)^2 \bar{\mu}^2 H^2} \quad (1)$$

Here β is the ratio of two types of carrier at $H = 0$. $n_2/n_1 = \beta - \gamma H$, where γ is a constant. n_1 and n_2 are the concentrations of the two types of carrier. $\bar{\mu}$ is the mobility for both types of carrier (we have assumed that the mobilities of the two carrier types are the same).

We tried to fit the MR with H applied along c axis using equation (1). Surprisingly, the data can be well fitted using equation (1), as shown in figure 5 (g),(h),(i). The fitting parameters are listed in Table 1. Therefore, the results of isothermal MR suggest the two-band electronic structure in the $Li_{0.9}Mo_6O_{17}$ single crystal, and it supports the existence of a CDW or SDW instability in $Li_{0.9}Mo_6O_{17}$. Actually, a tight binding band structure calculation for $Li_{0.9}Mo_6O_{17}$ by Whangbo et al. predicted two fully occupied and two partially occupied Mo 4d-derived bands.¹³

As the temperature decreases from 50 K, the parameter β does not change much, and γ changes nonmono-

TABLE I: Parameters obtained by the modified two-band model to fit the isothermal MR data with $H \parallel c$ axis as shown in Fig.5 for $Li_{0.9}Mo_6O_{17}$ at $T = 3, 5, 10, 15$ and 50 K.

Temperature(K)	$\beta = n_1(0)/n_2(0)$	γ	$\bar{\mu}(m^2V^{-1}s^{-1})$
3	0.971	0.00027	2.474
5	0.965	-0.00021	2.197
10	0.904	-0.00279	2.262
15	0.903	-0.00276	1.967
50	0.989	0.0047	0.948

tonically, and $\bar{\mu}$ increases sharply below T_M (as listed in table 1). β is ~ 1 at all temperature from our study, which means $n_1 \approx n_2$. The sharp increase of $\bar{\mu}$ below T_M is consistent with the report by Dumas et al.²⁸ Considering that $n \approx \frac{2}{\rho e \bar{\mu}}$,²⁹ the sharp increase of the resistivity and $\bar{\mu}$ below T_M leads to the sharp decrease of n_1 and n_2 below T_M . This can be understood assuming a gap is

opened at T_M .

The MR with H \parallel a-axis is positive, much larger than the report by Xu et al.²⁴ The MR of b-axis ($\Delta\rho_b/\rho_b$) monotonically increases with decreasing the temperature, while the MR of a-axis and c-axis ($\Delta\rho_a/\rho_a$ and $\Delta\rho_c/\rho_c$) shows different behavior: $\Delta\rho_a/\rho_a$ and $\Delta\rho_c/\rho_c$ remarkably increase with crossing the dimensional crossover at T_M , and nearly do not change below T_M and trends to saturate with decreasing temperature just below T_M . Therefore, such change in MR is closely related to the dimensional crossover. It should be pointed out that the MR with H \parallel a-axis cannot be fitted by equation (1). As mentioned, the MR with H \parallel a-axis is larger than the report by Xu et al.²⁴ Such difference could arise from the disorder in $Li_{0.9}Mo_6O_{17}$ crystals. No superconductivity is detected down to 0.6 K in Xu's report, while superconductivity shows up at 1.8 K in our crystals. Santos et al. found that treatment of superconducting crystals in air at 200 °C for 10 h leads to a suppression of superconductivity, indicating that the disorder can kill the superconductivity.²² Matsuda et al. found that the superconducting transition temperature is sensitive to the magnitude of the resistivity upturn (R_{2K}/R_{min}).³⁰ The value of the ratio, R_{2K}/R_{min} , is about 7 for our crystals and $T_c \sim 1.8$ K, while the value of ratio for the crystals reported by Xu et al. is ~ 20 ,²⁴ so that no superconductivity is observed. Therefore, the crystal used by Xu et al. may exist much more disorder than the crystals studied here. Based on the above results, it is found that a dimensional crossover occurs at T_M . Since $Li_{0.9}Mo_6O_{17}$ follows Luttinger liquid at $T > T_M$, it is

likely to crossover to a CDW instability dominated by electronic interactions below T_M .^{3,4} At low temperature, superconductivity is a competing order with the SDW state.

IV. CONCLUSIONS

In this paper, we have studied resistivity along the a-, b- and c- axes in $Li_{0.9}Mo_6O_{17}$ single crystal, respectively. The results of the anisotropy of ρ_c/ρ_a and ρ_c/ρ_b confirms the quasi-one-dimensionality of the compound. Above T_M the anisotropy is temperature-independent, while decreases sharply below T_M . It can be understood by a dimensional crossover at T_M . For H \parallel b axis, large negative MR is observed. This may attribute to the field suppression of energy gap associated with CDW state. Positive and large magnetoresistance shows up with H applied along c direction. The behavior of MR gives evidence of the existence of CDW or SDW instability in $Li_{0.9}Mo_6O_{17}$. It indicates that the dimensional crossover destabilizes the LL fixed point leading to a CDW dominated by electronic interactions, as suggested by LL theory.

Acknowledgment: This work is supported by the Nature Science Foundation of China and by the Ministry of Science and Technology of China (973 project No: 2006CB601001) and by National Basic Research Program of China (2006CB922005)

* Corresponding author; Electronic address: chenxh@ustc.edu.cn

¹ Luttinger, J. M, J. Math Phys **4** 1154 (1963).

² Johannes Voit, Rep. Prog. Phys. **58** 977 (1995).

³ Daniel. Boies, C. Bourbonnais, and A.-M. S. Tremblay, Phys. Rev. Lett **74** 968 (1995).

⁴ C. A. M. dos Santos, B. D. White, Yi-Kuo Yu, J. J. Neumeier, and J. A. Souza, Phys. Rev. Lett **98**, 266405 (2007).

⁵ R. Buder, J. Devenyi, J. Dumas, J. Marcus, J. Mercier, C. Schlenker, C. Schlenker, J. Phys. Lett **43**, L59 (1982).

⁶ H. Vincent, M. Ghedira, J. Marcus, J. Mercier, C. Schlenker, J. Solid State Chem **47**, 113 (1983).

⁷ Greenblatt, M. Ramanujachary, K. V. McCarroll, W. H. Neifeld, R. Waszczak, J. V. J. Solid State Chem **59**, 149 (1985).

⁸ Ganne, M. Dion, M. Boumaza, A. Tournoux, M. Solid State Commun **59**,, 137 (1986).

⁹ Ramanujachary, K. V. Collins, B. T. Greenblatt, M. Solid State Commun **59**, 647 (1986).

¹⁰ W. H. McCarroll and M. Greenblatt, J. Solid State Chem **54**,282 (1984).

¹¹ M. Greenblatt, W. H. McCarroll, R. Neifeld, M. Croft, and J. V. Waszczak, Solid State Commun **51**, 671 (1984).

¹² J. Choi, J. L. Musfeldt, J. He, R. Jin, J. R. Thompson, D. Mandrus, X. N. Lin, V. A. Bondarenko, J. W. Brill, Phys.

Rev. B **69**, 085120 (2004).

¹³ Myung. Hwan. Whangbo, Enric. Canadell, J. Am. Chem. Soc **110**, 358 (1988).

¹⁴ Greenblatt, Chem. Rev. (Washington, D.C.) **88**, 31 (1988).

¹⁵ C. Schlenker, H. Schwenk, C. Escribefilippini, and J. Marcus, Physica B and C **135**, 511 (1985).

¹⁶ Feng Wang, J.V. Alvarez, S. K. Mo, J.W. Allen, G.H. Gweon, J. He, R. Jin, D. Mandrus, H. Höchst, Phys. Rev. Lett **96**, 196403 (2006).

¹⁷ G.-H. Gweon, S.-K. Mo, J.W. Allen, J. He, R. Jin, D. Mandrus, and H. Hochst, Phys. Rev. B **70**, 153103 (2004).

¹⁸ J. Hager, R. Matzdorf, J. He, R. Jin, D. Mandrus, M. A. Cazalilla, and E.W. Plummer, Phys. Rev. Lett. **95**, 186402 (2005).

¹⁹ C. Schlenker, J. Dumas, C. Escribe-Filippini, H. Guyot, J. Marcus, and G. Fourcaudot, Philos. Mag. B **52**, 643 (1985).

²⁰ J. D. Denlinger, G. H. Gweon, J. W. Allen, C. G. Olson, J. Marcus, C. Schlenker, L.S. Hsu, Phys. Rev. Lett **82**, 2540 (1999).

²¹ Jinyu Xue, L.C. Duda, Kevin E. Smith, Alexei V. Fedorov, Peter D. Johnson, Steve L. Hulbert, William McCarroll and Martha Greenblatt Phys. Rev. Lett **83**, 1235 (1999).

²² M. S. da Luz, C. A. M. dos Santos, J. Moreno, B. D. White, and J. J. Neumeier, Phys. Rev. B **76**, 233105 (2007).

²³ Z.spopovic and S.Satpathy, Phys. Rev. B **74**, 045117

- (2007).
- ²⁴ X. Xu, A.F. Bangura, J.G. Analytis, J.D. Fletcher, M.M.J. French, N. Shannon, J. He, S. Zhang, D. Mandrus, R. Jin, N.E. Hussey, Accepted by Phys. Rev. Lett.
- ²⁵ Mingliang Tian, Song. Yue, and Yuheng. Zhang, Phys. Rev. B **65**, 104421 (2002).
- ²⁶ J. Q. Shen, X. Z. Chen, Y. Zheng, H. T. Wang and Zhu-an Xu, J. Phys: Condens. Matter, **15**, 5353 (2003).
- ²⁷ K. Noto and T. Tsuzuku, Jpn. J. Appl. Phys. **14**, 46 (1975).
- ²⁸ J. Dumas and C. Schlenker, Int. J. Mod. Phys. B **7**, 4045 (1993).
- ²⁹ Considering $\rho = \rho_1 + \rho_2 = \frac{1}{n_1 e \mu_1} + \frac{1}{n_2 e \mu_2} \approx \frac{2}{n e \bar{\mu}} \iff n \approx \frac{2}{\rho e \bar{\mu}}$, when $\bar{\mu}$ and ρ increase sharply below T_M , n will decrease sharply.
- ³⁰ Y. Matsuda, M. Sato, M. Onoda, and K. Nakao, J. Phys. C **19**, 6039 (1986).