

Intermittency route to chaos from adiabatic to resonance regime for the nuclear billiard

D. Felea^{1,a}, C.C. Bordeianu², I.V. Grossu², C. Beşliu², Al. Jipa², A.A. Radu¹, and E. Stan¹

¹ Institute of Space Sciences, P.O.Box MG 23, RO 77125 Bucharest-Măgurele, România

² Faculty of Physics, University of Bucharest, P.O.Box MG 11, RO 77125 Bucharest-Măgurele, România

Received: date / Revised version: date

Abstract. We analyze on a simple classical billiard system the onset of chaotic behaviour in different dynamical regimes. A classical version of the nuclear billiard with a 2D deep Woods-Saxon potential is used. We take into account the coupling between the single particle and the collective degrees of freedom in the presence of dissipation for several vibrational multipolarities. It is shown that the maximum divergence of the trajectories is achieved in the resonance regime. A peculiar case of intermittency is reached in the vicinity of the resonance, when the beats phenomenon occurs. We examine the order-to-chaos transition by performing several types of analysis including sensitive dependence on the initial conditions, single-particle phase-space maps, fractal dimensions of Poincare maps and autocorrelation functions.

PACS. 24.60.Lz Chaos in nuclear systems – 05.45.Pq Numerical simulations of chaotic systems – 21.10.Re Collective levels

1 Introduction

Deterministic chaos, is usually defined as irregular, unpredictable behaviour of the trajectories generated by nonlinear systems whose dynamical laws, involving no randomness or probabilities, predict a unique time evolution of a given system.

Over the last two decades an increasing number of papers have treated the study of the deterministic chaotic behaviour of Fermi nuclear systems [1, 2, 3, 4, 5, 6, 7, 8, 9, 10, 11, 12, 13, 14, 15, 16, 17, 18, 19, 20, 21, 22, 23, 24, 25, 26, 27]. The interest for analyzing the order-to-chaos transitions on such systems was linked to the problem of the onset of dissipation of collective systems through mainly one-body and two-body processes. Among these we mention the interaction of the nucleons with the potential well, the evaporation of individual nucleons in nuclear peripheral interactions, and the collisions between nucleons without taking into account the Pauli blocking effect.

These kinds of analyses were performed for the first time by Burgio, Baldo *et al.* [1, 2, 3] considering a system of nucleons which move within a container modelled as a Woods-Saxon type potential and kick the container walls with a specific frequency. They discuss the damping of the movement and the relation with order-chaos transition in single-particle dynamics.

On this classical model worked Papachristou *et al.* [28], studying the decay width of the Isoscalar Giant Monopole

Resonance for various spherical nuclei. Also, Felea, Bordeianu and collab. [29, 30, 31, 32, 33], showed the beginning of the chaotic behaviour for a number of nucleons in various dynamical regions at several multipolarities.

In this paper, we investigated the chaotic behaviour of a single nucleon in a two-dimensional deep Woods-Saxon potential well for specific physical phases. A qualitative picture of the achievement of soft deterministic chaos was shown for a comparative study between the adiabatic and the resonance stage of the nuclear interaction.

Close to resonance we obtained characteristics of the intermittency regime, *i.e.* sudden change to a laminar behaviour (so-called intermission) of a specific signal between two turbulent phases, which has been detected over and over again in several experimental fields. It should be mentioned that the three types of intermittency described in [34] were found through a plethora of experiments regarding the Rayleigh-Benard convection, the driven nonlinear semiconductor oscillator, the Belousov-Zhabotinskii chemical reaction, and the Josephson junctions (for *e.g.*, [35, 36, 37, 38, 39, 40, 41, 42, 43, 44]). The studies of Mârza regarding the precursor seismic activity of the March 4, 1977 Vrancea (Romania) earthquake revealed also an intermittent pattern [45].

2 Basic Formalism

We chose for the present analysis a simple dynamical system as considered in several previous papers by Burgio and collab. [1, 2, 3]. This system contains a number of A spin-

Send offprint requests to: D. Felea

^a e-mail: dfelea@cern.ch

Correspondence to: D. Felea

less and chargeless nucleons, with no internal structure. The nucleons move in a 2D deep Woods-Saxon potential well considered as a "nuclear billiard" and hit periodically the oscillating surface of the well with a certain frequency. The Bohr Hamiltonian of such a system in polar coordinates is considered as:

$$H(r_j, \theta_j, \alpha) = \sum_{j=1}^A \left[\frac{p_{r_j}^2}{2m} + \frac{p_{\theta_j}^2}{2mr_j^2} + V(r_j, R(\theta_j)) \right] + \frac{p_\alpha^2}{2M} + \frac{M\Omega^2\alpha^2}{2}, \quad (1)$$

where $\{p_{r_j}, p_{\theta_j}, p_\alpha\}$ are the conjugate momenta of the particle and collective coordinates $\{r_j, \theta_j, \alpha\}$, the nucleon mass m is 938 MeV, Ω is the oscillating frequency of the collective variable α , and $M = mAR_0^2$ is the Inglis mass.

The Woods-Saxon potential is zero inside the billiard and a very steeply rising function on the surface:

$$V(r_j, R(\theta_j)) = \frac{V_0}{1 + \exp\left[\frac{r_j - R(\theta_j, \alpha)}{a}\right]}, \quad (2)$$

with $V_0 = -1500$ MeV, deep enough to avoid the escape of the nucleons regarded as classical objects for the present analysis. For the same reason, the diffusivity coefficient a has a very small value 0.01 fm. The vibrating surface can be written as in [1,2,3], depending on the collective variable and Legendre polynomials $P_L(\cos\theta_j)$:

$$R(\theta_j, \alpha) = R_0 [1 + \alpha P_L(\cos\theta_j)], \quad (3)$$

where $R_0 = 6$ fm, and L the multipolarity vibration degree of the potential well is 0 for the monopole, 1 for the dipole, 2 for the quadrupole, and 3 for the octupole case.

Once the hamiltonian is chosen, the numerical simulations are based on the solution of the Hamilton equations:

$$\dot{r}_j = \frac{p_{r_j}}{m}, \quad \dot{p}_{r_j} = \frac{p_{\theta_j}^2}{mr_j^3} - \frac{\partial V}{\partial r_j}, \quad (4)$$

$$\dot{\theta}_j = \frac{p_{\theta_j}}{mr_j^2}, \quad \dot{p}_{\theta_j} = -\frac{\partial V}{\partial R} \cdot \frac{\partial R}{\partial \theta_j}, \quad (5)$$

$$\dot{\alpha} = \frac{p_\alpha}{M}, \quad \dot{p}_\alpha = -M\Omega^2\alpha - \frac{\partial V}{\partial R} \cdot \frac{\partial R}{\partial \alpha}. \quad (6)$$

The Hamilton equations were solved with a Runge-Kutta type algorithm (order 2-3) having an optimized step size and taking into account that the absolute error for each variable is less than 10^{-6} . Total energy was verified to be conserved with high accuracy to a level of 10^{-8} .

The equilibrium deformation parameter $\bar{\alpha}$ which is the mean collective variable, can be calculated by equating the mechanical pressure of the wall, P_{wall} :

$$P_{wall} = \frac{dE}{dS} = \frac{M\Omega^2}{2\pi R_0^2} \cdot \frac{\bar{\alpha}}{1 + \bar{\alpha}}. \quad (7)$$

The pressure exerted by the particles is $P_{part.}$, ρ denotes the particle density, and T is the apparent temperature of the system that equals the 2D kinetic energy, using the natural system of units ($\hbar = c = k_B = 1$):

$$P_{part.} = \rho T = \frac{AT}{\pi R_0^2 (1 + \bar{\alpha})^2}. \quad (8)$$

Thus one gets the equation for $\bar{\alpha}$, the equilibrium value of the collective particle in two dimensions:

$$\bar{\alpha} (1 + \bar{\alpha}) = \frac{2T}{mR_0^2\Omega^2}. \quad (9)$$

Then a small perturbation of this collective variable was considered $\alpha(t = 0 \text{ fm/c}) = \bar{\alpha} + 0.15$ [1,2,3] and the evolution of the physical system was thoroughly investigated.

3 The Qualitative Analysis of the Route to Chaos

One can choose the wall oscillation taking place close to adiabatic conditions, imposing a wall frequency smaller than the single-particle one. Thus, the frequency of vibration Ω_{ad} was chosen less than 0.05 c/fm, which corresponds to an oscillation period equal to:

$$\tau_w = \frac{2\pi}{\Omega_{ad}} \geq 125.66 \text{ fm/c}. \quad (10)$$

By introducing the maximum particle speed:

$$v = \sqrt{\frac{2T}{m}}, \quad (11)$$

and the parameters as in [1,2,3]: $R_0 = 6$ fm and $T = 36$ MeV, one can obtain the value for the single-particle period:

$$\tau_p = \frac{2R_0}{v} \approx 43.33 \text{ fm/c}. \quad (12)$$

In addition to [1,2,3] we introduced a physical constraint to this elementary physical system and continued that type of analysis necessary for the study of a nonintegrable dynamical system. At the beginning we considered a physical situation and we chose instead a static vibrating "nuclear billiard", a projectile nucleus having the same properties, colliding with a target nucleus. It is well-known that the nuclear interaction, at incident energies ranging from MeV to GeV, can result in a multitude of processes from the nuclear evaporation to complete fragmentation or multifragmentation, according to the impact parameter.

It was shown in [46,47] that during this kind of processes even for peripheral events an unnegligible amount of energy is transferred by nucleon-nucleon scattering to the nucleons of the projectile and not only the transverse

momentum distributions, but also the longitudinal momentum distributions as measured in the projectile fragmentation rest frame can reveal the centrality status of the interaction. It can also offer a hint on the apparent temperature of a Fermi gas of nucleons which was found to be [47] near the isotopic temperatures, *i.e.* several MeV [48, 49, 50, 51].

It was therefore supposed that the target fragmentation can be associated with a resonant process. In order to obtain such behaviour, the wall frequency was gradually increased to the resonant frequency $\Omega_{res} = 0.145$ c/fm. However, nuclear evaporation or plain breakup of a projectile nucleus can take place long before this regime is achieved by redistributing energy between the nucleons themselves and also between single-particle degrees of freedom and collective ones. Individual nucleons or clusters can thus have enough kinetic energy to escalate the wall barrier.

We should also emphasize that we can either have the case that can be put in correspondence with a nuclear collision process, *i.e.* the variation of the nucleonic frequency oscillation as the apparent temperature of the nucleons in the nuclei increases (Eqs. 11 and 12), maintaining the potential well vibration constant, or respectively, the inverse situation in which the period between two consecutive collisions of the nucleon with the self-consistent mean field is kept invariable, while modifying the oscillation modes of the nuclear surface. The latter regards our studied case and is the reversed physical case previously described. It was used because of the specific choice of the "toy model" parameters described in [1, 2, 3].

But the most realistic evolution of the nucleons in a chosen potential can assume a simultaneous variation of both angular frequencies. The resonance condition of the coupled classical oscillators should remain however an important condition for a rapid appearance of a deterministic chaotic behaviour of the physical system in study at different time scales. A proper analysis of a system should provide the variation of the collision radian frequency of the nucleons inside the "billiard" as the apparent temperature increases and the change in the vibrating potential period supposing that the multipolarity increases when pumping energy in the "nuclear reservoir" during interaction. We can for example use in simulations, for nuclei with a large number of nucleons, the Liquid Drop Model or the Collective Model, which predict a frequency of vibration as function of the multipolarity deformation degree:

$$\Omega_L = \sqrt{\frac{C_L}{B_L}}, \quad (13)$$

with C_L being the elasticity coefficient and B_L the mass coefficient for the oscillator of L multipolarity.

One can notice that the beats phenomenon shows up as the wall frequency is raised towards the single-particle frequency (Fig. 1). Also, the pattern of the time evolution of the collective variable α indicates a certain degree of symmetry and a quasi-periodic behaviour with an increasing period from adiabatic to resonance conditions.

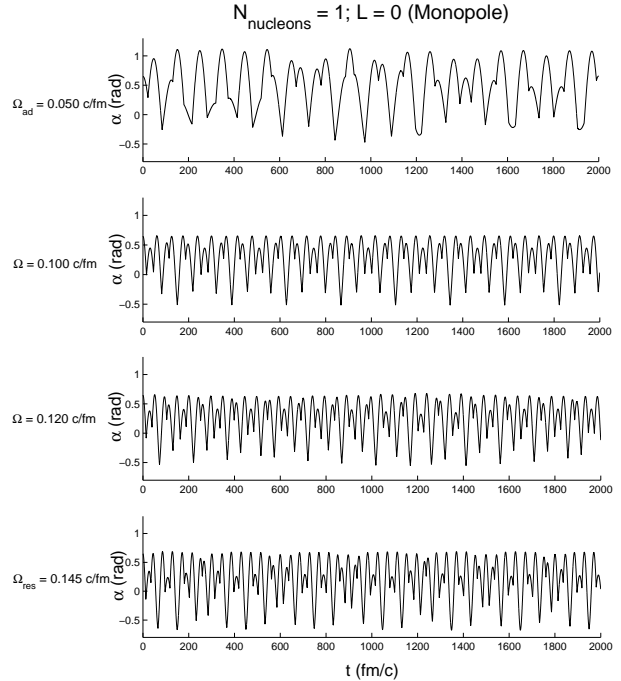


Fig. 1. The dynamics of the deformation parameter of the oscillating surface α for different frequencies from adiabatic to resonance regime (monopole case).

In order to detect chaos in simple systems several methods are usually used [52]. The sensitive dependence on the initial conditions, the so-called "Butterfly effect" is the first type of analysis presented in this article. For a given multipolarity degree we studied the time dependence of both, single and collective variables, with small perturbations applied to a single parameter (for *e.g.*, $\Delta r = 0.01$ fm). This type of analysis is presented for four cases, ranging from uncoupled equations to quadrupole deformations of the two-dimensional wall surface, and for the two physical regimes in study, adiabatic and of resonance, respectively (Figs. 2-5).

At a first glance, the time dependence of the collective degrees of freedom "looks chaotic" for all considered situations with the exception of $(4 + 2)$ uncoupled nonlinear differential equations case (Fig. 2), as one would naturally expect. In this case, a periodic structure would definitely appear in sharp contrast with the quasi-periodicity shown for different multipole collective modes. Also, the time evolution of the single-particle variables is clearly chaotic in all cases where the strong coupling between the $(4 + 2)$ nonlinear differential equations describing the single-particle dynamics appears (Figs. 3-5).

The sensitive dependence on the initial conditions, *i.e.* the decoupling of the trajectories at macroscopic scale, is found to give the first hints on the behaviour of the nuclear system, in its evolution from the quasi-stable states, which can hardly develop a chaotic motion in time (adiabatic state), to the unstable ones, characterized by a rapid divergence of the particle trajectories in the phase-space

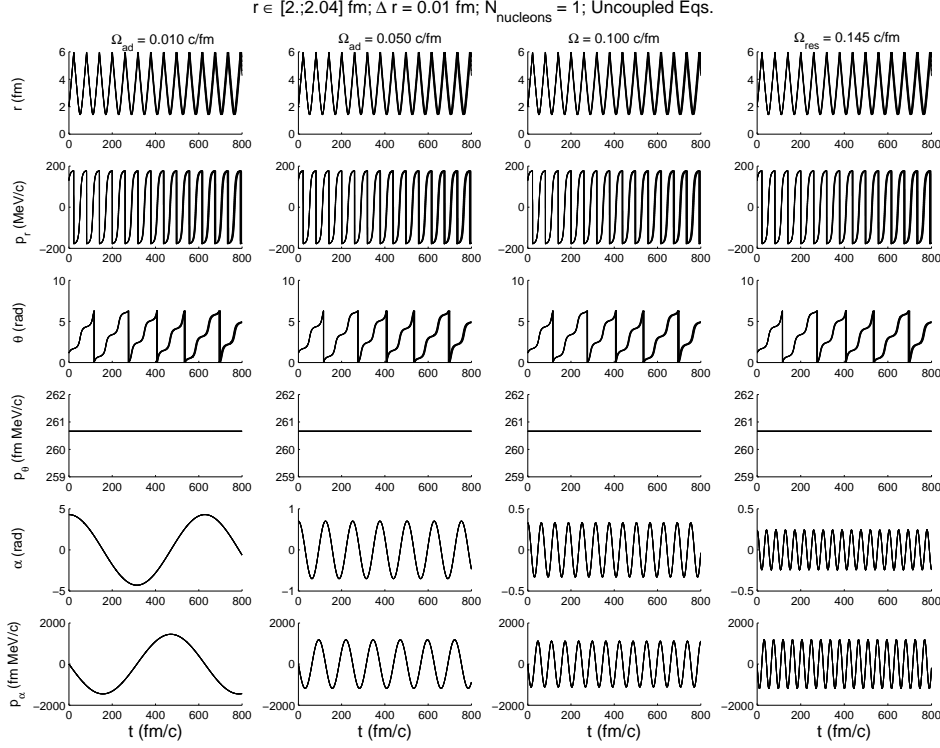


Fig. 2. The sensitivity on the initial small perturbation of the radius parameter (0.01 fm/c) when adiabatic and resonance conditions are imposed (uncoupled single and collective degrees of freedom case).

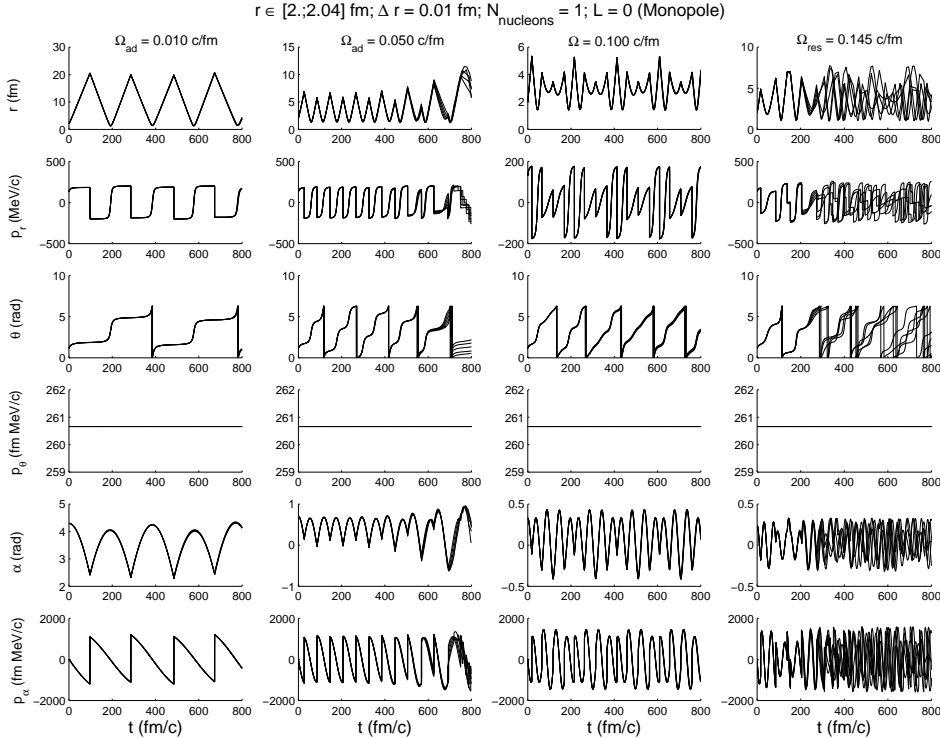


Fig. 3. The sensitivity on the initial small perturbation of the radius parameter (0.01 fm/c) when adiabatic and resonance conditions are imposed (monopole case).

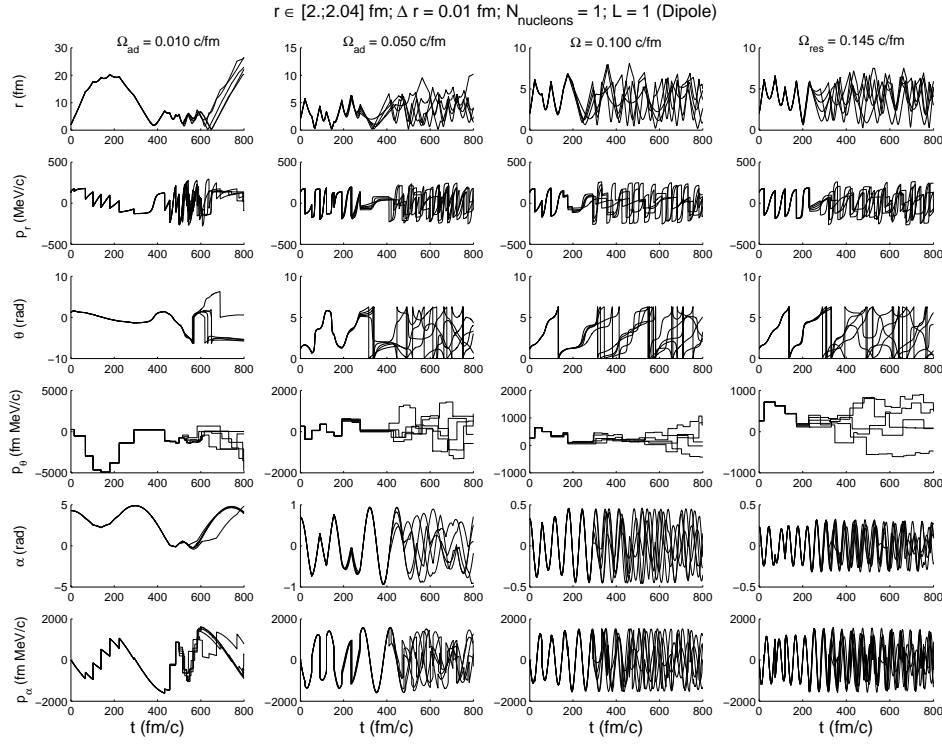


Fig. 4. The sensitivity on the initial small perturbation of the radius parameter (0.01 fm/c) when adiabatic and resonance conditions are imposed (dipole case).

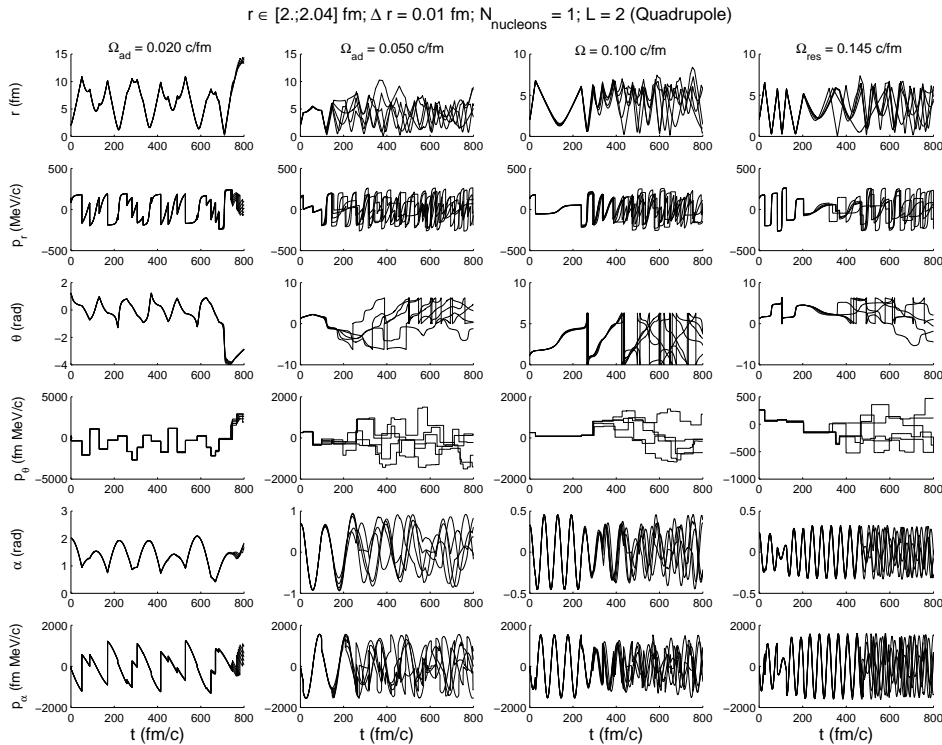


Fig. 5. The sensitivity on the initial small perturbation of the radius parameter (0.01 fm/c) when adiabatic and resonance conditions are imposed (quadrupole case).

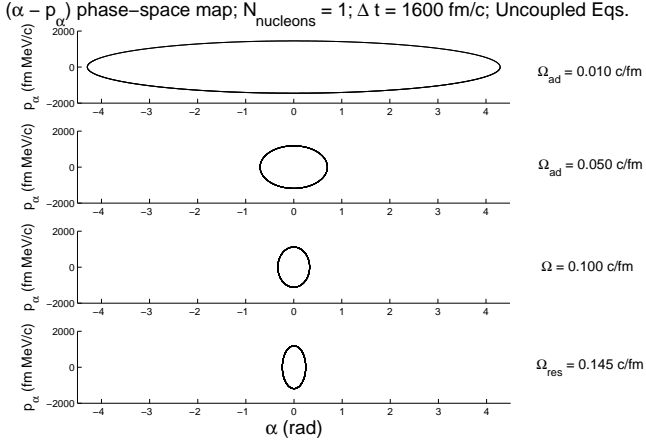


Fig. 6. The phase space of the collective degrees of freedom ($\alpha - p_\alpha$) for different wall frequencies (uncoupled single and collective degrees of freedom case).

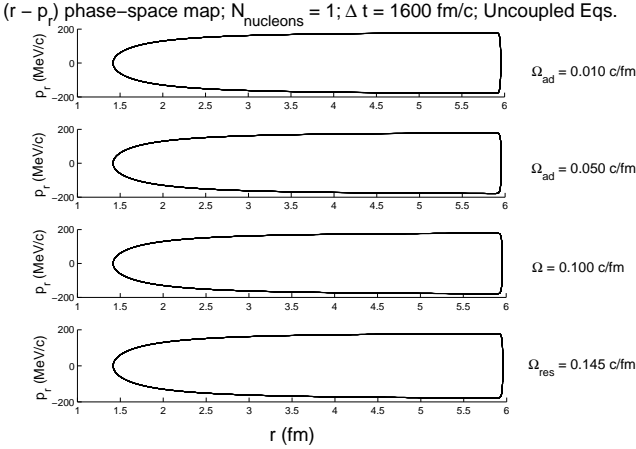


Fig. 7. The phase space of the single-particle degrees of freedom ($r - p_r$) for different wall frequencies (uncoupled single and collective degrees of freedom case).

(resonance regime). Also, in the monopole case the order-to-chaos transition clearly shows an intermittent pattern at $\Omega = 0.1$ c/fm (Fig. 3).

Another type of qualitative analysis, indicating different ways toward a chaotic behaviour is based on the one-dimensional maps of phase space. Thus, for a temporal scale of 1600 fm/c we represented the evolution of the multipolarity deformation degree of the potential well in the phase space of the vibrational variables ($\alpha \leftrightarrow p_\alpha$), as well as in the 1D phase space of a single-particle ($r \leftrightarrow p_r$). This type of analysis was performed for the uncoupled, monopole, dipole and quadrupole cases, using the same physical conditions, from the adiabatic to the resonant phase (Figs. 6-13).

A remark that can be formulated from the study of these phase space maps is related to the form of the trajectories specific to those described by a harmonic oscillator, especially for the ($\alpha \leftrightarrow p_\alpha$) maps. It can be easily put to

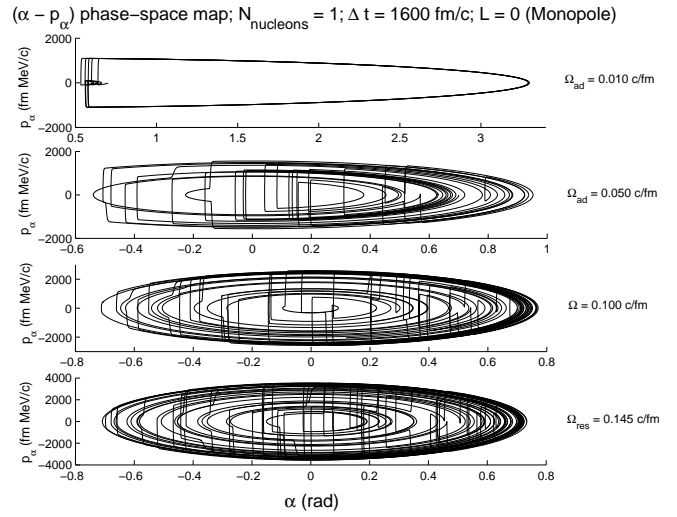


Fig. 8. The phase space of the collective degrees of freedom ($\alpha - p_\alpha$) for different wall frequencies ($L = 0$).

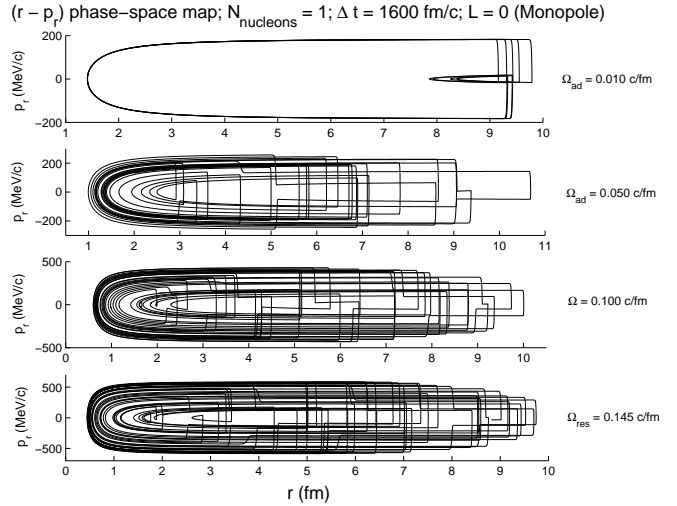


Fig. 9. The phase space of the single-particle degrees of freedom ($r - p_r$) for different wall frequencies ($L = 0$).

the test (Figs. 6,8,10, and 12) that the ellipse area S_{ho} is proportionally inverse with the wall vibration frequency:

$$S_{ho} = \frac{2\pi \cdot E_{coll}}{\Omega}, \quad (14)$$

where E_{coll} is the sum of the last two terms from (1), being the energy of the collective nucleonic motion.

The phase space filling degree raises as the vibration wall frequency moves towards the resonance value for all multiplicities took into account (Figs. 8-13), excepting the uncoupled nonlinear differential equations case (Figs. 6 and 7). This confirms that the characteristic time of the macroscopic decoupling of the nucleon trajectories in the Woods-Saxon potential evolves towards smaller values, once Ω is increased and also that the coupling between the collective variable motion and the particle dynamics is essential in amplifying the chaotic behaviour.

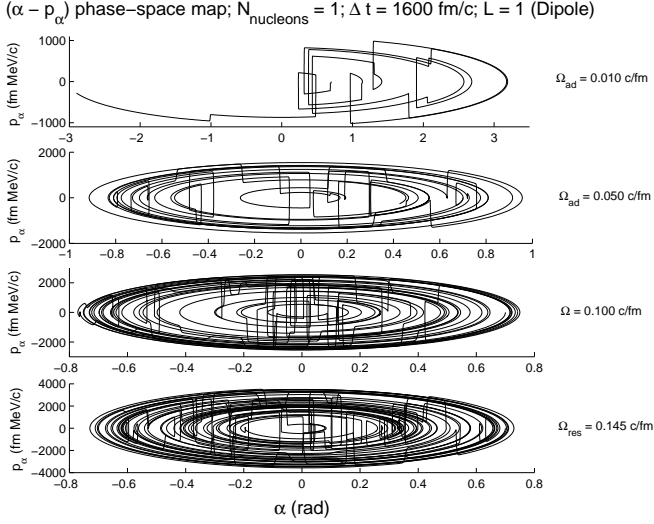


Fig. 10. The phase space of the collective degrees of freedom ($\alpha - p_\alpha$) for different wall frequencies ($L = 1$).

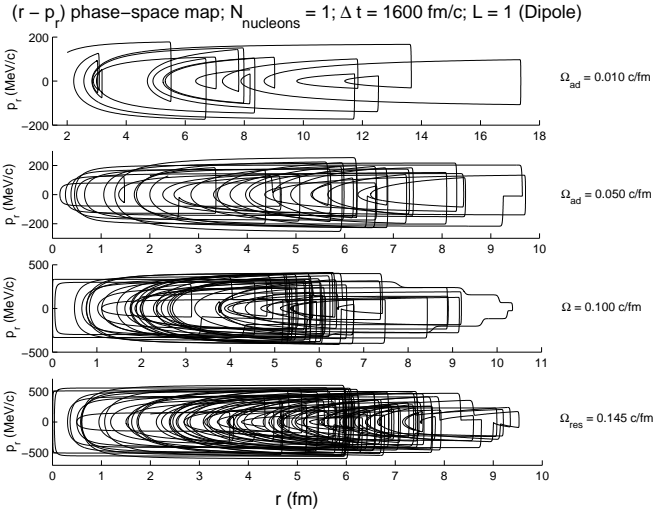


Fig. 11. The phase space of the single-particle degrees of freedom ($r - p_r$) for different wall frequencies ($L = 1$).

An intriguing aspect is revealed by the comparison of the filling degrees of the phase space as a function of the nucleon oscillation frequency in the chosen potential. One would expect that the trajectories degenerate from a simple orbit towards a compact filling of the ($\alpha \leftrightarrow p_\alpha$) or ($r \leftrightarrow p_r$) plane. Moreover, we observe several attraction basins around a few standard orbits, pre-eminently in the monopole case, in the intermittency domain: 0.05 – 0.1 c/fm (Figs. 8 and 9).

The previous observation becomes important when relating May's logistic equation [53] - fundamental in understanding the universality properties found by Feigenbaum [54,55,56,57] and exploited by Misiurewicz, Collet *et al.* [58,59] - with the periodically kicked damped rotator (pkdr) equation [52]:

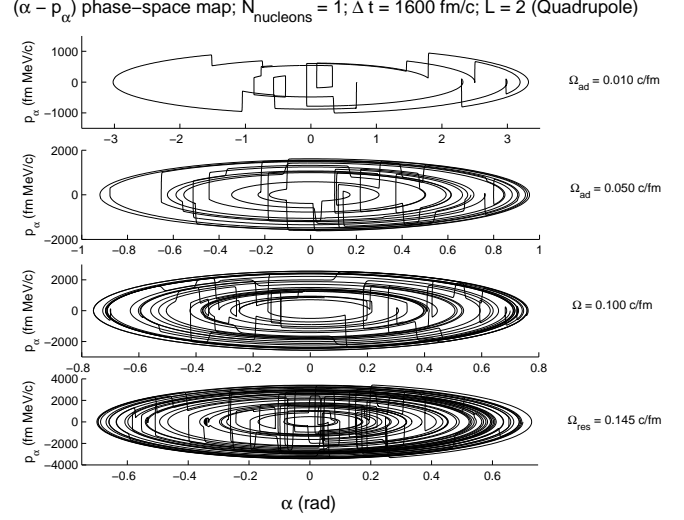


Fig. 12. The phase space of the collective degrees of freedom ($\alpha - p_\alpha$) for different wall frequencies ($L = 2$).

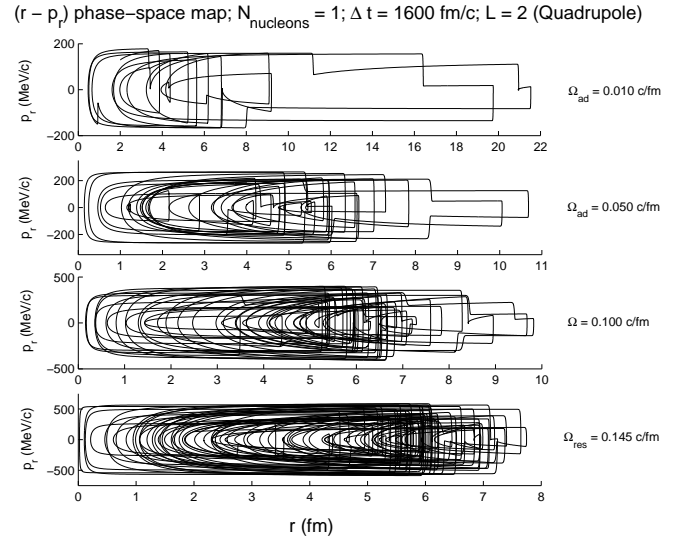


Fig. 13. The phase space of the single-particle degrees of freedom ($r - p_r$) for different wall frequencies ($L = 2$).

$$\ddot{x} + \Gamma \dot{y} = F = K \cdot f(x) \sum_{n=0}^{\infty} \delta(t - nT). \quad (15)$$

This equation, described by a damping constant Γ and a kicking T -periodic force F of K amplitude, can be put in correspondence with a two-dimensional discrete map:

$$x_{n+1} = x_n + \frac{1 - e^{-\Gamma t}}{\Gamma} [y_n + K \cdot f(x_n)], \quad (16)$$

and associated in the strong damping limit ($\Gamma \rightarrow \infty$) with the one-dimensional logistic map, having r as an external parameter:

$$x_{n+1} = r \cdot x_n (1 - x_n), \quad (17)$$

if the following relations are fulfilled [52]:

$$\lim_{\Gamma, K \rightarrow \infty} \Gamma/K = 1; \tag{18}$$

$$f(x_n) \cong (r - 1)x_n - r \cdot x_n^2. \tag{19}$$

We can now easily replace the pkdr equation with the harmonic oscillator system of differential equations in the presence of dissipative processes ("damped oscillator") and of an external harmonic driving force - specific to the "nuclear billiard" (Eqs. 4-6) and use the fact that the logistic map shows up a type-I intermittency pattern [34, 52].

The one-dimensional phase space maps offer a hint on their filling degree in time. In the same manner one can use the Poincare maps for the "nuclear billiard" regarded as a deterministic dynamical system. When analyzing at the end of the XIXth century the behaviour of close trajectories in the phase space, starting from a periodic orbit, Poincare showed in his study on the "restricted plane three-body problem" [60, 61] that there are only three distinct possibilities: the curve can be either a closed one (with a fix distance to a periodic orbit), or it can be a spiral that asymptotically wraps/unfolds to/from the periodic trajectory.

In order to simplify the temporal analysis for peculiar orbits, Poincare suggested a simple and effective method. By choosing a transversal section with $(N - 1)D$ that intersects a ND geometrical variety, the sequence of the intersection points is easier to be studied than the whole ND curve. Therefore, the cases previously described for the spiral generate a series of points that draw near in or move away from the intersection point of the periodic orbit with the transversal section.

Applying the Poincare maps type analysis to the simple chosen physical system, one would expect that the compact filling up of a $1D$ map of phase space for vibration frequencies of the Woods-Saxon well that match the one-particle oscillation frequencies inside the "billiard" (Figs. 8-13), to reverberate by a large density of chaotic distributed intersection points.

Here we present a quantitative measure, *i.e.* the fractal dimensions d_f of the Poincare maps with one-nucleon radial degrees of freedom ($r \leftrightarrow p_r$) when choosing for the transversal section the polar pair $(\theta \leftrightarrow p_\theta)$ as a constant. As only for the monopole and uncoupled cases the orbital kinetic momentum is a constant of motion, we plotted the one-particle radius as a function of radial momentum when the polar coordinate is not kept constant, but quasi-constant in order to increase the probability of intersecting the section for a given time evolution of the system:

$$\theta = \theta_0 \pm \epsilon_\theta. \tag{20}$$

We then chose a very small value for the $(\theta \leftrightarrow p_\theta)$ thickness: $\epsilon_\theta = 10^{-4}$ radians and let the system evolve for a period of $\Delta t = 2 \cdot 10^6$ fm/c.

The values were calculated using the box counting algorithm in a specific Visual Basic 6 application [62] on Poincare maps with 512×512 pixels. The fractal dimension of a map covered by N squares of length r is described by the following expression (see for *e.g.*, [63]):

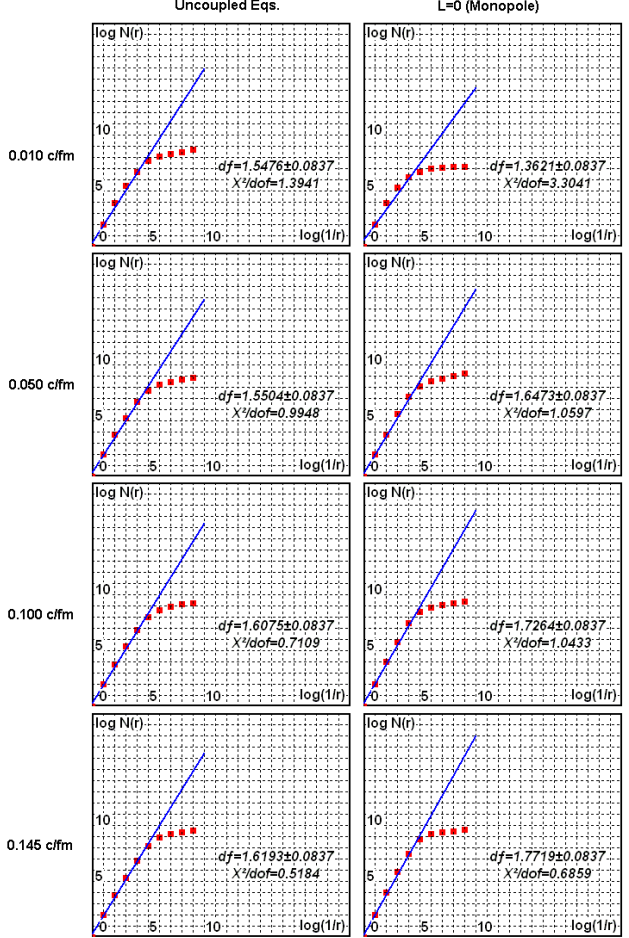


Fig. 14. The fractal dimensions of the $(r \leftrightarrow p_r)$ Poincare one-particle maps as linear slopes.

$$d_f = \lim_{r \rightarrow 0} \frac{\log N(r)}{\log 1/r}, \tag{21}$$

where we took: $r = 1/2^n$, $0 \leq n \leq n_{max}$. The maximum value ($n_{max} = 9$) was chosen according with the highest resolution.

We calculated in the first place d_f as slopes of the linear fits of the first six points of $\log_2^{N(r)}$ versus $n = \log_2^{1/r}$, where we took the inferior limit of r to be 1 pixel (Fig. 14).

The points from the Poincare maps are distributed in such a way that up to a certain resolution (32×32 pixels) the algorithm does not take into account the individual pixels. In this first region analyzed the alignment is quite good, denoting a correlation between points. The information is not uniformly distributed in the phase space but represents a "cloud" of points designating a figure with d_f close to 1. The first region thus offers a global image of the Poincare maps. Above 32×32 resolution appear the effects linked with the contribution of the individual points, reflected by significant variations of the fractal dimensions.

Table 1. The d_f of the ($r \leftrightarrow p_r$) Poincare one-particle maps at $r \rightarrow 0$

Oscillation frequency	Uncoupled eqs.	Monopole case
$\Omega_{ad} = 0.010$ c/fm	0.9616	0.7967
$\Omega_{ad} = 0.050$ c/fm	0.9804	1.0233
$\Omega = 0.100$ c/fm	1.0291	1.0417
$\Omega_{res} = 0.145$ c/fm	1.0608	1.0662

More relevant comes out to be the fractal dimension calculated directly with (21) at the minimum r , from the 512×512 pixel maps (Table 1). The d_f thus computed represents the filling degree of the phase space and can be correlated with the Shannon and Kolmogorov-Sinai entropies [52, 64, 65, 66, 67, 68, 69].

It can be remarked from both, the figure and the table, that the fractal dimensions increase with the specific vibration frequencies from the quasi-stationary equilibrium regime to the extremely unstable states of the nucleonic system.

The transition toward a quasi-periodic, aperiodic or chaotic behaviour can be also analyzed with the autocorrelation function of the variables characteristic for the temporal evolution of the studied physical system. When the "nuclear billiard" evolves to chaos, essential changes can be noticed in the shape of the autocorrelation function of a specific variable (continuous or discrete distributed). This type of function measures the correlation between a sequence of signals, and is usually defined as:

$$C(\tau) = \lim_{T \rightarrow \infty} \frac{1}{T} \int_0^T \xi(t) \cdot \xi(t + \tau) dt \quad (22)$$

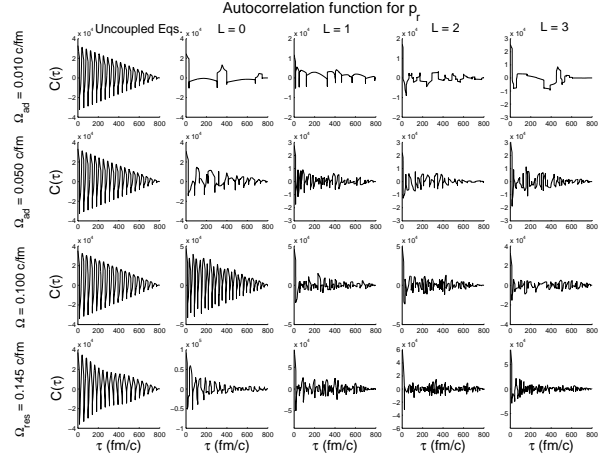
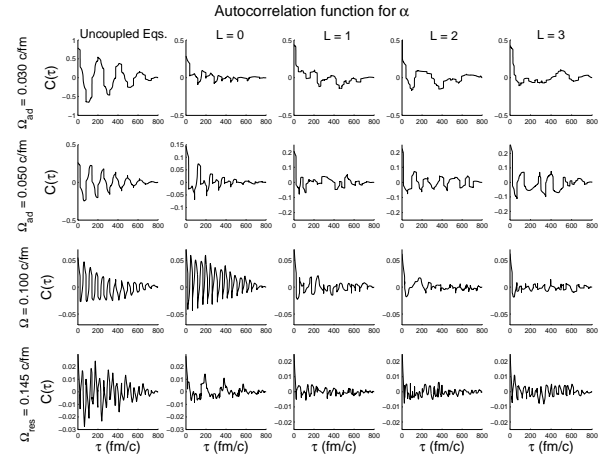
$$\xi(t) = x(t) - \lim_{T \rightarrow \infty} \frac{1}{T} \int_0^T x(t) dt \quad (23)$$

$$C(\tau) = \lim_{N \rightarrow \infty} \frac{1}{N} \sum_{n=0}^N \xi(t_n) \cdot \xi(t_{n+1}) \quad (24)$$

$$\xi(t_n) = x(t_n) - \lim_{N \rightarrow \infty} \frac{1}{N} \sum_{n=0}^N \xi(t_n) \quad (25)$$

For a laminar regular regime this function either has a constant value or presents decreasing oscillations in time. During a chaotic phase, it falls in, having an exponentially decreasing behaviour for uncorrelated signals, as shown in [70].

We represented the autocorrelation function for the study of the single-particle (Fig. 15) and collective dynamics (Fig. 16). The analysis was thus done autocorrelating the radial momentum p_r of the particle and respectively the collective variable α for the uncoupled case and for all multipolarities, from all stages of interaction taken into account. One conclusion, that can be easily drawn from these figures, confirmed the previous results obtained with the other two methods. Thus, it can be noticed the increasing of the chaotic bearing once the oscillation frequency

**Fig. 15.** The autocorrelation function which correlates the radial momentum of a single-particle in time for various stages of nuclear interactions (from adiabatic to resonance regimes) and for several nuclear multipole deformations.**Fig. 16.** The autocorrelation function which correlates the collective variable in time for various stages of nuclear interactions (from adiabatic to resonance regimes) and for several nuclear multipole deformations.

of the potential well is varied from the adiabatic to the resonance regime, for all degrees of multipole.

When studying the case with single-particle degrees of freedom uncoupled from the collective ones, the dominant behaviour is aperiodic oscillation in time characteristic for a steady adiabatic phase of the interaction, even though the vibration frequency is varied. Only at resonance the shape is somewhat changed, indicating a greater degree of chaos.

As for the monopole to octupole deformations the decreasing of the autocorrelation function is indeed of the exponential type, steeper as the radian frequency of oscillation is raised to $\Omega_{res} = 0.145$ c/fm.

The exception is again found in the monopole case at $\Omega = 0.1$ c/fm frequency of oscillation - specific to the beats phenomenon, when the intermittent phase of the

interaction, reflected by aperiodic oscillations, points out a steady behaviour prior to the resonance regime.

4 Conclusions

A comparative study was done between the interesting physical regimes of nuclear interaction: adiabatic and resonance, giving at this level only a qualitative picture of the possible scenarios towards a pure deterministic behaviour of chaotic type of the studied nucleonic systems.

It was studied the uni-particle dynamics in a Woods-Saxon potential. The coupling between individual and collective degrees of freedom was shown to generate different paths to chaos taking into account that the "nuclear" billiard could pass through different physical regimes from adiabatic to resonance. At the resonant frequency of oscillation the onset of chaotical behaviour was found to be earlier than at any other adiabatic vibrations of the 2D potential well.

We investigated the chaotic behaviour of a single nucleon in a two-dimensional deep Woods-Saxon potential well for specific phases of the nuclear interaction. By comparing the order-to-chaos transition for these cases of interest, from adiabatic to resonance regime, it was shown that the couplings between the one-particle dynamics and high multipole vibrational modes would significantly decrease the onset of the chaotic nucleonic motion towards realistic nuclear interaction time scale.

Also, a phase alternation of periodic and chaotic dynamics was found in the monopole case of nuclear wall oscillation at $\Omega = 0.1$ c/fm, revealing a laminar dynamics prior to the resonance phase of interaction. Further studies along these issues are currently in progress, revealing that the intermittency behaviour is common to all considered vibrational modes in the 0.05 – 0.145 c/fm domain and even beyond the resonance value.

The used "toy model" can be improved by adding spin, charge and internal structure to the nucleons. A semi-quantal treatment of this problem, including Pauli blocking effect, is hoped to shed more light on the discussed issue in the near future.

Acknowledgements We are grateful to R. I. Nanciu, A.Ş. Cârstea, S. Zaharia, A. Gheată, A. Mitruţ, M. Rujoiu, and R. Mărginean for stimulating discussions on this paper.

References

- G.F. Burgio, M. Baldo, A. Rapisarda, P. Schuck, Phys. Rev. C **52**, 2475 (1995).
- M. Baldo, G.F. Burgio, A. Rapisarda, P. Schuck, *Proceedings of the XXXIV International Winter Meeting on Nuclear Physics, Bormio, Italy, 1996*, edited by I. Iori. arXiv:nucl-th/9602030
- M. Baldo, G.F. Burgio, A. Rapisarda, P. Schuck, Phys. Rev. C **58**, 2821 (1998).
- J. Blocki, Y. Boneh, J.R. Nix, J. Randrup, M. Robel, A.J. Sierk, W.J. Swiatecki, Ann. Phys. (N.Y.) **113**, 330 (1978).
- P. Ring, P. Schuck, *The Nuclear Many Body Problem*, (Springer-Verlag, Berlin, 1980) 388.
- J. Speth, A. van der Woude, Rep. Prog. Phys. **44**, 719 (1981).
- C.Y. Wong, Phys. Rev. C **25**, 1460 (1982).
- P. Grassberger, I. Procaccia, Phys. Rev. Lett. **50**, 346 (1983).
- M. Sieber, F. Steiner, Physica D **44**, 248 (1990).
- A. Rapisarda, M. Baldo, Phys. Rev. Lett. **66**, 2581 (1991).
- A.Y. Abul-Magd, H.A. Weidenmüller, Phys. Lett. B **261**, 207 (1991).
- J. Blocki, F. Brut, T. Srokowski, W.J. Swiatecki, Nucl. Phys. A **545**, 511c (1992).
- R. Blümel, J. Mehl, J. Stat. Phys. **68**, 311 (1992).
- M. Baldo, E.G. Lanza, A. Rapisarda, Chaos **3**, 691 (1993).
- J. Blocki, J.J. Shi, W.J. Swiatecki, Nucl. Phys. A **554**, 387 (1993).
- M.V. Berry, J.M. Robbins, Proc. R. Soc., London, Sect. A **442**, 641 (1993).
- E. Ott, *Chaos in Dynamical Systems*, (Cambridge University Press, Cambridge, England, 1993).
- W. Bauer, D. McGrew, V. Zelevinsky, P. Schuck, Phys. Rev. Lett. **72**, 3771 (1994).
- R. Hilborn, *Chaos and Nonlinear Dynamics*, (Oxford University Press, Oxford, England, 1994).
- R. Blümel, B. Esser, Phys. Rev. Lett. **72**, 3658 (1994).
- S. Drożdż, S. Nishizaki, J. Wambach, Phys. Rev. Lett. **72**, 2839 (1994).
- S. Drożdż, S. Nishizaki, J. Wambach, J. Speth, Phys. Rev. Lett. **74**, 1075 (1995).
- W. Bauer, D. McGrew, V. Zelevinsky, P. Schuck, Nucl. Phys. A **583**, 93 (1995).
- C. Jarzynski, Phys. Rev. Lett. **74**, 2937 (1995).
- A. Bulgac, D. Kusnezov, Chaos, Solitons and Fractals **5**, 1051 (1995).
- A. Atalmi, M. Baldo, G.F. Burgio, A. Rapisarda, Phys. Rev. C **53**, 2556 (1996). arXiv:nucl-th/9509020
- A. Atalmi, M. Baldo, G.F. Burgio, A. Rapisarda, *Proceedings of the XXXIV International Winter Meeting on Nuclear Physics, Bormio, Italy, 1996*, edited by I. Iori. arXiv:nucl-th/9602039
- P.K. Papachristou, E. Mavrommatis, V. Constantoudis, F.K. Diakonos, J. Wambach, Phys. Rev. C **77**, 044305 (2008). arXiv:nucl-th/0803.3336
- D. Felea, C. Beşliu, R.I. Nanciu, Al. Jipa, I.S. Zgură, R. Mărginean, M. Haiduc, A. Gheată, M. Gheată, *Proceedings of the 7th International Conference "Nucleus-Nucleus Collisions", Strasbourg, 2000*, edited by W. Norenberg et al., (North-Holland, Amsterdam, The Netherlands, 2001) 222.
- D. Felea, Ph. D. Dissertation, Faculty of Physics, University of Bucharest, 134 (2002).
- C.C. Bordeianu, C. Beşliu, Al. Jipa, D. Felea, I.V. Grossu, Comput. Phys. Commun. **178**, 788 (2008).
- C.C. Bordeianu, D. Felea, C. Beşliu, Al. Jipa, I.V. Grossu, Comput. Phys. Commun. **179**, 199 (2008).
- C.C. Bordeianu, D. Felea, C. Beşliu, Al. Jipa, I.V. Grossu, Rom. Rep. in Phys. **60**, 287 (2008).
- Y. Pomeau, P. Manneville, Commun. Math. Phys. **74**, 189 (1980).
- P. Berge, M. Dubois, P. Manneville, Y. Pomeau, J. Phys. (Paris) **41**, L344 (1980).
- Y. Pomeau, J.C. Roux, A. Rossi, S. Bachelart, C. Vidal, J. Phys. (Paris) **42**, L271 (1981).

37. P.S. Lindsay, Phys. Rev. Lett. **47**, 1349 (1981).
38. J. Testa, J. Perez, C. Jeffries, Phys. Rev. Lett. **48**, 714 (1982).
39. C. Jeffries, J. Perez, Phys. Rev. A **26**, 2117 (1982).
40. M. Dubois, M.A. Rubio, P. Berge, Phys. Rev. Lett. **51**, 1446 (1983).
41. W.J. Yeh, Y.H. Kao, Appl. Phys. Lett. **42**, 299 (1983).
42. J.Y. Huang, J.J. Kim, Phys. Rev. A **36**, 1495 (1986).
43. P. Richetti, P. DeKepper, J.C. Roux, H.L. Swinney, J. Stat. Phys. **48**, 977 (1987).
44. N. Kreisberg, W.D. McCormick, H.L. Swinney, Physica D **50**, 463 (1991).
45. V.I. Mărza, *Seismological Investigations on the 4 March 1977 Vrancea Earthquake*, edited by I. Cornea and C. Radu, (in Romanian with an English Abstract, 1979) 679.
46. W. Bauer, Phys. Rev. C **51**, 803 (1995).
47. C. Beşliu, D. Felea, V. Topor-Pop, A. Gheată, I.S. Zgură, Al. Jipa, R. Zaharia, Phys. Rev. C **60**, 024609 (1999).
48. J. Pochodzalla *et al.*, Phys. Rev. C **35**, 1695 (1987).
49. G.J. Kunde *et al.*, Phys. Lett. B **272**, 202 (1991).
50. D.J. Morrissey, W. Benenson, W.A. Friedman, Annu. Rev. Nucl. Part. Sci. **44**, 27 (1994).
51. V. Serfling *et al.*, Phys. Rev. Lett. **80**, 3928 (1998).
52. H.G. Schuster, *Deterministic Chaos: an introduction*, (Physik-Verlag, Weinheim, Federal Republic of Germany, 1984).
53. R.M. May, Nature (London) **261**, 459 (1976).
54. M.J. Feigenbaum, J. Stat. Phys. **19**, 25 (1978).
55. M.J. Feigenbaum, J. Stat. Phys. **21**, 669 (1979).
56. M.J. Feigenbaum, Commun. Math. Phys. **77**, 65 (1980).
57. J. Gleick, *Chaos - Making a New Science*, (Penguin Books, Penguin Group, Viking Penguin Inc., New York, 1987).
58. P. Collet, J.-P. Eckmann, O.E. Lanford, Commun. Math. Phys. **76**, 211 (1980).
59. M. Misiurewicz, Publ. Math. IHES **53**, 5 (1981).
60. H.J. Poincare, Acta Math. **13**, (1890).
61. H.J. Poincare, *Les Methodes Nouvelles de la Mechanique Celeste*, (Gauthier-Villars, Paris, 1892); English version: *N.A.S.A. Translation TT F-450/452*, (U.S. Fed. Clearinghouse, Springfield, VA, U.S.A., 1967).
62. I.V. Grossu, C. Beşliu, M.V. Rusu, Al. Jipa, C.C. Bordeianu, D. Felea, to be published in Comput. Phys. Commun.. arXiv:0901.4643
63. R.H. Landau, M.J. Paez, C.C. Bordeianu, *Computational Physics - Problem Solving with Computers*, (WILEY-VCH Verlag GmbH Et Co. KGaA, Weinheim, Germany, 2007) 304.
64. O. Penrose, Rep. Prog. Phys. **42**, 129 (1979).
65. A. Atalmi, M. Baldo, G.F. Burgio, A. Rapisarda, Phys. Rev. C **58**, 2240 (1998).
66. A.M. Kowalski, M.T. Martin, J. Nuñez, A. Plastino, A.N. Proto, Phys. Rev. A **58**, 2596 (1998).
67. A. Bialas, *Proceedings of the NATO-ASI International Summer School "Particle Production Spanning MeV and TeV Energies"*, Nijmegen, 1999, edited by W. Kittel, P.J. Mulders and O. Scholten, NATO Science Series C: Mathematical and Physical Sciences - Vol. **554**, (Kluwer Academic Publishers, Nijmegen, The Netherlands, 1999).
68. V. Latora, M. Baranger, Phys. Rev. Lett. **82** 520 (1999).
69. V. Latora, M. Baranger, A. Rapisarda, C. Tsallis, Phys. Lett. A **273**, 97 (2000).
70. J.C. Roux, A. Rossi, S. Bachelart, C. Vidal, Physica D **2**, 395 (1981).