

# Role of Cross Helicity in Cascade Processes of MHD turbulence

Irina Mizeva,<sup>1</sup> Rodion Stepanov,<sup>1</sup> and Peter Frick<sup>1</sup>

<sup>1</sup>*Institute of Continuous Media Mechanics, Academy of Sciences, 1 Korolyov St., Perm, 614013, Russia*

(Dated: Published in Doklady Physics, 2009, Vol. 54, No. 2, pp. 9397.)

PACS numbers: 47.27.er, 52.30.Cv

The cross helicity  $H = \langle \vec{v} \cdot \vec{b} \rangle$  characterizes the level of correlation between pulsations of the magnetic field  $\vec{b}$  and the velocity field  $\vec{v}$ . In the ideal three-dimensional magnetic hydrodynamics, it is an integral of motion along with the total energy  $E^T = E^v + E^b$ ,  $E^v = \langle |\vec{v}|^2/2 \rangle$ ,  $E^b = \langle |\vec{b}|^2/2 \rangle$ . The third integral of motion is the magnetic helicity; but within the framework of this study, we consider the fields in which the average magnetic helicity is close to zero.

As developed turbulence is random process one can expect that, if there are no special reasons, the developed turbulence of conducting fluid (the MHD turbulence) should be characterized by a low level of cross-helicity. Exactly such a situation is usually considered. Interest in cross helicity arose after highly correlated pulsations of velocity and magnetic field were found in the solar wind [1]. Analysis of the energy and helicity evolution in a freely decaying MHD turbulence showed that the helicity decays more slowly than the energy; hence, the degree of correlation of fields  $\vec{v}$  and  $\vec{b}$  determined by the correlation coefficient  $C = H/E^T$ , can increase in time for the free decay [2].

By itself, MHD turbulence gives the possibility of developing various scenarios. The specificity of the conducting fluid hydrodynamics is the possibility of occurrence of Alfvén waves; it is assumed they play a key role in the turbulent cascade, which leads to the Iroshnikov-Kraichnan spectral law  $E^b(k) \sim E^v(k) \sim k^{-3/2}$  [3, 4]. In the simulations on the grid  $512^3$  [5], it was shown that no Kraichnan-Iroshnikov spectrum arises in the noncorrelated turbulence without an external field, and the turbulence with the spectrum close to  $E^b(k) \sim E^v(k) \sim k^{-5/3}$  is realized in the inertial interval. In [6] the grid was expanded to  $1024^3$  and the turbulence was considered both with and without the external field. For the MHD turbulence without the external field, the “ $-5/3$ ” law was confirmed and a significant anisotropy for which the transverse pulsations follow the Iroshnikov-Kraichnan law was revealed in the external field.

The problem of the cross-helicity effect on the forced MHD turbulence was considered in [7] only in the context of the Alfvén scenario (i.e., the turbulence that gives the “ $3/2$ ” spectrum without the cross-helicity source). On the basis of the EDQNM approximation, it was shown that the system tends to the steady state in which the correlation coefficient proves to be much higher than the ratio of energy to cross-helicity input rates. In this case,

the energy spectrum becomes steeper.

The purpose of this work is to investigate the spectral properties of the developed isotropic (non-Alfvén) MHD turbulence stationary excited by an external force, which also injects the cross helicity into the flow simultaneously with the energy.

We consider MHD turbulence with the magnetic Prandtl number of order of unity. On the integral scale  $L$ , an external force acts with a energy input rate equal to  $\varepsilon$ . The same forces inject a certain cross-helicity input rate  $\chi$  and no magnetic helicity. We assume the equidistribution of kinetic and magnetic energy  $\delta v_l^2 \approx \delta b_l^2 \approx E_l$  within the limits of the inertial range. Also in the inertial range the energy flux is constant on any scale  $l$  and equal to the energy dissipation rate (the energy input rate)

$$\frac{E_l}{t_l} = \varepsilon, \quad (1)$$

where  $t_l$  is the characteristic exchange time. In the theory of isotropic turbulence this time is usually estimated as the eddy turnover time  $\tau_l \approx l/\delta v_l$ . In the case of non-correlated velocity and magnetic-field pulsations,  $H = 0$  and this estimate can be accepted also for the MHD turbulence in which nonlinear interactions dominate instead of the Alfvén waves.

The basic idea of further arguments is that the injected cross helicity delays the spectral exchange (increases the time)

$$t_l = \frac{l}{\delta v_l} \xi_l = \tau_l \xi_l, \quad (2)$$

and the delay coefficient  $\xi_l$  is related to the correlation level for the velocity and magnetic-field pulsations on this scale. Hypothesis (2) leads to the estimation of energy pulsations on the scale  $l$  in the form

$$\delta v_l^2 \approx (\varepsilon l \xi_l)^{2/3}. \quad (3)$$

In this case, the delay coefficient actually determines the deviation from the Kolmogorov “ $4/5$ ” law

$$\xi_l \approx \frac{\delta v_l^3}{\varepsilon l}, \quad (4)$$

and Eq. (3) coincides with the Kolmogorov-Obukhov law  $\delta v_l^2 \approx (\varepsilon l)^{2/3}$  for  $\xi_l = 1$ .

The delay of the cascade processes should lead to accumulation of the energy of turbulent oscillations (in comparison with the noncorrelated turbulence for the same

power source). The application of estimate (3) to the energy-transfer scale  $l = L$  for which  $v_L^2 \approx E$  gives

$$E \approx (\varepsilon L \xi_L)^{2/3}. \quad (5)$$

The simplest assumption about the form of  $\xi_L$  consists in the fact that, on the scales of action of external forces, the delay of the cascade transfer is determined by the quantity  $(1 - \chi/\varepsilon)$ , which is a characteristic of noncorrelation of perturbations introduced by external forces. Taking into account the quadraticity of the terms describing the processes of spectral transfer, we can assume that  $\xi_L \approx (1 - \chi/\varepsilon)^{-2}$  which gives the estimate for the average energy of the stationary forced turbulence

$$E \approx \frac{(\varepsilon L)^{2/3}}{(1 - \chi/\varepsilon)^{4/3}}. \quad (6)$$

Thus, the cross helicity blocks cascade energy transfer and leads to energy accumulation in the system. This accumulation proceeds until the vortex intensification compensates the decreasing efficiency of nonlinear interactions.

When assuming that the external forces inject the cross helicity in the turbulence with the given flux  $\chi$ , it is necessary also to accept the hypothesis that the cross-helicity flux is constant over the spectrum for a steady state, which gives

$$\frac{H_l}{t_l^{(x)}} = \chi, \quad (7)$$

at that, the cross-helicity-exchange time  $t_l^{(x)} = \tau_l \xi_l^{(x)}$ , could not coincide with the energy-exchange time  $t_l$ . Let  $C_l$  be the correlation coefficient for the velocity and magnetic-field pulsations on the scale  $l$

$$C_l = \frac{\langle \delta v_l \delta b_l \rangle}{\sqrt{\langle \delta v_l^2 \rangle \langle \delta b_l^2 \rangle}} \approx \frac{H_l}{E_l}. \quad (8)$$

where the angular brackets mean averaging and  $H_l$  is the cross helicity on this scale. Thus,  $H_l \approx C_l E_l$  and the substitution in Eq. (7) gives

$$C_l \delta v_l^3 \approx \chi l \xi_l^{(x)}. \quad (9)$$

Comparing this expression with Eq. (3), we can relate the correlation coefficient to the characteristics of the exchange rate on the corresponding scale

$$C_l \approx \frac{\chi \xi_l^{(x)}}{\varepsilon \xi_l}. \quad (10)$$

If the delay in the helicity and energy exchanges depends identically on the scale; i.e.,  $\xi_l^{(x)} \sim \xi_l$ , the velocity and magnetic-field correlation should be independent of the scale (and, on the contrary, the correlation independence

of the scale means the identical dependence of coefficients  $\xi_l^{(x)}$  and  $\xi_l$  on the scale).

In the strongly correlated turbulence, the relation between the exchange times and the eddy turnover time, which should be very large on the energy-transfer scale, decreases with the scale approaching unity on the dissipation scale. If it depends on the scale in the inertial interval by the power law

$$\xi_l \approx \xi_L (l/L)^\mu, \quad (11)$$

the correction of the spectral energy distribution of pulsations is unambiguously related to the parameter  $\mu$

$$\delta v_l^2 \approx \varepsilon^{2/3} l^{2/3(1+\mu)}. \quad (12)$$

The conclusions about the role of cross-helicity in the stationary forced MHD turbulence are supported by results of numerical simulations using a shell model of MHD turbulence. Shell models describe the processes of spectral transfer in the developed turbulence with the help of a limited number of variables, each of which is a collective characteristic of pulsations amplitudes of the velocity field  $U_n$  and the magnetic field  $B_n$  in the wavenumber interval  $k_n < |\vec{k}| < k_{n+1}$ , where  $k_n = \lambda^n$  and  $\lambda$  is the interval (shell) width. The equations for collective variables are written to reproduce the "basic" properties of the initial equations of motion: the same kind of nonlinearity and integrals of motion. The shell models are an efficient tool for investigating the statistical properties of developed small-scale turbulence (see, for example, [8]); in particular, they reproduce well the basic known properties of MHD turbulence and the small scale dynamo [9]. However, model [9] inherited the basic disadvantage of cascade models associated with the method of describing the helicity (in these models, the different-sign helicity is attributed to shells with even or odd numbers  $n$ ). In this work, we used a new model, which is obtained by a generalization on the MHD case of the model proposed in [10] for the helical hydrodynamic turbulence. The model equations have the form

$$d_t U_n = ik_n (\Lambda_n(U, U) - \Lambda_n(B, B)) - \frac{k_n^2 U_n}{\text{Re}} + f_n, \quad (13)$$

$$d_t B_n = ik_n (\Lambda_n(U, B) - \Lambda_n(B, U)) - \frac{k_n^2 B_n}{\text{Rm}}, \quad (14)$$

where

$$\begin{aligned} \Lambda_n(X, Y) = & \lambda^2 (X_{n+1} Y_{n+1} + X_{n+1}^* Y_{n+1}^*) - X_{n-1}^r Y_n \\ & - X_n Y_{n-1}^r + i\lambda (2X_n^* Y_{n-1}^i + X_{n+1}^r Y_{n+1}^i - X_{n+1}^i Y_{n+1}^r) \\ & + X_{n-1} Y_{n-1} + X_{n-1}^* Y_{n-1}^* - \lambda^2 (X_{n+1}^r Y_n + X_n Y_{n+1}^r) \\ & + i\lambda (2X_n^* Y_{n+1}^i + X_{n-1}^r Y_{n-1}^i - X_{n-1}^i Y_{n-1}^r), \end{aligned}$$

the asterisk designates conjugation, while the superscripts  $r, i$  are the real and imaginary parts. Without dissipation, the total energy  $E^T = \sum (|U_n|^2 + |B_n|^2)/2$ ,

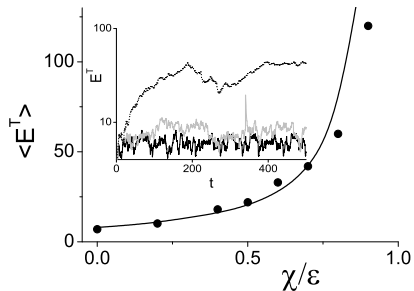


FIG. 1: Dependence of the average energy of the steadily excited MHD turbulence on the injected cross helicity  $\chi/\varepsilon$ . In the inset, the energy evolution is shown at  $\chi = 0$  (the black line),  $\chi = 0.3$  (the gray line), and  $\chi = 0.6$  (the dotted line).

the cross helicity  $H = \sum(U_n B_n^* + B_n U_n^*)/2$ , and the magnetic helicity  $H_m = \sum k_n^{-1}((B_n^*)^2 - B_n^2)/2$ . If the magnetic field is zero, the hydrodynamic helicity  $H_h = \sum k_n((U_n^*)^2 - U_n^2)/2$  is conserved. The distinctive feature of the model is the possibility of the occurrence of arbitrary-sign helicity in an arbitrary wavenumber interval. In all simulations, the Reynolds number and the magnetic Reynolds number  $\text{Re} = \text{Rm} = 10^6$ , and the shell width  $\lambda = 1.618$ . Time is measured in dimensionless units equal to the eddy turnover time on the maximal scale. The force  $f_n$  operates only in the two highest shells (the larger scales) providing constant input of kinetic energy  $\varepsilon = 1$  and cross helicity  $\chi$ . In Fig. 1, we show the time-average values of the total energy of the system obtained for various values of  $\chi/\varepsilon$  and agreeing well with estimate (6) to which the solid line in the figure corresponds. In the same figure, we show how the total energy  $E^T$  of the system varies with time for various levels of cross helicity input rate. At  $\chi = 0$ , the time of attaining the quasi-steady state amounts to several vortex revolutions and, at  $\chi = 0.6$ , exceeds 100 dimensionless time units. In this case, both the average value of energy and the character of its oscillations vary.

The energy accumulation is also accompanied by cross-helicity accumulation. In Fig. 2, we show the average values of integral correlation coefficient  $C = \langle H \rangle / \langle E^T \rangle$ . It is substantial that the turbulence accumulates it at a low level of the injected cross helicity ( $\chi/\varepsilon \ll 1$ ); i.e., the integral correlation coefficient greatly exceeds the ratio between the injected helicity and the injected energy. Thus, this tendency is inherent not only to the Alfvén turbulence [7], but also to the isotropic (Kolmogorov) MHD turbulence. At large values of  $\chi/\varepsilon$ , the coefficient  $C$  tends to unity. Figure 3 shows how the energy spectra vary with increasing the level of the cross helicity injected in the flow. We present the energy values for each scale compensated on the quantity  $k_n^{2/3}$ . In such a representation, it is the horizontal line that corre-

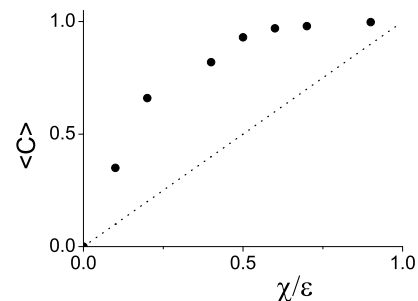


FIG. 2: Dependence of the average correlation level  $C = \langle H \rangle / \langle E^T \rangle$  on the injected cross-helicity level  $\chi/\varepsilon$ .

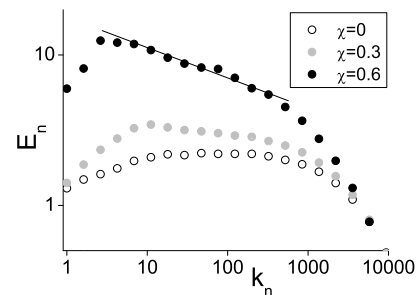


FIG. 3: Compensated energy spectra.

sponds to the spectrum  $k^{-5/3}$ . It can be seen that there is such a spectral range at  $\chi = 0$ , while both the energy of each scale and the spectrum slope increase with  $\chi$ . It is of interest to trace directly the variation of the exchange time. In Fig. 4, we show the vortex turnover time and the energy and helicity-exchange times calculated for each shell in the turbulence with a high level of cross helicity ( $\chi/\varepsilon = 0.6$ ). It is indicative that the exchange time on the integral scale exceeds the vortex turnover time by almost two orders of magnitude. This difference decreases with increasing the wave number and vanishes in the dissipative range. In the inertial range, the energy flux is also constant and the exchange time is unambiguously determined by the energy of pulsations of this scale; i.e.,  $t_n \sim \langle u_n^2 \rangle$ . This means that the power law for  $t_n$  coincides with the slope for the energy of pulsations. In the case shown in Fig. 4,  $t_n \sim l_n^{0.89 \pm 0.02}$ , and the energy distribution in the inertial interval follows the law  $\langle u_n^2 \rangle \sim l_n^{0.88 \pm 0.02}$  (the straight line in Fig. 3). The unexpected result is that the power law for the exchange time is retained also in the dissipative interval (Fig. 4). The helicity-exchange time behaves similarly to the energy-exchange time, but it is always somewhat less.

Thus, it is shown that the cross helicity blocks the spectral energy transfer in MHD turbulence and results in energy accumulation in the system. This accumulation

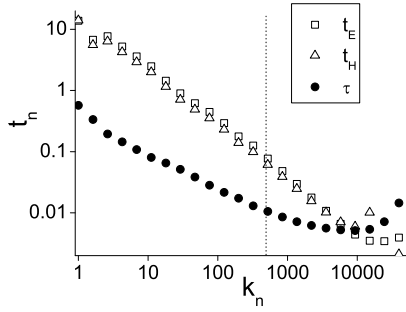


FIG. 4: Vortex-turnover and exchange times for the case of  $\chi/\varepsilon = 0.6$ . The vertical line corresponds to the inertial-interval

proceeds until the vortex intensification compensates the decreasing efficiency of nonlinear interactions. The formula for estimating the average turbulence energy is obtained for the set ratio between the injected helicity and energy. It is remarkable that the turbulence accumulates the injected cross helicity at its low rate injection – the integral correlation coefficient significantly exceeds the ratio between the injected helicity and the energy. It is shown that the spectrum slope gradually increases from

”5/3” to ”2” with the cross helicity level.

This work was supported by the Russian Foundation for Basic Research, no. 07-01-96007-Ural, and by a grant of the Ural Division, Russian Academy of Sciences.

- 
- [1] Belcher J.W., Davis L. // J.Geophys. Res, 1971. V.76. P.3534-3545.
  - [2] Dobrowolny M., Mangeney A., Veltri P. // Physical Review Letters, 1980. V.45. P.144-147.
  - [3] .. // , 1963. .40. .742.
  - [4] Kraichnan R.H. // Physics of Fluids, 1965. V.8. N.7. P.1385.
  - [5] Müller W.-C., Biskamp D. // Physical Review Letters, 2000. V.84. N.3. P.475-478.
  - [6] Müller W.-C., Grappin R. // Physical Review Letters, 2005. V.95. N.11. P.114502.
  - [7] Grappin R., Leorat J., Pouquet A.// Astronomy and Astrophysics, 1983. V.126. N.1. P.51-58.
  - [8] P. G. Frick, Turbulence: Approaches and Models (Moscow, 2003) [in Russian]
  - [9] Frick P., Sokoloff D.// Physical Review E, 1998. V.57. N.4. P.4155-4164.
  - [10] Melander M. // Physical Review Letters, 1997. V.78. P.1456-1459.