

# Proof of the Lagrangean formalism of Hermitean 1-matrix models to all orders

Alexander Klitz

Physikalisches Institut, Universität Bonn,  
Nußallee 12, 53115 Bonn, Germany

## Abstract

We show that the correlation functions and the free energy of the formal Hermitean 1-matrix model can be described by the recently proposed Lagrangean formalism to all orders. In addition, the loop equation of this formalism is stated and solved up to the fifth order in  $1/N^2$  explicitly.

# 1 Introduction

For matrix models with fixed filling fractions, substantial progress was made in 2004 by Eynard [5]. By utilising loop equations of higher degree, it was possible to write a recursion formula for the correlation functions. Since this formula contains one residue, a single term of one specific correlation function is given by a system of nested residues. A diagrammatic representation for these terms was developed in [5] and subsequent work [6], [12]. These diagrams were initially claimed to be Feynman diagrams [6]. Later this assertion was revoked [12], [13]. In the context of topological string theory and the topological B model, Dijkgraaf and Vafa [8] found an action for a chiral theory which leads to the recursion equations and diagrammatics of [12].

In [3], Hermitean 1-matrix models were described by an effective field theory. For the planar approximation of the  $1/N$ -expansion, a proof was given and several examples of the first and second order corrections with nontrivial symmetry factors were checked. The present work compares in general the number of Wick contractions in the field theory with the solution of the loop equations and the action of the loop operator in the matrix model. The equality of both approaches to all orders is a proof of the Lagrangean formulation.

The free energy was obtained in [3] by using some informations about the so-called H-operator, which was introduced by Eynard, Chekhov and Orantin [11] for the 2-matrix model and then in the 1-matrix model [6]. We describe a new method for the calculation of the free energy, which does not rely on the operator  $H$ . This new approach is an independent confirmation of the previously obtained result. With both approaches, using the operator  $H$  or not using it, one can modify the theorem stated in [3] to incorporate the free energy directly into the theorem. In this case, one has to introduce  $\mathcal{L}_0^{(h)}$  for  $h \geq 2$ . With an operator defined for tree graphs in [2], one can give an explicit formula for  $\mathcal{L}_k^{(h)}$ . This also simplifies the loop formula—only one instead of  $(3h - 1)$  couplings has to be calculated. In this loop equation, only simple projection operators and differential operators appear, which makes the calculation of higher order contributions simple.

Apart from directly using the Lagrangean formalism for the calculation of correlators for matrix models, one can identify further applications.

Critical phenomena related to matrix models ([14], [15], [16], [17]) can be explored by the renormalization group of the Lagrangean formalism. An-

other application deals with the enumeration of discrete surfaces (also called maps) ([20], [1], [13]). A third possibility is the calculation of Weil-Petersson volumes with the effective Lagrange density [21]. This scheme can also be applied to topological string theory.

The plan of the paper is as follows: In section 2, the correlation functions and other relevant quantities are defined. A list of the equations necessary for the proof which were already derived in [3] concludes this part. In section 3, theorem 1 and the equivalent theorem 1a are formulated. Both directly include the free energy. A new, independent method of obtaining the free energy is described and the loop equation of the Lagrangean formalism is stated. In sections 5 and 6, we prove theorem 1 and theorem 1a.

## 2 Definitions and notations

The free energy  $\mathcal{F}$  and the partition function  $\mathcal{Z}_N(t)$  of the formal Hermitean matrix model are defined by an integral over Hermitean matrices

$$\mathcal{Z}_N(t) = \int e^{-N \operatorname{tr} V(M)} dM = e^{\mathcal{F}}, \quad (1)$$

$$V(M) = \sum_{n \geq 1} t_n M^n.$$

The formal expansion of the free energy is given by

$$\mathcal{F} = \sum_{h=0}^{\infty} N^{2-2h} \mathcal{F}^{(h)}. \quad (2)$$

To give two equivalent definitions of correlation functions, we need the resolvent

$$W(z) = \frac{1}{N} \operatorname{tr} \frac{1}{z - M},$$

the loop operator [4]

$$\frac{\partial}{\partial V(z)} = - \sum_{j=1}^{\infty} \frac{1}{z^{j+1}} \frac{\partial}{\partial t_j} \quad (3)$$

and a notion of an average of  $f$

$$\langle f(M) \rangle = \frac{1}{\mathcal{Z}_N(t)} \int f(M) e^{-N \operatorname{tr} V(M)} dM.$$

Then the  $n$ -point function reads

$$W_n(z_1, \dots, z_n) = N^{2n-2} \left\langle W(z_1) \dots W(z_n) \right\rangle_{\text{conn}} = \frac{1}{N^2} \frac{\partial}{\partial V(z_1)} \dots \frac{\partial}{\partial V(z_n)} \mathcal{F}$$

for  $n \in \mathbb{N}$ . The  $1/N$ -expansion of the free energy translates into a  $1/N$ -expansion of the correlation functions

$$W_n(z_1, \dots, z_n) = \sum_{h=0}^{\infty} N^{-2h} W_n^{(h)}(z_1, \dots, z_n)$$

for  $n \in \mathbb{N}_0$ . (This implies  $W_0^{(h)} = \mathcal{F}^{(h)}$  and  $W_0 = \mathcal{F}/N^2$ .)

The spectral curve

$$y(x) = V'(x) - 2W_1^{(0)}(x) \quad (4)$$

is an essential concept underlying the matrix model. Vertex factors of the Lagrangean formalism consist exclusively of integrals in  $y$ . The polynomial [4]

$$M(x) = \oint_{\mathcal{C}_\infty} \frac{d\omega}{2\pi i} \frac{1}{\omega - x} \frac{V'(\omega)}{\sqrt{\prod_{i=1}^{2s} (\omega - a_i)}} \quad (5)$$

divides the spectral curve  $y(x) = M(x)\tilde{y}(x)$  into the reduced spectral curve  $\tilde{y}$ :

$$\tilde{y}^2(x) = \prod_{i=1}^{2s} (x - a_i). \quad (6)$$

$\mathcal{C}_\infty$  denotes a contour encircling counterclockwise all  $s$  cuts  $[a_1, a_2], \dots, [a_{2s-1}, a_{2s}]$ ;  $A_l$  denotes a contour encircling counterclockwise only the  $l$ -th cut  $[a_{2l-1}, a_{2l}]$ . The following  $s - 1$  equations for the filling fractions  $\varepsilon_l$ , which are given parameters of the theory, fix the  $s - 1$  residual degrees of freedom:

$$\varepsilon_l = \frac{1}{2} \oint_{A_l} \frac{dx}{2\pi i} y(x) \quad \text{for } l = 1, \dots, s - 1,$$

$$\sum_{l=1}^s \varepsilon_l = 1.$$

A second essential ingredient to build the correlators of the matrix model is the Bergmann kernel

$$B(p, q) = \frac{1}{2} \frac{\partial}{\partial q} \left( \frac{dp}{p - q} + dS(p, q) \right) dq. \quad (7)$$

The differential  $dS(x, x')$  is given by

$$dS(x, x') = \frac{\sqrt{\sigma(x')}}{\sqrt{\sigma(x)}} \left( \frac{1}{x - x'} - \sum_{j=1}^{s-1} C_j(x') L_j(x) \right) dx \quad (8)$$

$$\text{with } C_j(x') = \frac{1}{2\pi i} \oint_{A_j} \frac{dx}{\sqrt{\sigma(x)}} \frac{1}{x - x'} \text{ and } \sigma(x) = \prod_{i=1}^{2s} (x - a_i).$$

The  $s - 1$  polynomials  $L_j(x)$  of degree  $s - 2$  are uniquely determined by the conditions

$$\oint_{A_l} \frac{L_j(x)}{\sqrt{\sigma(x)}} dx = 2\pi i \delta_{jl} \text{ for } l, j = 1, \dots, s - 1.$$

We denote

$$\tilde{B}(p, q) = \frac{B(p, q)}{dp dq} - \frac{1}{2} \frac{1}{(p - q)^2}.$$

The propagators for external lines  $B_i^f(p)$  ( $f = 0, 1, 2, \dots$ ), the propagators for internal lines  $B_{i,j}^{f,g}$  ( $f, g = 0, 1, 2, \dots$ ) and the constituents of the vertex factors  $y_{f,i}$  ( $f = 1, 2, 3, \dots$ ) are defined as follows:

$$\begin{aligned} B_i^f(p) &= \overbrace{\varphi(p)(\partial^f \varphi)_i} &= 2 \oint_{a_i} \frac{dz}{2\pi i} \frac{\tilde{B}(p, z)}{(z - a_i)^{f+1/2}} \\ B_{i,j}^{f,g} &= \overbrace{(\partial^f \varphi)_i (\partial^g \varphi)_j} &= 4 \oint_{a_i} \frac{dz}{2\pi i} \oint_{a_j} \frac{dz'}{2\pi i} \frac{\tilde{B}(z, z')}{(z - a_i)^{f+1/2} (z - a_j)^{g+1/2}} \\ y_{f,i} &= \oint_{a_i} \frac{dz}{2\pi i} \frac{y(z)}{(z - a_i)^{f+1/2}}. \end{aligned}$$

As was shown in [3], the lowest correlation functions, in particular  $W_3^{(0)}$  and  $W_1^{(1)}$ , are composed of the aforementioned propagators and vertex factors. When the loop operator is applied to such expressions it can be reformulated as

$$\frac{\partial}{\partial V(q)} = \sum_{k,i,f} \frac{\delta B_i^f(p_k)}{\delta V(q)} \frac{\partial}{\partial B_i^f(p_k)} + \sum_{f,g,i,j} \frac{\delta B_{i,j}^{f,g}}{\delta V(q)} \frac{\partial}{\partial B_{i,j}^{f,g}} + \sum_{f,i} \frac{\delta y_{f,i}}{\delta V(q)} \frac{\partial}{\partial y_{f,i}}.$$

In this way the loop operator can be subdivided into the following seven parts [3]:

$$\frac{\delta y_{f,i}}{\delta V(q)} = (\Delta_1(q) + \Delta_2(q))(y_{f,i}) \quad (9)$$

$$(\Delta_1(q))(y_{f,i}) = (2f + 1) \frac{y_{f+1,i}}{y_{1,i}} B_i^0(q)$$

$$(\Delta_2(q))(y_{f,i}) = -B_i^f(q)$$

$$\frac{\delta B_i^f(p)}{\delta V(q)} = (\Delta_3(q) + \Delta_4(q))(B_i^f(p)) \quad (10)$$

$$(\Delta_3(q))(B_i^f(p)) = (2f + 1) \frac{B_i^{f+1}(p) B_i^0(q)}{y_{1,i}}$$

$$(\Delta_4(q))(B_i^f(p)) = \sum_{j=1}^{2s} \frac{B_{i,j}^{f,0} B_j^0(p) B_j^0(q)}{y_{1,j}}$$

$$\frac{\delta B_{i,j}^{f,g}}{\delta V(q)} = (\Delta_5(q) + \Delta_6(q) + \Delta_7(q))(B_{i,j}^{f,g}) \quad (11)$$

$$(\Delta_5(q))(B_{i,j}^{f,g}) = (2f + 1) \frac{B_{i,j}^{f+1,g} B_i^0(q)}{y_{1,i}}$$

$$(\Delta_6(q))(B_{i,j}^{f,g}) = (2g + 1) \frac{B_{i,j}^{f,g+1} B_j^0(q)}{y_{1,j}}$$

$$(\Delta_7(q))(B_{i,j}^{f,g}) = \sum_{k=1}^{2s} \frac{B_{i,k}^{f,0} B_{j,k}^{g,0} B_k^0(q)}{y_{1,k}}.$$

An application of  $\Delta_j(q)$ ,  $j = 1, \dots, 7$  to any expression not noted above gives zero. Utilising the loop equations of the matrix model, one can find [5] a recursion equation for the correlation functions

$$W_1^{(h)}(p) = \sum_{i=1}^{2s} \operatorname{Res}_{x \rightarrow a_i} \frac{dS(p, x)}{dp} \frac{1}{y(x)} \left( \sum_{m=1}^{h-1} W_1^{(h-m)}(x) W_1^{(m)}(x) + W_2^{(h-1)}(x, x) \right). \quad (12)$$

This formula can be evaluated by using the equation [3]

$$\begin{aligned}
& \text{Res}_{x \rightarrow a_i} \frac{dS(p, x)}{dp y(x)} B_j^f(x) B_k^g(x) \\
&= \frac{1}{2} B_{j,i}^{f,0} \frac{B_i^0(p)}{y_{1,i}} B_{i,k}^{0,g} \\
&+ \delta_{k,i} \left(g + \frac{1}{2}\right) \sum_{r+m+t=g+1} \frac{1}{2r+1} B_i^r(p) B_{j,i}^{f,m} Z_{t,i} \\
&+ \delta_{j,i} \left(f + \frac{1}{2}\right) \sum_{r+m+t=f+1} \frac{1}{2r+1} B_i^r(p) B_{k,i}^{g,m} Z_{t,i} \\
&+ \delta_{k,i} \delta_{j,i} \frac{1}{2} (2g+1)(2f+1) \sum_{r+l=f+g+2} \frac{1}{2r+1} B_i^r(p) Z_{l,i} \quad (13)
\end{aligned}$$

with

$$Z_n = \sum_{\substack{k_1 + \dots + k_n = k \\ \sum_j j k_j = n}} \frac{(-)^k k!}{k_1! \dots k_n!} \frac{1}{(y_1)^{k+1}} \prod_{l=1}^n (y_{1+l})^{k_l} = \sum_{k=0}^n \frac{Z_n^{[k]}}{(y_1)^{k+1}}.$$

$Z_{n,i}$  is obtained by adding to each  $y_f$  in  $Z_n$  the index  $i$  giving  $y_{f,i}$ . This corresponds to specifying the general coordinate  $x$  as  $x = a_i$ .

### 3 Lagrangean formalism

The different terms of the Lagrange density with the topological index  $h$  read

$$\mathcal{L}_k^{(h)}(a_i) = \sum_{\alpha \in M_k^{(h)}} \lambda_{\alpha,i}^{(h)} \frac{\varphi_i^{\alpha_0} (\partial^1 \varphi)_i^{\alpha_1} \dots (\partial^{k+3h-3} \varphi)_i^{\alpha_{k+3h-3}}}{\alpha_0! \alpha_1! \dots \alpha_{k+3h-3}!} = \sum_{\alpha \in M_k^{(h)}} \lambda_{\alpha,i}^{(h)} \frac{\varphi_i^\alpha}{\alpha!}.$$

The set  $M_k^{(h)}$  consists of all multi-indices  $\alpha = (\alpha_0, \dots, \alpha_{k+3h-3}) \in (\mathbb{N}_0)^{k+3h-2}$  which fulfill the conditions  $\sum_{j=0}^{k+3h-3} j \alpha_j \leq k + 3h - 3$  and  $\sum_{j=0}^{k+3h-3} \alpha_j = k$ .

$$\lambda_\alpha^{(h)} = \left( \prod_{f=1}^{k+3h-3} \left( -\frac{\partial}{\partial y_f} \right)^{\alpha_f} \right) \left( \sum_{f=1}^{\infty} (2f+1) \frac{y_{f+1}}{y_1} \frac{\partial}{\partial y_f} \right)^{\alpha_0 - 3\delta_{h,0}} \lambda^{(h)} \equiv D_\alpha \lambda^{(h)} \quad (14)$$

The operator notation  $D_\alpha$  was first used in [2], in the special case of tree diagrams. The two parts are the remnants of  $\Delta_1$  and  $\Delta_2$  freed from their propagators. This operator, as was discussed in ([3], page 12), is sufficient to

describe the action of the loop operator on the level of the Lagrange density for the 1-vertex diagrams with exclusively external legs. How to obtain the following list of coupling constants  $\lambda^{(h)}$  is described in the next subsection on the loop equation.

$$\begin{aligned}\lambda^{(0)} &= \frac{1}{y_1} \\ \lambda^{(1)} &= -\frac{1}{24} \log y_1 \\ \lambda^{(2)} &= -\frac{21}{160} \frac{y_2^3}{y_1^5} + \frac{29}{128} \frac{y_2 y_3}{y_1^4} - \frac{35}{384} \frac{y_4}{y_1^3} \\ &\vdots\end{aligned}$$

$\lambda_{\alpha,i}^{(h)}$  is obtained by adding to each  $y_f$  ( $f = 1, 2, 3, \dots$ ) in  $\lambda_{\alpha}^{(h)}$  the index  $i$  giving  $y_{f,i}$ .

$$\begin{aligned}\mathcal{L}^{(0)} &= \mathcal{L}_3^{(0)} + \mathcal{L}_4^{(0)} + \dots \\ \mathcal{L}^{(1)} &= \mathcal{L}_1^{(1)} + \mathcal{L}_2^{(1)} + \mathcal{L}_3^{(1)} + \mathcal{L}_4^{(1)} + \dots \\ \mathcal{L}^{(h)} &= \mathcal{L}_0^{(h)} + \mathcal{L}_1^{(h)} + \mathcal{L}_2^{(h)} + \mathcal{L}_3^{(h)} + \mathcal{L}_4^{(h)} + \dots \text{ for } h \geq 2\end{aligned}$$

We would like to exclude four special cases from the correlators and define

$$\overline{W}_k = W_k - \delta_{k,0}(\mathcal{F}^{(0)} + \frac{1}{N^2} \mathcal{F}^{(1)}) - \delta_{k,1} W_1^{(0)} - \delta_{k,2} W_2^{(0)}.$$

For the two special free energies, we refer to [12] and [22]. The two special correlators are described directly by the spectral curve and the Bergmann kernel [5]. The expression  $\langle 0 | \dots | 0 \rangle_{l \text{ loops}}$  denotes the sum of all  $l$  loop diagrams of  $\langle 0 | \dots | 0 \rangle_{conn}$ .

### **Theorem 1**

With the Lagrange density  $\mathcal{L} = \mathcal{L}^{(0)} + \frac{1}{N^2} \mathcal{L}^{(1)} + \frac{1}{N^4} \mathcal{L}^{(2)} + \dots$  the Hermitean 1-matrix model correlation functions and the free energy ( $\mathcal{F}^{(h)} \equiv W_0^{(h)}$ ) are given by

$$\overline{W}_k(p_1, \dots, p_k) = \sum_{l=0}^{\infty} \frac{1}{N^{2l}} \left\langle 0 \left| \varphi(p_1) \dots \varphi(p_k) e^{\sum_{i=1}^{2s} \mathcal{L}(a_i)} \right| 0 \right\rangle_{l \text{ loops}}.$$



This theorem implies that the correlation function  $W_k^{(h)}$  consists of all connected diagrams with  $k$  external legs where the sum of topological indices  $h_j$  of the vertices plus the number of loops  $l$  in the diagram is equal to  $h$ :  $l + \sum_j h_j = h$ .

To proof theorem 1, the following equivalent formulation as theorem 1a is more appropriate. The structure  $\mu$  of a vertex is defined by  $\mu = (h, \alpha)$ , where  $h$  is the topological index of the vertex and  $\alpha = (\alpha_0, \alpha_1, \alpha_2, \dots)$  determines with  $\alpha_j$  the number of emanating lines with a  $j$ -th derivative. In a given diagram  $D$ , with  $n$  vertices, the vertex  $j$  has a vertex structure  $\mu_j = (h_j, \alpha(\mu_j))$ . The internal line  $x$  connects vertex  $i(x)$  with  $k(x)$  derivatives to vertex  $j(x)$  with  $l(x)$  derivatives. The external line  $v$  connects  $p_v$  to vertex  $d(v)$  with  $m(v)$  derivatives. Then we define

$$S_D := \sum_{i_1, \dots, i_n=1}^{2s} \left( \prod_{\substack{\text{external} \\ \text{line } v=1}}^k B_{i_{d(v)}}^{m(v)}(p_v) \right) \left( \prod_{\substack{\text{internal} \\ \text{line } x}} B_{i_{i(x)}, i_{j(x)}}^{k(x), l(x)} \right) \left( \prod_{\substack{\text{vertex} \\ j=1}}^n \lambda_{\alpha(\mu_j), i_j}^{(h_j)} \right).$$

$\Pi_D$  is the inverse symmetry factor of diagram  $D$  ([18], [19]).

The summation  $\sum_{\text{diagrams } D}$  consists of all diagrams with  $k$  external lines fulfilling  $l + \sum_{j=1}^n h_j = h$ , where  $l$  is the number of loops.

### Theorem 1a

For  $(k, h) \in \mathbb{N}_0 \times \mathbb{N}_0 \setminus \{(0, 0), (1, 0), (2, 0), (0, 1)\}$ , the Hermitean 1-matrix model correlation functions of order  $h$  and the free energy of order  $h$  are given by

$$W_k^{(h)}(p_1, \dots, p_k) = \sum_{\text{diagrams } D} \Pi_D S_D.$$

In appendix B, all diagrams of  $\mathcal{F}^{(2)}$  and  $W_2^{(1)}$  emerging from the above theorem 1a are depicted.

### Loop equation

The form of  $\lambda^{(0)}$  is evident from inspection of  $W_3^{(0)}$ , whereas  $\lambda^{(1)}$  has to be guessed. The guess is correct if  $D_\alpha \lambda^{(1)}$  for  $\alpha = (1, 0)$  and  $\alpha = (0, 1)$  correctly describes two of the three terms of  $W_1^{(1)}$  calculated in [3].

The  $\lambda^{(h)} = \lambda_{(0)}^{(h)} = \lambda_{(0)}^{(h)}(y_1, \dots, y_{3h-2})$  for  $h \geq 2$  are determined in a recursive

process using loop equations. The loop equation (eq. (12)) then becomes, in this Lagrangean formalism, an equation for the coupling constants:

$$\begin{aligned} \lambda_{\alpha'}^{(h)} = & \sum_{m=1}^{h-1} \sum_{\alpha \in M_1^{(h-m)}} \sum_{\beta \in M_1^{(m)}} \frac{2A_\alpha A_\beta}{2k'+1} Z_{n(\alpha,\beta,m)-k'+1} \lambda_\alpha^{(h-m)} \lambda_\beta^{(m)} \\ & + \sum_{\alpha \in M_2^{(h-1)}} \left( 2 - \sum_{f=0}^{3h-4} \delta_{\alpha_f,2} \right) \frac{2A_\alpha}{2k'+1} Z_{n(\alpha)-k'+1} \lambda_\alpha^{(h-1)} \end{aligned} \quad (15)$$

where  $A_\alpha = \prod_{f=0}^{\infty} (f+1/2)^{\alpha_f}$ , the first index  $n(\alpha) = 1 + \sum_{j=0}^{3h-4} j\alpha_j$ , the second index  $n(\alpha, \beta, m) = 1 + \sum_{j=0}^{3(h-m)-2} j\alpha_j + \sum_{j=0}^{3m-2} j\beta_j$  and  $\alpha'_j = \delta_{j,k'}$  with  $k' = 0, \dots, 3h-2$ . Since there are no  $y_1$  independent parts of  $\lambda_{\alpha'}^{(h)}$ , one can deduce by induction over  $h \geq 2$ :

$$\lambda^{(h)} = \text{antiderivative of } (-\lambda_{(010\dots 0)}^{(h)}) \text{ with respect to } y_1.$$

Since the integration is elementary, one also can eliminate the integration in the equation.

The described procedure is a new, independent method of obtaining  $\widehat{\mathcal{F}}^{(h)} = \sum_{i=1}^{2s} \lambda_{(0),i}^{(h)}$  and hence  $\mathcal{F}^{(h)}$ , which does not rely on the operator  $H$  of reference [6].

We obtain, after integration for  $h \geq 2$ ,

$$\begin{aligned} \lambda^{(h)} = & \sum_{m=1}^{h-1} \sum_{\alpha \in M_1^{(h-m)}} \sum_{\beta \in M_1^{(m)}} \sum_{k,r,r'=0}^{\infty} \frac{2A_\alpha A_\beta}{3(k+r+r')} \frac{Z_{n(\alpha,\beta,m)}^{[k]}}{(y_1)^k} (P_r D_\alpha \lambda^{(h-m)})(P_{r'} D_\beta \lambda^{(m)}) \\ & + \sum_{\alpha \in M_2^{(h-1)}} \sum_{k,r=0}^{\infty} \left( 2 - \sum_{f=0}^{3h-4} \delta_{\alpha_f,2} \right) \frac{2A_\alpha}{3(k+r)} \frac{Z_{n(\alpha)}^{[k]}}{(y_1)^k} (P_r D_\alpha \lambda^{(h-1)}) \end{aligned} \quad (16)$$

where  $P_r$  is a projection operator:  $P_r \sum_{f=0}^{\infty} c_f / y_1^f = c_r / y_1^r$ .

There are only notational reasons to introduce infinite sums. For all sums in this equation an upper bound can be given easily. The vertex factor of the free energy of order  $h$  can be determined with this equation recursively. Note that only differential operators and simple projection operators are used in this process, but no integration has to be performed. Therefore no operator inversion in any sense is necessary to solve the equation recursively. In that sense the equation is remarkably simple.

Usually the explicit solutions of loop equations are given up to the second order correction ( $\sim 1/N^4$ ) (eq. (4.8) (alias eq. (54)) in [6] or eq. (4-49) in

[12]). The solution of eq. (16) is written down up to the fifth order correction ( $\sim 1/N^{10}$ ) in appendix A. Even higher order corrections up to the tenth order ( $\sim 1/N^{20}$ ) were calculated (table 1 in appendix A) but could not be displayed due to the large number of terms.

## 4 Tree Graphs

The iterative application of the loop differential operator will be seen to give rise to the combinatorial structure of the classical solution of the scalar theory (in a generating external field).

Let a classical self-interacting scalar field theory in contact with an external field be specified by a quadratic  $\mathcal{L}_0(\varphi) = \varphi D\varphi$ , ( $D$  being a second order differential operator) and an interaction part  $\mathcal{L}_{int}(\varphi) = \mathcal{L}^{(0)}$ . The action<sup>1</sup>, including the coupling to a source, is then given by

$$S(\varphi, J) = S(\mathcal{L}_0 + \mathcal{L}_{int} + J \cdot \varphi).$$

After the selection of an appropriate Green's function for the differential operator  $D$ ,

$$D_x G(x, y) = \delta^d(x - y),$$

one is lead to the zeroth order approximation of the solution of the scalar field equation of motion

$$\varphi_{(0)}(J)(x) = \int d^d y G(x, y) J(y) \equiv J(x) * G(x)$$

and the first order approximation

$$\varphi_{(1)}(J)(x) = \hat{\mathcal{L}}_{int}(\varphi_{(0)}(J)(x)) * G(x). \quad (17)$$

In  $\hat{\mathcal{L}}_{int}$ , one leg of each interaction vertex of  $\mathcal{L}_{int}$  is replaced by the base point  $x$ . The formal complete solution of the equation of motion  $\varphi = \varphi_{(0)} + \varphi_{(1)} + \dots$ , to be denoted  $\varphi(J)$ , is obtained through the (infinite) iteration of eq. (17). The generating functional  $G_{tree}(J)$  of all connected tree graphs of the scalar field theory is found to be (cf. e.g. [24])

$$G_{tree}(J) = \int \mathcal{L}_{int}(\varphi(J)) d^d x \equiv S_{int}(\varphi(J)). \quad (18)$$

To prove that the effective Lagrange density leads in fact to the same tree graph functional as the iterated action of the loop differential operator, we

---

<sup>1</sup>We will finally replace the integral (of arbitrary dimension) by a discrete sum. However, this is not relevant to the arguments presented in this section.

first of all note that the interaction Lagrange density is modelled to reproduce the 1-vertex amplitudes generated via loop differentiation. The matching of the two approaches is therefore guaranteed by construction on the level of 1-vertex tree graphs. The completion of the argument for the tree graph approximation is achieved according to eq. (18) if it can be shown that the formal solution of the equation of motion is generated by iterative action of the loop operator on a Bergmann kernel (alias a Green's function of the scalar field theory). The proof can be done by recursion in the number of external legs. The first steps of this recursion are easily done by application of the rules of loop differentiation. They are depicted in figure 1. Let us now assume

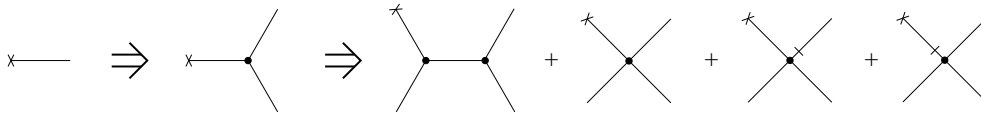


Figure 1: First steps

that to  $n$ -th order (that is, for  $n$  external points besides the base point  $x$ ) the assumption of equality of field theory and matrix model amplitudes holds true. Applying  $\frac{\partial}{\partial V(p_{n+1})}$  to that amplitude leads to the graphical alternatives displayed in figure 2, i.e., the newly created external line ending at  $p_{n+1}$  is

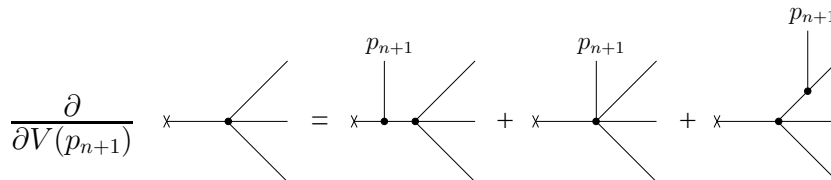


Figure 2: General step

inserted either into the propagator emerging from the base point, or from the first vertex (as seen from the base point), or inserted into one of the trees emanating from the first vertex. The three alternatives are clearly exclusive to each other and add up—given the induction hypothesis—to the sum of all tree graphs of  $n + 1$  external points.

## 5 Induction on $h$

It is assumed that the statement of theorem 1a is true for  $W_2^{(h-1)}$  and for all  $W_1^{(j)}$  with  $j = 1, \dots, h-1$ . The assertion is that the prefactors of the diagrams resulting from the loop equation are equal to the symmetry factors of the diagrams. This assertion is assumed in the proof by induction to be true for all  $W_1^{(j)}, W_2^{(j)}$  with  $j = 1, \dots, h-1$ . The main idea of the proof is to avoid all complicated diagrams of  $W_1^{(h)}$  generated in the loop equation (12) by the second, third or fourth term on the r.h.s. of eq. (13) and, instead, to prove theorem 1a directly for  $\mathcal{F}^{(h)}$ . Since  $\mathcal{F}^{(h)}$  contains less diagrams than  $W_1^{(h)}$ , only some diagrams of  $W_1^{(h)}$  generated by the first term on the r.h.s. of eq. (13) have to be inspected to obtain all diagrams of  $\mathcal{F}^{(h)}$  (with the exception of the diagram with one vertex of topological index  $h$ ).

In the following, the field theory method for calculating symmetry factors is introduced. Let  $m_\mu(D)$  be the multiplicity of vertices with structure  $\mu$  in diagram  $D$ . Let  $R(D)$  be the set of all vertex structures in a diagram  $D$ .  $\alpha_i(\mu)$  is the number of emanating lines with a  $i$ -th derivative in a vertex with the structure  $\mu$ . The inverse symmetry factor  $\Pi_D$  can be calculated by

$$\Pi_D = \frac{1}{c_D d_D} \pi_D$$

$$\text{with } c_D = \prod_{\mu \in R(D)} m_\mu(D)!, \quad d_D = \prod_{j=1}^n \alpha(\mu_j)!$$

$$\text{and } \pi_D = \left\langle 0 \left| \varphi(p_1) \dots \varphi(p_k) \sum_{i_1, \dots, i_n=1}^{2s} \prod_{j=1}^n \left( \lambda_{\alpha(\mu_j), i_j}^{(h_j)} \varphi_{i_j}^{\alpha(\mu_j)} \right) \right| 0 \right\rangle_D \frac{1}{S_D}. \quad (19)$$

$\langle 0 | \dots | 0 \rangle_D$  only contains the part of  $\langle 0 | \dots | 0 \rangle$  belonging to diagram  $D$ .  $\pi_D$  as defined above denotes the number of possible pairings of the fields in eq. (19) which lead to diagram  $D$ . Within the diagram  $D$ , one edge could be equivalent to another edge and therefore the number of equivalence classes of edges in  $D$  could be smaller than the number of edges.

An example of the method used to assure that the field theory produces the same weights of the diagrams as those produced by the matrix model is given in figure 3.

Consider the diagram  $A$  from  $\mathcal{F}^{(h)} = \mathcal{F}^{(5)}$ , which is depicted on the l.h.s. of figure 3. Its prefactor,  $\frac{1}{144}$ , is determined via the matrix model method and via the field theory method. One of the several diagrams or diagram

pairs from  $W_1^{(4)}$  corresponding to diagram  $A$  is chosen by cutting one edge of  $A$ . This diagram, where  $p_1$  is attached to the left free end and  $p_2$  to the right free end, is denoted  $B$ . The diagram resulting from the interchange of  $p_1$  and  $p_2$  in  $B$  is denoted  $B'$ . A calculation of the symmetry factor of the diagram by the field theory method, i.e. counting the number of possible Wick contractions of the expression

$$\langle 0 | \varphi(p_1) \varphi(p_2) e^{\sum_{i=1}^{2s} \mathcal{L}(a_i)} | 0 \rangle \quad (20)$$

leading to diagram  $B$ , results in  $\frac{1}{36}$ . By the induction assumption, the matrix model correlator at order  $h - 1 = 4$  has the same prefactor. The application of the loop equation from the matrix model in form of eqs. (12) and (13) to the contributions of  $B$  and  $B'$  leads to a prefactor of  $\frac{1}{36}$  of the diagram  $C$  from  $W_1^{(4)}$ . By taking into account the fact that the loop operator can act on 4 equivalent edges in  $A$  to obtain  $C$ , the prefactor of  $A$  is determined to be  $\frac{1}{144}$  by the matrix model method. For the field theory method, the counting of possible Wick contractions in the expression

$$\langle 0 | e^{\sum_{i=1}^{2s} \mathcal{L}(a_i)} | 0 \rangle \quad (21)$$

leading to diagram  $A$  gives  $\frac{1}{144}$ . Another example, where a different edge of diagram  $A$  is cut, is represented in figure 5. The procedure demonstrated in these examples is generalised for the proof.

In  $\mathcal{F}^{(h)}$  there is only one diagram with a vertex of topological index  $h$  (e.g., the first diagram in the first line of figure 6). This diagram of the field theory gives a priori by eq. (16) the correct matrix model contribution.

Consider a diagram  $A$  from  $\mathcal{F}^{(h)}$  which does not contain a vertex of topological index  $h$ . Choose one edge of  $A$  which is cut.

### Example 1

*The cutting procedure produces one diagram  $B$  from  $W_2^{(h-1)}$  which is transformed into  $A$  by connecting the two external legs.*

The prefactor  $\Pi_B$  of diagram  $B$  is known according to the induction assumption. It is possible that the exchange of external legs creates a second diagram  $B'$  which is different to  $B$ . In this case,  $u = 2$ . However, if  $B'$  is identical to  $B$ , then  $u = 1$ . The loop equation (eq. (12)) is applied to diagram  $B$  (and diagram  $B'$ ). Then the first term on the r.h.s. of eq. (13),  $1/2 \cdot B_{j,i}^{f,0} \cdot (B_i^0(p)/y_{1,i}) \cdot B_{i,k}^{0,g}$ , gives rise to a diagram  $C$  from  $W_1^{(h)}$ . Since  $C$  cannot be created from other diagrams and, in the recursion formula, a

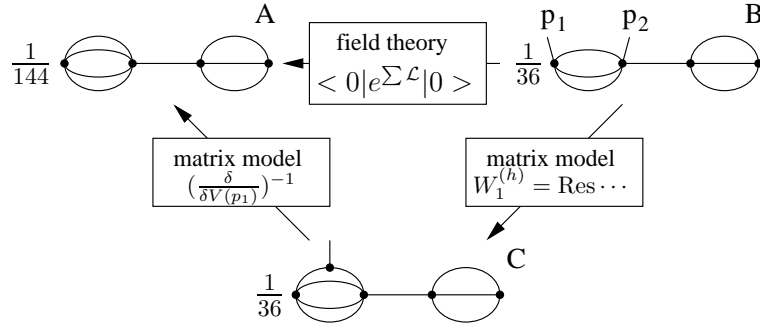


Figure 3: Example 1 for determining the prefactor of diagram A. All vertices are of topological index 0.

multiplication with  $1/2$  occurs, the prefactor of  $C$  is given by  $\Pi_C = \frac{1}{2}u\Pi_B$ . The external leg of  $C$  is rooted in a vertex of index zero with 3 emanating lines.  $C$  can only have been created by  $\Delta_7$  from a diagram of  $\mathcal{F}^{(h)}$ . This diagram must have been  $A$ . Let  $v$  be the number of edges in the equivalence class of the edge which is cut. Then  $C$  can be created by  $\Delta_7$  from  $A$  in  $v$  different ways. The matrix model calculation yields  $\Pi_C = v\Pi_A$  and hence  $\Pi_A = \frac{u}{2v}\Pi_B$ .

In the following, the quotient  $\Pi_A/\Pi_B$  is investigated in the field theory language. The specific example of figure 3 is generalised for the proof. In figure 4 one special contraction of diagram  $A$  is given and compared to four corresponding special contractions from diagram  $B$ .

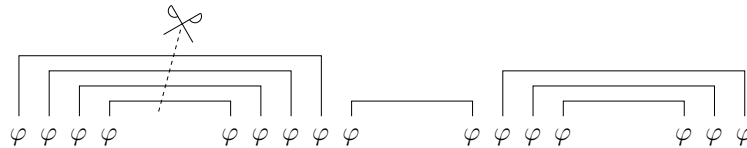


Figure 4: One contraction of  $A$  corresponds to four contractions of  $B$ , i. e.  $\pi_B = 4\pi_A$ . Each of the four equivalent edges can be cut and replaced by contracting the left open end to  $\varphi(p_1)$  and the right open end to  $\varphi(p_2)$ .

In this way, each of the  $\pi_A$  contractions of  $A$  corresponds to 4 contractions of  $B$ :  $\pi_B = 4\pi_A$ . The generalisation of this formula for  $v$  equivalent edges in  $A$  is  $\pi_B = v\pi_A$ .

If the interchange  $\varphi(p_1) \leftrightarrow \varphi(p_2)$  in  $B$  does not give a new diagram  $B'$  different from  $B$ , then for every contraction in  $A$  there are two in  $B$ :  $\pi_B = 2\pi_A$ . Combining both equations leads to  $\pi_B = \frac{2}{u}v\pi_A$ .  $c_B = c_A$  and  $d_B = d_A$  imply

that  $\Pi_B = \frac{1}{c_B d_B} \pi_B = \frac{1}{c_A d_A} \frac{2}{u} v \pi_A = \frac{2}{u} v \Pi_A$ .

### Example 2

The cutting procedure produces two diagrams  $B_1$  and  $B_2$ .

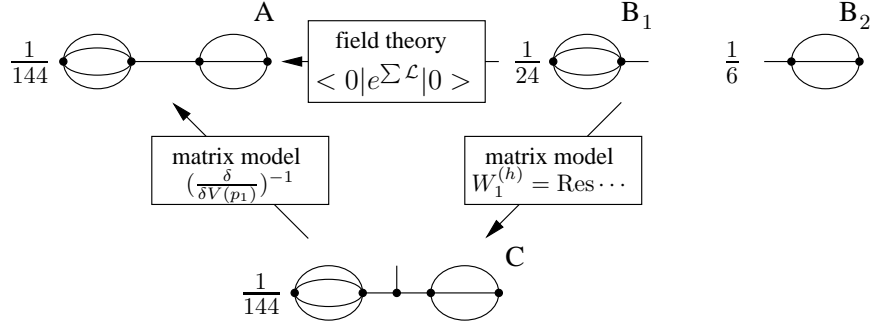


Figure 5: Example 2 for determining the prefactor of diagram  $A$  for the case where the diagram splits in two parts.

There is a  $j \in \{1, \dots, h-1\}$ , such that  $B_1$  is a diagram from  $W_1^{(j)}$  and  $B_2$  is a diagram from  $W_1^{(h-j)}$ . The loop equation (eq. (12)) is applied to the diagrams  $B_1$  and  $B_2$ . Then the first term on the r.h.s. of eq. (13),  $1/2 \cdot B_{j,i}^{f,0} \cdot (B_i^0(p)/y_{1,i}) \cdot B_{i,k}^{0,g}$ , gives rise to a diagram  $C$  from  $W_1^{(h)}$ . The diagram  $C$  does not receive additional contributions from  $W_2^{(h-1)}$  in eq. (12) for the following reasons. The diagrams generated by the first term on the r.h.s. of eq. (13) do not break in two parts in the cutting procedure, whereas the other terms on the r.h.s. of eq. (13) produce a non-zero topological index at the external leg.

For  $j \neq h/2$ , the diagram  $C$  appears twice in the loop equation summation  $\sum_{m=1}^{h-1} W_1^{(m)} W_1^{(h-m)}$ . For  $j = h/2$  and  $B_1 \neq B_2$ , the situation does not change. However, for  $B_1 = B_2$ , the diagram  $C$  only appears once. Let  $u = 2$  for  $B_1 \neq B_2$  and  $u = 1$  for  $B_1 = B_2$ . Since in the first term of the recursion formula (eq. (13)) one multiplies with  $1/2$ , this gives  $\Pi_C = \frac{u}{2} \Pi_{B_1} \Pi_{B_2}$ . The external leg of  $C$  is connected to a vertex of topological index zero with 3 emanating lines.  $C$  can only have been created by the action of  $\Delta_7$  on a diagram of  $\mathcal{F}^{(h)}$ . This diagram must be diagram  $A$ . Let  $v$  be the number of elements in the equivalence class of the edge which is cut. Then  $C$  can be deduced from  $A$  in  $v$  different ways. This matrix model calculation yields  $\Pi_C = v \Pi_A$  and hence  $\Pi_A = \frac{u}{2v} \Pi_{B_1} \Pi_{B_2}$ .

In the following, the quotient between  $\Pi_A$  and  $\Pi_{B_1} \Pi_{B_2}$  is investigated in the



field theory language.

The specific example of figure 5 is generalised for the proof.

Since in  $A$  two vertices of the same vertex structure (topological index zero and four emanating edges without derivatives) appear and only one is part of  $B_1$ , there are  $\binom{2}{1}$  more contraction possibilities in  $B$  than in  $B_1$  and  $B_2$ . In general, this factor is  $\prod_{\mu \in R(A)} \binom{m_\mu(A)}{m_\mu(B_1)}$ . If  $B_1 = B_2$  then this number is reduced by  $\frac{1}{2}$  because the assignment of vertices to  $B_1$  gives the same contractions in  $A$  as the assignment of the complementary vertices to  $B_1$ . If the edge which is cut in  $A$  is one of  $v$  equivalent edges in  $A$  then the number of contractions  $\pi_{B_1} \cdot \pi_{B_2}$  is enhanced by a factor  $v$ . This gives in total  $v\pi_A = \frac{u}{2} \prod_{\mu \in R(A)} \binom{m_\mu(A)}{m_\mu(B_1)} \pi_{B_1} \pi_{B_2}$ . The relation of the Gell-Mann-Low factorials is  $\frac{c_A}{c_{B_1} c_{B_2}} = \prod_{\mu \in R(A)} \binom{m_\mu(A)}{m_\mu(B_1)}$  and hence  $\Pi_A = \frac{u}{2v} \Pi_{B_1} \Pi_{B_2}$ .

This closes the proof by induction on  $h$ .

## 6 Induction on $k$

It is assumed that the statement of theorem 1a is correct for a certain  $h$  and  $k$ . In this section, we show that theorem 1a is also true for  $h$  and  $k + 1$ .

To prove the induction step from  $k$  to  $k + 1$ , two assertions have to hold: the prefactor of any diagram  $A$  from  $W_{k+1}^{(h)}$  arising from the action of the loop operator must be equal to the inverse symmetry factor of diagram  $A$  which is determined by counting Wick contractions. Secondly, the vertex factor emerging at the new vertex from the action of the loop operator must be equal to the coupling constant of the field theory defined in eq. (14). Provided the induction assumption holds for any diagram  $B$  from  $W_k^{(h)}$ , the former assertion is true if the ratio  $\Pi_A/\Pi_B$  calculated with the field theory method is equal to the ratio  $\Pi_A/\Pi_B$  calculated with the loop operator method.

Let  $A$  be a diagram of  $W_{k+1}^{(h)}$ .

### Case 1

*The leg  $p_{k+1}$  emanates in diagram  $A$  from a vertex with a vertex structure  $\mu = (0, (3, 0))$ .*

Only the action of  $\Delta_7$  or  $\Delta_4$  on diagrams of  $W_k^{(h)}$  with the same number

of loops as in  $A$  and one vertex less than  $A$  can have generated this diagram. The multiplicity of the edge in the preimage diagram  $B$ , which is cut, is denoted  $v$ , i.e. the equivalence class of such an edge in  $B$  contains  $v$  elements. Let  $m_A$  be the number of vertices with  $\alpha = (3, 0)$  and topological index 0 in  $A$ .

The number of contractions  $\pi_A$  in diagram  $A$  is larger than the number of contractions  $\pi_B$  in diagram  $B$ . One of the  $m_A$  vertices can be chosen for the new vertex, then 3 possibilities exist to choose one leg of that vertex for the connection to  $\varphi(p_{k+1})$  and 2 more possibilities to assign the remaining two free legs of the new vertex to the contraction which is cut in diagram  $B$ . Eventually, since the new vertex can be inserted in each of the  $v$  equivalent individual contractions of the considered complete contraction of  $B$  we have

$$\frac{\pi_A}{\pi_B} = m_A \cdot 3 \cdot 2 \cdot v. \quad (22)$$

The quotient of the Gell-Mann-Low factorials  $c_B/c_A = 1/m_A$  and the quotient of the factorials from the definition of the Lagrange density  $d_B/d_A = 1/3!$  result in

$$\Pi_A = v\Pi_B, \quad (23)$$

which is also predicted by the action of  $\Delta_7$  or  $\Delta_4$  in the matrix model calculation.

The emerging vertex factor at the new vertex is  $1/y_1$ , which is exactly the definition of  $\lambda_{(3,0)}^{(0)}$  in eq. (14).

## Case 2

*The leg  $p_{k+1}$  has at least one derivative.*

Only the action of  $\Delta_2$  on diagrams of  $W_k^{(h)}$  with the same number of loops as in  $A$  and the same number of vertices can have generated the diagram  $A$ . The structure of the vertex connected to  $p_{k+1}$  is denoted  $\mu_A = (h_0, \alpha)$  and the number of derivatives at the leg  $p_{k+1}$  is  $r > 0$ . Let  $m_A$  be the number of vertices with structure  $\mu_A$  in  $A$ . Let  $m_B$  be the number of preimage vertices in  $B$  with the same structure, of which  $v$  are equivalent.

The number of contractions  $\pi_A$  in diagram  $A$  is compared to the number of contractions  $\pi_B$  in diagram  $B$ . The interchange of one of the  $m_B$  vertices in  $B$  with the structure of the preimage vertex leads to  $m_B$  different complete contractions which give rise (for  $m_A = \alpha_r = v = 1$ ) to only one contraction for diagram  $A$ . Similarly, if  $m_A > 1$  then the number of contractions in  $A$  is reduced by the factor  $m_A$  in comparison to the contractions of  $B$ . Additionally, the number of contractions in  $A$  is enhanced by choosing one of  $v$

equivalent vertices and one of  $\alpha_r$  legs for  $p_{k+1}$ :

$$\frac{\pi_A}{\pi_B} = \frac{m_A}{m_B} \cdot \alpha_r \cdot v. \quad (24)$$

The quotient of the Gell-Mann-Low factorials  $c_B/c_A = m_B/m_A$  and the quotient of the factorials from the definition of the Lagrange density  $d_B/d_A = 1/\alpha_r$  result in

$$\Pi_A = v\Pi_B, \quad (25)$$

which is also predicted by the action of  $\Delta_2$  in the matrix model calculation.

The vertex factor of the new vertex emerges from the action of  $\Delta_2$  on the diagram with the old vertex. Since in the definition of  $\lambda_\alpha^{(h_0)}$  the remnants of  $\Delta_1$  and  $\Delta_2$  are used, this gives the correct vertex factor of eq. (14).

### Case 3

*The leg  $p_{k+1}$  in diagram  $A$  has no derivative and is rooted at a vertex with vertex structure  $\mu \neq (0, (3, 0))$ .*

In contrast to the other cases, in this case, the new diagram emerges from different parts ( $\Delta_1$ ,  $\Delta_3$  and  $\Delta_{5/6} = \Delta_5 + \Delta_6$ ) of the loop operator. Therefore the assertion that the new vertex factor is described by eq. (14) is closely related to the different symmetry factors of the preimage diagrams.

There is at most one preimage diagram which becomes diagram  $A$  after action of  $\Delta_1$ . This is denoted as  $B_0$ . Each external or internal line (apart from the leg  $p_{k+1}$  itself) emanating from the vertex connected with  $p_{k+1}$  gives possibly one further preimage diagram, which transforms under the action of  $\Delta_3$  or  $\Delta_{5/6}$  to diagram  $A$ . In  $A$ , the outgoing external and internal legs emanating from the vertex connected to  $p_{k+1}$  are named arbitrarily, with  $f = 1, \dots, n$ , and their derivatives are denoted as  $r_1, \dots, r_n$  respectively.

If  $r_f = 0$  then no preimage diagram  $B_f$  associated to leg  $f$  exists. This kind of ‘missing diagram’ does not present large difficulties in the computation of the new vertex factor of  $A$ , because in the consideration of a vertex consisting exclusively of external legs,  $\Delta_3$  can not act on such a leg without derivative as  $\Delta_{5/6}$  can not act on  $f$ . To describe the second kind of ‘missing diagrams’ we define  $\delta$  to be the number of diagrams from  $B_1, \dots, B_n$  which are equal to  $B_f$ . If  $\delta > 1$ , there is only one preimage diagram for  $\delta$  legs, rather than one for each leg.

The following notation will be used. The number of vertices in  $A$  with the same structure as the vertex connected to  $p_{k+1}$  is denoted  $m_A$ . The structure

of the vertex connected to  $p_{k+1}$  is defined as  $\mu_A = (h_0, \alpha)$  and  $\gamma$  is defined as the number of possible ways to apply  $\Delta_5$  or  $\Delta_3$  to  $B_f$  to obtain  $A$ .

**Symmetry factors of the diagrams  $B_0$  and  $A$ :**

Let the number of possible ways to apply  $\Delta_1(p_{k+1})$  to  $B_0$  to obtain  $A$  be  $v$ . This is the number of equivalent preimage vertices. Let  $m_B$  be the number of vertices with the structure  $(h_0, (\alpha_0 - 1, \alpha_1, \alpha_2, \dots))$  in  $B_0$ .

The number of contractions  $\pi_A$  in diagram  $A$  is compared to the number of contractions  $\pi_{B_0}$  in diagram  $B_0$ . The interchange of one of the  $m_B$  vertices in  $B$  with the structure of the preimage vertex leads to  $m_B$  different complete contractions which give rise (for  $m_A = \alpha_0 = v = 1$ ) to only one contraction for diagram  $A$ . Similarly, if  $m_A > 1$  then the number of contractions in  $A$  is reduced by the factor  $m_A$  relative to the number of contractions of  $B_0$ . Additionally, the number of contractions in  $A$  is enhanced by choosing one of  $v$  equivalent vertices and one of  $\alpha_0$  legs for  $p_{k+1}$ :

$$\frac{\pi_A}{\pi_{B_0}} = \frac{m_A}{m_B} \cdot \alpha_0 \cdot v. \quad (26)$$

The quotient of the Gell-Mann-Low factorials  $c_B/c_A = m_B/m_A$  and the quotient of the factorials from the definition of the Lagrange density  $d_B/d_A = 1/\alpha_0$  result in

$$\Pi_A = v\Pi_{B_0} \quad (27)$$

which is also predicted by the action of  $\Delta_1$  in the matrix model calculation.

**Symmetry factors of the diagrams  $B_f$  with  $f > 0$  and  $A$ :**

Let  $v_A$  be the number of elements in the equivalence class of edge  $f$  in  $A$ . The number of derivatives at edge  $f$  in diagram  $A$  is  $r$  (also denoted  $r_f$ ) at the end of edge oriented towards  $p_{k+1}$ . The vertex structure of the vertex connected to  $p_{k+1}$  is denoted  $\mu_A$  and the structure of the preimage vertex in  $B_f$  is  $\mu_B = (h_0, \beta)$  with  $\beta_i = \alpha_i - \delta_{i,0} + \delta_{i,r-1} - \delta_{i,r}$ . Then we define  $m_A = m_{\mu_A}(A)$  and  $m_B = m_{\mu_B}(B_f)$ . Let  $\hat{f}$  be one edge in  $B_f$  with  $r_f - 1$  derivatives which transforms under the action of  $\Delta_3$  or  $\Delta_{5/6}$  to the edge  $f$  in diagram  $A$ . The number of elements in the equivalence class of edge  $\hat{f}$  in  $B_f$  is denoted  $v_B$ .

The number of contractions  $\pi_A$  in diagram  $A$  is compared to the number of contractions  $\pi_B$  in diagram  $B_f$ . The vertex connected to  $p_{k+1}$  in diagram  $A$  is one out of a total of  $m_A$  vertices. In diagram  $B_f$ , this vertex is replaced by a vertex with the structure  $\mu_B$ , which is one out of a total of  $m_B$  vertices. From the choice of the vertex in  $A$  or  $B_f$  the factor  $m_A/m_B$  appears in the

relation of  $\pi_A$  to  $\pi_B$ . At this vertex, the leg  $p_{k+1}$  can be connected to one of  $\alpha_0$  legs without derivatives, which gives rise to the factor  $\alpha_0$  in the comparison of the contractions. For the same reason, the connection of the edge  $f$  to the vertex leads to a factor  $\alpha_r$ . On the other hand, the connection of the edge  $\hat{f}$  to the preimage vertex with the structure  $\mu_B$  leads to a factor  $1/\beta_{r-1}$ .

If the edge  $f$  in  $A$  is equivalent to another edge in  $A$  or the edge  $\hat{f}$  is equivalent to another edge in  $B_f$  or the edge  $f$  connects a vertex with itself then the relation  $\gamma/\delta$  is also part of the comparison of contractions.  $\gamma$ , as can be read from the definition, is equal to  $v_B$  or  $2v_B$ , where the latter occurs if and only if the edge  $f$  connects a vertex with itself and the number of derivatives at the other end of this edge is equal to  $r - 1$ .  $\delta$ , as can be read from the definition, is equal to  $v_A$  or  $2v_A$ , where the latter occurs if and only if edge  $f$  connects a vertex with itself and the number of derivatives at the other end of this edge is equal to  $r$ . The enlargement of the number of equivalent edges by a factor 2 in these special examples reflects the fact that, in the contractions for each equivalent edge, 2 legs instead of 1 leg of that vertex are affected. This gives, in total,

$$\frac{\pi_A}{\pi_{B_f}} = \frac{m_A}{m_B} \frac{\alpha_0 \alpha_r}{\beta_{r-1}} \frac{\gamma}{\delta}. \quad (28)$$

The quotient of the Gell-Mann-Low factorials  $c_B/c_A = m_B/m_A$  and the quotient of the factorials from the definition of the Lagrange density  $d_B/d_A = \beta_{r-1}/(\alpha_0 \alpha_r)$  result in

$$\Pi_A = \frac{\gamma}{\delta} \Pi_{B_f}. \quad (29)$$

In the loop operator determination of the relation of  $\frac{\Pi_{B_f}}{\Pi_A}$ , one has to consider, on the one hand, that there are  $\gamma$  possible ways to apply  $\Delta_3$  or  $\Delta_5$  to the diagram  $B_f$  and on the other hand that the number of diagrams in comparison to a one-vertex calculation with exclusively external legs is lowered by a factor  $1/\delta$ . The matrix model calculation therefore yields

$$\Pi_A = \frac{\gamma}{\delta} \Pi_{B_f}, \quad (30)$$

which coincides with the field theory calculation from eq. (29).

### New vertex factor

The definition of the vertex factor is based on  $\Delta_1$  and  $\Delta_2$ , but it was shown in ([3], page 12) that the vertex factors of the diagrams with only 1 vertex without internal lines are correctly described by eq. (14)—this includes the

action of  $\Delta_3$ . We compare the action of the loop operator on the preimage diagrams leading to the vertex connected to  $p_{k+1}$  in  $A$  to the case in which the loop operator acts on a vertex of the same structure with solely external legs. No difference occurs for the action of  $\Delta_3$  to the external lines. The action of  $\Delta_{5/6}$  on the internal lines can be regarded as an action of  $\Delta_3$  on additional external lines. The contribution of  $B_0$  to the new vertex factor is—relative to the corresponding 1-vertex diagram—enhanced by a factor  $v\Pi_{B_0}$ . The contribution of  $B_f$  to the new vertex factor is—relative to the corresponding contribution to the 1-vertex diagram—enhanced by a factor  $\gamma\Pi_{B_f}$ , where  $\gamma$  is equal to the number of possible ways to apply  $\Delta_3$  or  $\Delta_5$  to  $B_f$  to obtain  $A$ . Instead of  $\delta$  preimage diagrams for the 1-vertex diagram there is only one. Consequently, the new vertex factor arises in this complicated vertex in exactly the same way as in 1-vertex diagrams if the equation  $v\Pi_{B_0} = \gamma\Pi_{B_f}/\delta$  is valid. The combination of eqs. (27) and (30) from the previous paragraph establishes this condition and hence the new vertex is described by eq. (14).

This closes the proof by induction on  $k$ .

Starting from  $W_3^{(0)}$  and  $W_1^{(1)}$  (shown in [3] to be described by the Lagrangean formalism) one applies the induction on  $k$  from section four to prove that theorem 1a holds for  $W_k^{(0)}$  with  $k \geq 3$  and  $W_k^{(1)}$  with  $k \in \mathbb{N}$ . From the application of the induction on  $h$ , it follows that theorem 1a also holds for  $W_0^{(2)} = \mathcal{F}^{(2)}$ . The application of the induction on  $k$  reveals that theorem 1a holds for all  $W_k^{(2)}$  with  $k \in \mathbb{N}_0$ . The  $(h - 2)$ -fold alternating use of the inductions on  $h$  and  $k$  proofs that  $W_k^{(h)}$  with  $h \geq 3$  and  $k \in \mathbb{N}_0$  is described by a field theory. This concludes the proof of theorem 1a, and, thereby, the proof of theorem 1.

## 7 Summary

In this article we have proved that the Lagrangean formulation of the Hermitian 1-matrix models, introduced in [3], is valid to all orders in the genus expansion. This was achieved by comparing the prefactors of all terms arising from the loop operator with the symmetry factors of the corresponding diagrams and finding full agreement. The free energy was directly incorporated into the statement of the theorem. Furthermore, the procedure to obtain coupling constants of a given topological index from the coupling constants of lower indices, which was solved up to third order in [3], was condensed into one equation. This is the loop equation of the Lagrangean formalism. It was solved to the tenth order and explicit expressions were given to the fifth order (See appendix A). A new method of determining the free energy

from the one-point function was found by inverting a part of the loop operator giving rise to a simple integration. This new method does not, contrary to [3], rely on results for the properties of the operator  $H$  obtained in [6].

### **Acknowledgments**

The author would like to thank R. Flume and J.B. Zuber for discussions, and K.E. Williams for a careful reading of the manuscript.

# Appendix A

This appendix contains the explicit solution of the loop equation for the coupling constant to the orders three to five. The lower orders were already given in section 3. The orders six to ten were also calculated, but are not displayed due to the large number of terms (see table 1).

h	0	1	2	3	4	5	6	7	8	9	10
# of terms in $\lambda^{(h)}$	1	-	3	11	30	77	176	385	792	1575	3010

Table 1: number of terms in  $\lambda^{(h)}$

$$\lambda^{(3)} = \frac{2205}{256} \frac{y_2^6}{y_1^{10}} - \frac{8685}{256} \frac{y_2^4 y_3}{y_1^9} + \frac{15375}{512} \frac{y_2^2 y_3^2}{y_1^8} + \frac{5565}{256} \frac{y_2^3 y_4}{y_1^8} - \frac{72875}{21504} \frac{y_3^3}{y_1^7}$$

$$- \frac{5605}{256} \frac{y_2 y_3 y_4}{y_1^7} - \frac{3213}{256} \frac{y_2^2 y_5}{y_1^7} + \frac{21245}{9216} \frac{y_4^2}{y_1^6} + \frac{2515}{512} \frac{y_3 y_5}{y_1^6} + \frac{5929}{1024} \frac{y_2 y_6}{y_1^6} - \frac{5005}{3072} \frac{y_7}{y_1^5}$$

$$\lambda^{(4)} = -\frac{8437275}{32768} \frac{y_5 y_6}{y_1^8} + \frac{1511055}{2048} \frac{y_2 y_5^2}{y_1^9} - \frac{12677665}{32768} \frac{y_2 y_9}{y_1^8} - \frac{32418925}{24576} \frac{y_3^3 y_4}{y_1^{10}}$$

$$+ \frac{11532675}{16384} \frac{y_3^2 y_6}{y_1^9} - \frac{10156575}{32768} \frac{y_3 y_8}{y_1^8} - \frac{8913905}{32768} \frac{y_4 y_7}{y_1^8} + \frac{4456305}{512} \frac{y_2^6 y_4}{y_1^{13}}$$

$$- \frac{12829887}{1024} \frac{y_2^7 y_3}{y_1^{14}} + \frac{98342775}{4096} \frac{y_2^5 y_3^2}{y_1^{13}} - \frac{12093543}{2048} \frac{y_2^5 y_5}{y_1^{12}} + \frac{15411627}{4096} \frac{y_2^4 y_6}{y_1^{11}}$$

$$- \frac{16200375}{1024} \frac{y_2^3 y_3^3}{y_1^{12}} - \frac{44207163}{20480} \frac{y_2^3 y_7}{y_1^{10}} + \frac{83895625}{32768} \frac{y_2 y_3^4}{y_1^{11}} - \frac{578655}{128} \frac{y_2 y_3^2 y_5}{y_1^{10}}$$

$$+ \frac{13024935}{1024} \frac{y_2^3 y_3 y_5}{y_1^{11}} + \frac{12367845}{2048} \frac{y_2^3 y_4^2}{y_1^{11}} + \frac{21023793}{10240} \frac{y_2^9}{y_1^{15}} - \frac{26413065}{1024} \frac{y_2^4 y_3 y_4}{y_1^{12}}$$

$$+ \frac{7503125}{36864} \frac{y_4^3}{y_1^9} + \frac{4297293}{4096} \frac{y_2^2 y_8}{y_1^9} + \frac{2642325}{2048} \frac{y_3 y_4 y_5}{y_1^9} - \frac{5472621}{1024} \frac{y_2^2 y_3 y_6}{y_1^{10}}$$

$$- \frac{10050831}{2048} \frac{y_2^2 y_4 y_5}{y_1^{10}} + \frac{8083075}{98304} \frac{y_{10}}{y_1^7} - \frac{17562825}{4096} \frac{y_2 y_3 y_4^2}{y_1^{10}} + \frac{6968247}{4096} \frac{y_2 y_3 y_7}{y_1^9}$$

$$+ \frac{68294625}{4096} \frac{y_2^2 y_3^2 y_4}{y_1^{11}} + \frac{6242775}{4096} \frac{y_2 y_4 y_6}{y_1^9}$$



$$\begin{aligned}
\lambda^{(5)} = & -\frac{30087162105}{32768} \frac{y_2^2 y_3 y_9}{y_1^{12}} + \frac{20308307985}{8192} \frac{y_2^2 y_4^2 y_5}{y_1^{13}} - \frac{26135514405}{32768} \frac{y_2^2 y_4 y_8}{y_1^{12}} + \frac{1336297095}{512} \frac{y_2^2 y_3 y_5^2}{y_1^{13}} \\
& + \frac{739690835625}{32768} \frac{y_2^4 y_3^2 y_5}{y_1^{15}} + \frac{10981859175}{512} \frac{y_2^4 y_3 y_4^2}{y_1^{15}} - \frac{179984279475}{32768} \frac{y_2^4 y_3 y_7}{y_1^{14}} - \frac{357630901425}{32768} \frac{y_2^5 y_3^2 y_4^2}{y_1^{14}} \\
& + \frac{98590152375}{32768} \frac{y_2^5 y_3^2 y_7}{y_1^{13}} - \frac{24241354137}{32768} \frac{y_2^5 y_5 y_7}{y_1^{12}} + \frac{40226430195}{4096} \frac{y_2^5 y_4 y_5}{y_1^{15}} - \frac{1632433564125}{32768} \frac{y_2^5 y_3^2 y_4}{y_1^{16}} \\
& + \frac{350207643555}{32768} \frac{y_2^5 y_3 y_6}{y_1^{15}} + \frac{261787425795}{8192} \frac{y_2^5 y_3 y_4}{y_1^{17}} - \frac{9732778965}{512} \frac{y_2^6 y_3 y_5}{y_1^{16}} - \frac{37121844375}{4096} \frac{y_2^3 y_3^2 y_6}{y_1^{14}} \\
& + \frac{11830867475}{8192} \frac{y_2 y_3 y_4^3}{y_1^{13}} - \frac{8775042255}{8192} \frac{y_2^{12}}{y_1^{20}} - \frac{877489930625}{262144} \frac{y_2 y_3^4 y_4}{y_1^{14}} + \frac{12359275929}{65536} \frac{y_2 y_6 y_7}{y_1^{11}} \\
& + \frac{3222490635}{16384} \frac{y_2 y_5 y_8}{y_1^{11}} + \frac{33732646101}{16384} \frac{y_2^3 y_5 y_6}{y_1^{13}} - \frac{26915796875}{262144} \frac{y_3^6}{y_1^{14}} + \frac{217019504625}{131072} \frac{y_2 y_3^3 y_6}{y_1^{13}} \\
& + \frac{12983424025}{131072} \frac{y_2^2 y_9}{y_1^{11}} - \frac{5553643095}{4096} \frac{y_2^5 y_8}{y_1^{14}} - \frac{2109682575}{65536} \frac{y_4 y_{10}}{y_1^{10}} - \frac{136426972815}{8192} \frac{y_2^3 y_3 y_4 y_5}{y_1^{14}} \\
& - \frac{12753475735}{262144} \frac{y_2 y_{12}}{y_1^{10}} + \frac{35383072725}{16384} \frac{y_2^6 y_7}{y_1^{15}} - \frac{52671571029}{16384} \frac{y_2^7 y_6}{y_1^{16}} + \frac{1122904568025}{32768} \frac{y_2^6 y_3^3}{y_1^{17}} \\
& + \frac{74926833597}{16384} \frac{y_2^8 y_5}{y_1^{17}} + \frac{20420786925}{262144} \frac{y_3 y_6^2}{y_1^{11}} + \frac{8203397345}{32768} \frac{y_2 y_3 y_{10}}{y_1^{11}} - \frac{37992975405}{65536} \frac{y_2 y_4^2 y_6}{y_1^{12}} \\
& - \frac{250975486125}{32768} \frac{y_2^2 y_3^3 y_5}{y_1^{14}} + \frac{144886833945}{16384} \frac{y_2^{10} y_3}{y_1^{19}} - \frac{147985547535}{16384} \frac{y_2^6 y_4^2}{y_1^{16}} + \frac{10137152025}{4096} \frac{y_2^3 y_3 y_8}{y_1^{13}} \\
& + \frac{21786582125}{32768} \frac{y_3^3 y_4^2}{y_1^{13}} - \frac{3611933325}{131072} \frac{y_6 y_8}{y_1^{10}} - \frac{161462697165}{32768} \frac{y_2^4 y_4 y_6}{y_1^{14}} - \frac{9188135775}{16384} \frac{y_2 y_4 y_5^2}{y_1^{12}} \\
& + \frac{5226845715}{32768} \frac{y_3 y_5 y_7}{y_1^{11}} + \frac{91746650625}{262144} \frac{y_3^4 y_5}{y_1^{13}} - \frac{21601719825}{8192} \frac{y_2^3 y_4^3}{y_1^{14}} + \frac{176853471795}{32768} \frac{y_2^2 y_3 y_4 y_6}{y_1^{13}} \\
& - \frac{2481504025}{65536} \frac{y_3 y_{11}}{y_1^{10}} + \frac{951059690625}{262144} \frac{y_2^2 y_3^5}{y_1^{15}} - \frac{12688164489}{32768} \frac{y_2^3 y_{10}}{y_1^{12}} - \frac{26018510375}{131072} \frac{y_3^3 y_7}{y_1^{12}} \\
& - \frac{19518799797}{8192} \frac{y_2^4 y_5^2}{y_1^{14}} + \frac{4685481675}{32768} \frac{y_4 y_5 y_6}{y_1^{11}} + \frac{17861648805}{8192} \frac{y_2^3 y_4 y_7}{y_1^{13}} - \frac{16063796175}{32768} \frac{y_3 y_4^2 y_5}{y_1^{12}} \\
& - \frac{47335422519}{131072} \frac{y_2^2 y_6^2}{y_1^{12}} - \frac{625336273125}{32768} \frac{y_2^4 y_3^4}{y_1^{16}} - \frac{430379379675}{16384} \frac{y_2^8 y_3^2}{y_1^{18}} - \frac{24057537075}{32768} \frac{y_2 y_3^2 y_8}{y_1^{12}} \\
& + \frac{7044102065}{32768} \frac{y_2 y_4 y_9}{y_1^{11}} - \frac{20008618245}{16384} \frac{y_2 y_3 y_5 y_6}{y_1^{12}} + \frac{74747945475}{16384} \frac{y_2 y_3^2 y_4 y_5}{y_1^{13}} - \frac{42370573245}{32768} \frac{y_2 y_3 y_4 y_7}{y_1^{12}} \\
& - \frac{69991007625}{131072} \frac{y_2^3 y_4 y_6}{y_1^{12}} + \frac{5635204575}{32768} \frac{y_3 y_4 y_8}{y_1^{11}} - \frac{104068152405}{16384} \frac{y_2^9 y_4}{y_1^{18}} + \frac{861719557125}{32768} \frac{y_2^3 y_3^3 y_4}{y_1^{15}} \\
& - \frac{1909423425}{65536} \frac{y_5 y_9}{y_1^{10}} + \frac{25370560215}{32768} \frac{y_2^4 y_9}{y_1^{13}} + \frac{5234922693}{32768} \frac{y_2^2 y_{11}}{y_1^{11}} - \frac{5081656475}{131072} \frac{y_4^4}{y_1^{12}} \\
& - \frac{3545717175}{262144} \frac{y_7^2}{y_1^{10}} + \frac{6506875375}{786432} \frac{y_{13}}{y_1^9} + \frac{4154848425}{180224} \frac{y_3^3}{y_1^{11}} - \frac{8459871525}{32768} \frac{y_3^2 y_5^2}{y_1^{12}} \\
& + \frac{4958959005}{65536} \frac{y_4^2 y_7}{y_1^{11}}
\end{aligned}$$

## Appendix B

$\mathcal{F}^{(h)}$ , the free energy at order  $h$ , is equal to the weighted sum of all diagrams allowed by the effective Lagrange density  $\mathcal{L}$  with zero external legs, where the sum of topological indices of the vertices (noted as small number close to each vertex in figure 6) plus the number of loops in the diagram is equal to  $h$ . Each diagram is weighted by its inverse symmetry factor (noted as fraction in front of the diagrams in figure 6).

$$\begin{aligned}
 \mathcal{F}^{(2)} = & \quad \bullet_2 \quad + \quad \frac{1}{2} \quad \bullet_1 \text{---} \bullet_1 \quad + \quad \bullet_1 \text{---} \bullet_1 \quad + \quad \frac{1}{2} \quad \bullet_1 \text{---} \bullet_1 \bullet_1 \\
 & + \quad \frac{1}{2} \quad \bigcirc_1 \quad + \quad \bigcirc_1 \quad + \quad \frac{1}{2} \quad \bigcirc_1 \quad + \quad \bigcirc_1 \\
 & + \quad \frac{1}{2} \quad \begin{array}{c} \bullet_1 \\ | \\ \bullet_0 \\ \bigcirc \end{array} \quad + \quad \frac{1}{2} \quad \begin{array}{c} \bullet_1 \\ | \\ \bullet_0 \\ \bigcirc \end{array} \quad + \quad \frac{1}{8} \quad \begin{array}{c} \bigcirc \\ \bullet_0 \\ \bigcirc \end{array} \quad + \quad \frac{1}{2} \quad \begin{array}{c} \bigcirc \\ \bullet_0 \\ \bigcirc \end{array} \\
 & + \quad \frac{1}{12} \quad \begin{array}{c} \bullet_0 \\ | \\ \bullet_0 \\ \bigcirc \end{array} \quad + \quad \frac{1}{8} \quad \bigcirc \text{---} \bigcirc
 \end{aligned}$$

Figure 6: Free energy of order two. The number of small bars at each end of edge denotes the number of derivatives of the propagator.

The contribution to  $\mathcal{F}^{(2)}$  from the second diagram in the third line of figure 6, for example, is given by:

$$\frac{1}{2} \sum_{i,j=1}^{2s} \lambda_{(0,1),i}^{(1)} \lambda_{(3,0),j}^{(0)} B_{i,j}^{1,0} B_{j,j}^{0,0}.$$

$$\begin{aligned}
W_2^{(1)} = & \text{diag}_1 + \text{diag}_2 + \text{diag}_3 + \text{diag}_4 \\
& + \text{diag}_5 + \text{diag}_6 + \text{diag}_7 + \text{diag}_8 \\
& + \frac{1}{2} \text{diag}_9 + \frac{1}{2} \text{diag}_{10} + \frac{1}{2} \text{diag}_{11} + \text{diag}_{12} \\
& + \frac{1}{2} \text{diag}_{13} + \frac{1}{2} \text{diag}_{14}
\end{aligned}$$

Figure 7: Correlation function  $W_2^{(1)}(p_1, p_2)$ . The leg at the left side of each diagram belongs to  $p_1$ , the other to  $p_2$ .

The contribution to  $W_2^{(1)}$  from the first diagram in the second line of figure 7, for example, is given by:

$$\sum_{i=1}^{2s} \lambda_{(1,0,1),i}^{(1)} B_i^0(p_1) B_i^2(p_2).$$

## Appendix C

This paragraph contains a formula for the number of terms in the Lagrange density  $\mathcal{L}_k^{(h)}$ :

$$N(k, h) := |M_k^{(h)}| = \text{number of terms in } \mathcal{L}_k^{(h)}.$$

The number  $P(m, r)$  of multi-indices  $\alpha = (\alpha_1, \dots, \alpha_m) \in (\mathbb{N}_0)^m$  fulfilling  $\sum_{j=1}^m j\alpha_j = m$  and  $\sum_{j=1}^m \alpha_j = r$  can be computed [23] with

$$\sum_{m=0}^{\infty} \sum_{r=0}^{\infty} P(m, r) q^m x^r = \prod_{n=1}^{\infty} \left( \frac{1}{1 - xq^n} \right). \quad (31)$$

Comparing to the conditions for  $M_k^{(h)}$  (section 3) one finds a summation over  $m$  and a summation over  $r = k - \alpha_0$ :

$$N(k, h) = \sum_{m=0}^{k+3h-3} \sum_{r=0}^k P(m, r) = \sum_{m=0}^{k+3h-3} \sum_{r=0}^k \left( \frac{1}{m!} \frac{\partial^m}{\partial q^m} \Big|_{q=0} \right) \left( \frac{1}{r!} \frac{\partial^r}{\partial x^r} \Big|_{x=0} \right) \prod_{n=1}^{\infty} \left( \frac{1}{1 - xq^n} \right).$$

h									
4	1								
3	1	8							
2	1	5	12	23					
1	-	2	4	7	12				
0	-	-	-	1	2	4	7	12	
	0	1	2	3	4	5	6	7	k

Figure 8: Number of terms in the Lagrange density  $\mathcal{L}_k^{(h)}$

## References

- [1] E. Brezin, C. Itzykson, G. Parisi and J.B. Zuber, *Planar Diagrams*, Comm. Math. Phys. 59 (1978) 35
- [2] J. Grossehelweg, *Rechnungen am 1-Matrixmodell*, diploma thesis, Bonn IB-2006-12 (2006)
- [3] R. Flume, J. Grossehelweg, A. Klitz, *A Lagrangean formalism for Hermitian matrix models*, Nucl. Phys. B812 (2009) 322
- [4] G. Akemann, *Higher genus correlators for the hermitian matrix model with multiple cuts*, Nucl. Phys. B482 (1996) 403
- [5] B. Eynard, *Topological expansion for the 1-hermitian matrix model correlation functions*, JHEP 0411 (2004) 031
- [6] L. Chekhov and B. Eynard, *Hermitian matrix model free energy: Feynman graph technique for all genera*, JHEP 0603 (2006) 014
- [7] B. Eynard and N. Orantin, *Topological expansion of the 2-matrix model correlation functions: diagrammatic rules for a residue formula*, JHEP 0512 (2005) 034

- [8] R. Dijkgraaf and C. Vafa, *Two Dimensional Kodaira-Spencer Theory and Three Dimensional Chern-Simons Gravity*, arXiv:0711.1932 [hep-th]
- [9] L. Chekhov, A. Marshakov, A. Mironov and D. Vasiliev, *Complex Geometry of Matrix Models*, arXiv:hep-th/0506075
- [10] H.E. Rauch, *Weierstrass points, branch points, and moduli of Riemann surfaces*, Comm. Pure Appl. Math. 12 (1959) 543
- [11] L. Chekhov, B. Eynard, and N. Orantin, *Free energy topological expansion for the 2-matrix model*, JHEP 0612 (2006) 053
- [12] B. Eynard and N. Orantin, *Invariants of algebraic curves and topological expansion*, arXiv:math-ph/0702045
- [13] B. Eynard and N. Orantin, *Algebraic methods in random matrices and enumerative geometry*, arXiv:0811.3531 [math-ph]
- [14] E. Brézin and J. Zinn-Justin, *Renormalization Group Approach to Matrix Models*, Phys. Lett. B288 (1992) 54
- [15] S. Higuchi, C. Itoi, S. Nishigaki, N. Sakai, *Nonlinear Renormalization Group Equation for Matrix Models*, Phys. Lett. B318 (1993) 63-72
- [16] S. Higuchi, C. Itoi, S. Nishigaki, N. Sakai, *Renormalization group flow in one- and two-matrix models*, Nucl. Phys. B 434 (1995) 283-318
- [17] S. Higuchi, C. Itoi, S. M. Nishigaki, N. Sakai, *Renormalization group approach to multiple-arc random matrix models*, Phys. Lett. B398 (1997) 123-129
- [18] M. Peskin, D. Schroeder, *An Introduction to Quantum Field Theory*, Westview Press, Boulder (1995)
- [19] G. Sterman, *An introduction to quantum field theory*, Cambridge University Press, Cambridge (1993)
- [20] W.T. Tutte, *A census of planar maps*, Can. J. Math. 15 (1963) 249
- [21] B. Eynard, N. Orantin, *Weil-Petersson volume of moduli spaces*, arXiv:0705.3600 [math-ph]
- [22] L. Chekhov, *Genus one correlation to multi-cut matrix model solutions*, Theor. Math. Phys. 141 (2004) 1640

[23] J.B. Zuber, private communication

[24] D.G. Boulware and L.S. Brown, *Tree Graphs and Classical Fields*, Phys. Rev. 172 (1968) 1628