

Poisson commutator-anticommutator brackets for ray tracing and longitudinal imaging via geometric algebra

Quirino M. Sugon Jr.* and Daniel J. McNamara

Ateneo de Manila University, Department of Physics, Loyola Heights, Quezon City, Philippines 1108

*Also at Manila Observatory, Upper Atmosphere Division, Ateneo de Manila University Campus
e-mail: qsugon@observatory.ph

November 9, 2018

Abstract. We use the vector wedge product in geometric algebra to show that Poisson commutator brackets measure preservation of phase space areas. We also use the vector dot product to define the Poisson anticommutator bracket that measures the preservation of phase space angles. We apply these brackets to the paraxial meridional complex height-angle ray vectors that transform via a 2×2 matrix, and we show that this transformation preserves areas but not angles in phase space. The Poisson brackets here are expressed in terms of the coefficients of the $ABCD$ matrix. We also apply these brackets to the distance-height ray vectors measured from the input and output side of the optical system. We show that these vectors obey a partial Moebius transformation, and that this transformation preserves neither areas nor angles. The Poisson brackets here are expressed in terms of the transverse and longitudinal magnifications.

1 Introduction

a. Poisson Brackets. In two dimensional space, the Poisson bracket[1] is defined by the commutator or the Jacobian

$$[F, G]_{q,p} = \frac{\partial F}{\partial q} \frac{\partial G}{\partial p} - \frac{\partial F}{\partial p} \frac{\partial G}{\partial q} = \begin{vmatrix} \frac{\partial F}{\partial q} & \frac{\partial F}{\partial p} \\ \frac{\partial G}{\partial q} & \frac{\partial G}{\partial p} \end{vmatrix}, \quad (1)$$

where we used the subscript notation of Hand and Finch[2]. If this bracket is unity, then the mapping from the object parallelogram $dq \wedge dp$ to its image $dF \wedge dG$ is a symplectic (area-preserving) map.[3]

So we ask: if the Poisson bracket commutator in Eq. (1) is a measure of area preservation, can we also

define a similar bracket for the preservation of the interior angles of the differential parallelograms $dq \wedge dp$ and $dF \wedge dG$? Since this problem appears not to be taken before, we shall propose the following anticommutator bracket measure:

$$\{F, G\}_{q,p} = \frac{\partial F}{\partial q} \frac{\partial F}{\partial p} + \frac{\partial G}{\partial p} \frac{\partial G}{\partial q}, \quad (2)$$

which we shall show later to be based on the definition of the dot or inner vector product. If $dq \perp dp$ and the bracket in Eq. (2) is zero, then $dF \perp dG$.

In geometric algebra, the wedge (outer) and dot (inner) products of two vectors \mathbf{a} and \mathbf{b} are related by their geometric (juxtaposition) product[4]:

$$\mathbf{ab} = \mathbf{a} \cdot \mathbf{b} + \mathbf{a} \wedge \mathbf{b}. \quad (3)$$

The dot product is the same as in the standard vector analysis; the wedge product is the same as the Grassman outer product[5]. Doran and Lasenby used the wedge product of two vectors to express the Poisson commutator bracket commutator in Eq. (1) as[6]

$$[F, G] = (\nabla F \wedge \nabla G) \cdot J, \quad (4)$$

where J is a bivector (two form or oriented area); however, they have not used the dot product to the define the bracket's anticommutator counterpart.

b. Paraxial Optics. In paraxial meridional ray optics, a light ray is described by the height angle vector $(x, n\alpha)$, where x is the height of the light particle from the optical axis, n is the refractive index of the medium, and α is the inclination angle of the direction of propagation of light. The input (unprimed) and output (primed) light rays are related by the $ABCD$ system matrix:[7]

$$\begin{pmatrix} x' \\ n'\alpha' \end{pmatrix} = \begin{pmatrix} A & B \\ C & D \end{pmatrix} \begin{pmatrix} x \\ n\alpha \end{pmatrix}. \quad (5)$$

Though this linear transformation is known to preserve the area $dx \wedge d(n\alpha)$, we shall show that this transformation does generally preserve the angle between dx and $d(n\alpha)$.

For imaging systems, the position of the object is given by (S, x) and that of the image by (S', x') , where $S = s/n$ is the reduced distance of the object measured from the input side of the optical system, and $S' = s'/n'$ is that of the image measured from the output side. These parameters are related by the partial Moebius relations[8]

$$S' = \frac{M_{11}S + M_{21}}{M_{12}S - M_{22}}, \quad (6)$$

$$x' = \frac{-x}{M_{12}S - M_{22}}, \quad (7)$$

where M_{11} , M_{12} , M_{21} , and M_{22} are constants. We shall show that the transformation described by Eqs. (6) and (7) is not symplectic, because the area $dS \wedge dx$ is not preserved. We shall also show that this transformation does not preserve angles.

c. Outline. We shall divide the paper into five sections. The first section is Introduction. In the second section, we shall present geometric algebra, we shall discuss products of vectors and of complex vectors. In the third section, we shall summarize the matrix equations in paraxial meridional ray tracing in complex vector formalism we proposed in our previous paper[8]. We shall discuss the linear height-angle transformation and the Moebius-like distance-height transformation. In the fourth section, we shall compute the Poisson commutator and anticommutator brackets of these transformations. We shall show that the height-angle transformation preserves areas but not angles in phase space, while the distance-height transformation neither preserve areas nor angles of longitudinal objects.

2 Geometric Algebra

The Clifford (geometric) algebra $\mathcal{Cl}_{3,0}$ is a group[9] algebra over the field of real numbers. The generators of the group are the three vectors \mathbf{e}_1 , \mathbf{e}_2 , and \mathbf{e}_3 that satisfy the orthonormality relation[10]

$$\mathbf{e}_j \mathbf{e}_k + \mathbf{e}_k \mathbf{e}_j = 2\delta_{jk}, \quad (8)$$

for $j, k = 1, 2, 3$. That is,

$$\mathbf{e}_j^2 = 1, \quad (9)$$

$$\mathbf{e}_j \mathbf{e}_k = -\mathbf{e}_k \mathbf{e}_j, \quad (10)$$

for $j \neq k$. Equation (9) is called the normality axiom: a vector with a unit square has a unit norm or length. Equation (10) is the orthogonality axiom: perpendicular vectors anticommute.

2.1 Vector Products

Let \mathbf{a} and \mathbf{b} be two vectors spanned by the three unit spatial vectors in $\mathcal{Cl}_{3,0}$:

$$\mathbf{a} = a_1 \mathbf{e}_1 + a_2 \mathbf{e}_2 + a_3 \mathbf{e}_3, \quad (11)$$

$$\mathbf{b} = b_1 \mathbf{e}_1 + b_2 \mathbf{e}_2 + b_3 \mathbf{e}_3. \quad (12)$$

By the orthonormality axiom in Eq. (8), we can show that the geometric (juxtaposed) product of these two vectors is

$$\mathbf{a}\mathbf{b} = \mathbf{a} \cdot \mathbf{b} + \mathbf{a} \wedge \mathbf{b}, \quad (13)$$

where

$$\mathbf{a} \cdot \mathbf{b} = a_1 b_1 + a_2 b_2 + a_3 b_3, \quad (14)$$

$$\begin{aligned} \mathbf{a} \wedge \mathbf{b} = & \mathbf{e}_1 \mathbf{e}_2 (a_1 b_2 - a_2 b_1) + \mathbf{e}_2 \mathbf{e}_3 (a_2 b_3 - a_3 b_2) \\ & + \mathbf{e}_3 \mathbf{e}_1 (a_3 b_1 - a_1 b_3) \end{aligned} \quad (15)$$

are the inner (dot) and outer (wedge) products of the two vectors[11].

To geometrically interpret the dot and wedge products of two vectors, let us define \mathbf{a} as a vector along \mathbf{e}_1 and \mathbf{b} as the vector along \mathbf{e}_1 rotated counterclockwise about the vector \mathbf{e}_3 by an angle ϕ :

$$\mathbf{a} = a \mathbf{e}_1, \quad (16)$$

$$\mathbf{b} = \mathbf{e}_1 b \cos \phi + \mathbf{e}_2 b \sin \phi. \quad (17)$$

The product of \mathbf{a} and \mathbf{b} is

$$\mathbf{a}\mathbf{b} = ab \cos \phi + \mathbf{e}_1 \mathbf{e}_2 ab \sin \phi. \quad (18)$$

Separating the scalar and bivector parts, we get

$$\mathbf{a} \cdot \mathbf{b} = ab \cos \phi, \quad (19)$$

$$\mathbf{a} \wedge \mathbf{b} = i \mathbf{e}_3 ab \sin \phi = \mathbf{e}_1 \mathbf{e}_2 ab \sin \phi. \quad (20)$$

Thus, the scalar $\mathbf{a} \cdot \mathbf{b}$ is the product the magnitude a of vector \mathbf{a} and the component of $b \cos \phi$ of the vector \mathbf{b} along \mathbf{a} ; the bivector $\mathbf{a} \wedge \mathbf{b}$ is proportional to the area of the parallelogram defined by vectors \mathbf{a} and \mathbf{b} . (Fig. 1)

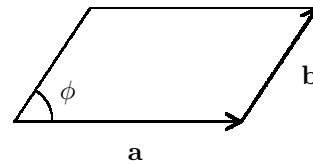


Figure 1: An oriented area $\mathbf{a} \wedge \mathbf{b}$ defined by the vectors \mathbf{a} and \mathbf{b} . The angle between the two vectors is ϕ .

The wedge product $\mathbf{a} \wedge \mathbf{b}$ in Eq. (15) may be expressed in determinant form as

$$\mathbf{a} \wedge \mathbf{b} = \begin{vmatrix} a_1 & b_1 \\ a_2 & b_2 \end{vmatrix} \mathbf{e}_1 \mathbf{e}_2 + \begin{vmatrix} a_2 & b_2 \\ a_3 & b_3 \end{vmatrix} \mathbf{e}_2 \mathbf{e}_3 + \begin{vmatrix} a_3 & b_3 \\ a_1 & b_1 \end{vmatrix} \mathbf{e}_3 \mathbf{e}_1. \quad (21)$$

Using the properties of determinants, we can show that

$$\mathbf{a} \wedge \mathbf{b} = -\mathbf{b} \wedge \mathbf{a}, \quad (22)$$

$$\mathbf{a} \wedge \mathbf{a} = 0. \quad (23)$$

The first equation states that the orientation of the directed area defined by two vectors flips if the vector factors are interchanged. The second equation states that no area can be defined by a vector and itself.

The dot product is a grade-lowering operation; the wedge product is a grade-raising operation. That is,

$$\mathbf{a} \cdot \mathbf{b} = \langle \mathbf{ab} \rangle_{|1-1|} = \langle \mathbf{ab} \rangle_0, \quad (24)$$

$$\mathbf{a} \wedge \mathbf{b} = \langle \mathbf{ab} \rangle_{|1+1|} = \langle \mathbf{ab} \rangle_2, \quad (25)$$

where the angle brackets $\langle \mathbf{ab} \rangle_{|g|}$ denotes the extraction the g -vector part of \mathbf{ab} . In other words, the grade of $\mathbf{a} \cdot \mathbf{b}$ is the sum of the grades of \mathbf{a} and \mathbf{b} ; the grade of $\mathbf{a} \wedge \mathbf{b}$ is the difference of the grades of \mathbf{a} and \mathbf{b} .

2.2 Hodge Map and Spatial Inversion

Let us denote the product of the three orthonormal vectors \mathbf{e}_1 , \mathbf{e}_2 , and \mathbf{e}_3 by i : [12]

$$i = \mathbf{e}_1 \mathbf{e}_2 \mathbf{e}_3. \quad (26)$$

The geometric interpretation of i is an oriented volume.

We chose the notation i because the trivector behaves like a true unit imaginary scalar. That is, its square is -1 ,

$$\begin{aligned} i^2 &= \mathbf{e}_1 \mathbf{e}_2 \mathbf{e}_3 \mathbf{e}_1 \mathbf{e}_2 \mathbf{e}_3 = \mathbf{e}_1^2 \mathbf{e}_2 \mathbf{e}_3 \mathbf{e}_2 \mathbf{e}_3 \\ &= -\mathbf{e}_1^2 \mathbf{e}_2^2 \mathbf{e}_3^2 = -1, \end{aligned} \quad (27)$$

by the orthonormality axiom in Eq. (8), and that it commutes with vectors,

$$i \mathbf{e}_1 = \mathbf{e}_2 \mathbf{e}_3 = \mathbf{e}_1 i, \quad (28)$$

$$i \mathbf{e}_2 = \mathbf{e}_3 \mathbf{e}_1 = \mathbf{e}_2 i, \quad (29)$$

$$i \mathbf{e}_3 = \mathbf{e}_1 \mathbf{e}_2 = \mathbf{e}_3 i. \quad (30)$$

Notice that the trivector i transforms a vector into a bivector (and a bivector into a vector). This transformation is called a Hodge map or a duality transformation.

Using the relations in Eq. (28) to (30), we can show that the wedge product $\mathbf{a} \wedge \mathbf{b}$ is related to the cross product $\mathbf{a} \times \mathbf{b}$ by a Hodge map:

$$\mathbf{a} \wedge \mathbf{b} = i(\mathbf{a} \times \mathbf{b}), \quad (31)$$

where

$$\begin{aligned} \mathbf{a} \times \mathbf{b} &= (a_2 b_3 - a_3 b_2) \mathbf{e}_1 + (a_3 b_1 - a_1 b_3) \mathbf{e}_2 \\ &\quad + (a_1 b_2 - a_2 b_1) \mathbf{e}_3. \end{aligned} \quad (32)$$

Geometrically, the bivector $\mathbf{a} \wedge \mathbf{b}$ is the oriented plane with $\mathbf{a} \times \mathbf{b}$ as its associated normal vector. (Fig. 2)

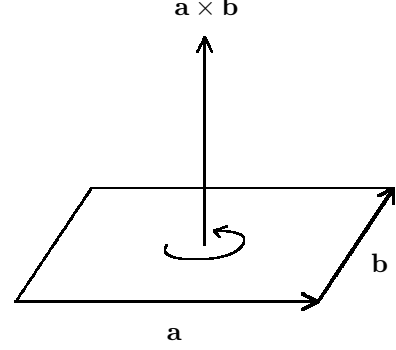


Figure 2: The oriented plane $\mathbf{a} \wedge \mathbf{b}$ and its normal vector $\mathbf{a} \times \mathbf{b}$.

Substituting the Hodge map relation in Eq. (31) back to the juxtaposed product expansion in Eq. (13), we get [13]

$$\mathbf{ab} = \mathbf{a} \cdot \mathbf{b} + i(\mathbf{a} \times \mathbf{b}). \quad (33)$$

This equation is similar to the Pauli identity in Quantum Mechanics, except for the absence of the Pauli $\hat{\sigma}$ -matrices.

In general, every element \hat{A} in $\mathcal{Cl}_{3,0}$ may be expressed as a sum of a scalar, a vector, a bivector (imaginary vector), and a trivector (imaginary scalar): [13]

$$\hat{A} = A_0 + \mathbf{A}_1 + i\mathbf{A}_2 + iA_3. \quad (34)$$

We call such a sum a cliffor. The spatial inverse of the cliffor \hat{A} is [14]

$$\hat{A}^\dagger = A_0 - \mathbf{A}_1 + i\mathbf{A}_2 - iA_3. \quad (35)$$

That is, the spatial inversion operator (\dagger) flips the signs of vectors and trivectors, but leaves scalars and bivectors unchanged. The other term for spatial inversion is automorphic grade involution [15].

Other properties of the spatial inversion operator are as follows:

$$(\hat{A} + \hat{B})^\dagger = \hat{A}^\dagger + \hat{B}^\dagger, \quad (36)$$

$$(\hat{A}\hat{B})^\dagger = \hat{A}^\dagger \hat{B}^\dagger, \quad (37)$$

$$(\hat{A}^\dagger)^\dagger = \hat{A}. \quad (38)$$

These properties can be derived from the definition of the spatial inverse of \hat{A} in terms of the unit vector $\mathbf{e}_0 = \mathbf{e}_4$ in $Cl_{4,0}$ that is orthogonal to \mathbf{e}_1 , \mathbf{e}_2 , and \mathbf{e}_3 : [14]

$$\hat{A}\mathbf{e}_0 = \mathbf{e}_0\hat{A}^\dagger. \quad (39)$$

Notice that spatial inversion does not flip the order of the products, unlike in the case of the reversion [16] (though they share the same dagger notation).

2.3 Complex Vector Products

Let \hat{r} and \hat{r}' be complex vectors:

$$\hat{r} = \mathbf{a} + i\mathbf{b}, \quad (40)$$

$$\hat{r}' = \mathbf{c} + i\mathbf{d}. \quad (41)$$

The product of \hat{r} and \hat{r}' is

$$\hat{r}\hat{r}' = (\mathbf{a} + i\mathbf{b})(\mathbf{c} + i\mathbf{d}). \quad (42)$$

Separating the scalar, vector, bivector, and trivector parts of Eq. (42), we get

$$\langle \hat{r}\hat{r}' \rangle_0 = \mathbf{a} \cdot \mathbf{c} - \mathbf{b} \cdot \mathbf{d}, \quad (43)$$

$$\langle \hat{r}\hat{r}' \rangle_1 = -\mathbf{a} \times \mathbf{d} - \mathbf{b} \times \mathbf{c}, \quad (44)$$

$$\langle \hat{r}\hat{r}' \rangle_2 = i(\mathbf{a} \times \mathbf{c} - \mathbf{b} \times \mathbf{d}), \quad (45)$$

$$\langle \hat{r}\hat{r}' \rangle_3 = i(\mathbf{a} \cdot \mathbf{d} + \mathbf{b} \cdot \mathbf{c}). \quad (46)$$

Take note of Eq. (44).

On the other hand, the product of \hat{r} and \hat{r}'^\dagger is

$$\hat{r}\hat{r}'^\dagger = (\mathbf{a} + i\mathbf{b})(-\mathbf{c} + i\mathbf{d}). \quad (47)$$

Separating the scalar, vector, bivector, and trivector parts of Eq. (47), we get

$$\langle \hat{r}\hat{r}'^\dagger \rangle_0 = -\mathbf{a} \cdot \mathbf{c} - \mathbf{b} \cdot \mathbf{d}, \quad (48)$$

$$\langle \hat{r}\hat{r}'^\dagger \rangle_1 = -\mathbf{a} \times \mathbf{d} + \mathbf{b} \times \mathbf{c}, \quad (49)$$

$$\langle \hat{r}\hat{r}'^\dagger \rangle_2 = i(-\mathbf{a} \times \mathbf{c} - \mathbf{b} \times \mathbf{d}), \quad (50)$$

$$\langle \hat{r}\hat{r}'^\dagger \rangle_3 = i(\mathbf{a} \cdot \mathbf{d} - \mathbf{b} \cdot \mathbf{c}). \quad (51)$$

Take note of Eq. (48).

To clarify the geometric interpretations of Eqs. (44) and (48), let us go to the complex vector phase space and replace the imaginary parts by vectors. (Though this procedure is strictly not allowed, it is still pedagogically instructive.) That is, we write

$$\mathbf{r} = \mathbf{a} + \mathbf{b}, \quad (52)$$

$$\mathbf{r}' = \mathbf{c} + \mathbf{d}. \quad (53)$$

The product of the vectors \mathbf{r} and \mathbf{r}' is

$$\mathbf{r}\mathbf{r}' = (\mathbf{a} + \mathbf{b})(\mathbf{c} + \mathbf{d}). \quad (54)$$

Separating the scalar and bivector parts of Eq. (54) yields

$$\mathbf{r} \cdot \mathbf{r}' = \mathbf{a} \cdot \mathbf{c} + \mathbf{a} \cdot \mathbf{d} + \mathbf{b} \cdot \mathbf{c} + \mathbf{b} \cdot \mathbf{d}, \quad (55)$$

$$i(\mathbf{r} \times \mathbf{r}') = i(\mathbf{a} \times \mathbf{c} + \mathbf{a} \times \mathbf{d} + \mathbf{b} \times \mathbf{c} + \mathbf{b} \times \mathbf{d}). \quad (56)$$

Note that the scalar part is proportional to the cosine of the angle between \mathbf{r} and \mathbf{r}' , while the magnitude of the bivector part is the area defined by \mathbf{r} and \mathbf{r}' .

If we assume that $\mathbf{a} \parallel \mathbf{c}$, $\mathbf{b} \parallel \mathbf{d}$, and $\mathbf{a} \perp \mathbf{b}$, then

$$\mathbf{a} \cdot \mathbf{d} = \mathbf{b} \cdot \mathbf{c} = \mathbf{a} \times \mathbf{c} = \mathbf{b} \times \mathbf{d} = 0. \quad (57)$$

Substituting these results back to Eqs. (55) and (56), we obtain

$$\mathbf{r} \cdot \mathbf{r}' = \mathbf{a} \cdot \mathbf{c} + \mathbf{b} \cdot \mathbf{d}, \quad (58)$$

$$i(\mathbf{r} \times \mathbf{r}') = i(\mathbf{a} \times \mathbf{d} + \mathbf{b} \times \mathbf{c}). \quad (59)$$

Notice that $\mathbf{r} \cdot \mathbf{r}'$ is the negative of that $\langle \hat{r}\hat{r}'^\dagger \rangle_0$ in Eq. (48), and that the area $|\mathbf{r} \times \mathbf{r}'|$ is the same as the magnitude of $\langle \hat{r}\hat{r}' \rangle_1$ in Eq. (44). Later, we shall use these results later when we define the Poisson commutator and anti-commutator brackets in complex vector spaces. (Fig. 3)

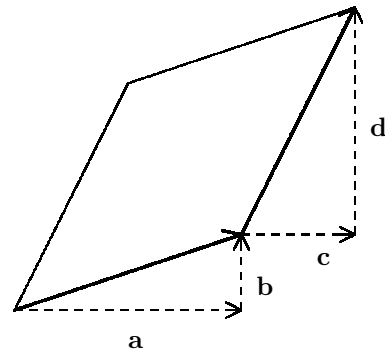


Figure 3: The oriented area $(\mathbf{a} + \mathbf{b}) \wedge (\mathbf{c} + \mathbf{d})$. This only serves as a way of visualizing the phase plane defined by the complex vectors $\hat{r} = \mathbf{a} + i\mathbf{b}$ and $\hat{r}' = \mathbf{c} + i\mathbf{d}$.

3 Matrix Optics

3.1 Height-Angle Relations

In matrix optics, a height-angle ray vector \hat{r} may be described by a complex column vector, which we shall interpret in terms of the orthonormal vectors \mathbf{e}_1 pointing upward and \mathbf{e}_2 pointing out of the paper: [17]

$$\hat{r} = \begin{pmatrix} x \\ in\alpha \end{pmatrix} = x\mathbf{e}_1 + in\alpha\mathbf{e}_2, \quad (60)$$

where x is the height of the light particle with respect to the optical axis \mathbf{e}_3 pointing to the right, n is the refractive index of the medium containing the light particle, and α is the counterclockwise paraxial angle of inclination of the direction of propagation of the light particle (Fig. 4). Note that the imaginary number $i = \mathbf{e}_1\mathbf{e}_2\mathbf{e}_3$ is a trivector, and $i\mathbf{e}_2 = \mathbf{e}_3\mathbf{e}_1$ is the zx -plane (bivector) containing the angle $n\alpha$.

Let \mathbf{M} be a complex system matrix,

$$\mathbf{M} = \begin{pmatrix} A & -iC \\ -iB & D \end{pmatrix}, \quad (61)$$

and let its determinant be unity,

$$|\mathbf{M}| = AD + BC = 1. \quad (62)$$

Notice that because of the presence of the imaginary numbers, the determinant is not a difference, as given in the literature, but a sum.

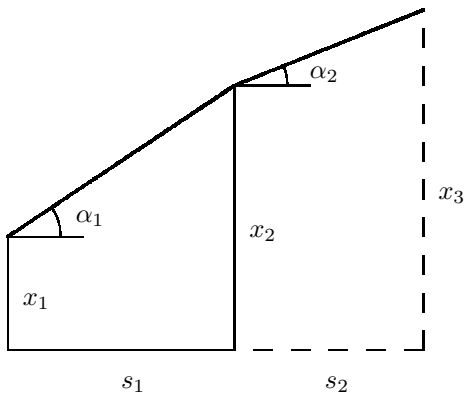


Figure 4: A paraxial ray with height x_1 and inclination angle α_1 moves to the right by a distance s_1 until it hits an refracting surface. The height of the ray becomes x_2 and its inclination angle changes to α_2 .

When a light particle, characterized by its height-angle ray vector \hat{r} , enters the (left) input side of an optical system described by the right-acting matrix \mathbf{M} , the height-angle ray vector of the light particle changes into \hat{r}' at the (right) output side. In other words,

$$\hat{r}' = \mathbf{M}^T \cdot \hat{r} = \hat{r} \cdot \mathbf{M}. \quad (63)$$

That is,[18]

$$\begin{aligned} \begin{pmatrix} x' \\ in\alpha' \end{pmatrix} &= \begin{pmatrix} A & -iB \\ -iC & D \end{pmatrix} \begin{pmatrix} x \\ in\alpha \end{pmatrix} \\ &= \begin{pmatrix} x \\ in\alpha \end{pmatrix} \begin{pmatrix} A & -iC \\ -iB & D \end{pmatrix}. \end{aligned} \quad (64)$$

Separating the \mathbf{e}_1 and $i\mathbf{e}_2$ components of Eq. (64), we get

$$x' = Ax + Bn\alpha \quad (65)$$

$$n'\alpha' = -Cx + Dn\alpha. \quad (66)$$

Except for the sign of C , these equations are similar to those in the literature.

3.2 Distance-Height Relations




Figure 5: In an imaging system, rays leaving a point source converge to a point. The distance of the object to the left input side of the black box is S , while that of the image from the right output side is S' .

Let \mathbf{r} be the position of an object point measured from the input side of the black box and let \mathbf{r}' be the image point measured from the output side (Fig. 5):

$$\mathbf{r} = -S\mathbf{e}_3 + x\mathbf{e}_1, \quad (67)$$

$$\mathbf{r}' = S'\mathbf{e}_3 + x'\mathbf{e}_1, \quad (68)$$

where

$$S = s/n, \quad (69)$$

$$S' = s'/n' \quad (70)$$

are the reduced object and image distances, while x and x' are the object and image heights. At these two points the complex height-angle ray vectors are given by \hat{r} and \hat{r}' , respectively.

Let us decompose the system matrix $\hat{\mathbf{M}}$ as the product of a propagation matrix \mathbf{S} , a box matrix \mathbf{M}_{box} , and \mathbf{M}'_S :[19]

$$\mathbf{M} = \mathbf{M}_S \mathbf{M}_{\text{box}} \mathbf{M}'_S, \quad (71)$$

where

$$\mathbf{M}_S = \begin{pmatrix} 1 & 0 \\ -iS & 1 \end{pmatrix} \quad (72)$$

$$\mathbf{M}_{\text{box}} = \begin{pmatrix} M_{11} & -iM_{12} \\ -iM_{21} & M_{22} \end{pmatrix} \quad (73)$$

$$\mathbf{M}'_S = \begin{pmatrix} 1 & 0 \\ -iS' & 1 \end{pmatrix} \quad (74)$$

Notice that since M , M_S , and $M_{S'}$ have a unit determinant, then M_{box} must also have a unit determinant:

$$|M_{\text{box}}| = M_{11}M_{22} + M_{12}M_{21}. \quad (75)$$

The transpose of Eq. (71) is

$$M^T = M_{S'}^T M_{\text{box}}^T M_S^T. \quad (76)$$

Taking the transpose of the matrix M in Eq. (61) and substituting the result in Eq. (76), we arrive at

$$A = M_{11} - M_{12}S', \quad (77)$$

$$B = M_{21} + M_{22}S' + M_{11}S - M_{12}SS', \quad (78)$$

$$C = M_{12}, \quad (79)$$

$$D = M_{22} - M_{12}S, \quad (80)$$

after carrying out the matrix products and separating the matrix coefficients.

Now, if \mathbf{r} and \mathbf{r}' in Eqs. (67) and (68) are positions of the object and image points, then the object and image heights x and x' are constants, so that the output ray angle α' depends only on the input ray angle α :

$$\alpha' = \alpha'(\alpha). \quad (81)$$

Thus, taking the partial derivative of Eqs. (65) and (66) with respect to $n\alpha$, we get

$$0 = B, \quad (82)$$

$$\frac{\partial(n'\alpha')}{\partial(n\alpha)} = D. \quad (83)$$

Our interest in this paper is only with the first equation.

Substituting Eq. (78) into Eqs. (65) and (82) and solving for the reduced distance S' and the image height x' , we obtain[8]

$$S' = \frac{M_{11}S + M_{21}}{M_{12}S - M_{22}} = -m_x(M_{11}S + M_{21}), \quad (84)$$

$$x' = -\frac{x}{M_{12}S - M_{22}} = m_x x, \quad (85)$$

where

$$m_x = \frac{x'}{x} = \frac{-1}{M_{12}S - M_{22}} = \frac{1}{D}. \quad (86)$$

is the transverse magnification of the system. Notice that the reduced output distance S' is a Moebius transform of the reduced input distance S .

4 Image Manifold

4.1 Height-Angle Phase Space

a. Object Phase Rectangle. In the height-angle phase space, let us construct a rectangle of height dx

and width $d(n\alpha)$:

$$\hat{r}_1 = x\mathbf{e}_1 + n\alpha i\mathbf{e}_2, \quad (87)$$

$$\hat{r}_2 = (x + dx)\mathbf{e}_1 + n\alpha i\mathbf{e}_2, \quad (88)$$

$$\hat{r}_3 = (x + dx)\mathbf{e}_1 + (n\alpha + d(n\alpha))i\mathbf{e}_2, \quad (89)$$

$$\hat{r}_4 = x\mathbf{e}_1 + (n\alpha + d(n\alpha))i\mathbf{e}_2, \quad (90)$$

where \hat{r}_1 , \hat{r}_2 , \hat{r}_3 , and \hat{r}_4 are consecutive vertices of the rectangle for a counterclockwise path. (Fig. 6)

The two consecutive sides of the rectangle starting from \hat{r}_1 are

$$\hat{r}_{12} = \hat{r}_2 - \hat{r}_1 = dx\mathbf{e}_1, \quad (91)$$

$$\hat{r}_{23} = \hat{r}_3 - \hat{r}_2 = d(n\alpha)i\mathbf{e}_2. \quad (92)$$

The product of these two oriented sides is

$$\hat{r}_{12}\hat{r}_{23} = -dx d(n\alpha)\mathbf{e}_3, \quad (93)$$

because $\mathbf{e}_1 i\mathbf{e}_2 = -\mathbf{e}_3$. Notice that Eq. (93) is a pure vector, whose magnitude is the area of the phase space rectangle, as given by Eqs. (59) and (44).

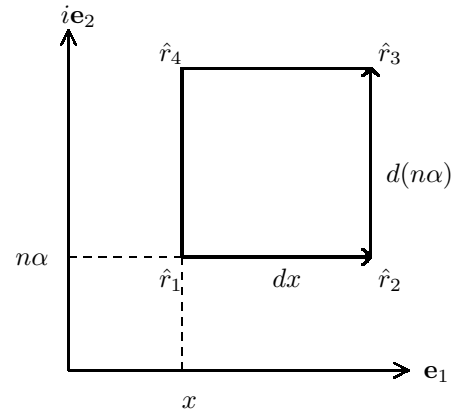


Figure 6: An oriented area in phase space defined by $dx\mathbf{e}_1$ and $d(n\alpha)i\mathbf{e}_2$.

On the other hand, the product of \hat{r}_{12} and \hat{r}_{23}^\dagger is

$$\hat{r}_{12}\hat{r}_{23}^\dagger = dx d(n\alpha)\mathbf{e}_3, \quad (94)$$

which is also a pure vector. Notice that the vanishing of the scalar component means that the sides of the phase rectangle defined by \hat{r}_{12} and \hat{r}_{23} are indeed perpendicular, as given by Eqs. (48) and (58).

b. Image Phase Rectangle. Since x' and α' are functions of x and α , then by the definition of the total differential, we have

$$dx' = \frac{\partial x'}{\partial x} dx + \frac{\partial x'}{\partial(n\alpha)} d(n\alpha), \quad (95)$$

$$d(n'\alpha') = \frac{\partial(n'\alpha')}{\partial x} dx + \frac{\partial(n'\alpha')}{\partial(n\alpha)} d(n\alpha). \quad (96)$$

Using these differential expansions, we can show that the image of the phase rectangle defined by the points \hat{r}_1 to \hat{r}_4 in Eqs. (87) to (90) is parallelogram defined by the following points:

$$\hat{r}'_1 = x' \mathbf{e}_1 + n' \alpha' i \mathbf{e}_2, \quad (97)$$

$$\hat{r}'_2 = \left(x' + \frac{\partial x'}{\partial x} dx\right) \mathbf{e}_1 + \left(n' \alpha' + \frac{\partial(n' \alpha')}{\partial x} dx\right) i \mathbf{e}_2, \quad (98)$$

$$\begin{aligned} \hat{r}'_3 &= \left(x' + \frac{\partial x'}{\partial x} dx + \frac{\partial x'}{\partial(n\alpha)} d(n\alpha)\right) \mathbf{e}_1 \\ &+ \left(n' \alpha' + \frac{\partial(n' \alpha')}{\partial x} dx + \frac{\partial(n' \alpha')}{\partial(n\alpha)} d(n\alpha)\right) i \mathbf{e}_2, \quad (99) \end{aligned}$$

$$\begin{aligned} \hat{r}'_4 &= \left(x' + \frac{\partial x'}{\partial(n\alpha)} d(n\alpha)\right) \mathbf{e}_1 \\ &+ \left(n' \alpha' + \frac{\partial(n' \alpha')}{\partial(n\alpha)} d(n\alpha)\right) i \mathbf{e}_2. \quad (100) \end{aligned}$$

Notice that $dx = 0$ at points \hat{r}_1 and \hat{r}_4 , and $d(n\alpha) = 0$ at points \hat{r}_1 and \hat{r}_2 ; both dx and $d(n\alpha)$ are nonzero at point \hat{r}_3 . (Fig. 7)

The two consecutive sides of the parallelogram image starting from \hat{r}_1 are

$$\hat{r}'_{12} = \frac{\partial x'}{\partial x} dx \mathbf{e}_1 + \frac{\partial(n' \alpha')}{\partial x} dx i \mathbf{e}_2, \quad (101)$$

$$\hat{r}'_{23} = \frac{\partial x'}{\partial(n\alpha)} d(n\alpha) \mathbf{e}_1 + \frac{\partial(n' \alpha')}{\partial(n\alpha)} d(n\alpha) i \mathbf{e}_2. \quad (102)$$

Their product is a scalar-vector clifford:

$$\begin{aligned} \hat{r}'_{12} \hat{r}'_{23} &= \left(\frac{\partial x'}{\partial x} \frac{\partial x'}{\partial(n\alpha)} - \frac{\partial(n' \alpha')}{\partial x} \frac{\partial(n' \alpha')}{\partial(n\alpha)} \right) dx d(n\alpha) - \\ &\mathbf{e}_3 \left(\frac{\partial x'}{\partial x} \frac{\partial(n' \alpha')}{\partial(n\alpha)} - \frac{\partial(n' \alpha')}{\partial x} \frac{\partial x'}{\partial(n\alpha)} \right) dx d(n\alpha). \quad (103) \end{aligned}$$

Notice that the magnitude of the vector part is the area of the parallelogram in the image phase space. The ratio of this area with that of the object in the vector part of Eq. (93) is

$$\{x', n' \alpha'\}_{x, n\alpha} = \frac{\partial x'}{\partial x} \frac{\partial(n' \alpha')}{\partial(n\alpha)} - \frac{\partial(n' \alpha')}{\partial x} \frac{\partial x'}{\partial(n\alpha)}, \quad (104)$$

which is the Poisson commutator bracket. We shall later show that this commutator is an invariant[20] that is equal to unity.

On the other hand, the product of \hat{r}'_{12} and \hat{r}'_{23}^\dagger is

$$\begin{aligned} \hat{r}'_{12} \hat{r}'_{23}^\dagger &= - \left(\frac{\partial x'}{\partial x} \frac{\partial x'}{\partial(n\alpha)} + \frac{\partial(n' \alpha')}{\partial x} \frac{\partial(n' \alpha')}{\partial(n\alpha)} \right) dx d(n\alpha) - \\ &\mathbf{e}_3 \left(\frac{\partial x'}{\partial x} \frac{\partial(n' \alpha')}{\partial(n\alpha)} + \frac{\partial(n' \alpha')}{\partial(n\alpha)} \frac{\partial x'}{\partial x} \right) dx d(n\alpha). \quad (105) \end{aligned}$$

Since the scalar part does not vanish, then the sides \hat{r}'_{12} and \hat{r}'_{23} of the image parallelogram in phase space are not perpendicular. For convenience, let us write the scalar part coefficient of $dx d(n\alpha)$ as

$$\{x', n' \alpha'\}_{x, n\alpha} = - \left(\frac{\partial x'}{\partial x} \frac{\partial x'}{\partial(n\alpha)} + \frac{\partial(n' \alpha')}{\partial x} \frac{\partial(n' \alpha')}{\partial(n\alpha)} \right). \quad (106)$$

We shall refer to this as a Poisson anticommutator bracket.

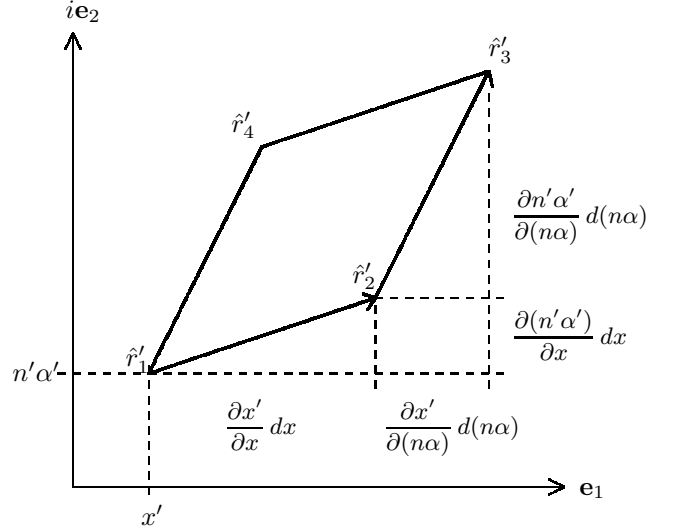


Figure 7: An oriented area in phase space defined by $dx' = \hat{r}'_2 - \hat{r}'_1$ and $id(n' \alpha') = \hat{r}'_3 - \hat{r}'_2$.

c. Symplectic Condition. The differentials of Eqs. (65) and (66) are

$$dx' = A dx + B d(n\alpha), \quad (107)$$

$$d(n' \alpha') = -C dx + D n\alpha. \quad (108)$$

Comparing these equations with Eqs. (95) and (96), we arrive at

$$A = \frac{\partial x'}{\partial x}, \quad B = \frac{\partial x'}{\partial(n\alpha)}, \quad (109)$$

$$-C = \frac{\partial(n' \alpha')}{\partial x}, \quad D = \frac{\partial(n' \alpha')}{\partial(n\alpha)}. \quad (110)$$

Except for the sign of C , these equations are the known partial derivative expressions for the system matrix parameters.[21]

Using the relations in Eqs. (109) and (110), the Poisson bracket expressions in Eqs. (106) and (104) simplifies to

$$\{x', n' \alpha'\}_{x, n\alpha} = -(AB - CD), \quad (111)$$

$$\{x', n' \alpha'\}_{x, n\alpha} = AD + BC = 1, \quad (112)$$

where we used Eq. (62). The first equation states that in the phase space, image parallelogram does not preserve the perpendicularity of the sides of the original object parallelogram, while the second equation states that the object and image parallelograms have the same area. This last condition means that the transformation defined in Eqs. (65) and (66) is symplectic.

4.2 Distance-Height Phase Space

a. Object Rectangle. Let us define a rectangular longitudinal object of length dS and height dx :

$$\mathbf{r}_1 = -S\mathbf{e}_3 + x\mathbf{e}_1, \quad (113)$$

$$\mathbf{r}_2 = (-S + dS)\mathbf{e}_3 + x\mathbf{e}_1, \quad (114)$$

$$\mathbf{r}_3 = (-S + dS)\mathbf{e}_3 + (x + dx)\mathbf{e}_1, \quad (115)$$

$$\mathbf{r}_4 = -S\mathbf{e}_3 + (x + dx)\mathbf{e}_1, \quad (116)$$

where \mathbf{r}_1 , \mathbf{r}_2 , \mathbf{r}_3 , and \mathbf{r}_4 are the four consecutive vertices of the rectangle for a counterclockwise path. (Fig. 8)

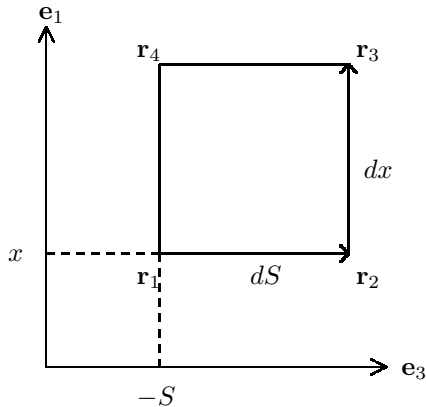


Figure 8: An oriented area defined by $dS\mathbf{e}_3$ and $dx\mathbf{e}_1$.

The two successive sides of the rectangle are

$$\mathbf{r}_{12} = \mathbf{r}_2 - \mathbf{r}_1 = dS\mathbf{e}_3, \quad (117)$$

$$\mathbf{r}_{23} = \mathbf{r}_3 - \mathbf{r}_2 = dx\mathbf{e}_1. \quad (118)$$

Their product is

$$\mathbf{r}_{12}\mathbf{r}_{23} = dS dx \mathbf{e}_3\mathbf{e}_1, \quad (119)$$

so that

$$\mathbf{r}_{12} \cdot \mathbf{r}_{23} = 0, \quad (120)$$

$$\mathbf{r}_{12} \wedge \mathbf{r}_{23} = dS dx \mathbf{e}_3\mathbf{e}_1. \quad (121)$$

Thus, the sides of the rectangle are perpendicular and the area of the rectangle is $dS dx$.

a. Image Parallelogram. The differential of \mathbf{r}' in Eq. (68) is

$$d\mathbf{r}' = dS'\mathbf{e}_3 + dx'\mathbf{e}_1, \quad (122)$$

where

$$dS' = \frac{\partial S'}{\partial S}dS + \frac{\partial S'}{\partial x}dx, \quad (123)$$

$$dx' = \frac{\partial x'}{\partial S}dS + \frac{\partial x'}{\partial x}dx, \quad (124)$$

by the definition of a total differential.

Taking the partial derivatives of S' and x' in Eqs. (84) and (85) with respect to S and x , we get

$$\frac{\partial S'}{\partial S} = -\frac{1}{(M_{12}S - M_{22})^2} = -m_x^2, \quad (125)$$

$$\frac{\partial S'}{\partial x} = 0, \quad (126)$$

$$\frac{\partial x'}{\partial S} = -\frac{M_{12}x}{(M_{12}S - M_{22})^2} = -m_x^2 M_{12}x, \quad (127)$$

$$\frac{\partial x'}{\partial x} = -\frac{1}{(M_{12}S - M_{22})} = m_x, \quad (128)$$

where we used the unit determinant property of M_{box} in Eq. (75) and the relation for the transverse magnification m_x in Eq. (86). Notice that Eq. (125) is the same as the expression for longitudinal magnification for infinitesimal longitudinal displacement[22].

Now, the image of the points \mathbf{r}_1 , \mathbf{r}_2 , \mathbf{r}_3 , and \mathbf{r}_4 in Eq. (113) to (116) are

$$\mathbf{r}'_1 = S'\mathbf{e}_3 + x'\mathbf{e}_1, \quad (129)$$

$$\mathbf{r}'_2 = (S' + \frac{\partial S'}{\partial S}dS)\mathbf{e}_3 + (x' + \frac{\partial x'}{\partial S}dS)\mathbf{e}_1, \quad (130)$$

$$\begin{aligned} \mathbf{r}'_3 &= (S' + \frac{\partial S'}{\partial S}dS + \frac{\partial S'}{\partial x}dx)\mathbf{e}_3 \\ &+ (x' + \frac{\partial x'}{\partial S}dS + \frac{\partial x'}{\partial x}dx)\mathbf{e}_1, \end{aligned} \quad (131)$$

$$\mathbf{r}'_4 = (S' + \frac{\partial S'}{\partial x}dx)\mathbf{e}_3 + (x' + \frac{\partial x'}{\partial x}dx)\mathbf{e}_1, \quad (132)$$

respectively. Notice that these points now define a parallelogram. (Fig. 9)

The two successive sides of the rectangle are

$$\mathbf{r}'_{12} = \frac{\partial S'}{\partial S}dS\mathbf{e}_3 + \frac{\partial x'}{\partial S}dS\mathbf{e}_1, \quad (133)$$

$$\mathbf{r}'_{23} = \frac{\partial S'}{\partial x}dx\mathbf{e}_3 + \frac{\partial x'}{\partial x}dx\mathbf{e}_1 \quad (134)$$

Their product is

$$\mathbf{r}'_{12}\mathbf{r}'_{23} = \mathbf{r}'_{12} \cdot \mathbf{r}'_{23} + \mathbf{r}'_{12} \wedge \mathbf{r}'_{23} \quad (135)$$

References

- [1] Jerrold E. Marsden and Tudor S. Ratiu, *Introduction to Mechanics and Symmetry: A Basic Exposition of Classical Mechanical systems* (Springer-Verlag, New York, 1994), p. 4.
- [2] Louis Hand and Janet D. Finch, *Analytical Mechanics* (Cambridge U. P., Cambridge, U.K., 1998), p. 217.
- [3] Chris Golé, “Symplectic maps,” *Scholarpedia* (15 Nov 2008). 12 Dec 2008
<http://www.scholarpedia.org/article/Symplectic_maps>
- [4] David Hestenes, “Oersted medal lecture 2002: Reforming the mathematical language of physics,” *Am. J. Phys.* **71**(2), 104–121 (2003). See p. 107.
- [5] C. Doran, D. Hestenes, F. Sommen, and N. Van Acker, “Lie groups as spin groups,” *J. Math. Phys.* **34**(8), 3642–3669 (1993). See Eqs. (2.1) to (2.2).
- [6] Chris Doran and Anthony A. Lasenby, *Geometric Algebra for Physicists* (Cambridge U. P., Cambridge, U.K., 2003), p. 436.
- [7] Moshe Nazarathy and Joseph Shamir, “First-order optics—a canonical operator representation: lossless systems,” *J. Opt. Soc. Am.* **72**(3), 356–364 (1982). See p. 358.
- [8] Quirino M. Sugon Jr. and Daniel J. McNamara, “Revisiting 2x2 matrix optics: Complex vectors, Fermion combinatorics, and Lagrange invariants,” arXiv:0812.0664v1 [physics.optics] (3 Dec 2008). See p. 8.
- [9] Quirino M. Sugon Jr. and Daniel J. McNamara, “Taxonomy of Clifford $\mathcal{Cl}_{3,0}$ subgroups: choir and band groups,” arXiv:0809.0351v1 [math-ph] (2 Sep 2008). See pp. 2–3.
- [10] William E. Baylis, J. Huschilt, and Jiansu Wei, “Why i?” *Am. J. Phys.* **60**(9), 788–797 (1992). See p. 789.
- [11] Bernard Jancewicz, *Multivectors and Clifford Algebra in Electrodynamics* (World Scientific, Singapore, 1988), p. 8.
- [12] See Ref. [10], p. 790.
- [13] See Ref. [4], p. 110.
- [14] Quirino M. Sugon Jr. and Daniel J. McNamara, “Electromagnetic energy-momentum equation without tensors: a geometric algebra approach,” arXiv:0807.1382v1 [physics.class-ph] (9 Jul 2008). See p. 2.
- [15] William E. Baylis, ed., *Clifford (Geometric) Algebras with Applications to Physics, Mathematics, and Engineering* (Birkhäuser, Boston, 1996), p. 4.
- [16] Terje G. Vold, “An introduction in geometric algebra with an application in rigid body mechanics,” *Am. J. Phys.* **61**(6), 491–504 (1993). See p. 499.
- [17] See Ref. [8], p. 3.
- [18] See Ref. [8], p. 4.
- [19] See Ref. [8], p. 6.
- [20] Douglas S. Goodman, “General Principles of Geometric Optics,” in *Handbook of Optics*, chapter 1 of vol. 1, *Fundamentals, Techniques, and Design* (McGraw-Hill, New York, 1995), p. 71.
- [21] Bryan Stone, “Determination of initial ray configuration for asymmetric systems,” *J. Opt. Soc. Am.* **14**(12), 3415–3429 (1997). See p. 3416.
- [22] Pantazis Mouroulis and John MacDonald, *Geometrical Optics and Optical Design* (Oxford U. P., New York, 1997), p. 58.
- [23] Miles V. Klein and Thomas E. Furtak, *Optics* (John Wiley & Sons, New York, 1986), p. 179.