

Impurity-induced frustration in correlated oxides

Cheng-Wei Liu,¹ Shiu Liu,² Ying-Jer Kao,¹ A. L. Chernyshev,² and Anders W. Sandvik^{3,1}

¹Department of Physics, National Taiwan University, Taipei, Taiwan 106

²Department of Physics and Astronomy, University of California, Irvine, California 92697

³Department of Physics, Boston University, 590 Commonwealth Ave., Boston, Massachusetts 02215

(Dated: March 13, 2019)

Using the example of Zn-doped La_2CuO_4 , we demonstrate that a spinless impurity doped into a non-frustrated antiferromagnet can induce substantial frustrating interactions among the spins surrounding it. This counterintuitive result is the key to resolving discrepancies between experimental data and earlier theories. Analytic and quantum Monte Carlo studies of the impurity-induced frustration are in a close accord with each other and experiments. The mechanism proposed here should be common to other correlated oxides as well.

PACS numbers: 75.10.Jm, 75.30.Ds, 78.70.Nx

Impurities are known to be an effective tool to locally perturb quantum systems, thereby revealing important information about their microscopic interactions and correlations [1]. A well studied example of a strongly correlated quantum system in which effects of such impurity doping can be investigated is La_2CuO_4 —one of the most important cuprate superconductor parent compounds. In its pristine form, this material is a two-dimensional (2D) spin- $\frac{1}{2}$ Heisenberg antiferromagnet (AF) [2]. It is believed that the substitution of Cu^{2+} ($S = \frac{1}{2}$) ions by spinless Zn^{2+} represents a good realization of the site-diluted Heisenberg hamiltonian [3, 4, 5, 6]. In this Letter, we demonstrate that there exists a significant *qualitative* correction to the dilution picture. Impurities can induce substantial *frustrating interactions* between nearby spins. Not only does this effect explain discrepancies between experimental data and the dilution-only theories for $\text{La}_2\text{Cu}_{1-x}\text{Zn}_x\text{O}_4$, but it may also be important for a variety of other phenomena in diluted magnets and doped Mott insulators. Our mechanism for such an effect should be common to many charge-transfer insulators, including oxides of transition metals.

We propose that the presence of extra degrees of freedom due to oxygen orbitals necessarily results in frustrating terms in the corresponding low-energy spin hamiltonian of the Zn-doped system, which are absent in the dilution-only models. Utilizing quantum Monte Carlo (QMC) and analytic T -matrix approaches, we calculate the doping dependence of the staggered magnetization for such a low-energy model and demonstrate a close quantitative agreement between the two techniques. We show that this model, with the parameters appropriate for the CuO_2 planes given by a three-band Hubbard model calculation, naturally explains experimental data.

Experiments and theories.—Comprehensive studies of the problem of La_2CuO_4 diluted by spinless Zn impurities have been performed using neutron scattering, magnetometry, and NMR (NQR) on the experimental side [3, 4], and QMC and T -matrix approaches of the diluted Heisenberg model on the theoretical side [5, 6, 7]. These studies allow for extensive cross-checks. The unbiased QMC data agree with the T -matrix results closely up to $x \simeq 15\%$, supporting the validity of the latter in the low-doping regime [5, 6]. However, there

are serious discrepancies between theoretical and experimental results. Fig. 1 shows the average magnetic moment M per Cu site versus the Zn doping fraction x . The experimental data are always below the theoretical curves. The slope

$$R(x) = \frac{1}{x} \left(1 - \frac{M(x)}{M(0)} \right), \quad (1)$$

at small x represents the rate at which the order parameter M is suppressed by individual impurities due to enhanced quantum fluctuations. The inset of Fig. 1 shows a large discrepancy—a factor of approximately two—between the theoretical and experimental results. This indicates that the dilution-only theory significantly underestimates the impact of the impurity on the quantum spin background.

One might attempt to explain the disagreement by suggesting that longer-range (J_2 , J_3 , etc.), and ring-exchange interactions should be included in the model for the undoped CuO_2 plane. Such terms are generally present in the low-energy

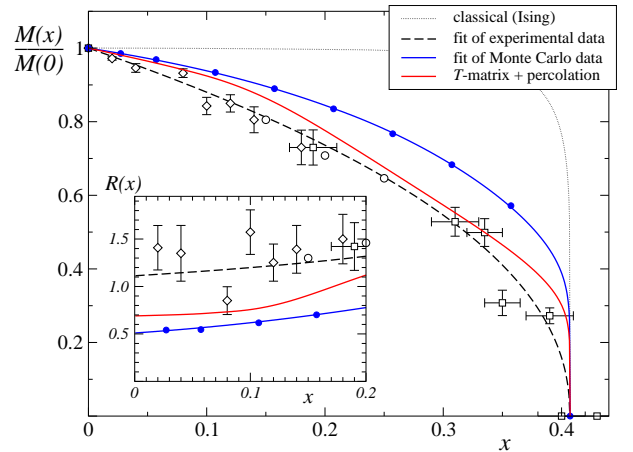


FIG. 1: (Color online). The on-site magnetic moment $M(x)$ per Cu normalized by its undoped value vs Zn doping x . Symbols show neutron scattering [3] (squares) and NQR [4] (diamonds and circles) data, with dashed lines their best fits. The dotted line is the classical ($S \rightarrow \infty$) result. Solid lines are the QMC [5] and the T -matrix results [6], respectively. Inset: slope function (see text) vs x [8]

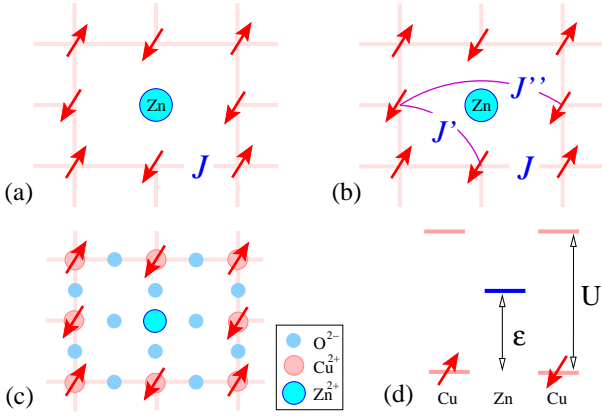


FIG. 2: (Color online) AF bonds in the (a) dilution-only model, (b) model with impurity-induced frustration (two out of six frustrating bonds are shown). (c) The CuO_2 plane with a Zn impurity. (d) Schematic local level diagram in the impurity-doped system.

spin models derived from Hubbard-type models [9]. They are mostly frustrating and do lead to a reduction of M . However, the order parameter is reduced in *both* undoped and doped systems, and this mechanism is unlikely to significantly enhance the fluctuations specifically due to dilution. In fact, including dilution and extended interactions one can show that the slope

$$R(x, J_2) \approx R(0) \left(1 + A \frac{J_2}{J} \right), \quad (2)$$

at small x and J_2 , where $A \lesssim 1$ from studies of the J_1 - J_2 model [11] and $R(0)$ is the theoretical slope from Fig. 1. Thus, a large correction to the slope of the $M(x)/M(0)$ curve in the extended model is only possible if J_2 is of order of J . This is far beyond the realistic range in the cuprates, where J_2/J_1 is at most of the order of 10% [10]. In addition, dilution of the extended model breaks frustrated bonds and could even facilitate more robust antiferromagnetism around the impurities. Recent studies of the diluted $t-t'-t''-U$ model have come to this conclusion; while extra terms are important to account for a lower *absolute* value of the staggered magnetization, the $M(x)/M(0)$ profile of the extended model is very similar to the one in the nearest-neighbor Heisenberg model [10].

Extra interactions.—The dilution picture is a natural starting point for modeling the replacement of a magnetic Cu site by a magnetically inert Zn; see Fig. 2(a). However, one should also check whether the Zn-site remains *electronically* inert at energy scales up to the Hubbard U . Namely, it is important in this context to use the three-band Hubbard model to describe the CuO_2 plane (and other transition-metal oxides) [12]. When Cu is replaced by Zn, the states on the oxygen orbitals around Zn sites remain intact; see Fig. 2(c). They may or may not be coupled to Zn, but they can in any case be involved in virtual transitions between surrounding Cu-sites, thus facilitating extra superexchange couplings. Since these couplings connect further neighbor sites, the spinless impurity, in effect, leads to a cage of frustrating interactions around itself, with four J'_{Zn} and two J''_{Zn} ; see Fig. 2(b). Qualitatively,

the impurity-doped system is *not* equivalent to the site-diluted Hubbard model with electronically inert sites occupied by impurities, but rather to the t - ε - U model,

$$H = -t \sum_{ij,\sigma} c_{i,\sigma}^\dagger c_{j,\sigma} + \varepsilon \sum_{l,\sigma} n_{l,\sigma}^Z + U \sum_i n_{i,\uparrow} n_{i,\downarrow}, \quad (3)$$

a visual representation of which is given in Fig. 2(d). The t - U is the usual Hubbard model, which at half-filling reduces to the Heisenberg model at t^2/U order. The higher-order terms are negligible ($\sim t^4/U^3$) if $t \ll U$. The distinct physics is brought into play by the model (3) when the energy cost at the impurity site ε is less than the Hubbard gap. In that case, virtual transitions through the impurity level will cause superexchange interactions of order of $\sim t^4/\varepsilon^3$. Taking $\varepsilon = U/2$ and $U/t = 10$ for an estimate leads to $J'_{Zn}/J \sim (t/U)^2(U/\varepsilon)^3 \sim 0.1$. The total impact of the impurity-induced frustrating interactions per impurity is then $J'_{total} = 4J'_{Zn} + 2J''_{Zn} \sim 0.6J$, which, as we will show below, is enough to explain the discrepancy between dilution-only theory and experiments. As discussed above, the corresponding Hubbard terms of the 4th order are of order of magnitude smaller and do not disturb the order parameter locally.

A microscopic calculation using the three-band model [14] supports this estimate with a window of the realistic J'_{Zn} and J''_{Zn} for the CuO_2 plane in the range of 3-15% of J , bringing the total effect of $J'_{total} \sim (0.2 - 1.0)J$. The technical details of this study will be delineated elsewhere [14]. Here we would like to highlight two counterintuitive results of the calculations. First, the interaction across the impurity (J''_{Zn}) is greater than the next-nearest neighbor interaction (J'_{Zn}) due to partial cancellation of the super-exchange and the ring-like exchange involving Zn and three Cu sites on a nearest-neighbor plaquette, see Fig. 2(b). This results in a *stronger* bond between copper spins across the Zn-site, with the ratio $J''_{Zn}/J'_{Zn} \simeq 2 \sim 4$ in a wide range of the three-band model parameters. Second, although the electronic levels of Zn are about 5eV above the oxygen band [15], hybridization with them is important in lowering ε and enhancing J'_{Zn} and J''_{Zn} .

Low-energy model.—In modeling the CuO_2 plane with Zn impurities one would previously adopt a picture of the Heisenberg model with randomly removed sites, effecting impurities to cutting links and causing nearby spins to fluctuate more [3]. The picture based on our microscopic insights is richer. The impurity also causes the neighboring spins to interact in a frustrating way, disordering them even further. Thus, an effective model for the impurity-doped system is:

$$\mathcal{H} = J \sum_{\langle ij \rangle} \mathbf{S}_i \cdot \mathbf{S}_j + J'_{Zn} \sum_{\langle ij \rangle'} \mathbf{S}_i \cdot \mathbf{S}_j + J''_{Zn} \sum_{\langle ij \rangle''} \mathbf{S}_i \cdot \mathbf{S}_j \quad (4)$$

where the first term is the dilution-only model with $S = 1/2$ spins for all the sites except the impurity sites (where $S = 0$) and the sums over the J'_{Zn} and J''_{Zn} bonds are taken around the impurity sites only, as shown in Fig. 2(b).

Suppression of the order parameter.—We have investigated the model (4) by means of the analytical T -matrix as well as

unbiased QMC techniques. The former is based on the diagrammatic treatment of the corresponding linear spin-wave theory with exact calculation of the scattering amplitudes off the impurities and subsequent disorder averaging. The staggered magnetization as a function of doping is found from $M(x) = M(0) - \delta M(x)$, where $M(0)$ is the spin-wave result for the square-lattice AF at $x, T = 0$ and

$$\delta M(x) = - \sum_{\mathbf{k}} \int_{-1}^0 \frac{d\omega}{\omega_{\mathbf{k}}} \left(A_{R,\mathbf{k}}^{11}(\omega) - \gamma_{\mathbf{k}} A_{R,\mathbf{k}}^{12}(\omega) \right), \quad (5)$$

where $\omega_{\mathbf{k}}$ is the spin-wave energy, $\gamma_{\mathbf{k}} = (\cos k_x + \cos k_y)/2$, and $A_{R,\mathbf{k}}^{ij}(\omega) = -(1/\pi) \text{Im} G_{R,\mathbf{k}}^{ij}(\omega)$ are the diagonal and off-diagonal spectral functions of the (retarded) disorder-averaged spin-wave Green's function, obtained from the Dyson-Belyaev equation: $\hat{G}_{\mathbf{k}}(\omega) = \hat{G}_{\mathbf{k}}^0(\omega) + \hat{G}_{\mathbf{k}}^0(\omega) \hat{\Sigma}_{\mathbf{k}}(\omega) \hat{G}_{\mathbf{k}}(\omega)$, with the self-energy given by the sum of the forward-scattering components of the T -matrices for $\mu = s, p_{x(y)}, d$ -partial waves; $\hat{\Sigma}_{\mathbf{k}}(\omega) = x \sum_{\mu} \hat{T}_{\mathbf{k},\mathbf{k}}^{\mu}(\omega)$. The details of the approach for the dilution-only problem are given in Ref. 6 and results for $M(x)/M(0)$ are shown in Fig. 1. Despite the spin-wave approximation and neglecting multiple-impurity scattering, this approach is in a close agreement with QMC results up to $x \approx 15\%$. The modification of this method for the model (4) concerns changes in the p - and d -wave scatterings off the impurities, while the s -wave contribution can be shown to be unaffected by the frustrating terms [14]. The advantage of this method is that both the x - and J''_{Zn}, J''_{Zn} -dependence of the order parameter can be studied systematically.

QMC simulations were performed using the stochastic series expansion method [18]. The staggered magnetization can be obtained on lattices with $N = L \times L$ sites from:

$$M^2 = \frac{3}{N^2} \left\langle \left(\sum_i (-1)^{x_i+y_i} S_i^z \right)^2 \right\rangle. \quad (6)$$

The frustrating interactions generally present a serious difficulty due to the negative sign problem [20], which becomes more serious (exponentially) with increasing number of frustrating bonds and inverse temperature $\beta = J/T$. Here we focus on the system with a single impurity, where the sign problem is completely local (independent of the lattice size L) and, in the range of frustration of interest here, manageable down to sufficiently low temperatures to draw conclusions about ground states of relatively large lattices. Fig. 3(a) shows the temperature dependence of M^2 for different system sizes. For $L = 16$ we can reach up to $\beta = 48$, beyond which the sign problem becomes too serious. For all lattices considered below, M is well converged already at $\beta = 16$, and in the following we use this value. We assume the usual size-dependence of the staggered magnetization [17, 19]:

$$M^2(L) = M^2 + \frac{m_1}{L} + \frac{m_2}{L^2} + \frac{m_3}{L^3} + \dots, \quad (7)$$

As a check, we calculated M for a pure AF using the same system sizes and $\beta = 16$, which gave $M \approx 0.3066$ for the

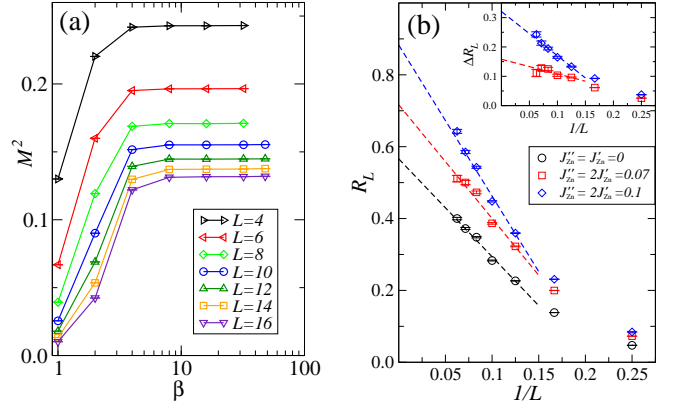


FIG. 3: (Color online) (a) QMC results for M^2 in the model (4) with one impurity and $J''_{Zn} = 2J'_{Zn} = 0.07J$. (b) The slope R_L , Eq. (1) vs $1/L$ in systems with and without frustration ($\beta = 16$). The inset shows the slope increase ΔR_L due to frustration.

extrapolated value, only slightly below high-precision result obtained using much larger lattices; $M = 0.30743(1)$ [21].

We are interested in the suppression of $M(x)$ at low impurity concentrations; $M(x)/M(0) \approx 1 - xR(0)$, where $R(0)$ is the slope of the M vs x curve at $x \rightarrow 0$. We introduce a finite-size analog of the slope function as

$$R_L = \frac{1}{x} \left[1 - \frac{M_L(1)}{M_L(0)} \cdot \frac{1}{1-x} \right], \quad (8)$$

where L is the lattice size, $M_L(1)$ is the staggered magnetization of the system doped by one impurity, and $x = 1/L^2$ for that case. The normalization by $(1-x)$ is necessary to convert M found from (6) to weighting M relative to the amount of magnetic sites [8]. Fig. 3(b) shows the size dependence of the slope in both the unfrustrated J -only model and the frustrated model with $J''_{Zn} = 2J'_{Zn} = 0.07J$ and $0.1J$. The latter set is still below the frustration beyond which the sign problem becomes too serious. As expected, the frustration increases the slope substantially. Given the non-linearity of the data, there is some uncertainty in the $1/L \rightarrow 0$ extrapolation. We here use a linear fit to $L \geq 8$ data; see Fig. 3(b). Due to some remaining nonlinearities (which are seen clearly for sizes $L < 8$), the extrapolation may slightly under-estimate the slope $R(0)$, and should therefore be considered a lower bound.

To obtain a direct quantitative measure of the effect of frustration we consider the difference $\Delta R_L = R_L^f - R_L^0$ of the slopes from (8) for the model (4) with (R^f) and without (R^0) frustrating terms, respectively, for lattice sizes L and several J'_{Zn} and J''_{Zn} . We perform finite-size extrapolations to the thermodynamic limit as above for each set of couplings; examples are shown in the inset of Fig. 3(b). The obtained data are compared with the T -matrix results in Fig. 4(a). An unexpected finding is that two J''_{Zn} bonds suppress the order at almost the same rate as four J'_{Zn} bonds of the same strength, as evidenced by both the QMC and the T -matrix results. Combining that with the systematically larger values of J''_{Zn} from the three-band model calculations shows that this interaction

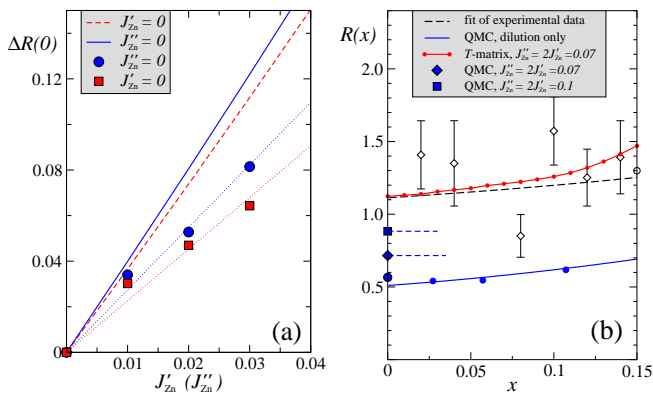


FIG. 4: (Color online) (a) Changes in the slope $R(0)$ relative to the dilution-only model as a function of J''_{Zn} (J'_{Zn}). Lines are the T -matrix and symbols are the QMC results. (b) Same as inset in Fig. 1 with the T -matrix results for $J''_{Zn} = 2J'_{Zn} = 0.07J$ and QMC extrapolations of $R(0)$ from Fig. 3(b) for $J''_{Zn} = 2J'_{Zn} = 0.07J$, and $0.1J$. QMC data provide lower bounds of the slopes.

is particularly important. The T -matrix and QMC results are very close at weak frustration, with deviations between the two increasing at larger frustration. Note again, however, that the QMC extrapolations may slightly under-estimate the frustration effects, and, thus, reality should be somewhere between the two calculations.

Fig. 4(b) shows that the experimental slope $R(0) \approx 1.1$ is matched by the T -matrix results already at $J''_{Zn} = 2J'_{Zn} = 0.07J$ ($J'_{total} = 0.28J$) where we fixed the ratio to 2 according to the three-band model results. QMC results from Fig. 3(b), extrapolated to $x \rightarrow 0$, are shown in Fig. 4(b) for the same and larger values of frustration, $J''_{Zn} = 2J'_{Zn} = 0.1J$ ($J'_{total} = 0.4J$). They yield the lower bounds for the slopes $R(0) \approx 0.7$ and 0.9 , respectively [23]. The results suggest that a stronger frustration, close to the latter data set or somewhat larger, is present in the real Zn-doped CuO_2 plane. This is still a reasonably modest amount of frustration, well within the window suggested by the three-band model calculations.

Conclusions.—We have proposed that impurity-doped strongly correlated systems develop significant frustrating interactions, which are absent or negligible in the corresponding undoped system, due to electronic degrees of freedom at the scale less than the Hubbard- U . Applying this mechanism to the problem of the doped non-frustrated Heisenberg model, relevant to Zn-doped cuprates, we have found this effect to be the key to resolving discrepancies between experiments and earlier theories. Our analytical and numerical results agree well with each other. We estimate the total amount of frustration to be $\gtrsim 0.4J$ per impurity in the Zn-doped CuO_2 plane. In light of our quantitative theoretical results, further high-precision experiments at low doping are called for.

Outlook.—Our theory has far-reaching consequences for diluted AFs and other doped Mott insulators. Here we have focused on low doping, but an even more intriguing aspect should be the character of the percolation transition, which should change as a result of the frustrating interactions across

the impurities. The same microscopic mechanism should also be valid for impurity-doped spin chains (connecting them by weaker links). This study is also of relevance to recent experiments on doped frustrated J_1 - J_2 systems [22]. Moreover, the proposed impurity-induced frustrating interactions should persist also when the CuO_2 plane is doped by mobile holes and may produce an effective pair-breaking mechanism.

This work was supported by DOE under grant DE-FG02-04ER46174 and by a Research Corporation Award (S. L. and A. L. C.), NSC and NCTS of Taiwan (C.-W. L. and Y.-J. K.), and by the NSF under Grant No. DMR-0803510 (A. W. S.). C.-W. L. and Y.-J. K. acknowledge the NCHC for the support of HPC facilities, and A. W. S. would like to thank the NCTS of Taiwan for travel support.

-
- [1] S. Wessel *et al.*, Phys. Rev. Lett. **86**, 1086 (2001); A. V. Balatsky, Nature **403**, 717 (2000); M. Vershinin *et al.*, Science **303**, 1995 (2004).
 - [2] S. Chakravarty *et al.*, Phys. Rev. B **39**, 2344 (1989); E. Manousakis, Rev. Mod. Phys. **63**, 1 (1991).
 - [3] O. P. Vajk *et al.*, Science **295**, 1691 (2002); Sol. State Commun. **126**, 93 (2003); O. P. Vajk and M. Greven, Phys. Rev. Lett. **89**, 177202 (2002).
 - [4] P. Carretta *et al.*, Phys. Rev. B **55**, 3734 (1997).
 - [5] A. W. Sandvik, Phys. Rev. B **66**, 024418 (2002).
 - [6] A. L. Chernyshev *et al.*, Phys. Rev. Lett. **87**, 067209 (2001); Phys. Rev. B **65**, 104407 (2002).
 - [7] K. Kato *et al.*, Phys. Rev. Lett. **84**, 4204 (2000).
 - [8] Throughout this work we use $M(x) = \sum_i |S_i^z|/N_m$, where $N_m = N - N_{imp}$ is the number of magnetic sites (Cu^{2+}). Experimental data are naturally normalized this way, and also it separates the purely classical effect of cutting bonds from the quantum-mechanical suppression of the order parameter. Note that the classical (Ising) result is simply the probability for a spin to reside within an infinite cluster (which is very close to unity away from the percolation threshold, $x_p \approx 41\%$). Our T -matrix results in Fig. 1 are multiplied by this classical probability, which does not affect the data for $x < 35\%$ but makes comparison more consistent near x_p .
 - [9] M. Takahashi, J. Phys. C: Solid State Phys. **10**, 1289 (1977); A. H. MacDonald *et al.*, Phys. Rev. B **37**, 9753 (1988); A. L. Chernyshev *et al.*, Phys. Rev. B **70**, 235111 (2004); J.-Y. P. Delannoy *et al.*, arXiv:0808.3167.
 - [10] J.-Y. P. Delannoy *et al.*, arXiv:0806.4934.
 - [11] H. J. Schulz *et al.*, J. Phys. I **6**, 675 (1996).
 - [12] V. J. Emery, Phys. Rev. Lett. **58**, 2794 (1987); F. C. Zhang and T. M. Rice, Phys. Rev. B **37**, 3759 (1988).
 - [13] J. H. Jefferson *et al.*, Phys. Rev. B **45**, 7959 (1992); V. I. Belinicher and A. L. Chernyshev, Phys. Rev. B **49**, 9746 (1994); *ibid.*, **50**, 13768 (1994); *ibid.*, **53**, 335 (1996).
 - [14] S. Liu and A. L. Chernyshev (in preparation).
 - [15] Ž. Kovačević *et al.*, Eur. Phys. J. B **10**, 487 (1999).
 - [16] A. W. Sandvik, Phys. Rev. Lett. **89**, 177201 (2002).
 - [17] A. W. Sandvik, Phys. Rev. B **56**, 11678 (1997).
 - [18] A. W. Sandvik, Phys. Rev. B **59**, R14157 (1999).
 - [19] J. D. Reger and A. P. Young, Phys. Rev. B **37**, 5978 (1988).
 - [20] E. Y. Loh *et al.*, Phys. Rev. B **41**, 9301 (1990).
 - [21] A. W. Sandvik and H. G. Evertz, arXiv:0807.0682.
 - [22] N. Papinutto *et al.*, Phys. Rev. B **71**, 174425 (2005).
 - [23] Using the data from the four largest clusters only, linear extrapolations

relation for the $J''_{Z_n} = 2J'_{Z_n} = 0.1J$ data set in Fig. 3(b) gives $R(0) \approx 1.0$, much closer to the desired value.