

# Comparing Measures of Sparsity

Niall Hurley and Scott Rickard

**Abstract**—Sparsity of representations of signals has been shown to be a key concept of fundamental importance in fields such as blind source separation, compression, sampling and signal analysis. The aim of this paper is to compare several commonly-used sparsity measures based on intuitive attributes. Intuitively, a sparse representation is one in which a small number of coefficients contain a large proportion of the energy. In this paper six properties are discussed: (*Robin Hood*, *Scaling*, *Rising Tide*, *Cloning*, *Bill Gates* and *Babies*), each of which a sparsity measure should have. The main contributions of this paper are the proofs and the associated summary table which classify commonly-used sparsity measures based on whether or not they satisfy these six propositions and the corresponding proofs. Only one of these measures satisfies all six: The Gini Index.

## I. INTRODUCTION

Whether with sparsity constraints or with sparsity assumptions, the concept of sparsity is readily used in diverse areas such as oceanic engineering [1], antennas and propagation [2], face recognition [3], image processing [4], [5] and medical imaging [6]. Sparsity has also played a central role in the success of many machine learning algorithms and techniques such as matrix factorization [7], signal recovery/extraction [8], denoising [9], [10], compressed sensing [11], dictionary learning [12], signal representation [13], [14], support vector machines [15], sampling theory [16], [17] and source separation/localization [18], [19]. For example, one method of source separation is to transform the signal to a domain in which it is sparse (e.g. time-frequency or wavelet) where the separation can be performed by a partition of the transformed signal space due to the sparsity of the representation [20], [21]. There has also been research in the uniqueness of sparse solutions in overcomplete representations [22], [23].

There are many measures of sparsity. Intuitively, a sparse representation is one in which a small number of coefficients contain a large proportion of the energy. This interpretation leads to further possible alternative measures. Indeed, there are dozens of measures of sparsity used in the literature. Which of the sparsity measures is the best? In this paper we suggest six desirable characteristics of measures of sparsity and use them to compare fifteen popular sparsity measures.

Considering the nebulous definition of sparsity we begin by examining how a sparsity measure should behave in certain scenarios. In Sec. II we define six such scenarios and formalize these scenarios in six mathematical criteria that capture this desirable behavior. We prove two theorems showing satisfaction of some combinations of criteria result in automatic compliance with a different criteria. In Sec. III we introduce the most commonly-used sparsity measures in the

literature. We elaborate on one of these measures, the Gini Index, as it has many desirable characteristics including the ability to measure the sparsity of a distribution. We also show graphically how some measures treat components of different magnitude. In Sec. IV we present the main result of this work, namely, the comparison of the fifteen commonly-used sparsity measures using the six criteria. We show that the only measure to satisfy all six is the Gini Index. Proofs of the table are attached in Appendices A and B. A preliminary report on these results (without proofs) appeared in [24]. We then compare the fifteen measures graphically on data drawn from two sets of parameterized distributions. We select distributions for which we can control the ‘sparsity’. This allows us to visualize the behavior of the sparsity measures in view of the sparse criteria. In Sec. V we present some conclusions. The main conclusion is that from the fifteen measures, only the Gini Index satisfies all six criteria, and, as such, we encourage its use and study.

## II. THE SIX CRITERIA

The following are six desirable attributes of a measure of sparsity. The first four,  $D1$  through  $D4$ , were originally applied in a financial setting to measure the inequity of wealth distribution in [25]. The last two,  $P1$  and  $P2$ , were proposed in [26]. Distribution of wealth can be used interchangeably with distribution of energy of coefficients and where convenient in this paper, we will keep the financial interpretation in the explanations. Inequity of distribution is the same as sparsity. An equitable distribution is one with all coefficients having the same amount of energy, the least sparse distribution.

- $D1$  *Robin Hood* - Robin Hood decreases sparsity (Dalton’s 1st Law). Stealing from the rich and giving to the poor decreases the inequity of wealth distribution (assuming we do not make the rich poor and the poor rich). This comes directly from the definition of a sparse distribution being one for which most of the energy is contained in only a few of the coefficients.
- $D2$  *Scaling* - Sparsity is scale invariant (Dalton’s modified 2nd Law [27]). Multiplying wealth by a constant factor does not alter the effective wealth distribution. This means that relative wealth is important, not absolute wealth. Making everyone ten times more wealthy does not affect the effective distribution of wealth. The rich are still just as rich and the poor are still just as poor.
- $D3$  *Rising Tide* - Adding a constant to each coefficient decreases sparsity (Dalton’s 3rd Law). Give everyone a trillion dollars and the small differences in overall wealth are then negligible so everyone will have effectively the same wealth. This is intuitive as by adding a constant energy to each coefficient reduces the relative difference of energy between large and small coefficients. This law

N. Hurley and S. Rickard are with the Sparse Signal Processing Group in, University College Dublin, Ireland This material is based upon works supported by the Science Foundation Ireland under Grant No. 05/Y12/I677.

assumes that the original distribution contains at least two individuals with different wealth. If all individuals have identical wealth, then by *D2* there should be no change to the sparsity for multiplicative or additive constants.

*D4 Cloning* - Sparsity is invariant under cloning (Dalton's 4th Law). If there is a twin population with identical wealth distribution, the sparsity of wealth in one population is the same for the combination of the two.

*P1 Bill Gates* - Bill Gates increases sparsity. As one individual becomes infinitely wealthy, the wealth distribution becomes as sparse as possible.

*P2 Babies* - Babies increase sparsity. In populations with non-zero total wealth, adding individuals with zero wealth to a population increases the sparseness of the distribution of wealth.

These criteria give rise to the sparsest distribution being one with one individual owning all the wealth and the least sparse being one with everyone having equal wealth.

Dalton [25] proposed that multiplication by a constant should decrease inequality. This was revised to the more desirably property of scale invariance. Dalton's fourth principle, *D4*, is somewhat controversial. However, if we have a distribution from which we draw coefficients and measure the sparsity of the coefficients which we have drawn, as we draw more and more coefficients we would expect our measure of sparsity to converge. *D4* captures this concept.

'Mathematically this [*D4*] requires that the measure of inequality of the population should be a function of the sample distribution function of the population. Most common measures of inequality satisfy this last principle.' [27]

Interestingly, most measures of sparsity do not satisfy this principle, as we shall see.

We define a sparse measure  $S$  as the a function with the following mapping

$$S : \left( \bigcup_{n \geq 1} \mathbb{C}^n \right) \rightarrow \mathbb{R} \quad (1)$$

where  $n \in \mathbb{N}$  is the number of coefficients. Thus  $S$  maps complex vectors to a real number.

There are two crucial, core, underlying attributes which our sparsity measures must satisfy. As all measures satisfy these two conditions trivially we will not comment on them further except to define them.

*A1*  $S(\vec{c}) = S(\Pi\vec{c})$  where  $\Pi$  denotes permutation, that is, the sparsity of any permutation of the coefficients is the same. This means that the ordering of the coefficients is not important.

*A2*  $S(\vec{c}) = S(|\vec{c}|)$  where  $|\cdot|$  denotes element-wise absolute value, that is, the sparsity of the absolute value of the coefficients is the same as the sparsity of the coefficients. This means we can assume we are operating in the positive orthant, without loss of generality.

By *A2* we can assume we are operating in the positive orthant, and as such we can rewrite (1) as

$$S : \left( \bigcup_{n \geq 1} \mathbb{R}_+^n \right) \rightarrow \mathbb{R}, \quad (2)$$

which is more consistent with the wealth interpretation.

We will use the convention that  $S(\vec{c})$  increases with increasing sparsity where  $\vec{c} = [c_1 \ c_2 \ \dots]$  are the coefficient strengths. Given vectors

$$\begin{aligned} \vec{c} &= [c_1 \ c_2 \ \dots \ c_N] \\ \vec{d} &= [d_1 \ d_2 \ \dots \ d_M] \end{aligned}$$

we define concatenation, which we use  $\parallel$  to denote, as

$$\vec{c} \parallel \vec{d} = [c_1 \ c_2 \ \dots \ c_N \ d_1 \ d_2 \ \dots \ d_M].$$

The six sparse criteria can be formally defined as follows:

*D1 Robin Hood*:

$$S([c_1 \ \dots \ c_i - \alpha \ \dots \ c_j + \alpha \ \dots]) < S(\vec{c}) \text{ for all } \alpha, c_i, c_j \text{ such that } c_i > c_j \text{ and } 0 < \alpha < \frac{c_i - c_j}{2}.$$

*D2 Scaling*:

$$S(\alpha\vec{c}) = S(\vec{c}), \forall \alpha \in \mathbb{R}, \alpha > 0.$$

*D3 Rising Tide*:

$$S(\alpha + \vec{c}) < S(\vec{c}), \alpha \in \mathbb{R}, \alpha > 0 \text{ (We exclude the case } c_1 = c_2 = c_3 = \dots = c_i = \dots \forall i \text{ as this is equivalent to scaling.)}$$

*D4 Cloning*:

$$S(\vec{c}) = S(\vec{c} \parallel \vec{c}) = S(\vec{c} \parallel \vec{c} \parallel \vec{c}) = S(\vec{c} \parallel \vec{c} \parallel \dots \parallel \vec{c}).$$

*P1 Bill Gates*:

$$\forall i \exists \beta = \beta_i > 0 :$$

$$S([c_1 \ \dots \ c_i + \beta + \alpha \ \dots]) > S([c_1 \ \dots \ c_i + \beta \ \dots])$$

$$\forall \alpha > 0.$$

*P2 Babies*:

$$S(\vec{c} \parallel 0) > S(\vec{c}).$$

As stated above, when proving *Rising Tide* we exclude the scenario where all coefficients are equal. In this case, adding a constant is actually a form of scaling. Another interpretation is that the case with all coefficients equal is, in fact, the minimally sparse scenario and hence adding a constant cannot decrease the sparsity.

### A. Two Proofs

As one would surmise there is some overlap between the criteria. We present and prove two theorems which demonstrate such overlap. Theorem 2.1 states that if a measure satisfies both criteria *D1* and *D2*, the sparsity measure also satisfies *P1* by default. Theorem 2.2 states that a measure satisfying *D1*, *D2* and *D4* necessarily satisfies *P2*.

*Theorem 2.1: D1 & D2  $\Rightarrow$  P1, that is, if both D1 and D2 are satisfied, P1 is also satisfied.*

*Proof:* Without loss of generality, we begin with the vector  $\vec{c}$  sorted in ascending order

$$\vec{c} = [c_1 \ c_2 \ \dots \ c_N]$$

with  $|c_1| \leq |c_2| \leq \dots \leq |c_N|$ . We then perform a series of inverse Robin Hood steps to get a vector  $\vec{d}$ , that is, we take from smaller coefficients and give to larger coefficients

$$\begin{aligned} d_i &= c_i - \Delta c_i & \forall i = 1, 2, \dots, N-1 \\ d_N &= c_N + \Delta c_i \end{aligned}$$

with condition  $\Delta < 1$ . As these are inverse Robin Hood steps (inverse *D1*), they increase sparsity and result in the vector

$$\vec{d} = \begin{bmatrix} (c_1 - \Delta c_1) & (c_2 - \Delta c_2) & \dots \\ \dots & (c_{N-1} - \Delta c_{N-1}) & (\Delta c_1 + \dots + \Delta c_{N-1} + c_N) \end{bmatrix}.$$

Without affecting the sparsity we can then scale (*D2*)  $\vec{d}$  by  $\frac{1}{1-\Delta}$  to get

$$\vec{e} = \begin{bmatrix} c_1 & c_2 & \dots \\ \dots & c_{N-1} & \frac{1}{1-\Delta}(\Delta c_1 + \Delta c_2 + \dots + \Delta c_{N-1} + c_N) \end{bmatrix}.$$

It is clear that

$$S(\vec{e}) = S(\vec{d}) > S(\vec{c}).$$

This is equivalent to *P1* with

$$\alpha = \frac{1}{1-\Delta}(\Delta c_1 + \Delta c_2 + \dots + \Delta c_N)$$

and  $\beta$  sufficiently large to make the desired coefficient the largest. ■

*Theorem 2.2:* *D1* & *D2* & *D4*  $\Rightarrow$  *P2*, that is, if both *D1* and *D2* are satisfied, *P2* is also satisfied.

*Proof:* We begin with vector  $\vec{c}$

$$\vec{c} = [c_1 \ c_2 \ \dots \ c_N].$$

We then clone (*D4*) this  $N+1$  times to get

$$\vec{C} = \underbrace{\begin{bmatrix} \vec{c} & \vec{c} & \dots & \vec{c} \end{bmatrix}}_{N+1}.$$

We then take one of the  $\vec{c}$  from  $\vec{C}$ , which we shall refer to as  $\tilde{c}$  and by a series of inverse Robin Hood operations (*D1*) we distribute this  $\tilde{c}$  in accordance with the size of each element to form new vector  $\vec{D}$ . That is to say, each  $c_i$  of each  $\vec{c}$  (excluding  $\tilde{c}$ ) becomes  $c_i + \frac{\tilde{c}_i}{N}$  by inverse Robin Hood operations as follows

$$\begin{aligned} \hat{d}_i &= \hat{c}_i - \frac{\tilde{c}_i}{N} = c_i - \frac{c_i}{N} \\ d_i &= c_i + \frac{c_i}{N} & \forall i = 1, 2, \dots, N-1 \end{aligned}$$

This series of inverse Robin Hood operations increases sparsity. The result is

$$\vec{D} = \left[ \underbrace{\tilde{c} + \frac{\tilde{c}}{N} \quad \tilde{c} + \frac{\tilde{c}}{N} \quad \dots \quad \tilde{c} + \frac{\tilde{c}}{N}}_N \quad \underbrace{0 \ 0 \ \dots \ 0}_N \right].$$

We can then scale (*D2*)  $\vec{D}$  by a factor of  $\frac{1}{1+\frac{1}{N}}$  without affecting the sparsity to get

$$\vec{E} = \left[ \underbrace{\tilde{c} \ \tilde{c} \ \dots \ \tilde{c}}_N \quad \underbrace{0 \ 0 \ \dots \ 0}_N \right],$$

which by cloning (*D4*) we know is equivalent to

$$\vec{F} = [ \tilde{c} \ 0 ].$$

In summation, we have shown that

$$S(\vec{c}) = S(\vec{C}) < S(\vec{D}) = S(\vec{E}) = S(\vec{F}), \quad (3)$$

that is,

$$S(\vec{c}) < S(\vec{c}||0) \quad (4)$$

which is also known as *P2*. ■

### III. THE MEASURES OF SPARSITY

In this section we discuss a number of popular sparsity measures. These measures are used to calculate a number which describes the sparsity of a vector  $\vec{c} = [c_1 \ c_2 \ \dots \ c_N]$ . The measures' monikers and their definitions are listed in Table I. The measures in Table I have been manipulated (in general negated) to ensure that an increase in sparsity results in a (positive) increase in the sparse measure.

TABLE I  
COMMONLY USED SPARSITY MEASURES MODIFIED TO BECOME MORE POSITIVE FOR INCREASING SPARSITY.

Measure	Definition
$\ell^0$	$\#\{j, c_j = 0\}$
$\ell_\epsilon^0$	$\#\{j,  c_j  \leq \epsilon\}$
$-\ell^1$	$-\left(\sum_j  c_j \right)$
$-\ell^p$	$-\left(\sum_j  c_j ^p\right)^{1/p}, \ 0 < p < 1$
$\frac{\ell^2}{\ell^1}$	$\frac{\sqrt{\sum_j  c_j ^2}}{\sum_j  c_j }$
$-\tanh_{a,b}$	$-\sum_j \tanh( ac_j ^b)$
$-\log$	$-\sum_j \log(1 +  c_j ^2)$
$\kappa_4$	$\frac{\sum_j  c_j ^4}{\left(\sum_j  c_j ^2\right)^2}$
$u_\theta$	$1 - \min_{i=1,2,\dots,N-\lceil\theta N\rceil+1} \frac{ c_{(i)+\lceil\theta N\rceil-1} -  c_{(i)} }{ c_{(N)}  -  c_{(1)} }$ s.t. $\lceil\theta N\rceil \neq N$ for ordered data, $ c_{(1)}  \leq  c_{(2)}  \leq \dots \leq  c_{(N)} $
$-\ell_-^p$	$-\sum_{j, c_j \neq 0}  c_j ^p, \ p < 0$
$H_G$	$-\sum_j \log  c_j ^2$
$H_S$	$-\sum_j \tilde{c}_j \log  \tilde{c}_j ^2$ where $\tilde{c}_j = \frac{ c_j ^2}{\ \vec{c}\ _2^2}$
$H'_S$	$-\sum_j \tilde{c}_j \log  \tilde{c}_j ^2$ where $\tilde{c}_j =  c_j $
Hoyer	$(\sqrt{N} - \frac{\sum_j  c_j }{\sqrt{\sum_j  c_j ^2}})(\sqrt{N} - 1)^{-1}$
Gini	$1 - 2 \sum_{k=1}^N \frac{ c_{(k)} }{\ \vec{c}\ _1} \left(\frac{N-k+\frac{1}{2}}{N}\right)$ for ordered data, $ c_{(1)}  \leq  c_{(2)}  \leq \dots \leq  c_{(N)} $

In [28] the  $\ell^0$ ,  $\ell_\epsilon^0$ ,  $\ell^1$ ,  $\ell^p$ ,  $\tanh_{a,b}$ ,  $\log$  and  $\kappa_4$  were compared. The most commonly used and studied sparsity measures are the  $\ell^p$  norm-like measures,

$$\|\vec{c}\|_p = \left( \sum_j |c_j|^p \right)^{1/p} \quad \text{for } 0 \leq p \leq 1.$$

The  $\ell^0$  measure simply calculates the number of non-zero coefficients in  $\vec{c}$ ,

$$\|\vec{c}\|_0 = \#\{c_j \neq 0, j = 1, \dots, N\}.$$

The  $\ell^0$  measure is the traditional sparsity measure in many mathematical settings. However, it is unsuited to most practical

scenarios, as an infinitesimally small value is treated the same as a large value. This means that the derivative of the measure contains no information and as such the  $\ell^0$  cannot be used in optimization problems. Exhaustive search is the only method of finding the sparsest solution when using the  $\ell^0$  measure and approximations are usually used [29], [30]. The presence of noise makes the  $\ell^0$  measure completely inappropriate. In noisy settings, the  $\ell^0$  measure is sometimes modified to  $\ell_\epsilon^0$  where we are interested in the number of coefficients,  $c_j$  that are greater than a threshold  $\epsilon$  [31]. Clearly, the value of  $\epsilon$  is crucial for  $\ell_\epsilon^0$  to be meaningful. This is undesirable. As optimization using  $\ell_\epsilon^0$  is difficult because the gradient yields no information,  $\ell^p$  with  $0 < p < 1$  is often used in its place, [32]. The  $\ell^1$  measure, that is,  $\ell^p$  with  $p = 1$ , approximates the  $\ell^0$  measure and is easily calculated. Under this measure, large coefficients are considered more important than small coefficients unlike the  $\ell^0$  measure. In most settings, the  $\ell^1$  solution can be used to find the support of the  $\ell^0$  solution [33]. The  $\ell^1$  measure is used in many optimization problems, as linear programming offers a fast can computationally efficient solution [34], [35]

In [28] several alternative measures of sparsity are noted which approximate the  $\ell^0$  measure but emphasize different properties.  $\tanh_{a,b}$  is sometimes used in place of  $\ell^p$ ,  $0 < p < 1$ , as it is limited to the range  $(0, 1)$  and better models  $\ell^0$  and  $\ell_\epsilon^0$  in this respect. A representation is more sparse if it has one large component, rather than dividing up the large component into two smaller ones.  $\tanh_{a,b}$  and  $\ell^p$  preserve this. In [26] it is shown that the log measure enforces sparsity outside some range, but for distributions with low energy coefficients the opposite is achieved by effectively spreading the energy of the small components.  $\kappa_4$  is the kurtosis which measures the peakedness of a distribution [36].  $u_\theta$  measures the smallest range which contains a certain percentage of the data. This is achieved by sorting the data and determining the minimum difference between the largest and smallest sample in a range containing the specified percentage ( $\theta$ ) of data points as a fraction of the total range of the data.

For measuring ‘diversity’, [37], [38] use some different measures. Three of these are entropy measures: the Shannon entropy diversity measure  $H_S$ , a modified version of the Shannon entropy diversity measure  $H_{S'}$  and the Gaussian entropy diversity measure  $H_G$ . They also extend the  $\ell^p$  measure to negative exponents, that is,  $-1 < p < 0$ . We call this measure  $\ell^-$  to avoid confusion.

Some of the measures can be normalized to satisfy more of the constraints, although in general for the measures, forcing satisfaction of one constraint means breaking another. The exception to this is the Hoyer measure [39] which is a normalized version of the  $\frac{\ell^2}{\ell^1}$  measure as is obvious from its definition,  $(\sqrt{N} - \frac{\ell^1}{\ell^2})(\sqrt{N} - 1)^{-1}$ . In Fig. 1 we can get an insight into how component magnitude affect certain measures. In general, the smaller the magnitude the less it impinges on the sparsity of the measure. We can see how many of the measures approximate the  $\ell^0$  measure but as they are not flat like the  $\ell^0$  measure, they have a gradient that can be used in optimization problems. The  $\ell^0$ ,  $\ell_\epsilon^0$ ,  $\tanh$ ,  $\log$ ,  $\ell^p$  ( $0 < p < 1$ ),  $\ell^1$  measures all prefer components to be zero or near zero.

Oddly, the Shannon entropy based measures  $H_S$  and  $H_{S'}$  prefer components to be at a non-zero value less than 1.

#### A. The Gini Index

Having perused the measures thus far, some desirable aspects of a sparsity measure emerge. Like  $\frac{\ell^2}{\ell^1}$  and Hoyer, a measure should be some kind of weighted sum of the coefficients. This means that unlike  $\ell^0$  when a coefficient changes slightly we have a weighted effect on the corresponding change in the value of the sparsity measure based on how ‘important’ that particular coefficient is to the overall sparsity. Large coefficients should have a smaller weight than the small coefficients so that they do not overwhelm them to the point that smaller coefficients have a negligible (or no) effect on the measure of sparsity. If even one of the smaller coefficients is changed, that change should be reflected by a change in the value of the sparsity measure. A weighted sum achieves this. In other words, we have a gradient which we can use in optimization problems. Another important aspect of a sparsity measure is normalization. A set of coefficients should not be rated more or less sparse simply because it has more coefficients than another set, nor should it be deemed more or less sparse simply due to having louder or quieter coefficients. In short, there should be two forms of normalization. Firstly, the measure of sparsity should be dependent on the relative values of coefficients as a fraction of the total value. Secondly, the measure of sparsity should be independent of the number of coefficients so that sets of different size can be compared. Lastly, it would be useful if the measure was 0 for the least sparse case and 1 for the most sparse case. All these qualities are embodied by the Gini Index, which we now define.

Given a vector,  $\vec{c} = [c_1 \ c_2 \ c_3 \ \dots]$ , we order from smallest to largest,  $|c_{(1)}| \leq |c_{(2)}| \leq \dots \leq |c_{(N)}|$  where  $(1), (2), \dots, (N)$  are the indices of the sorting operation. The Gini Index is given by

$$S(\vec{c}) = 1 - 2 \sum_{k=1}^N \frac{c_{(k)}}{\|\vec{c}\|_1} \left( \frac{N - k + \frac{1}{2}}{N} \right). \quad (5)$$

The Gini Index also has an interesting graphical interpretation which we see in Fig. 2. If percentage of coefficients versus percentage of total coefficient value is plotted for the sorted coefficients we can define the Gini Index as twice the area between this line and the 45° line. The 45° line represents the least sparse distribution, that with all the coefficients being equal.

If we have a distribution from which we draw coefficients and measure the sparsity of the coefficients which we have drawn, as we draw more and more coefficients we would expect our measure of sparsity to converge. The Gini Index meets these expectations. The Gini Index of a distribution with probability density function  $f(x)$  (which satisfies  $f(x) = 0, x < 0$ ) and cumulative distribution function  $F(x)$  is given by

$$G = 1 - 2 \int_0^1 \frac{\int_0^x tf(t)dt}{\int_0^\infty tf(t)dt} dF(x).$$

As a side note, the Gini Index was originally proposed in economics as measure of the inequality of wealth [40], [41],

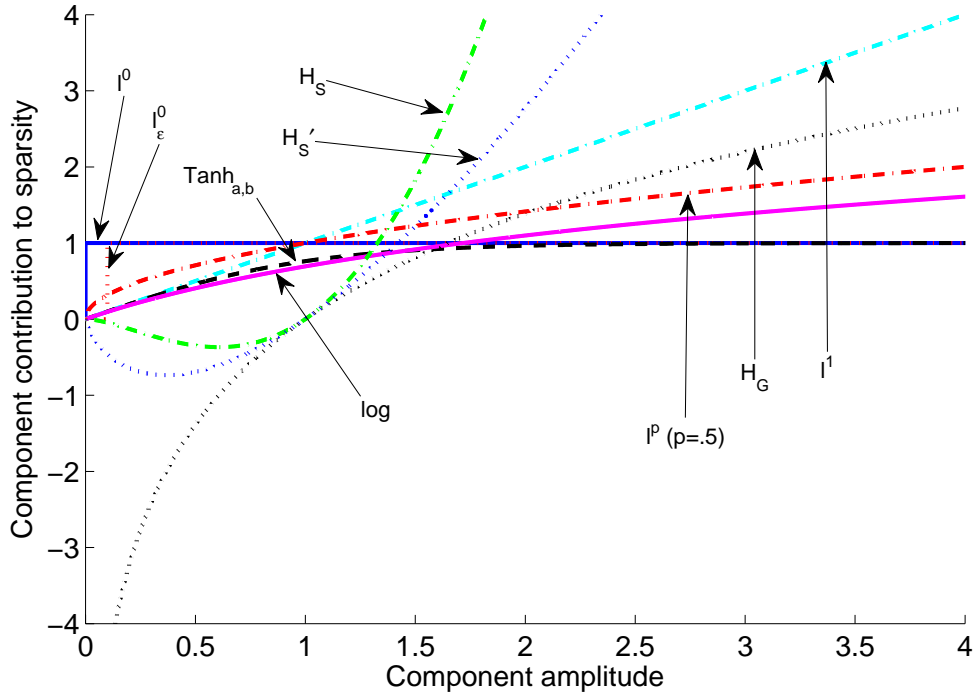


Fig. 1. Component contribution to sparsity measure vs component amplitude.

[25], [27] and is still studied in relation to wealth distribution as well as other areas. [42], [43], [44], [45] ‘Inequality in wealth’ in signal processing language is ‘efficiency of representation’ or ‘sparsity’. The utility of the Gini Index as a measure of sparsity has been demonstrated in [26], [46], [47], [48].

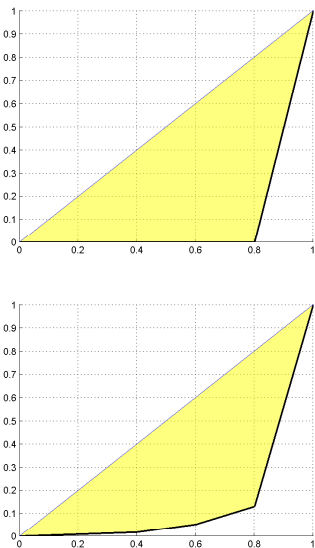


Fig. 2. Percentage of coefficients versus percentage of total coefficient value is plotted for the sorted coefficients for [0 0 0 0 1] (top) and [1 1 2 3 10] (bottom). The Gini Index is twice the shaded area.

#### IV. COMPARISON OF SPARSITY MEASURES

In this section we present the main result of the paper, the comparison of the measures using the criteria. Many of the measures fail for simple test cases which prove non-compliance. For example, [0, 1, 3, 5] is more sparse than [0, 2, 3, 4] because a Robin Hood operation maps one sequence to the other. Six of the measures do not correctly handle this case. Others fail on similar examples. Seven of the measures, however, satisfy *D1*. An example for each sparse criterion is given in Table II along with the desired outcome when the sparsity of the examples are measured with sparsity measure  $S(\cdot)$ . Table III details which of the six sparse criteria hold for each of the fifteen measures. The information is based on proofs and counter-examples which are contained in their entirety in Appendices A and B. There are essentially two types of proof, Type A and Type B. Type A is the standard form of proof which uses inequalities, an example of which is the following:

*Proof:*  
 $\frac{\ell^2}{\ell^1}$  satisfies

$$S([c_1 \ \cdots \ c_i - \alpha \ \cdots \ c_j + \alpha \ \cdots]) < S(\vec{c}),$$

for all  $\alpha, c_i, c_j$  such that  $c_i > c_j$  and  $0 < \alpha < \frac{c_i - c_j}{2}$ .

As  $\frac{\ell^2}{\ell^1} = \frac{\sqrt{\sum_j c_j^2}}{\sum_j c_j}$  we can restate the above as

$$\frac{\sqrt{\sum_{k \neq i, j} c_k^2 + (c_i - \alpha)^2 + (c_j + \alpha)^2}}{\sum_k c_k + \alpha - \alpha} < \frac{\sqrt{\sum_k c_k^2}}{\sum_k c_k}.$$

TABLE II

MOST COMMON COUNTER-EXAMPLE FOR A GIVEN PROPERTY WITH MEASURE OF SPARSITY AND DESIRED OUTCOME WITH SPARSITY MEASURE  $S(\cdot)$ .

Property	Most common counter-example		Desired outcome	
D1	[0, 1, 3, 5]	vs	[0, 2, 3, 4]	$S([0, 1, 3, 5]) > S([0, 2, 3, 4])$
D2	[0, 1, 3, 5]	vs	[0, 2, 6, 10]	$S([0, 1, 3, 5]) = S([0, 2, 6, 10])$
D3	[1, 3, 5]	vs	[1.5, 3.5, 5.5]	$S([1, 3, 5]) < S([1.5, 3.5, 5.5])$
D4	[0, 1, 3, 5]	vs	[0, 0, 1, 1, 3, 5]	$S([0, 1, 3, 5]) = S([0, 0, 1, 1, 3, 5])$
P1	[0, 1, 3, 5]	vs	[0, 1, 3, 20]	$S([0, 1, 3, 5]) < S([0, 1, 3, 20])$
P2	[0, 1, 3, 5]	vs	[0, 0, 0, 1, 3, 5]	$S([0, 1, 3, 5]) < S([0, 0, 0, 1, 3, 5])$

This simplifies to

$$(c_i - \alpha)^2 + (c_j + \alpha)^2 < c_i^2 + c_j^2.$$

Expand this to get

$$\begin{aligned} c_i^2 - 2c_i\alpha + \alpha^2 + c_j^2 + 2c_j\alpha + \alpha^2 &< c_i^2 + c_j^2 \\ c_j - c_i + \alpha &< 0, \end{aligned}$$

which we know is true as  $0 < \alpha < \frac{c_i - c_j}{2}$ . ■

A type B proof on the other hand uses derivatives, for example:

*Proof:*

$-\ell^p$  satisfies  $\forall i \exists \beta = \beta_i > 0$ :

$$S([c_1 \ \dots \ c_i + \beta + \alpha \ \dots]) > S([c_1 \ \dots \ c_i + \beta \ \dots]),$$

$\forall \alpha > 0$ .

Let us assume that  $-\ell^p$  does satisfy the above.

$$-\ell^p = -\left(\sum_k c_k^p\right)^{1/p}, \quad 0 < p < 1.$$

We wish to show that the following does not hold true for all  $\alpha, c_i, c_j$  such that  $c_i > c_j$  and  $0 < \alpha < \frac{c_i - c_j}{2}$

$$\frac{\partial}{\partial \alpha} \left[ -\left(\sum_{n \neq i, j} c_n^p + (c_i - \alpha)^p + (c_j + \alpha)^p\right)^{1/p} \right] < 0.$$

Expand this to get

$$\begin{aligned} -\frac{1}{p} \left(\sum_{k \neq i, j} c_k^p + (c_i - \alpha)^p + (c_j + \alpha)^p\right)^{\frac{1}{p}-1} (-p(c_i - \alpha)^{p-1} \\ + p(c_j + \alpha)^{p-1}) < 0. \end{aligned}$$

Which holds true if

$$(c_j + \alpha)^{p-1} - (c_i - \alpha)^{p-1} > 0.$$

As  $p - 1 < 0$  we can rewrite the above as

$$\begin{aligned} \frac{1}{(c_j + \alpha)^{1-p}} - \frac{1}{(c_i - \alpha)^{1-p}} &> 0 \\ \frac{1}{(c_j + \alpha)} &> \frac{1}{(c_i - \alpha)} \\ c_i - \alpha &> c_j + \alpha \\ \frac{c_i - c_j}{2} &> \alpha, \end{aligned}$$

which is necessarily true as it is one of the constraints upon  $\alpha$ . ■

From Table III we can see that D3 (*Rising Tide*) is satisfied by most measures. This shows that relative size of coefficients

is of the utmost importance when desiring sparsity. As previously mentioned, most measures do not satisfy D4 (*Cloning*). Each of the other criteria is satisfied by a varying number of the fifteen measures of sparsity. This demonstrates the variety of attributes to which measures of sparsity attach importance.  $\kappa_4$  and the Hoyer measure satisfy most of the criteria. The Gini Index alone satisfies all six criteria.

TABLE III  
COMPARISON OF DIFFERENT SPARSITY MEASURES USING CRITERIA DEFINED IN SEC. II

Measure	D1	D2	D3	D4	P1	P2
$\ell^0$		✓				✓
$\ell_e^0$						✓
$-\ell^1$			✓			
$-\ell^p$	✓		✓			
$\frac{\ell^2}{\bar{\ell}^2}$	✓	✓			✓	
$-\tanh_{a,b}$	✓		✓			
$-\log$			✓			
$\kappa_4$	✓	✓	✓		✓	
$u_\theta$		✓		✓		
$-\ell_-^p$					✓	
$H_G$	✓		✓			
$H_S$			✓			
$H'_S$			✓			
Hoyer	✓	✓	✓		✓	✓
Gini	✓	✓	✓	✓	✓	✓

### A. Numerical Sparse Analysis

In this section we present the results of using the fifteen sparse measures to measure the sparsity of data drawn from a set of parameterized distributions. We select data sets and distributions for which we can change the ‘sparsity’ by altering a parameter. By applying the fifteen measures to data drawn from these distributions as a function of the parameter, we can visualize the criteria. The examples are based on the premise that all coefficients being equal is the least sparse scenario and all coefficients being zero except one is the most sparse scenario.

In the first experiment we draw a variable number of coefficients from a probability distribution and measure their sparsity. We expect sets of coefficients from the same distribution to have a similar sparsity. As we increase the number of coefficients we expect the measure of sparsity to converge. In this experiment we examine the sparsity of sets of coefficients from a Poisson distribution (Fig. 3) with parameter  $\lambda = 5$  as a function of set size. From the normalized version of the sparsity plot in Fig. 4 we can see that three measures converge. They are  $\kappa_4$ , the Hoyer measure and the Gini Index.

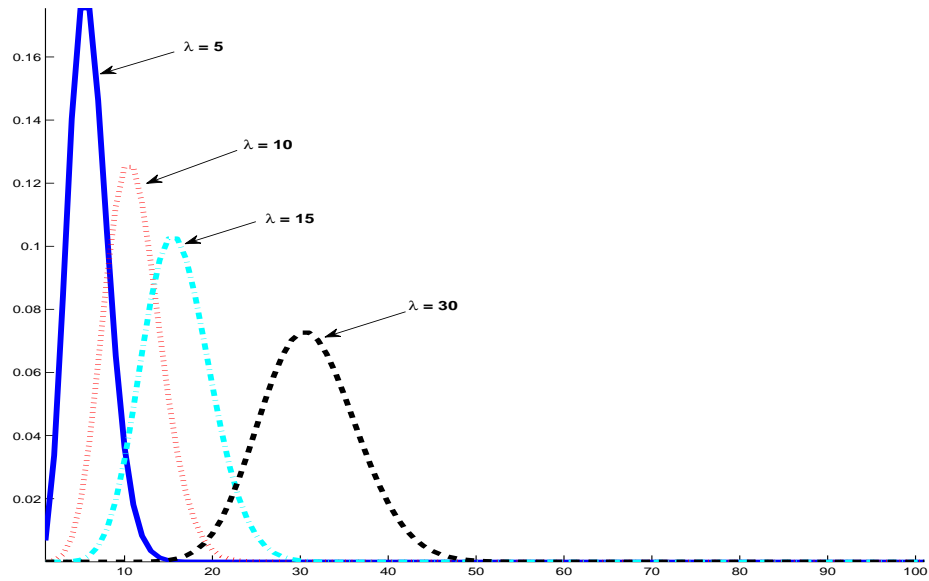


Fig. 3. Sample Poisson distribution probability density functions for  $\lambda = 5, 10, 15, 30$ . We expect the distributions with a ‘narrower’ peak (small  $\lambda$ ) to have a higher sparsity than those with a ‘wider’ peak (large  $\lambda$ )

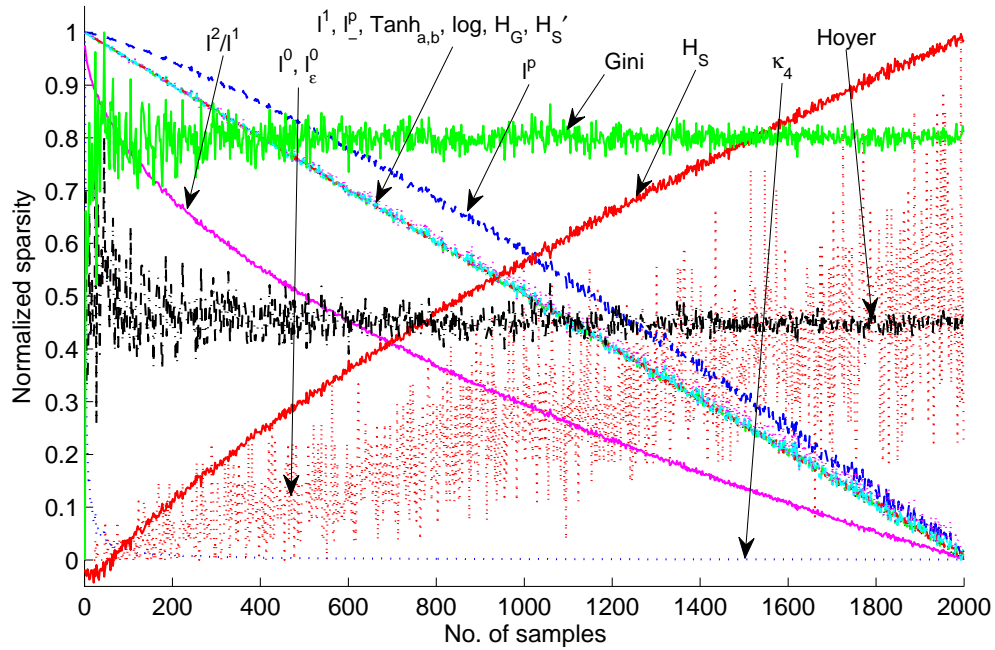


Fig. 4. Sparsity of sets of coefficients drawn from a Poisson distribution ( $\lambda = 5$ ) vs the length of the vector of coefficients. The erratically ascending measures are  $\ell^0$  and  $\ell^0_\epsilon$ . The measures  $\ell^1$ ,  $\log$ ,  $\tanh$ ,  $H_G$ ,  $H'_S$  and  $\ell^p_-$  are grouped in an almost-straight decreasing line. The measures are scaled to be between 0 and 1.

As this is similar in nature to  $D4$  we expect the Gini Index to converge. The convergence of Hoyer measure is unsurprising as this measure almost satisfies  $D4$  especially for large  $N$ . The results are also normalized for clearer visualization in that they are modified so that the sparsity falls between 0 and 1.

In the second experiment we take coefficients from a Bernoulli distribution where coefficients are either 0 with probability  $p$  or 1 with probability  $1 - p$ . For this experiment the set size remains constant and the probability  $p$  varies from 0 to 1. With a low  $p$  most coefficients will be 1 and very few zero. The energy distribution of such a set is not sparse and accordingly has a low value (see Fig 5). As  $p$  increases so should the sparsity measure. We can see this is the case in some form for all of the measures except  $H_{S^t}$ . We note that  $\kappa_4$  does not rise steadily with increasing  $p$  but rises dramatically as the set approaches its sparsest. This is of some concern if optimizing sparsity using  $\kappa_4$  as there is not much indication that the distribution is getting more sparse until its already quite sparse.

## V. CONCLUSIONS

In this paper we have presented six intuitive attributes of a sparsity measure. Having defined these attributed mathematically, we then compared commonly-used measures of sparsity. The goal of this paper is to provide motivation for selecting a particular measure of sparsity. Each measure emphasizes different combinations of attributes and this should be addressed when selecting a sparsity measure for an application. We can see from the main contribution of this paper, Table III and the associated proofs in Appendices A and B, that the only measure to satisfy all six criteria is the Gini Index. This aligns well with [46] in which it is shown that the Gini Index is an indicator for when sources are separable, a property which itself relies on sparsity. The Hoyer measure [39] comes a close second, failing only  $D4$  (invariance under cloning), which is, admittedly an arguable criteria for certain applications. For applications in which the number of coefficients is fixed both the Gini Index and the Hoyer measure satisfy all criteria. The kurtosis measure ( $\kappa_4$ ) fails both  $D4$  (invariance under cloning) and  $P2$  (Babies increase sparsity). This behavior could be desirable under certain conditions for example in a system where signals were zero-padded.

We have also presented two graphical examples of the performance of the measures when quantifying the sparsity of a distribution with sparsity controlled. Again, both the Gini Index and the Hoyer measure outperform the other measures, illustrating their utility.

Sparsity is used in many applications but with few exceptions it is not studied as a concept in itself. We hope that this work will not just encourage the use of the Gini Index but encourage users of sparsity to consider in more depth the concept of sparsity.

## APPENDIX

We use these measures to calculate a number which describes the sparsity of a set of coefficients  $\vec{c} = [c_1 \ c_2 \ \dots \ c_N]$ .

Note - ignore the trivial cases, for example,  $D2$  with  $\alpha = 1$ .

*D1 Robin Hood:*

$$S([c_1 \ \dots \ c_i - \alpha \ \dots \ c_j + \alpha \ \dots]) < S(\vec{c}) \text{ for all } \alpha, c_i, c_j \text{ such that } c_i > c_j \text{ and } 0 < \alpha < \frac{c_i - c_j}{2}.$$

*D2 Scaling:*

$$S(\alpha\vec{c}) = S(\vec{c}), \forall \alpha \in \mathbb{R}, \alpha > 0.$$

*D3 Rising Tide:*

$$S(\alpha + \vec{c}) < S(\vec{c}), \alpha \in \mathbb{R}, \alpha > 0 \text{ (We exclude the case } c_1 = c_2 = c_3 = \dots = c_i = \dots \forall i \text{ as this is equivalent to scaling.)}$$

*D4 Cloning:*

$$S(\vec{c}) = S(\vec{c}||\vec{c}) = S(\vec{c}||\vec{c}||\vec{c}) = S(\vec{c}||\vec{c}||\dots||\vec{c}).$$

*P1 Bill Gates:*

$$\forall i \exists \beta = \beta_i > 0 : S([c_1 \ \dots \ c_i + \beta + \alpha \ \dots]) > S([c_1 \ \dots \ c_i + \beta \ \dots]), \forall \alpha > 0.$$

*P2 Babies:*

$$S(\vec{c}||0) > S(\vec{c}).$$

## A. Counter-Examples

The most parsimonious method of showing non-compliance with the sparse criteria is through the following simple counter-examples. As an sample we take the  $-\ell^1$  measure and  $D1$ .  $D1$  states that the  $\ell^0$  measure of  $[0, 1, 3, 5]$  should be greater than the  $\ell^0$  measure of  $[0, 2, 3, 4]$ . Using counter example we see that

$$S([0, 1, 3, 5]) = -9$$

$$S([0, 2, 3, 4]) = -9.$$

As the Robin Hood operation had no effect on the sparsity of the vectors as measured by the  $\ell^0$  measure the measure does not satisfy  $D1$ . In the case of  $-\ell^p$  the zeros in the counter-examples are omitted.

*Counter Example A.1:*

$$[0, 1, 3, 5] \text{ vs } [0, 2, 3, 4]$$

*Counter Example A.1: \**

$$[0, .1, .3, .5] \text{ vs } , [0, .15, .25, .5]$$

*Counter Example A.2:*

$$[0, 1, 3, 5] \text{ vs } [0, 2, 6, 10]$$

*Counter Example A.3:*

$$[1, 3, 5] \text{ vs } [1.5, 3.5, 5.5]$$

*Counter Example A.3\*:*

$$[0.1, .3, .5] \text{ vs } [1, 1.1, 1.3, 1.5]$$

*Counter Example A.4:*

$$[0, 1, 3, 5] \text{ vs } [0, 0, 1, 1, 3, 5]$$

*Counter Example A.5:*

$$[0, 1, 3, 5] \text{ vs } [0, 1, 3, 20]$$

*Counter Example A.6:*

$$[0, 1, 3, 5] \text{ vs } [0, 0, 0, 1, 3, 5]$$



TABLE IV  
 GUIDE TO COUNTER-EXAMPLES AND PROOFS EACH FOLLOWED BY REFERENCE NUMBER. A  $\checkmark$  INDICATES COMPLIANCE OF THE MEASURE WITH THE RELEVANT CRITERION. 'OBV' MEANS THAT THE PROOF IS OBVIOUS AND AS SUCH IS NOT INCLUDED.

Measure	D1	D2	D3	D4	P1	P2
$\ell^0$	C.Ex A.1	$\checkmark$ obv	C.Ex A.3	C.Ex A.4	C.Ex A.5	$\checkmark$ obv
$\ell_e^0$	C.Ex A.1	C.Ex A.2	obv	C.Ex A.4	C.Ex A.5	$\checkmark$ obv
$-\ell^1$	C.Ex A.1	C.Ex A.2	$\checkmark$ obv	C.Ex A.4	C.Ex A.5	C.Ex A.6
$-\ell^p$	$\checkmark$ Proof B1	C.Ex A.2	$\checkmark$ Proof B2	C.Ex A.4	C.Ex A.5	C.Ex A.6
$\frac{\ell^2}{\ell^1}$	$\checkmark$ Proof B3	$\checkmark$ obv	Proof B4	C.Ex A.4	$\checkmark$ Proof B5	C.Ex A.6
$-\tanh_{a,b}$	$\checkmark$ Proof B6	C.Ex A.3	$\checkmark$ Proof B7	C.Ex A.4	C.Ex A.5	C.Ex A.6
$-\log$	C.Ex A.1 *	C.Ex A.2	$\checkmark$ Proof B8	C.Ex A.4	C.Ex A.5	C.Ex A.6
$\kappa_4$	$\checkmark$ Proof B9	$\checkmark$ Proof B10	$\checkmark$ Proof B11	C.Ex A.4	$\checkmark$ Proof B12	C.Ex A.6
$u_\theta$	Proof B14	$\checkmark$ obv	Proof B15	$\checkmark$ Proof B16	Proof B17	Proof B18
$-\ell^p$	C.Ex A.1	C.Ex A.2	C.Ex A.3*	C.Ex A.4	$\checkmark$ Proof B13	C.Ex A.6
$H_G$	$\checkmark$ Proof B19	C.Ex A.2	$\checkmark$ obv	C.Ex A.4	C.Ex A.5	C.Ex A.6
$H_S$	C.Ex A.1	C.Ex A.2	$\checkmark$ Proof B20	C.Ex A.4	C.Ex A.5	C.Ex A.6
$H'_S$	C.Ex A.1	C.Ex A.2	$\checkmark$ Proof B21	C.Ex A.4	C.Ex A.5	C.Ex A.6
Hoyer	$\checkmark$ Proof B22	$\checkmark$ obv	$\checkmark$ Proof B23	C.Ex A.4	$\checkmark$ Proof B24	$\checkmark$ obv
Gini	$\checkmark$ Proof B25	$\checkmark$ Proof B26	$\checkmark$ Proof B27	$\checkmark$ Proof B28	$\checkmark$ Proof B29	$\checkmark$ Proof B30

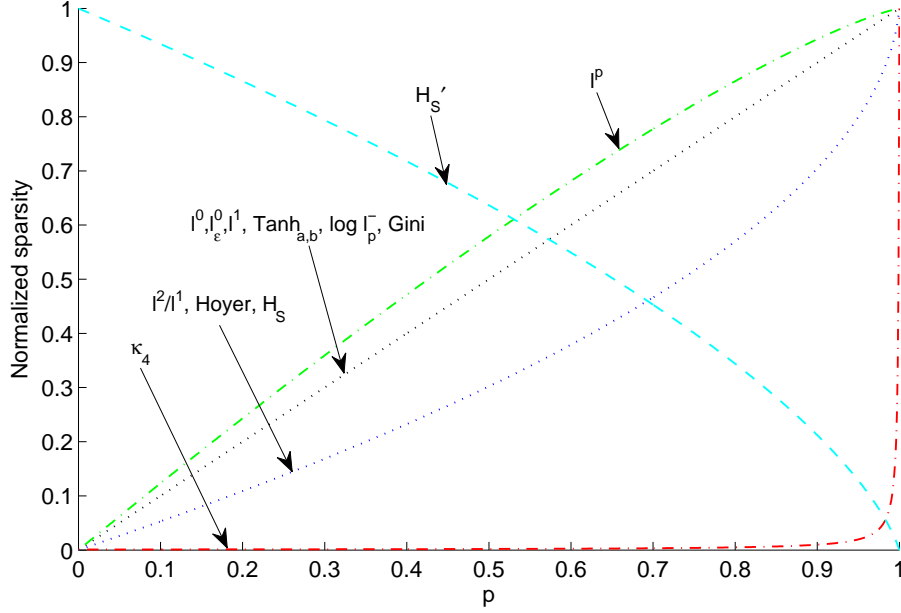


Fig. 5. Sparsity vs  $p$  for a Bernoulli distribution with coefficients being 0 with probability  $p$  and 1 otherwise. The measures are scaled to fit between a sparsity range of 0 to 1.

### B. Proofs

This section contains the proofs that were longer than Table IV permitted. The obvious method of proving that the measures satisfy the criteria, namely plugging the formulae for the measures into the mathematical definitions of the six criteria. Another method used below is to differentiate the modified sparse measure with respect to the parameter that modifies it and observe the result. For example if we show that  $\frac{\partial S(\alpha + \bar{c})}{\partial \alpha} < 0$  for  $\alpha > 0$  this proves D3 as any change in  $\alpha$  causes the measure to drop. By A2, that is,  $S(\bar{c}) = S(|\bar{c}|)$  we may drop the absolute value in the measures without loss of generality.

1)  $-\ell^p$  and D1:

*Proof:*  $-\ell^p$  satisfies

$$S([c_1 \cdots c_i - \alpha \cdots c_j + \alpha \cdots]) < S(\bar{c})$$

for all  $\alpha, c_i, c_j$  such that  $c_i > c_j$  and  $0 < \alpha < \frac{c_i - c_j}{2}$ .

Let's assume that  $-\ell^p$  does satisfy the above.

$$-\ell^p = -\left(\sum_k |c_k|^p\right)^{1/p}, \quad 0 < p < 1.$$

We wish to show that the following does not hold true for all  $\alpha, c_i, c_j$  such that  $c_i > c_j$  and  $0 < \alpha < \frac{c_i - c_j}{2}$

$$\frac{\partial}{\partial \alpha} \left[ -\left(\sum_{n \neq i, j} |c_n|^p + |c_i - \alpha|^p + |c_j + \alpha|^p\right)^{1/p} \right] < 0.$$

By A2, that is,  $S(\bar{c}) = S(|\bar{c}|)$  we may drop the absolute value in the measure without loss of generality:

$$-\frac{1}{p} \left( \sum_{k \neq i, j} c_k^p + (c_i - \alpha)^p + (c_j + \alpha)^p \right)^{\frac{1}{p} - 1} (-p(c_i - \alpha)^{p-1} + p(c_j + \alpha)^{p-1}) < 0.$$

Which holds true if

$$(c_j + \alpha)^{p-1} - (c_i - \alpha)^{p-1} > 0.$$

As  $p - 1 < 0$  we can rewrite the above as

$$\begin{aligned} \frac{1}{(c_j + \alpha)^{1-p}} - \frac{1}{(c_i - \alpha)^{1-p}} &> 0 \\ \frac{1}{c_j + \alpha} &> \frac{1}{c_i - \alpha} \\ c_i - \alpha &> c_j + \alpha \\ \frac{c_i - c_j}{2} &> \alpha, \end{aligned}$$

which is necessarily true as it is one of the constraints upon  $\alpha$  ■

2)  $-\ell^p$  and D3:

*Proof:*  $-\ell^p$  satisfies

$$S(\alpha + \bar{c}) < S(\bar{c}), \quad \alpha \in \mathbb{R}, \quad \alpha > 0.$$

$$\begin{aligned} -\left(\sum_{k=1}^N |\alpha + c_k|^p\right)^{1/p} &< -\left(N\alpha^p + \sum_{k=1}^N |c_k|^p\right)^{1/p} \\ &< -\left(\alpha + \sum_{k=1}^N |c_k|^p\right)^{1/p} < -\left(\sum_{k=1}^N |c_k|^p\right)^{1/p}. \end{aligned}$$

3)  $\frac{\ell^2}{\ell^1}$  and D1:

*Proof:*  $\frac{\ell^2}{\ell^1}$  satisfies

$$S([c_1 \cdots c_i - \alpha \cdots c_j + \alpha \cdots]) < S(\bar{c})$$

for all  $\alpha, c_i, c_j$  such that  $c_i > c_j$  and  $0 < \alpha < \frac{c_i - c_j}{2}$ .

As  $\frac{\ell^2}{\ell^1} = \frac{\sqrt{\sum_j |c_j|^2}}{\sum_j |c_j|}$  we can restate the above as

$$\frac{\sqrt{\sum_{k \neq i, j} |c_k|^2 + |c_i - \alpha|^2 + |c_j + \alpha|^2}}{\sum_k |c_k| + \alpha - \alpha} < \frac{\sqrt{\sum_k |c_k|^2}}{\sum_k |c_k|}.$$

This simplifies to

$$\begin{aligned} \sum_{k \neq i, j} |c_k|^2 + |c_i - \alpha|^2 + |c_j + \alpha|^2 &< \sum_k |c_k|^2 \\ |c_i - \alpha|^2 + |c_j + \alpha|^2 &< |c_i|^2 + |c_j|^2. \end{aligned}$$

By A2, that is,  $S(\vec{c}) = S(|\vec{c}|)$  we may drop the absolute value in the measure without loss of generality.

$$\begin{aligned} c_i^2 - 2c_i\alpha + \alpha^2 + c_j^2 + 2c_j\alpha + \alpha^2 &< c_i^2 + c_j^2 \\ c_j - c_i + \alpha &< 0, \end{aligned}$$

which we know is true as  $0 < \alpha < \frac{c_i - c_j}{2}$ . ■

4)  $\frac{\ell^2}{\ell^1}$  and D3:

*Proof:*  $\frac{\ell^2}{\ell^1}$  does not satisfy

$$S(\alpha + \vec{c}) < S(\vec{c}), \quad \alpha \in \mathbb{R}, \quad \alpha > 0.$$

By A2, that is,  $S(\vec{c}) = S(|\vec{c}|)$  we may drop the absolute value in the measure without loss of generality:

$$\frac{\sqrt{\sum_j (\alpha + c_j)^2}}{\sum_j (\alpha + c_j)} = \frac{\sqrt{\sum_j (\alpha^2 + 2c_j\alpha + c_j^2)}}{\sum_j (\alpha + c_j)}.$$

To simplify matters we make the following substitutions

$$\begin{aligned} s_1 &= \sum_j c_j \\ s_2 &= \sum_j c_j^2 \end{aligned} \quad (6)$$

and note that  $s_1^2 > s_2$ . We now have

$$\begin{aligned} \frac{\sqrt{s_2 + 2\alpha s_1 + N\alpha^2}}{s_1 + N\alpha} &< \frac{\sqrt{s_2}}{s_1} \\ s_1^2(s_2 + 2\alpha s_1 + N\alpha^2) &< s_2(s_1^2 + 2s_1N\alpha + N^2\alpha^2) \\ \alpha &< \frac{N}{2s_1} \left( \frac{s_2 - s_1^2}{Ns_1^2 - s_2} \right), \end{aligned}$$

which is false as  $\left( \frac{s_2 - s_1^2}{Ns_1^2 - s_2} \right) < 0$  which violates the condition  $\alpha > 0$ . ■

5)  $\frac{\ell^2}{\ell^1}$  and P1:

*Proof:*  $\frac{\ell^2}{\ell^1}$  satisfies  $\forall i \exists \beta = \beta_i > 0$ :

$$S([c_1 \dots c_i + \beta + \alpha \dots]) > S([c_1 \dots c_i + \beta \dots]),$$

$\forall \alpha > 0$ .

We make the following substitutions

$$\begin{aligned} s_1 &= \sum_j c_j \\ s_2 &= \sum_j c_j^2 \end{aligned}$$

and wish to show that we

$$\frac{\sqrt{s_2 + \alpha^2 + \beta^2 + 2(\alpha\beta + \alpha c_i + \beta c_i)}}{s_1 c_j + \alpha + \beta} > \frac{\sqrt{s_2 + \beta^2 + 2c_i \beta}}{s_1 + \beta}.$$

Squaring both sides and cross-multiplying gives

$$\alpha > \frac{2s_1 s_2 + 2\beta^2 c_i - 2\beta s_1^2 - 2c_i s_1^2}{s_1^2 + 2s_1 \beta - s_2 - 2\beta c_i}.$$

We want  $\alpha < 0$  and therefore want a  $\beta$  such that

$$\frac{2s_1 s_2 + 2\beta^2 c_i - 2\beta s_1^2 - 2c_i s_1^2}{s_1^2 + 2s_1 \beta - s_2 - 2\beta c_i} \leq 0.$$

As the denominator is always positive, we are only interested in the numerator, that is, finding a  $\beta$  such that

$$s_1 s_2 + \beta^2 c_i - \beta s_1^2 - c_i s_1^2 \leq 0.$$

This is satisfied for  $\beta = s_1$

$$s_1 s_2 + s_1^2 c_i - s_1^3 - c_i s_1^2 \leq 0,$$

which is clearly true. ■

6)  $-\tanh_{a,b}$  and D1:

*Proof:*  $-\tanh_{a,b}$  satisfies

$$S([c_1 \dots c_i - \alpha \dots c_j + \alpha \dots]) < S(\vec{c}),$$

for all  $\alpha, c_i, c_j$  such that  $c_i > c_j$  and  $0 < \alpha < \frac{c_i - c_j}{2}$ .

To satisfy this condition we must have  $\frac{\partial S(c_1, \dots, c_i - \alpha, \dots, c_j + \alpha, \dots)}{\partial \alpha} < 0$ . We show that this is not the case for this measure.

$$\begin{aligned} \frac{\partial}{\partial \alpha} \left[ -\sum_{k \neq i, j} \tanh(ac_k)^b - \tanh(ac_i - \alpha)^b - \tanh(ac_j + \alpha)^b \right] \\ = (1 - \tanh^2(ac_i - \alpha)^b) b (ac_i - \alpha)^{b-1} (-a) \\ + (1 - \tanh^2(ac_j + \alpha)^b) b (ac_j + \alpha)^{b-1} (a) \end{aligned}$$

which is true as, for any  $\theta$ ,

$$\tanh^2 \theta < 1$$

and  $c_i > \alpha$ . ■

7)  $-\tanh_{a,b}$  and D3:

*Proof:*  $-\tanh_{a,b}$  satisfies

$$S(\alpha + \vec{c}) < S(\vec{c}), \quad \alpha \in \mathbb{R}, \quad \alpha > 0.$$

If  $\frac{\partial S(\alpha + \vec{c})}{\partial \alpha} < 0$  that is, if the derivative of the measure with respect to the parameter  $\alpha$  is negative then any  $\alpha$  causes the measure to drop.

$$\begin{aligned} \frac{\partial}{\partial \alpha} \left[ -\sum_j \tanh(a\alpha + ac_j)^b \right] < 0 \\ \equiv -\sum_j (1 - \tanh^2((a\alpha + c_j)\alpha^b)) b (a\alpha + ac_j)^{b-1} a < 0 \end{aligned}$$

, which is true as  $a, b > 0$  and  $\tanh^2 \theta < 1$ . ■

8)  $-\log$  and D3:

*Proof:*  $-\log$  satisfies

$$S(\alpha + \vec{c}) < S(\vec{c}), \quad \alpha \in \mathbb{R}, \quad \alpha > 0.$$

$$\begin{aligned} -\sum_j \log \left( \frac{1 + (\alpha + c_j)^2}{1 + c_j^2} \right) = 0 \\ \iff \frac{1 + (\alpha + c_j)^2}{1 + c_j^2} > 1, \end{aligned}$$

which is true for  $\alpha > 0$ . ■

9)  $\kappa_4$  and D1:

*Proof:*  $\kappa_4$  satisfies

$$S([c_1 \ \dots \ c_i - \alpha \ \dots \ c_j + \alpha \ \dots]) < S(\vec{c}),$$

for all  $\alpha, c_i, c_j$  such that  $c_i > c_j$  and  $0 < \alpha < \frac{c_i - c_j}{2}$ .

Again we take the derivative and show that for any  $\alpha$  the derivative of the measure decreases and hence the measure decreases.

$$\frac{\partial}{\partial \alpha} \left[ \frac{\sum_{k \neq i, j} |c_k|^4 + |c_i - \alpha|^4 + |c_j - \alpha|^4}{\left( \sum_{k \neq i, j} |c_k|^2 + |c_i - \alpha|^2 + |c_j - \alpha|^2 \right)^2} \right] > 0.$$

By A2, that is,  $S(\vec{c}) = S(|\vec{c}|)$  we may drop the absolute value in the measure without loss of generality:

$$[(c_j + \alpha)^3 - (c_i - \alpha)^3] [(c_j + \alpha)^2 + (c_i - \alpha)^2] + [(c_j + \alpha)^4 + (c_i - \alpha)^4] [2\alpha + c_j - c_i] < 0,$$

which we is true as

$$\begin{aligned} [(c_j + \alpha) - (c_i - \alpha)] &< 0 \\ [2\alpha + c_j - c_i] < 0 &\equiv \alpha < \frac{c_i - c_j}{2}. \end{aligned}$$

10)  $\kappa_4$  and D2:

*Proof:*  $\kappa_4$  satisfies

$$S(\alpha \vec{c}) = S(\vec{c}), \quad \forall \alpha \in \mathbb{R}, \alpha > 0$$

$$\frac{\sum_j |\alpha c_j|^4}{\left( \sum_j |\alpha c_j|^2 \right)^2} = \frac{\alpha^4 \sum_j |c_j|^4}{\alpha^4 \left( \sum_j |c_j|^2 \right)^2} = \frac{\sum_j |c_j|^4}{\left( \sum_j |c_j|^2 \right)^2}.$$

11)  $\kappa_4$  and D3:

*Proof:*  $\kappa_4$  satisfies

$$S(\alpha \vec{c}) = S(\vec{c}), \quad \forall \alpha \in \mathbb{R}, \alpha > 0.$$

$$\frac{\sum_j |\alpha c_j|^4}{\left( \sum_j |\alpha c_j|^2 \right)^2} = \frac{\alpha^4 \sum_j |c_j|^4}{\alpha^4 \left( \sum_j |c_j|^2 \right)^2} = \frac{\sum_j |c_j|^4}{\left( \sum_j |c_j|^2 \right)^2}.$$

12)  $\kappa_4$  and P1:

*Proof:*  $\kappa_4$  satisfies  $\forall i \exists \beta = \beta_i > 0$ :

$$S([c_1 \ \dots \ c_i + \beta + \alpha \ \dots]) > S([c_1 \ \dots \ c_i + \beta \ \dots]), \quad \forall \alpha > 0.$$

We make the substitution  $\tilde{c}_i = c_i + \beta$ . We show that the derivative of the measure is positive and hence the measure increases for any  $\alpha$

$$\frac{\partial}{\partial \alpha} \left[ \frac{\sum_{j \neq i} \tilde{c}_j^4 + (\tilde{c}_i + \alpha)^4}{\left( \sum_{j \neq i} \tilde{c}_j^2 + (\tilde{c}_i + \alpha)^2 \right)^2} \right] > 0.$$

Which is

$$(\tilde{c}_i + \alpha)^3 \left( \sum_{j \neq i} \tilde{c}_j^2 + (\tilde{c}_i + \alpha)^2 \right) - \left( \sum_{j \neq i} \tilde{c}_j^4 + (\tilde{c}_i + \alpha)^4 \right) (\tilde{c}_i + \alpha)$$

Multiplying out and substituting back in for  $\tilde{c}_i$  this becomes

$$c_i + \alpha + \beta > \sqrt{\frac{\sum_{j \neq i} c_j^4}{\left( \sum_{j \neq i} c_j^2 \right)^2}}.$$

Clearly there exists a  $\beta$  such that the above expression holds true for all  $\alpha > 0$ . ■

13)  $-\ell_-^p$  and P1:

*Proof:*  $-\ell_-^p$  satisfies  $\forall i \exists \beta = \beta_i > 0$ :

$$S([c_1 \ \dots \ c_i + \beta + \alpha \ \dots]) > S([c_1 \ \dots \ c_i + \beta \ \dots]),$$

$\forall \alpha > 0$ .

Without loss of generality we can change the conditions slightly by replacing  $p$  ( $p < 0$ ) with  $-p$  and correspondingly update the constraint to  $p > 0$ .

$$\begin{aligned} - \sum_{j \neq i, c_j \neq 0} c_j^{-p} - (c_i + \beta + \alpha)^{-p} &> - \sum_{j \neq i, c_j \neq 0} c_j^{-p} - (c_i + \alpha)^{-p} \\ (c_i + \beta + \alpha)^{-p} &< (c_i + \alpha)^{-p} \\ \frac{1}{(c_i + \beta + \alpha)^p} &< \frac{1}{(c_i + \alpha)^p}, \end{aligned}$$

which is true if  $\beta > 0$ . ■

14)  $u_\theta$  and D1:

*Proof:*  $u_\theta$  does not satisfy

$$S([c_1 \ \dots \ c_i - \alpha \ \dots \ c_j + \alpha \ \dots]) < S(\vec{c}),$$

for all  $\alpha, c_i, c_j$  such that  $c_i > c_j$  and  $0 < \alpha < \frac{c_i - c_j}{2}$ .

For  $\theta = .5$ ,

$$\begin{aligned} S([1, 2, 4, 9]) &= .6667 \\ S([1.1, 1.9, 4, 9]) &= .7333. \end{aligned}$$

The Robin Hood operation increased sparsity and hence does not satisfy D1. ■

15)  $u_\theta$  and D3:

*Proof:*  $u_\theta$  does not satisfy

$$S(\alpha + \vec{c}) < S(\vec{c}), \quad \alpha \in \mathbb{R}, \alpha > 0.$$

Assume  $\vec{c}$  has total support  $c_{(N)} - c_{(1)}$  and the support of  $[\theta N]$  points lying between values  $c_{(j)} - c_{(k)}$ . By adding a constant,  $\alpha$ , to each coefficient in the distribution we shift the distribution, the resulting distribution being given by  $\vec{c} + \alpha$ . Clearly, the minimum support length,  $(c_{(j)} - \alpha) - (c_{(k)} - \alpha) = c_{(j)} - c_{(k)}$  which does not change and hence  $u_\theta$  does not satisfy D3. ■

16)  $u_\theta$  and D4:

*Proof:*  $u_\theta$  satisfies

$$S(\vec{c}) = S(\vec{c} \|\vec{c}) = S(\vec{c} \|\vec{c} \|\vec{c}) = S(\vec{c} \|\vec{c} \|\dots \|\vec{c}).$$

Assume  $\vec{c}$  has total support  $c_{(N)} - c_{(1)}$  and the support of  $[\theta N]$  points lying between values  $c_{(j)} - c_{(k)}$ . The new set,  $\{\vec{c} \cup \vec{c}\}$  has  $2\theta N$  points lying between values  $c_{(j)} - c_{(k)}$ , that is, the range has not changed, nor has the total support. This reasoning holds for cloning the data more than ones. Hence  $u_\theta$  satisfies D4. ■

17)  $u_\theta$  and P1:

*Proof:*  $u_\theta$  does not satisfy  $\forall i \exists \beta = \beta_i > 0$ :

$$S([c_1 \dots c_i + \beta + \alpha \dots]) > S([c_1 \dots c_i + \beta \dots]),$$

$\forall \alpha > 0$ .

Assume  $\vec{c}$  has total support  $c_{(N)} - c_{(1)}$  and the support of  $\theta N$  points lying between values  $c_{(j)} - c_{(k)}$ . By increasing  $c_{(N)}$  the range of the  $[\theta N]$  points of interest is unaffected but the overall support increases which increases the sparsity measure.

If we wish to do the same with a smaller coefficient we are faced with two scenarios. The first scenario is that the coefficient of interest,  $c_{(i)}$  is not in the range  $c_{(j)} - c_{(k)}$  in which case there exists a  $\beta$  which will change the sorted ordering to make  $c_{(i)}$  the largest coefficient and the first argument holds true and the condition is satisfied. The second scenario is that the coefficient of interest is in the range  $c_{(j)} - c_{(k)}$ . In this case there exists a  $\beta$  which makes the coefficient of interest larger than  $c_{(N)}$ . A new range is defined,  $c_{(j+1)} - c_{(k)}$  or  $c_{(j)} - c_{(k-1)}$  which may initially decrease sparsity but for a sufficiently large  $\beta$  will increase sparsity and hence satisfy the condition. ■

18)  $u_\theta$  and P2:

*Proof:*  $u_\theta$  does not satisfy

$$S(\vec{c}|0) > S(\vec{c}).$$

Assume  $\vec{c}$  has total support  $c_{(N)} - c_{(1)}$  and the support of  $[\theta N]$  points lying between values  $c_{(j)} - c_{(k)}$ . If 0 lies within the range  $c_{(j)} - c_{(k)}$  adding a 0 will decrease the range to  $c_{(j-1)} - c_{(k)}$  without increasing the total support. However, if 0 is outside the range  $c_{(j)} - c_{(k)}$  adding a 0 will increase the total support without affecting the range  $c_{(j)} - c_{(k)}$  and will result in a decrease in sparsity and hence does not satisfy P2. ■

19)  $H_G$  and D1:

*Proof:*  $H_G$  satisfies

$$S([c_1 \dots c_i - \alpha \dots c_j + \alpha \dots]) < S(\vec{c}),$$

for all  $\alpha, c_i, c_j$  such that  $c_i > c_j$  and  $0 < \alpha < \frac{c_i - c_j}{2}$ .

$$\begin{aligned} -\sum_{k \neq i, j} \ln c_k^2 - \ln(c_i - \alpha)^2 - \ln(c_j + \alpha)^2 &< -\sum_k \ln c_k^2 \\ -2 \ln(c_i - \alpha) - 2 \ln(c_j + \alpha) &< -2 \ln c_i - 2 \ln c_j \\ (c_i - \alpha)(c_j + \alpha) &> c_i c_j \\ a &< c_i - c_j, \end{aligned}$$

which is clearly true. ■

20)  $H_S$  and D3:

*Proof:*  $H_S$  satisfies

$$S(\alpha + \vec{c}) < S(\vec{c}), \alpha \in \mathbb{R}, \alpha > 0$$

To begin with we shall make the substitution

$$\tilde{c}_j' = \frac{(c_j + \alpha)^2}{\sum_k (c_k + \alpha)^2}.$$

We take the derivative

$$\begin{aligned} \frac{\partial}{\partial \alpha} \left[ -\sum_j \tilde{c}_j' \ln |\tilde{c}_j'|^2 \right] &< 0 \\ \sum_j \tilde{c}_j' \frac{\partial \tilde{c}_j'}{\partial \alpha} (1 + \ln \tilde{c}_j') &, \end{aligned}$$

which is true if  $\frac{\partial \tilde{c}_j'}{\partial \alpha} > 0$ . If we write this in full:

$$\frac{\partial \tilde{c}_j'}{\partial \alpha} = \frac{\partial}{\partial \alpha} \left[ (c_j + \alpha)^2 \left( \sum_k (c_k + \alpha)^2 \right)^{-1} \right],$$

which is clearly  $> 0$ . ■

21)  $H'_S$  and D3:

*Proof:*  $H'_S$  satisfies

$$S(\alpha + \vec{c}) < S(\vec{c}), \alpha \in \mathbb{R}, \alpha > 0$$

By A2, that is,  $S(\vec{c}) = S(|\vec{c}|)$  we may drop the absolute value in the measure without loss of generality, that is,  $\tilde{c}_j = |c_j| = c_j$ :

$$\begin{aligned} \frac{\partial}{\partial \alpha} \left[ -\sum_j c_j + \alpha \ln(c_j + \alpha)^2 \right] &< 0 \\ -\sum_j (c_j + \alpha) \ln(c_j + \alpha) &< 0, \end{aligned}$$

which is clearly true. ■

22) Hoyer and D1:

*Proof:* Hoyer satisfies

$$S([c_1 \dots c_i - \alpha \dots c_j + \alpha \dots]) < S(\vec{c}),$$

for all  $\alpha, c_i, c_j$  such that  $c_i > c_j$  and  $0 < \alpha < \frac{c_i - c_j}{2}$ .

$$\begin{aligned} \frac{\partial}{\partial \alpha} \left( \frac{\sqrt{N} - \frac{\ell^1}{\ell^2}}{\sqrt{N} - 1} \right) \\ \equiv \frac{\partial}{\partial \alpha} \left[ \frac{-1}{\sqrt{N} - 1} \left( \frac{\sum_j c_j}{\sum_{k \neq i, j} (c_k^2 + (c_i - \alpha)^2 + (c_j + \alpha)^2)^{\frac{1}{2}}} \right) \right], \end{aligned}$$

which is

$$\left( \sum_{k \neq i, j} (c_k^2 + (c_i - \alpha)^2 + (c_j + \alpha)^2)^{-\frac{3}{2}} \right) (c_i + c_j) > 0. \quad \blacksquare$$

23) Hoyer and D3:

*Proof:* Hoyer satisfies

$$S(\alpha + \vec{c}) < S(\vec{c}), \alpha \in \mathbb{R}, \alpha > 0.$$

$$\begin{aligned} \frac{\partial}{\partial \alpha} \left( \frac{\sqrt{N} - \frac{\sum_{i=1}^N (c_i + \alpha)}{\sqrt{\sum_{i=1}^N (c_i + \alpha)^2}}}{\sqrt{N} - 1} \right) \\ \equiv \frac{\partial}{\partial \alpha} \left[ \frac{-1}{\sqrt{N} - 1} \left( \sum_{i=1}^N (c_i + \alpha)^2 \right) \left( \sum_{i=1}^N (c_i + \alpha)^2 \right)^{-\frac{1}{2}} \right]. \end{aligned}$$

With the substitution

$$\begin{aligned} s_1 &= \sum_{i=1}^N c_i \\ s_2 &= \sum_{i=1}^N c_i^2 \end{aligned}$$

this becomes

$$(s_1 + N\alpha)^2 (s_2 + 2\alpha s_1 + N\alpha^2)^{-\frac{3}{2}} - N(s_2 + 2\alpha s_1 + N\alpha^2) < 0,$$

which simplifies to

$$N > \frac{s_1^2}{s_2}.$$

If we rewrite this as

$$\sum i = 1^N 1 \sum > \left( \sum_{i=1}^N \right)^2,$$

we can see this is true by Cauchy-Schwarz. ■

24) *Hoyer and P1:*

*Proof: Hoyer satisfies  $\forall i \exists \beta = \beta_i > 0$ :*

$$S([c_1 \dots c_i + \beta + \alpha \dots]) > S([c_1 \dots c_i + \beta \dots]),$$

$\forall \alpha > 0.$

$$\frac{\partial}{\partial \alpha} \left( \frac{\sqrt{N} - \frac{c_1}{\beta^2}}{\sqrt{N} - 1} \right) \equiv \frac{\partial}{\partial \alpha} \left[ \frac{-1}{\sqrt{N} - 1} \left( \frac{\sum c_j + \alpha + \beta}{\sum_{k \neq i} (c_k^2 + (c_i + \alpha + \beta)^2)^{\frac{1}{2}}} \right) \right]$$

which is

$$\sum_{k \neq i} (c_k^2 + (c_i + \alpha + \beta)^2) + (c_i + \alpha + \beta) \left( \sum_j c_j + \alpha + \beta \right) > 0.$$

25) *Gini and D1:*

*Proof: The Gini Index satisfies*

$$S(c_1, \dots, c_i - \alpha, \dots, c_j + \alpha, \dots) < S(\vec{c}),$$

for all  $\alpha, c_i, c_j$  such that  $c_i > c_j$  and  $0 < \alpha < \frac{c_i - c_j}{2}$ .

The Gini Index of  $\vec{c} = [c_1 \ c_2 \ c_3 \ \dots]$  is given by

$$S(\vec{c}) = 1 - 2 \sum_{k=1}^N \frac{|c_{(k)}|}{\|\vec{c}\|_1} \left( \frac{N - k + \frac{1}{2}}{N} \right), \quad (7)$$

where  $(k)$  denotes the index of sorting from lowest to highest, that is,  $c_{(1)} \leq c_{(2)} \leq \dots \leq c_{(N)}$ . By A2, that is,  $S(\vec{c}) = S(|\vec{c}|)$  we may drop the absolute value in the measure without loss of generality.

Without loss of generality we can assume that the two coefficients involved in the Robin Hood operation are  $c_{(i)}$  and  $c_{(j)}$ . After a Robin Hood operation is performed on  $\vec{c}$  we label the resulting set of coefficients  $\vec{d}$  which are sorted using an index which we denote  $[\cdot]$ , that is,  $d_{[1]} \leq d_{[2]} \leq \dots \leq d_{[N]}$ . Let us assume that the Robin Hood operation alters the sorted ordering in that the new coefficient obtained by the subtraction of  $\alpha$  from  $c_{(i)}$  has the new rank  $i - n$ , that is,

$$d_{[i-n]} = c_{(i)} - \alpha$$

and the new coefficient obtained by the addition of  $\alpha$  to  $c_{(j)}$  has the new rank  $j + m$ , that is,

$$d_{[j+m]} = c_{(j)} + \alpha.$$

Of course, the effect of these ranks changing has more far-reaching effects on the new sorting order. The correspondence between the coefficients of  $\vec{c}$  and  $\vec{d}$  is shown in Fig B25 and in mathematical terms is

$$\begin{aligned} d_{[k]} &= c_{(k)} & \text{for } 1 \leq k \leq j-1 \\ d_{[k]} &= c_{(k+1)} & \text{for } j \leq k \leq j+m-1 \\ d_{[k]} &= c_{(j)} + \alpha & \text{for } k = j+m \\ d_{[k]} &= c_{(k)} & \text{for } j+m+1 \leq k \leq i-n-1 \\ d_{[k]} &= c_{(i)} - \alpha & \text{for } k = i-n \\ d_{[k]} &= c_{(k-1)} & \text{for } i-n+1 \leq k \leq i \\ d_{[k]} &= c_{(k)} & \text{for } i+1 \leq k \leq N. \end{aligned}$$

We wish to show

$$S(\vec{c}) > S(\vec{d})$$

Removing common terms and noting that  $\|\vec{c}\|_1 = \|\vec{d}\|_1$  we can simplify this to

$$\sum_{k \in \Delta} c_{(k)} \left( N - k + \frac{1}{2} \right) < \sum_{k \in \Delta} d_{[k]} \left( N - k + \frac{1}{2} \right),$$

where  $\Delta = \{j, j+1, \dots, j+m, i-n, i-n+1, \dots, i\}$ . Using the correspondence above we can express the coefficients of  $\vec{d}$  in terms of the coefficients of  $\vec{c}$ . We then get

$$\begin{aligned} & \sum_{k=1}^m c_{(j+k)} \left[ \left( N - j - k + 1 + \frac{1}{2} \right) - \left( N - j - k + \frac{1}{2} \right) \right] \\ & + \sum_{k=1}^n c_{(i-k)} \left[ \left( N - i + k - 1 + \frac{1}{2} \right) - \left( N - i + k + \frac{1}{2} \right) \right] \\ & + c_{(j)} \left[ \left( N - j - m + \frac{1}{2} \right) - \left( N - j + \frac{1}{2} \right) \right] \\ & + c_{(i)} \left[ \left( N - i + n + \frac{1}{2} \right) - \left( N - i + \frac{1}{2} \right) \right] \\ & + \alpha \left[ \left( N - j - m + \frac{1}{2} \right) - \left( N - i + n + \frac{1}{2} \right) \right] > 0, \end{aligned}$$

which becomes

$$\begin{aligned} & \sum_{k=1}^m (c_{(j+k)} - c_{(j)}) + \sum_{k=1}^n (c_{(i)} - c_{(i-k)}) \\ & + \alpha ((i-n) - (j+m)) > 0. \end{aligned}$$

This is true as the two summations are positive as the negative component has a lower sorted index than the positive and is hence smaller and the last term is positive due to the condition on  $\alpha$ . ■

26) *Gini and D2:*

*Proof: The Gini Index satisfies*

$$S(\alpha \vec{c}) = S(\vec{c}), \quad \forall \alpha \in \mathbb{R}, \alpha > 0.$$

By A2, that is,  $S(\vec{c}) = S(|\vec{c}|)$  we may drop the absolute value in the measure without loss of generality:

$$\begin{aligned} S(\alpha \vec{c}) &= 1 - 2 \sum_{k=1}^N \frac{\alpha c_{(k)}}{\|\alpha \vec{c}\|_1} \left( \frac{N - k + \frac{1}{2}}{N} \right) \\ &= 1 - 2 \sum_{k=1}^N \frac{\alpha c_{(k)}}{\alpha \|\vec{c}\|_1} \left( \frac{N - k + \frac{1}{2}}{N} \right) \\ &= S(\vec{c}). \end{aligned}$$

■

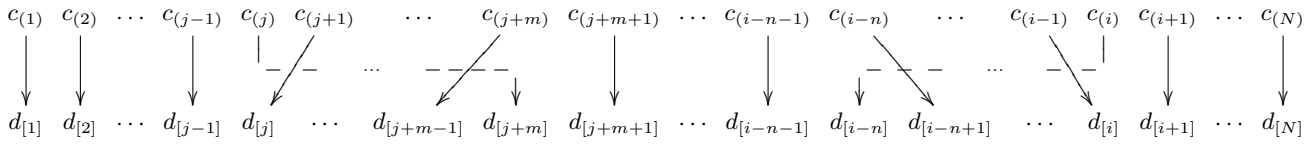


Fig. 6. The mapping between a vector before and after a Robin Hood operation. This is used in Proof B25

27) *Gini and D3:*

*Proof: The Gini Index satisfies*

$$S(\alpha + \vec{c}) < S(\vec{c}), \quad \alpha \in \mathbb{R}, \quad \alpha > 0.$$

Rewriting  $S(\alpha + \vec{c}) < S(\vec{c})$  and making the substitution

$$f(k) = \left( \frac{N - k + \frac{1}{2}}{N} \right),$$

we get the following:

$$\begin{aligned} \sum_{k=1}^N \frac{c(k)}{\|\vec{c} + \alpha\|_1} f(k) + \frac{N\alpha}{\|\vec{c} + \alpha\|_1} \sum_{k=1}^N f(k) - \sum_{k=1}^N \frac{c(k)}{\|\vec{c}\|_1} f(k) &> 0 \\ \sum_{k=1}^N c(k) f(k) \left( \frac{1}{\|\vec{c} + \alpha\|_1} - \frac{1}{\|\vec{c}\|_1} \right) + \frac{N\alpha}{\|\vec{c} + \alpha\|_1} \sum_{k=1}^N f(k) &> 0 \\ \sum_{k=1}^N \frac{c(k)}{\|\vec{c}\|_1} f(k) \left( \frac{-N\alpha}{\|\vec{c} + \alpha\|_1} \right) + \frac{N\alpha}{\|\vec{c} + \alpha\|_1} \sum_{k=1}^N f(k) &> 0 \\ \sum_{k=1}^N f(k) \left( 1 - \frac{c(k)}{\|\vec{c}\|_1} \right) &> 0. \end{aligned}$$

This is clearly true for  $k > 1$ . ■

28) *Gini and D4:*

*Proof: The Gini Index satisfies*

$$S(\vec{c}) = S(\vec{c} \|\vec{c}) = S(\vec{c} \|\vec{c} \|\vec{c}) = S(\vec{c} \|\vec{c} \|\vec{c} \|\vec{c}) \dots \|\vec{c}.$$

We clone  $\vec{c}$   $M$  times to get the vector  $\vec{d}$  which has length  $MN$ :

$$\begin{aligned} S(\underbrace{\vec{c} \|\vec{c} \|\dots\|\vec{c}}_M) &= S(\vec{d}) \\ &= 1 - 2 \sum_{k=1}^{MN} \frac{d(k)}{|\vec{d}|} \left( \frac{MN - k + \frac{1}{2}}{MN} \right) \\ &= 1 - 2 \sum_{j=1}^M \sum_{i=1}^N \frac{c(k)}{M|\vec{c}|} \left( \frac{MN - (Mi - M + j) + \frac{1}{2}}{MN} \right) \\ &= 1 - 2 \sum_{i=1}^N \frac{c(k)}{|\vec{c}|} \sum_{j=1}^M \left( \frac{MN - Mi + M - j + \frac{1}{2}}{M^2N} \right) \\ &= 1 - 2 \sum_{i=1}^N \frac{c(k)}{|\vec{c}|} \left( \frac{M^2N - M^2i + M^2 - \frac{M(M+1)}{2} + \frac{M}{2}}{M^2N} \right) \\ &= 1 - 2 \sum_{i=1}^N \frac{c(k)}{|\vec{c}|} \left( \frac{M^2N - M^2i + M^2 - \frac{M^2}{2} - \frac{M}{2} + \frac{M}{2}}{M^2N} \right) \\ &= 1 - 2 \sum_{i=1}^N \frac{c(k)}{|\vec{c}|} \left( \frac{M^2N - M^2i + \frac{M^2}{2}}{M^2N} \right) \\ &= 1 - 2 \sum_{i=1}^N \frac{c(k)}{|\vec{c}|} \left( \frac{N - i + \frac{1}{2}}{N} \right) \\ &= S(\vec{c}). \end{aligned}$$

29) *Gini and P1:*

*Proof: The Gini Index satisfies  $\forall i \exists \beta = \beta_i > 0$  :*

$$S([c_1 \dots c_i + \beta + \alpha \dots]) > S([c_1 \dots c_i + \beta \dots]), \quad \forall \alpha > 0.$$

We use the following notation,

$$\vec{c} = \{c(1), c(2), \dots, c(N) + \beta\}.$$

Without loss of generality we have chosen to perform the operation on  $c(N)$  as  $\beta$  can absorb the additive value needed to change any of the  $c(i)$  to  $c(N)$ .

We wish to show that

$$\begin{aligned} 1 - 2 \sum_{i=1}^N \frac{c(i)}{\|\vec{c}\|_1} \left( \frac{N - i + \frac{1}{2}}{N} \right) \\ < 1 - 2 \sum_{i=1}^N \frac{c(i)}{\|\vec{c}\|_1 + \beta} \left( \frac{N - i + \frac{1}{2}}{N} \right) - \frac{\beta}{N(\|\vec{c}\|_1 + \beta)}. \end{aligned}$$

We can simplify the above to

$$\begin{aligned} \sum_{i=1}^N c(i) \left( \frac{N - i + \frac{1}{2}}{N} \right) \left( \frac{1}{\|\vec{c}\|_1} - \frac{1}{\|\vec{c}\|_1 + \beta} \right) &> \frac{\beta}{2N(\|\vec{c}\|_1 + \beta)} \\ \sum_{i=1}^N c(i) \left( N - i + \frac{1}{2} \right) &> \frac{\|\vec{c}\|_1}{2} \\ \sum_{i=1}^N c(i) \left( N - i + \frac{1}{2} \right) &> \frac{1}{2} \sum_{i=1}^N c(i) \\ \sum_{i=1}^N c(i) (N - i) &> 0. \end{aligned}$$

Hence, the Gini Index satisfies P1. ■

30) *Gini and P2:*

*Proof: The Gini Index satisfies satisfy*

$$S(\vec{c} \| 0) > S(\vec{c}).$$

Let us define

$$\vec{d} = \vec{c} \| 0 = [c_1 \ c_2 \ c_3 \ \dots \ c_N \ 0]$$

and we note that  $\|\vec{d}\|_1 = \|\vec{c}\|_1$ . Without loss of generality we assign the lowest rank to the added coefficient 0, that is,  $d_{N+1} = d(1)$ . We can now make the assertion  $d_{(i+1)} = c(i)$ , yielding

$$\begin{aligned} S(\vec{d}) &= 1 - 2 \sum_{k=2}^{N+1} \frac{d(k)}{|\vec{d}|} \left( \frac{N + 1 - k + \frac{1}{2}}{N + 1} \right) \\ &\quad - 2 \frac{0}{|\vec{d}|} \left( \frac{N + 1 - 1 + \frac{1}{2}}{N + 1} \right). \end{aligned}$$

Making the substitution  $i = k - 1$  we get

$$\begin{aligned}
 S(\vec{d}) &= 1 - 2 \sum_{i=1}^N \frac{d_{(i+1)}}{|\vec{d}|} \left( \frac{N+1-i+\frac{1}{2}}{N+1} \right) \\
 &= 1 - 2 \sum_{i=1}^N \frac{c_{(i)}}{\|\vec{c}\|_1} \left( \frac{N-i+\frac{1}{2}}{N+1} \right) \\
 &> 1 - 2 \sum_{i=1}^N \frac{c_{(i)}}{\|\vec{c}\|_1} \left( \frac{N-i+\frac{1}{2}}{N} \right) \\
 &= S(\vec{c}).
 \end{aligned}$$

## REFERENCES

- [1] W. Li and J. Preisig, "Estimation of rapidly time-varying sparse channels," *Oceanic Engineering, IEEE Journal of*, vol. 32, no. 4, pp. 927–939, Oct. 2007.
- [2] R. Adams, Y. Xu, and F. Canning, "Sparse pseudo inverse of the discrete plane wave transform," *Antennas and Propagation, IEEE Transactions on*, vol. 56, no. 2, pp. 475–484, Feb. 2008.
- [3] J. Wright, A. Yang, A. Ganesh, S. Sastry, and Y. Ma, "Robust face recognition via sparse representation," *Pattern Analysis and Machine Intelligence, IEEE Transactions on*, vol. accepted for publication, 2008.
- [4] J. Mairal, M. Elad, and G. Sapiro, "Sparse representation for color image restoration," *Image Processing, IEEE Transactions on*, vol. 17, no. 1, pp. 53–69, Jan. 2008.
- [5] M. Aharon and M. Elad, "Sparse and redundant modeling of image content using an image-signature-dictionary," *SIAM Journal of Imaging Sciences*, vol. 1, no. 3, pp. 228–247, 2008.
- [6] K. Leung, M. van Stralen, A. Nemes, M. Voormolen, G. van Burken, M. Geleijnse, F. ten Cate, J. Reiber, N. de Jong, A. van der Steen, and J. Bosch, "Sparse registration for three-dimensional stress echocardiography," *Medical Imaging, IEEE Transactions on*, vol. 27, no. 11, pp. 1568–1579, Nov. 2008.
- [7] A. Gupta, G. Karypis, and V. Kumar, "Highly scalable parallel algorithms for sparse matrix factorization," *Parallel and Distributed Systems, IEEE Transactions on*, vol. 8, no. 5, pp. 502–520, May 1997.
- [8] J. Tropp, "Just relax: convex programming methods for identifying sparse signals in noise," *Information Theory, IEEE Transactions on*, vol. 52, no. 3, pp. 1030–1051, March 2006.
- [9] E. J. Candes, M. B. Wakin, and S. P. Boyd, "Enhancing sparsity by reweighted  $l^1$  minimization," *Journal of Fourier Analysis and Applications*, 2007. [Online]. Available: <http://www.citebase.org/abstract?id=oai:arXiv.org:0711.1612>
- [10] C. Zhu, "Stable recovery of sparse signals via regularized minimization," *Information Theory, IEEE Transactions on*, vol. 54, no. 7, pp. 3364–3367, July 2008.
- [11] M. Mishali and Y. Eldar, "Reduce and boost: Recovering arbitrary sets of jointly sparse vectors," *Signal Processing, IEEE Transactions on*, vol. 56, no. 10, pp. 4692–4702, Oct. 2008.
- [12] M. Aharon, M. Elad, and A. Bruckstein, "K-SVD: An algorithm for designing overcomplete dictionaries for sparse representation," *Signal Processing, IEEE Transactions on*, vol. 54, no. 11, pp. 4311–4322, Nov. 2006.
- [13] M. Akcakaya and V. Tarokh, "A frame construction and a universal distortion bound for sparse representations," *Signal Processing, IEEE Transactions on*, vol. 56, no. 6, pp. 2443–2450, June 2008.
- [14] R. Gribonval and M. Nielsen, "Sparse representations in unions of bases," *Information Theory, IEEE Transactions on*, vol. 49, no. 12, pp. 3320–3325, Dec. 2003.
- [15] L. Jiao, L. Bo, and L. Wang, "Fast sparse approximation for least squares support vector machine," *Neural Networks, IEEE Transactions on*, vol. 18, no. 3, pp. 685–697, May 2007.
- [16] T. Blu, P.-L. Dragotti, M. Vetterli, P. Marziliano, and L. Coulot, "Sparse sampling of signal innovations," *Signal Processing Magazine, IEEE*, vol. 25, no. 2, pp. 31–40, March 2008.
- [17] V. Goyal, A. Fletcher, and S. Rangan, "Compressive sampling and lossy compression," *Signal Processing Magazine, IEEE*, vol. 25, no. 2, pp. 48–56, March 2008.
- [18] P. O'Grady, B. Pearlmutter, and S. Rickard, "Survey of sparse and non-sparse methods in source separation," *International Journal of Imaging Systems and Technology, special issue on Blind Source Separation and Deconvolution in Imaging and Image Processing*, vol. 15, no. 1, pp. 18–33, July 2005.
- [19] Z. He, S. Xie, S. Ding, and A. Cichocki, "Convolutional blind source separation in the frequency domain based on sparse representation," *Audio, Speech, and Language Processing, IEEE Transactions on*, vol. 15, no. 5, pp. 1551–1563, July 2007.
- [20] S. Rickard, *Blind Speech Separation*. Springer-Verlag, 2007, ch. The DUET Blind Source Separation Algorithm, pp. 217–241.
- [21] O. Yilmaz and S. Rickard, "Blind separation of speech mixtures via time-frequency masking," *Signal Processing, IEEE Transactions on*, vol. 52, no. 7, pp. 1830–1847, July 2004.
- [22] M. Elad, "Sparse representations are most likely to be the sparsest possible," in *EURASIP Journal on Applied Signal Processing, Paper No. 96247*, 2006.
- [23] A. Bruckstein, M. Elad, and M. Zibulevsky, "On the uniqueness of nonnegative sparse solutions to underdetermined systems of equations," *Information Theory, IEEE Transactions on*, vol. 54, no. 11, pp. 4813–4820, Nov. 2008.
- [24] N. Hurley and S. Rickard, "Comparing measures of sparsity," *Machine Learning for Signal Processing, 2008. MLSP 2008. IEEE Workshop on*, pp. 55–60, Oct. 2008.
- [25] H. Dalton, "The measurement of the inequity of incomes," *Economic Journal*, vol. 30, pp. 348–361, 1920.
- [26] S. Rickard and M. Fallon, "The Gini index of speech," *Conference on Information Sciences and Systems, Princeton, NJ*, March 2004.
- [27] B. C. Arnold, *Majorization and the Lorenz Order: A Brief Introduction*. Springer-Verlag, 1986.
- [28] J. Karvanen and A. Cichocki, "Measuring sparseness of noisy signals," in *ICA03*, 2003.
- [29] J. Fuchs, "Recovery of exact sparse representations in the presence of bounded noise," *Information Theory, IEEE Transactions on*, vol. 51, no. 10, pp. 3601–3608, Oct. 2005.
- [30] D. Donoho, M. Elad, and V. Temlyakov, "Stable recovery of sparse overcomplete representations in the presence of noise," *Information Theory, IEEE Transactions on*, vol. 52, no. 1, pp. 6–18, Jan. 2006.
- [31] G. Rath, C. Guillemot, and J. Fuchs, "Sparse approximations for joint source-channel coding," *Multimedia Signal Processing, 2008 IEEE 10th Workshop on*, pp. 481–485, Oct. 2008.
- [32] P. Xu, Y. Tian, H. Chen, and D. Yao, " $l^p$  norm iterative sparse solution for EEG source localization," *Biomedical Engineering, IEEE Transactions on*, vol. 54, no. 3, pp. 400–409, March 2007.
- [33] R. Balan, J. Rosca, and S. Rickard, "Equivalence principle for optimization of sparse versus low-spread representations for signal estimation in noise," *International Journal in Imaging Systems and Technology*, vol. 15, no. 1, pp. 10–17, 2005.
- [34] E. Candes and T. Tao, "Decoding by linear programming," *Information Theory, IEEE Transactions on*, vol. 51, no. 12, pp. 4203–4215, Dec. 2005.
- [35] D. Donoho and Y. Tsaig, "Fast solution of  $\ell_1$ -norm minimization problems when the solution may be sparse," *Information Theory, IEEE Transactions on*, vol. 54, no. 11, pp. 4789–4812, Nov. 2008.
- [36] B. A. Olshausen and D. J. Field, "Sparse coding of sensory inputs," *Current Opinion in Neurobiology*, vol. 14, no. 4, pp. 481–487, August 2004. [Online]. Available: <http://dx.doi.org/10.1016/j.conb.2004.07.007>
- [37] B. Rao and K. Kreutz-Delgado, "An affine scaling methodology for best basis selection," *IEEE Transactions on Signal Processing*, vol. 47, no. 1, pp. 187–200, January 1999.
- [38] K. Kreutz-Delgado and B. Rao, "Measures and algorithms for best basis selection," in *ICASSP1998, Seattle, Washington, USA*, 1998.
- [39] P. O. Hoyer, "Non-negative matrix factorization with sparseness constraints," *J. Mach. Learn. Res.*, vol. 5, pp. 1457–1469, 2004.
- [40] M. O. Lorenz, "Methods of measuring concentrations of wealth," *J. Amer. Stat. Assoc.*, 1905.
- [41] C. Gini, "Measurement of inequality of incomes," *Economic Journal*, vol. 31, pp. 124–126, 1921.
- [42] H. Shalit and S. Yitzhaki, "The mean-Gini efficient portfolio frontier," *The Journal of Financial Research*, vol. 28, no. 1, pp. 59–75, 2005.
- [43] R. Aaberge, "Axiomatic characterization of the Gini coefficient and lorenz curve orderings," *Journal of Economic Theory*, vol. 101, pp. 115–132, 2001.
- [44] —, "Erratum to axiomatic characterization of the Gini coefficient and lorenz curve orderings," *Journal of Economic Theory*, vol. 140, no. 1, 2008.



- [45] B. Milanovic, "A simple way to calculate the Gini coefficient, and some implications," *Economics Letters*, vol. 56, no. 1, pp. 45–49, 1997.
- [46] S. Rickard, "Sparse sources are separated sources," in *Proceedings of the 16th Annual European Signal Processing Conference*, Florence, Italy, 2006.
- [47] N. Hurley, S. Rickard, and P. Curran, "Parameterized lifting for sparse signal representations using the Gini index," in *Signal Processing with Adaptive Sparse Structured Representations (SPARS05)*, Rennes, France, November 2005.
- [48] N. Hurley, S. Rickard, P. Curran, and K. Drakakis, "Maximizing sparsity of wavelet representations via parameterized lifting," *Digital Signal Processing, 15th International Conference on*, pp. 631–634, July 2007.