

Exact coherent matter-wave soliton induced and controlled by laser field

Wenhua Hai*, Qiongtao Xie, Qianquan Zhu

Key Laboratory of Low-dimensional Quantum Structures and Quantum Control of Ministry of Education, and Department of Physics, Hunan Normal University, Changsha 410081, China*

We find an exact solution of coherent bright-soliton in the quasi-one-dimensional (1D) Bose-Einstein condensate (BEC) trapped in a harmonic potential, by using a Gaussian-shaped laser well (barrier) with oscillating position to balance the repulsive (attractive) interatomic interaction. The bright-soliton does not deform in propagation and is controlled accurately by the laser driving which resonates with the trapping potential. The solitonic motion is more stable for the repulsive BEC than that of the attractive BEC. The results reveal a different kind of solitons compared to that reported recently in Phys. Rev. Lett. 100, 164102 (2008) and suggest an experimental scheme for generating and controlling the coherent matter-wave soliton.

PACS numbers: 03.75.Kk, 05.45.Mt, 03.75.Nt, 05.45.Ac

Soliton in a Bose-Einstein condensate (BEC) is a kind of important nonlinear phenomena, which has been investigated experimentally and theoretically [1]-[11]. The formation and propagation of BEC solitons were observed by magnetically tuning the atom-atom interaction from repulsive to attractive [1, 2]. The theoretical works demonstrated that the matter-wave bright solitons can be created in a BEC, through the modulational instability [5, 6] and quantum phase fluctuations [7]. Propagation feature of the solitons is the breathing oscillation which is mostly controlled by the harmonic trap [12, 13]. In the harmonic trapping case, the Gaussian ansatz was used to fit the profiles of solitons [3, 7, 14, 15]. The Gaussian-shaped optical potentials have been applied for investigating the BEC solitons [16, 17, 18] and quantum tunneling [19, 20, 21, 22]. It is worth noting that the balance between nonlinearity and dispersion was found in the seminal study of soliton [23]. Recently, the new balances between the atom-atom interaction and the Gaussian and/or periodical potentials are demonstrated [17, 24]. For some special forms of external potential and interaction intensity, the exact soliton solutions in BECs have also been reported [16, 25, 26, 27].

The quantum states governed by the linear Schrödinger equation with inseparable space-time variables are very important but had to find. The coherent state of a harmonic oscillator is a nice example of such states, which has been widely applied to physics and optics [28, 29]. Can the coherent states exist in a harmonically trapped BEC system governed by the Gross-Pitaevskii equation (GPE)? This is usually impossible, because of the nonlinearity in GPE. However, when we employ the Gaussian laser to balance the nonlinear term, seeking exact coherent states of the GPE could become possible. Demonstrating the exact coherent state and its experimental feasibility is our main motivation in this paper.

By using the balance technique and applying the oscillating Gaussian lasers, we find the exact solution of

coherent bright-soliton in the quasi-1D BECs, which is the linear superposition of the eigenstates of a harmonic oscillator. For the attractive or repulsive BEC the interatomic interaction is balanced by the Gaussian barrier or well respectively, and in the both cases the soliton solutions possess the same form of coherent state. The coherent bright-soliton oscillates like a classical harmonic oscillator with the trapping frequency, which agrees with Strecker's experimental results [1]. However, compared to the deformed soliton trains observed in experiment, our single bright-soliton has different properties, namely its shape is kept in propagation, its behavior is controlled accurately by the laser field and its motion possesses better stability for the repulsive BEC. Based on the capacity of current experiments, such bright-soliton can be observed in a BEC.

We consider a BEC consisting of N identical Bose atoms and being transferred into a cigar-shaped harmonic trap. The potential that takes into account the combination of the magnetic trap and of the laser sheet reads [16, 21, 22] $V(x, t) = \frac{1}{2}m\omega_x^2x^2 + V_L(x, t)$ with $V_L(x, t)$ being the Gaussian-shaped laser potential. Let the transverse frequency ω_r be much greater than the axial frequencies ω_x , the dynamics of the system is governed by the quasi-1D GPE [7, 15]

$$i\hbar\frac{\partial\psi}{\partial t} = -\frac{\hbar^2}{2m}\frac{\partial^2\psi}{\partial x^2} + \left[\frac{1}{2}m\omega_x^2x^2 + V_L(x, t) + g'_{1d}|\psi|^2\right]\psi, \quad (1)$$

where we have assumed the transverse wave function being in ground state of a harmonic oscillator such that the quasi-1D interaction intensity related to the s -wave scattering length a_s , atomic mass m and number of condensed atoms N reads [30] $g'_{1d} = Nm\omega_r g_0/(2\pi\hbar) = 2N\hbar\omega_r a_s$ for the normalized wave-function ψ . The norm $|\psi|^2$ is the probability density and $N|\psi|^2$ the density of atomic number. Setting $l_r = \sqrt{\hbar/(m\omega_r)}$, $l_x = \sqrt{\hbar/(m\omega_x)}$, we normalize the time, space, wave function and laser potential by ω_x^{-1} , l_x , $\sqrt{1/l_x}$ and $\hbar\omega_x$ respectively, then the interaction intensity becomes $g_{1d} =$

*Electronic address: whhai2005@yahoo.com.cn

$2N\omega_r a_s/(\omega_x l_x)$ and the dimensionless GPE reads

$$i\frac{\partial\psi}{\partial t} = -\frac{1}{2}\frac{\partial^2\psi}{\partial x^2} + \left[\frac{1}{2}x^2 + V_L(x,t) + g_{1d}|\psi|^2\right]\psi. \quad (2)$$

In order to generate the coherent state of Eq. (2), we have to use the balance condition [24]

$$V_L(x,t) + g_{1d}|\psi|^2 = \mu \quad (3)$$

to transfer Eq. (2) to the linear Schrödinger equation

$$i\frac{\partial\psi}{\partial t} = -\frac{1}{2}\frac{\partial^2\psi}{\partial x^2} + \left[\frac{1}{2}x^2 + \mu\right]\psi, \quad (4)$$

where μ denotes an undetermined constant determined by the laser profile and is in units of $\hbar\omega_x$. Obviously, by the balance condition we mean that the external optical potential and the internal interaction reach into an indifferent equilibrium experimentally, namely their sum equates a constant [24]. The exact solutions of Eq. (2) must obey the balance condition (3) and linear equation (4) simultaneously. Therefore, only the properties common to the nonlinear Eq. (3) and linear Eq. (4) can be kept in the balance solution. For the Gaussian potential $V_L(x,t)$ the soliton solution of the nonlinear Eq. (3) and coherent-state solution of the linear Eq. (4) can be in the same form and could coexist thereby.

The well known coherent-state solution of Eq. (4) reads [28, 29]

$$\begin{aligned} \psi &= R(x,t)e^{i\Theta(x,t)}, \quad R = \sqrt{\pi^{-1/2}}e^{-\frac{1}{2}(x-x_0\cos t)^2}, \\ \Theta &= -\left[\left(\frac{1}{2} + \mu\right)t + x_0x\sin t - \frac{1}{4}x_0^2\sin 2t\right]. \end{aligned} \quad (5)$$

Here x_0 is the amplitude of the center position of Gaussian wave packet, which can be adjusted by the oscillating amplitude of laser position. Such a solution is an exact coherent superposition of the denumerably infinite eigenstates $\psi_n(x)e^{-iE_n t/\hbar}$ of a harmonic oscillator with energy $E_n = (\frac{1}{2} + n)\hbar\omega_x$. Applying Eq. (5) to Eq. (3) shows the profile of required Gaussian laser

$$V_L(x,t) = \mu - \sqrt{\pi^{-1}}g_{1d}e^{-(x-x_0\cos t)^2}. \quad (6)$$

Clearly, for constant interaction g_{1d} the oscillating Gaussian potential agrees with that used in [16, 31] and at $x_0 = 0$ it becomes the well known time-independent form [17, 19, 21] which leads Eq. (5) to the exact stationary state of Eq. (2). When the center position of the laser is oscillated with amplitude x_0 , Eq. (5) describes the oscillating single soliton [1, 13]. The oscillating amplitude x_0 and frequency $\omega = 1/(\omega_x)$ of the solitonic center are controlled by the oscillating amplitude and frequency of the laser position strictly. The required laser frequency ω_L is equal to the trapping frequency ω_x , that means resonance between the trapping and driving potentials. The same frequency fixes width and height of the Gaussian laser and soliton, through the axial length $l_x = \sqrt{\hbar/(m\omega_x)}$ of harmonic oscillator. On the other hand, rewriting Eq.

(5) as $\psi(x,t) = \phi(x,t)e^{-iE_F t/\hbar}$, we obtain the Floquet state

$$\phi(x,t) = R(x,t)e^{-i(x_0x\sin t - \frac{1}{4}x_0^2\sin 2t)} \quad (7)$$

which obeys $\phi(x,t+2\pi) = \phi(x,t)$ and the corresponding Floquet quasienergy

$$E_F = \left(\frac{1}{2} + \mu\right)(\hbar\omega_x). \quad (8)$$

The quasienergy is adjusted by the laser profile parameter μ of Eq. (6).

It is interesting noting that the soliton solutions of Eq. (5) possess the same form for the attractive and repulsive interatomic interactions, however, for different interactions the solitons are associated with different shapes of the required Gaussian lasers. Equation (6) exhibits that the laser barrier corresponds to the attractive interaction with $g_{1d} < 0$ and the laser well is associated with the repulsive one with $g_{1d} > 0$. When we consider $N = 10^4$ ^7Li atoms with mass m being 7 times of the proton mass m_p and take the experimental parameters [1] $a_s = \pm 1.5\text{nm}$, $\omega_x = 20\text{Hz}$, $\omega_r = 800\text{Hz}$, the harmonic oscillator lengths and the interaction intensity become $l_x = \sqrt{40}l_r = 21.22\mu\text{m}$ and $g_{1d} = 2N\omega_r a_s/(\omega_x l_x) = \pm 56.55$. In Fig. 1 we show the spatiotemporal evolutions

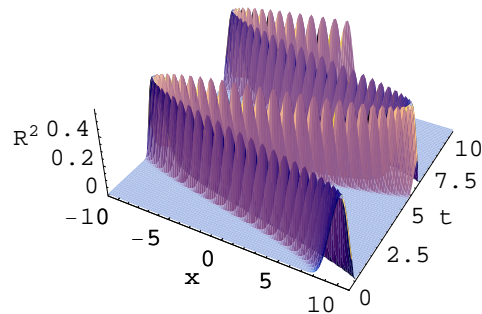


FIG. 1: Spatiotemporal evolution of the atomic density for the laser parameter $x_0 = 10(l_x) = 212.2\mu\text{m}$. At any time the density profile displays a Gaussian-shaped bright-soliton with oscillating center for both $g_{1d} > 0$ and $g_{1d} < 0$ cases.

of the atomic density $R^2(x,t)$ for the laser parameter $x_0 = 10(l_x) = 212.2\mu\text{m}$, which is a Gaussian wave at any time for both $g_{1d} > 0$ and $g_{1d} < 0$ cases. The Gaussian-shaped bright-soliton oscillates its center position with amplitude x_0 . Hereafter, the time, space, wave function and laser potential are in units of ω_x^{-1} , l_x , $\sqrt{1/l_x}$ and $\hbar\omega_x$ respectively. The laser potential $V_L(x,t)$ of Eq. (6) with parameters $\mu = 10$, $x_0 = 10$ is plotted as in Fig. 2 for (a) $g_{1d} = 56.55$, (b) $g_{1d} = -56.55$ respectively. In Fig. 2a, we observe the potential well for any time. The well oscillates its center position as the increase of time. From Fig. 2b with negative g_{1d} , we find that the laser potential describes some barriers with the same shape of atomic density in Fig. 1.

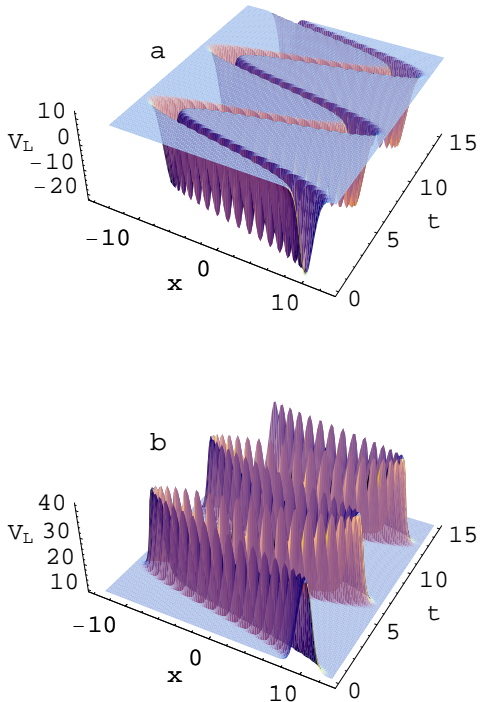


FIG. 2: Spatiotemporal evolutions of the potential functions for $\mu = 10$, $x_0 = 10$ and (a) $g_{1d} = 56.55$, (b) $g_{1d} = -56.55$. The potential barriers and wells are found respectively for the both cases.

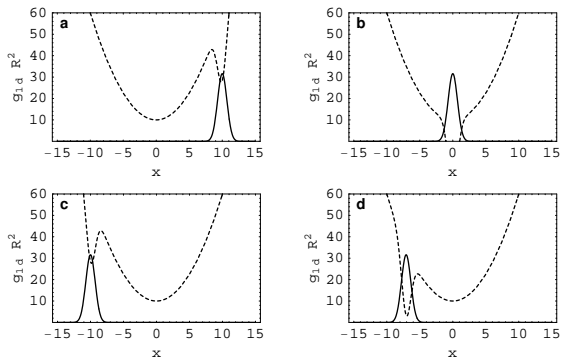


FIG. 3: Spatial profiles of the soliton (solid curves) and potential functions (dashed curves) for the parameters of Fig. 2a and at (a) $t = 0$, (b) $t = \pi/2$, (c) $t = \pi$ and (d) $t = 5\pi/4$. It is observed that the soliton keeps its shape and oscillates its position. The soliton center is located on the center of a potential well for any time.

To see the details of the soliton motions and to analyze the stability of the system, in Fig. 3 we show spatial profiles of the soliton and total potential functions $V(x,t) = \frac{1}{2}x^2 + V_L(x,t)$ at several different times for the same parameters with Fig. 2a. It is revealed that in the time evolution the potential deforms between the single well and double well and the density soliton keeps its

initial shape. When the initial time is taken as $t_0 = 0$, from Eq. (5) we plot the initial profile of density R^2 as in Fig. 3a, which is a bright-soliton centered at $x = 10$. With time increasing to $t = \pi/2$ and $t = \pi$, the soliton propagates toward left to positions $x = 0$ and $x = -10$ as in Figs. 3b and 3c. In such a time interval, the potential deforms from a double well to a single well then to another double well. In the next deformation period $\pi \leq \omega_x t \leq 2\pi$ of the potential, the soliton propagates toward right as shown in Fig. 3d and will back to the initial place. The propagation property is in good agreement with that of Strecker's experiment and the potential in Fig. 3a has the profile illustrated in previous work [32]. The soliton center is always located on the center of a potential well. This implies that at any time as a quasi-particle the soliton falls into a potential well. According to the well-known criterion of dynamical stability, such soliton motion is stable. In the transportation process of BEC soliton, the laser potential $V_L(x,t)$ plays a role of optical tweezer [32, 33].

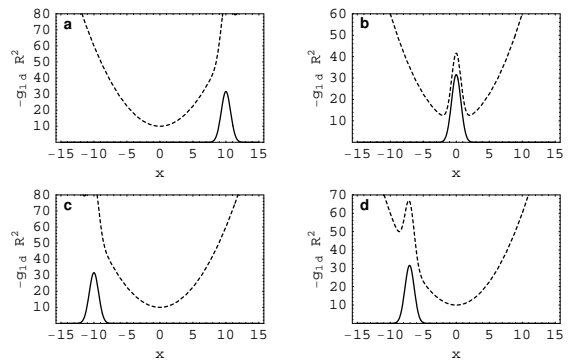


FIG. 4: Spatial profiles of the soliton (solid curves) and potential functions (dashed curves) for the same parameters with Fig. 2b and at (a) $t = 0$, (b) $t = \pi/2$, (c) $t = \pi$ and (d) $t = 5\pi/4$. At $t = 0$ and $t = \pi$ the soliton is not located on the position of minimal potential. For $t = \pi/2$ and $t = 5\pi/4$ the soliton is located on the position of potential barrier.

When the interaction intensity is changed from $g_{1d} = 56.55$ to $g_{1d} = -56.55$, Fig. 3 is correspondingly changed to Fig. 4. In the latter figure, the solitonic shape and evolution have no change. However, the potential deforms with different pattern compared to Fig. 3 such that the soliton is no longer located on the center of potential well. Particularly, Figs. 4b and 4d exhibit that sometimes as a quasi-particle the soliton lies at the top of potential barrier. The corresponding soliton motion may be dynamically unstable thereby.

In conclusion, we have investigated the repulsive and attractive quasi-1D BECs held in the combination potential of the magnetic trap and the Gaussian-shaped laser sheet with oscillating position. It is demonstrated that when the laser potential balances the interatomic interaction, the exact bright-soliton can be generated. The corresponding soliton solution agrees with the well known coherent state of harmonic oscillator. The soliton fits the

periodical motion of laser center and keeps its shape of Gaussian wave, that agrees with Strecker's experiment partly [1]. The solitonic width, height, oscillating amplitude and frequency are controlled by the laser field. The required optical potentials contain the Gaussian-shaped well and barrier for the repulsive and attractive BECs respectively, which resonate with the trapping potential. The optical well is similar to the quantum dot generated by a focused beam of red-detuned laser light [32]. Although the profile of soliton is same for the both interaction cases, the soliton of repulsive BEC is more stable than that of the attractive BEC. It is worth noting that in some time intervals the BEC soliton is transported toward fixed direction and the laser behaves like a quantum tweezer realized in previous works [32, 33]. Therefore, the exact bright-soliton could be observed and controlled experimentally by oscillating the laser position and adjusting the system parameters.

It is noted that we can further extend the above-

mentioned results to the soliton train case, by applying the coherent states of n wavepackets of harmonic oscillator given in Ref. [13] directly to Eqs. (3) and (4). The derived exact soliton trains contain the single soliton solution (5) and are similar to the results of Ref. [16]. However, the required external potential and interatomic interaction are different between the both cases. The spatiotemporal-dependent interaction intensity used in [16] is not required in our results, that could bring convenience to the experimental observation of the soliton trains.

Acknowledgments

This work was supported by the National Natural Science Foundation of China under Grant Nos. 10575034 and 10875039.

-
- [1] K.E. Strecker, G.B. Partridge, A.G. Truscott and R.G. Hulet, *Nature*, 417, 150(2002).
- [2] S. L. Cornish, S. T. Thompson, and C. E. Wieman, *Phys. Rev. Lett.*, 96, 170401(2006).
- [3] L. Khaykovich, F. Schreck, G. Ferrari, T. Bourdel, J. Cubizolles, L. D. Carr, Y. Castin and C. Salomon, *Science*, 296, 1290(2002).
- [4] J. Denschlag, J. E. Simsarian, D. L. Feder, Charles W. Clark, L. A. Collins, J. Cubizolles, L. Deng, E. W. Hagley, K. Helmerson, W. P. Reinhardt, S. L. Rolston, B. I. Schneider, W. D. Phillips, *Science*, 287, 97(2000).
- [5] L. D. Carr, and J. Brand, *Phys. Rev. Lett.*, 92, 040401(2004).
- [6] L. Salasnich, A. Parola, and L. Reatto, *Phys. Rev. Lett.*, 91, 080405(2003).
- [7] U. Al Khawaja, H.T. C. Stoof, R.G. Hulet, K. E. Strecker, and G. B. Partridge, *Phys. Rev. Lett.*, 89, 200404(2002).
- [8] N.G. Parker, N. P. Proukakis, M. Leadbeater, and C. S. Adams, *Phys. Rev. Lett.*, 90, 220401(2003).
- [9] A.V. Yulin, D.V. Skryabin, and P. St. J. Russel, *Phys. Rev. Lett.*, 91, 260402(2003).
- [10] Dimitri J. Frantzeskakis, G. Theocharis, F. K. Diakonov, Peter Schmelcher, and Yuri S. Kivshar, *Phys. Rev. A* 66, 053608(2002).
- [11] G. Huang, J. Szeftel, and Shanhua Zhu, *Phys. Rev. A* 65, 053605(2002).
- [12] S. K. Adhikari and P. Muruganandam, *J. Phys. B* 35, 2831(2002).
- [13] W. Hai, C. Lee and G. Chong, *Phys. Rev. A* 70, 053621(2004).
- [14] P. Pedri and L. Santos, *Phys. Rev. Lett.*, 95, 200404(2005).
- [15] F. Dalfovo, S. Giorgini, L.P. Pitaevskii and S. Stringari, *Rev. Mod. Phys.* 71, 463(1999).
- [16] J. Belmonte-Beitia, V. M. Pérez-García, V. Vekslerchik, and V. V. Konotop, *Phys. Rev. Lett.* 100, 164102 (2008).
- [17] M. I. Rodas-Verde, H. Michinel, and V. M. Pérez-García, *Phys. Rev. Lett.*, 95, 153903(2005).
- [18] C. Lee and J. Brand, *Europhys. Lett.*, 73, 321(2006).
- [19] S. Zöllner, H-D. Meyer, and P. Schmelcher, *Phys. Rev. Lett.*, 100, 040401(2008).
- [20] L. Salasnich, A. Parola and L. Reatto, *Phys. Rev. A* 64, 023601(2001).
- [21] P. Couillet and N. Vandenbergh, *J. Phys. B* 35, 1593 (2002); *Phys. Rev. E* 64, 025202(R) (2001).
- [22] X. Luo and W. Hai, *Chaos* 15, 033702(2005).
- [23] N. J. Zabusky and M. D. Kruskal, *Phys. Rev. Lett.* 15, 240 (1965).
- [24] W. Hai, C. Lee, X. Fang and K. Gao, *Physica A* 335, 445(2004); W. Hai, C. Lee and Q. Zhu, *J. Phys. B* 41, 095301(2008).
- [25] J. Belmonte-Beitia, V. M. Pérez-García, V. Vekslerchik, *Phys. Rev. Lett.* 98, 064102 (2007).
- [26] Z. X. Liang, Z. D. Zhang, W. M. Liu, *Phys. Rev. Lett.* 94, 050402 (2005).
- [27] G. Chong and W. Hai, *J. Phys. B* 40, 211(2007).
- [28] R. Glauber, *Phys. Rev.* 131, 2769(1963).
- [29] J.R. Klauder and B. Skagerstam, *Coherent states* (World Scientific Press, Singapore, 1985).
- [30] S.A. Gardiner, D. Jaksch, R. Dum, J.I. Cirac and P. Zoller, *Phys. Rev. A* 62, 023612(2000).
- [31] A. Smerzi, S. Fantoni, S. Giovanazzi, and S. R. Shenoy, *Phys. Rev. Lett.* 79, 4950 (1997).
- [32] R. B. Diener, B. Wu, M. G. Raizen, and Q. Niu, *Phys. Rev. Lett.* 89, 070401(2002).
- [33] T. L. Gustavson, A. P. Chikkatur, A.E. Leanhardt, A. Göllitz, S. Gupta, D. E. Pritchard, and W. Ketterle, *Phys. Rev. Lett.* 88, 020401(2002).