

Dynamic heterogeneities in critical coarsening: Exact results for correlation and response fluctuations in finite-sized spherical models

Alessia Annibale[†], Peter Sollich[‡]

King's College London, Department of Mathematics, London WC2R 2LS, UK

Abstract. We study dynamic heterogeneities in the out-of-equilibrium coarsening dynamics of the spherical ferromagnet after a quench from infinite temperature to its critical point. A standard way of probing such heterogeneities is by monitoring the fluctuations of correlation and susceptibility, coarse-grained over mesoscopic regions. We discuss how to define fluctuating coarse-grained correlations and susceptibilities in models where no quenched disorder is present. Our focus for the spherical model is on coarse-graining over the whole volume of N spins, which requires accounting for $\mathcal{O}(N^{-1/2})$ non-Gaussian fluctuations of the spin variables. The latter are treated as a perturbation about the leading order Gaussian statistics. We obtain exact results for these quantities, which enable us to characterise the joint distribution of correlation and susceptibility fluctuations. We find that this distribution is qualitatively different, even for equilibrium above criticality, from the spin-glass scenario where correlation and susceptibility fluctuations are linked in a manner akin to the fluctuation-dissipation relation between the average correlation and susceptibility. Our results show that coarsening at criticality is clearly heterogeneous above the upper critical dimension and suggest that, as in other glassy systems, there is a well-defined timescale on which fluctuations across thermal histories are largest. Surprisingly, however, neither this timescale nor the amplitude of the heterogeneities increase with the age of the system, as would be expected from the growing correlation length. Below the upper critical dimension, the strength of correlation and susceptibility fluctuations varies on a timescale proportional to the age of the system; the corresponding amplitude also grows with age, but does not scale with the correlation volume as might have been expected naively.

1. Introduction

Dynamic heterogeneities, where different local regions of a system evolve on different timescales, arise in many non-equilibrium situations. Their existence in supercooled liquids and other glassy systems has been probed experimentally using techniques including light scattering and confocal microscopy [1, 2, 3, 4, 5, 6] and this has been complemented by results from simulation and theory [7, 8, 9, 10, 11, 12, 13, 14, 15].

[†] Email alessia.annibale@kcl.ac.uk

[‡] Email peter.sollich@kcl.ac.uk

In systems with quenched disorder such as spin glasses, the disorder itself provides an obvious source of heterogeneous dynamics: spins compelled to assume particular local configurations by the disorder decorrelate slowly, while less constrained ones can lose memory of their configuration at some initial time very quickly. In the aging dynamics of such systems after a quench to low temperature, it has been argued that an invariance of the global dynamics under reparametrization of time also dominates the fluctuations of the local dynamics, with different regions of the system effectively having different ages [16, 17, 18, 19]. In order to study such behaviour it is natural to consider two-time correlation functions and susceptibilities. For a lattice system with N sites labelled by i and spins (or more generally local order parameters) S_i these functions are, after spatial coarse-graining over the entire finite-sized system[§],

$$\hat{C}(t, t_w) = \frac{1}{N} \sum_i \hat{C}_{ii}(t, t_w), \quad \hat{C}_{ii}(t, t_w) = S_i(t)S_i(t_w) \quad (1.1)$$

$$\hat{\chi}(t, t_w) = \frac{1}{N} \sum_i \hat{\chi}_{ii}(t, t_w), \quad \hat{\chi}_{ii}(t, t_w) = \frac{\partial S_i(t)}{\partial h_i(t_w)}. \quad (1.2)$$

Here h_i is the field conjugate to S_i and is assumed to have been switched on at the waiting time t_w (measured from the time of preparation of the system, e.g. by quenching), with the response measured at the later time t . We have used hats to emphasize that the correlator and susceptibility defined above fluctuate across thermal histories (including variability in initial conditions); we return below to what this implies for measuring $\hat{\chi}$. Averaging over the thermal fluctuations gives the conventional correlation and susceptibility, $C = \langle \hat{C} \rangle$ and $\chi = \langle \hat{\chi} \rangle$. In aging systems these are related by an out-of-equilibrium fluctuation-dissipation (FD) relation [20]

$$-\partial_{t_w} \chi(t, t_w) \equiv R(t, t_w) = \frac{X(t, t_w)}{T} \partial_{t_w} C(t, t_w) \quad (1.3)$$

where $R(t, t_w)$ is the impulse response function, linked to the susceptibility by

$$\chi(t, t_w) = \int_{t_w}^t dt' R(t, t') \quad (1.4)$$

and $X(t, t_w)$ is the fluctuation-dissipation ratio (FDR). The FDR can be read off from the negative slope of a parametric FD plot showing $T\chi$ versus C , at fixed t and with t_w varying along the curve. In equilibrium, the FD theorem (see *e.g.* [21]) implies that the FD plot is a straight line with slope -1 , corresponding to $X = 1$. Out of equilibrium, the prediction from local time reparametrization invariance [16, 17, 18, 19] is that the contour lines of the joint probability distribution of the *fluctuating* quantities \hat{C} and $T\hat{\chi}$, at fixed t_w and t , follow the local slope of the FD plot constructed from the *average* quantities.

An obvious question to ask is whether the fluctuations of correlation and response obey similar constraints in systems without quenched disorder, where dynamic

[§] In \hat{C} one should, in principle, subtract a term $m(t)m(t_w)$ with $m(t) = (1/N) \sum_i S_i(t)$, in order to get a connected correlator. However, this subtracted term is $O(1/N)$ in the scenarios we consider and so contributes negligibly both to the $O(1)$ average and the leading $O(N^{-1/2})$ fluctuation of \hat{C} .

heterogeneities are “self-generated”. There is some evidence for an affirmative answer from simulations of kinetically constrained models of (structural) glasses [22]. Our interest here is in simpler models displaying aging, where we can hope to make progress by analytical calculation, namely coarsening systems [23, 24]. It has been argued that in these full time-reparametrization invariance no longer holds, with only time rescaling remaining as a symmetry in the long-time aging dynamics [25]. This means that there is no obvious reason a priori for the presence of any constraint linking local correlation and response fluctuations to the average FD relation, and our main aim will be to investigate what effects this has on the distributions of the fluctuating quantities.

Coarsening systems are magnetic systems – or their analogues in gas-liquid phase separation, demixing of binary liquids etc – quenched from the high-temperature phase to or below their critical temperature, T_c , (see *e.g.* [26, 27] and the review [28]). During the phase ordering (below T_c) or the critical relaxation (at T_c), aging occurs due to the growth of a length scale (domain size or correlation length respectively) [29], and in an infinitely large system equilibrium is never reached. At any time there are spins at the interfaces that behave quite differently from the ones inside a domain, so that the origin of dynamic heterogeneities and the associated length scale have a clear physical interpretation. As before one can then consider the resulting fluctuations around average FD plots. For critical coarsening the analysis has to be modified slightly: here the FD plots can in fact hide the interesting aging behaviour of the FDR X [26, 27, 30, 31, 32, 33, 34]. The latter typically is a smooth function of t_w/t [26], so that also the fluctuation effects have to be analysed in terms of the same scaling variable.

In this paper we study the fluctuations in the Langevin dynamics of finite-size spherical ferromagnets [35, 36] after a quench from equilibrium at infinite temperature to some low temperature T . We will focus mainly on quenches to the critical temperature, but comment also on the behaviour in the equilibrium region above. Our calculation is based on a leading order expansion in $1/N$ of the non-Gaussian fluctuations of the spins, so that we are effectively considering systems of finite but large size N . The nature of the expansion prevents us from accessing the phase ordering below T_c , where as soon as domains are formed the non-Gaussian fluctuations become dominant rather than a small perturbation about the leading order statistics, which are Gaussian in the spherical model. Our results therefore complement those of Ref. [25], where for the case of zero temperature and $N \rightarrow \infty$ the fluctuations of correlations were analysed, for coarse-graining volumes ranging from a single site to much larger than the correlation length.

We will first describe, in Sec. 2, how we characterize the fluctuations of coarse-grained correlation and susceptibilities. A discussion is then given of possible alternative definitions of these fluctuating quantities. Some of these can be ruled out as less useful because they give different scalings with system size for the variance of correlations and susceptibilities.

Our analysis proper starts in Sec. 3 with the derivation of the correlation and

susceptibility variances and the covariance. We will give general, exact expressions for these quantities in terms of three-time kernels, D and D^χ , which will constitute the basis for all our further analysis. Our interest will be in the out-of-equilibrium dynamics of the system after a quench from an initial state of equilibrium at high temperature to its critical temperature. Before considering non-equilibrium, though, we will analyse briefly the situation of a quench to above criticality, (in Sec. 4), where the equilibration process is fast and a genuine equilibrium dynamics takes place. We will first derive the general equilibrium expressions of the relevant quantities and later specify to the case of high temperature. Even here, the results are new as far we know. In Sec. 5 we will turn to the more interesting case of quenches to criticality. In the regime of short-time differences the critical dynamics displayed by the system is stationary and one can look at the equilibrium situation. For larger time differences the asymptotic dynamics in $d > 4$ is essentially given by the equilibrium one modulated by relatively weak aging corrections, whereas for $d < 4$ one needs to look directly at the non-equilibrium situation. The latter is analysed in Sec. 6. As the calculations for this regime are somewhat technical, we summarize the results in the first subsection (Sec. 6.1) and give the details in the following subsections. We summarize and look forward to avenues for future research in Sec. 7.

2. Definition of fluctuating correlation and susceptibility

In this section we describe first how we will characterize the fluctuations of the correlator and susceptibility defined in Eqs. (1.1,1.2). We then discuss, and largely rule out, alternative ways of defining fluctuating correlation and response functions that are coarse-grained across an entire finite system.

To the leading order in $1/N$, i.e. inverse system size, that we keep, the joint distribution of the fluctuating correlation and susceptibility is Gaussian and therefore fully characterized by its second moments. Specifically, denoting the fluctuations $\delta C = \hat{C} - C$ and $\delta\chi = \hat{\chi} - \chi$, we will study the behaviour of the variances

$$V_C(t, t_w) = N \langle [\delta C(t, t_w)]^2 \rangle \quad (2.1)$$

$$V_\chi(t, t_w) = NT^2 \langle [\delta\chi(t, t_w)]^2 \rangle \quad (2.2)$$

and of the covariance

$$V_{C\chi}(t, t_w) = NT \langle \delta C(t, t_w) \delta\chi(t, t_w) \rangle \quad (2.3)$$

Factors of N have been included here to make all three quantities of order unity. Also, as suggested by the equilibrium FD theorem, we have scaled the susceptibility fluctuation $\delta\chi$ by a factor T to obtain a quantity with the same dimension as δC .

Writing out the variance of the fluctuations of the correlation explicitly as

$$V_C(t, t_w) = \frac{1}{N} \sum_{i,j} \left[\langle \hat{C}_{ii}(t, t_w) \hat{C}_{jj}(t, t_w) \rangle - \langle \hat{C}_{ii}(t, t_w) \rangle \langle \hat{C}_{jj}(t, t_w) \rangle \right] \quad (2.4)$$

one sees that this is none other than the by now standard four-point correlation function used to characterize heterogeneous dynamics, often denoted C_4 or χ_4 [11]. For coarsening below T_c in spatial dimension d , the amplitude of this quantity scales with $\xi^d(t_w) \sim t_w^{d/2}$ [23], where $\xi(t_w) \sim t_w^{1/2}$ is the growing domain size. At criticality, $\xi(t_w)$ – now the lengthscale of regions across which equilibrium correlations are established – will still grow with the same exponent but it is less obvious how it enters V_C and the corresponding susceptibility fluctuations. Our explicit results will shed light on this question.

There are other fluctuating correlation and response functions we could have considered. Firstly, instead of coarse-graining over the entire finite-sized system as in (1.1) and (1.2), we could have coarse-grained over regions of finite size (and then gathered statistics also across all possible centre points of such regions). However, for the spherical ferromagnet such a locally coarse-grained susceptibility has negligible fluctuations compared to those of the correlation, as demonstrated (in the context of the leading order Gaussian spin statistics) in [25]. This is why we focus on global coarse-graining, for which non-Gaussian effects make also the response fluctuations non-trivial.

Secondly, our $\hat{\chi}$ from (1.2) requires that we measure separately, for a given noise history, all local susceptibilities $\hat{\chi}_{ii}$. For Langevin dynamics as studied in this paper this does not present a problem since the differentiation w.r.t. the local field h_i can be carried out directly, and an explicit equation of motion for χ_{ii} be written down, in the spirit of a slave estimator (see *e.g.* [37]). However, already for Markov dynamics simulated via a Monte Carlo scheme it becomes necessary in principle to rerun the dynamics N times, each time switching on one of the local fields, unless specially crafted “field-free” methods are used [38, 39, 40]. It is tempting to avoid this difficulty by using a standard trick for obtaining local responses [41]: one could consider the observable $A = \sum_i \epsilon_i S_i$, with the ϵ_i quenched zero mean random variables. The response of A to its conjugate field, scaled by $1/N$ to give a result of order unity, is then

$$\hat{\chi}_\epsilon = \frac{1}{N} \sum_{ij} \epsilon_i \epsilon_j \hat{\chi}_{ij}. \quad (2.5)$$

It can be measured with a single rerun of the history (although of course even this is likely to be impossible in a real rather than a numerical experiment). The above procedure, employed in [16, 18], should reduce to the definition (1.2) if the random field amplitudes ϵ_i are drawn without spatial correlation so that, on averaging over their distribution as indicated by the overbar, $\overline{\epsilon_i \epsilon_j} = \delta_{ij}$. One has to bear in mind, however, that the randomness in the ϵ_i may induce additional fluctuations in $\hat{\chi}_\epsilon$ which are not present in $\hat{\chi}$. This does not appear to have been the case for the systems studied in [16, 18], presumably due to the presence there of quenched disorder.

In our case, on the other hand, the variance of $\hat{\chi}_\epsilon$ would be genuinely larger than that of $\hat{\chi}$. This can be seen by considering

$$N \langle (\delta \chi_\epsilon)^2 \rangle = \frac{1}{N} \sum_{ijkl} \epsilon_i \epsilon_j \epsilon_k \epsilon_l \langle \delta \chi_{ij} \delta \chi_{kl} \rangle = \sum_{j'k'l'} \left(\frac{1}{N} \sum_i \epsilon_i \epsilon_{i+j'} \epsilon_{i+k'} \epsilon_{i+l'} \right) \langle \delta \chi_{0j'} \delta \chi_{k'l'} \rangle \quad (2.6)$$

where we have used that after thermal averaging the response statistics in a system without quenched disorder are translationally invariant. As the statistics of the ϵ are defined to be likewise translationally invariant, the normalized sum over i can be replaced to leading order by a disorder average, giving

$$N\langle(\delta\chi_\epsilon)^2\rangle = \sum_{j'k'l'} \overline{\epsilon_0\epsilon_{j'}\epsilon_{k'}\epsilon_{l'}} \langle\delta\chi_{0j'}\delta\chi_{k'l'}\rangle = \frac{1}{N} \sum_{ijkl} \overline{\epsilon_i\epsilon_j\epsilon_k\epsilon_l} \langle\delta\chi_{ij}\delta\chi_{kl}\rangle \quad (2.7)$$

The fourth-order disorder average gives

$$\overline{\epsilon_i\epsilon_j\epsilon_k\epsilon_l} = \overline{\epsilon_i\epsilon_j} \overline{\epsilon_k\epsilon_l} + \overline{\epsilon_i\epsilon_k} \overline{\epsilon_j\epsilon_l} + \overline{\epsilon_i\epsilon_l} \overline{\epsilon_j\epsilon_k} \quad (2.8)$$

This is exactly true if the ϵ are taken as Gaussian variables; for *e.g.* binary variables $\epsilon_i = \pm 1$ one gets an extra term $-2\delta_{ij}\delta_{ik}\delta_{il}$ but this makes a subleading contribution in $1/N$. Overall one has

$$N\langle(\delta\chi_\epsilon)^2\rangle = \frac{1}{N} \sum_{ij} \left[\langle\delta\chi_{ii}\delta\chi_{jj}\rangle + 2\langle(\delta\chi_{ij})^2\rangle \right] \quad (2.9)$$

Comparing with (1.2) one sees that this is indeed larger than $N\langle(\delta\chi)^2\rangle$, by the second term in the square brackets of (2.9). As an aside, we note that (2.7) can be written as $\langle(\delta\chi_\epsilon)^2\rangle = \overline{\langle(\delta\chi_\epsilon)^2\rangle}$, *i.e.* the variance of $\delta\chi_\epsilon$ is self-averaging with respect to the sampling of the field amplitudes ϵ . The same argument can be applied to all other moments of $\hat{\chi}_\epsilon$, so that the entire distribution $P(\hat{\chi}_\epsilon)$ is self-averaging. The increased variance of $\hat{\chi}_\epsilon$ is therefore present for any given sample of the ϵ . It does not arise, as one might alternatively have suspected, by $\hat{\chi}_\epsilon$ for each sample ϵ having a distribution similar to that of $\hat{\chi}$ but with a shifted mean that fluctuates with ϵ .

The difference between $\hat{\chi}_\epsilon$ and $\hat{\chi}$ can be avoided by averaging over a sufficiently large number of different configurations of the ϵ_i . (This of course means that an appropriate number of reruns of each thermal history are required, defeating to a certain extent the object of working with the random field amplitudes ϵ_i .) One thus effectively “preaverages” over ϵ ; allowing for a general covariance $\overline{\epsilon_i\epsilon_j} \equiv \epsilon_{ij}$ this gives

$$\hat{\chi} = \frac{1}{N} \sum_{ij} \epsilon_{ij} \hat{\chi}_{ij} \quad (2.10)$$

It is this form that we will use in the calculations below, with ϵ_{ij} short-ranged (so that $\sum_j \epsilon_{ij} = O(1)$). The extreme long-range case $\epsilon_{ij} = 1$ corresponds to spatially uniform, non-disordered, fields $\epsilon_i = 1$ and so would be easiest to measure, with only a single rerun of the thermal history. The observable A then simplifies to $A = \sum_i S_i = Nm$ so that $\hat{\chi}$ becomes the magnetization susceptibility $\hat{\chi}_m$. Its (scaled) variance can be written as

$$N\langle(\delta\chi_m)^2\rangle = \frac{1}{N} \sum_{ijkl} \langle\delta\chi_{ij}\delta\chi_{kl}\rangle \quad (2.11)$$

Significant contributions to the sum are expected to arise only when all sites i, j, k and l are close to each other spatially (i, j must not be too far apart to give a sizable response at all, similarly for k, l , and then these two pairs of sites need to be close to each other to have correlated response fluctuations), giving an $O(1)$ result as for the other susceptibilities considered so far.

The reason why we will not consider $\hat{\chi}_m$ further is that the corresponding correlation function $\hat{C}_m = (1/N) \sum_{ij} \hat{C}_{ij}$ has a variance that is much larger, by a factor of order N . To see this, write $\hat{C}_m(t, t_w) = Nm(t)m(t_w)$ and consider the simplest case of the equal-time correlation $\hat{C}_m(t, t) = [\sqrt{Nm(t)}]^2$. The magnetization has fluctuations of order $1/\sqrt{N}$ around zero, so that $\sqrt{Nm(t)}$ has zero mean and fluctuations of order unity (or, more precisely, of order $\xi^{d/2}(t)$ in d dimensions). The correlation function $\hat{C}_m(t, t) = [\sqrt{Nm(t)}]^2$ is therefore also of order unity but, crucially, has fluctuations of the *same* order. It follows that $N\langle(\delta C_m)^2\rangle$ is of order N as claimed. The same argument applies to \hat{C}_ϵ defined in analogy with (2.5): one writes $\hat{C}_\epsilon(t, t_w) = (1/N) \sum_{ij} \epsilon_i \epsilon_j \hat{C}_{ij}(t, t_w) = N[A(t)/N][A(t_w)/N]$ with the staggered magnetization $A(t)/N = (1/N) \sum_i \epsilon_i S_i(t)$ which scales in the same way as $m(t)$.

One can phrase the argument for these large correlation fluctuations differently, to see more clearly where the difference to the susceptibility fluctuations arises. Taking the magnetization correlator, one has by analogy with (2.11)

$$N\langle(\delta C_m)^2\rangle = \frac{1}{N} \sum_{ijkl} \langle \delta C_{ij} \delta C_{kl} \rangle \quad (2.12)$$

When the sites i, j are far apart, C_{ij} is small and so $\delta C_{ij} = \hat{C}_{ij} - C_{ij} \approx \hat{C}_{ij} = S_i(t)S_j(t_w)$. But then $\delta C_{ij} \delta C_{kl} \approx S_i(t)S_j(t_w)S_k(t)S_l(t_w)$ can still be substantial as long as i, k are close and similarly j, l (or i, l and j, k). There are $\mathcal{O}(N^2)$ such terms in the sum (2.12), giving a scaled variance of \hat{C}_m of $\mathcal{O}(N)$ as claimed. The same argument can be applied to the variance of C_ϵ for uncorrelated ϵ_i , which is given by an expression analogous to (2.9).

Only by preaveraging over the field amplitudes ϵ_i does one obtain a correlation function with fluctuations of the same order as the corresponding susceptibility. By analogy with (2.10), this correlator can be written as

$$\hat{C} = \frac{1}{N} \sum_{ij} \epsilon_{ij} \hat{C}_{ij} \quad (2.13)$$

In summary, the only sensible definitions of the fluctuating correlation and susceptibility that involve coarse-graining across the entire system appear to be (2.13) and (2.10); other definitions involving quenched field amplitudes ϵ_i without preaveraging lead to correlation variances that are larger than those of the susceptibility by a factor of $\mathcal{O}(N)$. The arguments we have given apply quite generically for systems without quenched disorder. || In the spherical model the situation is, in fact, somewhat more complicated because of the effective long-range interaction between spins arising from the spherical constraint. The resulting weak but long-range correlations lead to extra contributions to the fluctuations of \hat{C} but without changing the scaling with N ; for the

|| They apply also to coarse-graining over finite volumes, as long as we are considering moderate timescales where the typical correlation volume remains much smaller than the coarse-graining volume: again the alternative definitions that we have considered would give a correlation variance much larger than the susceptibility variance, by a factor of the order the ratio of coarse-graining volume to correlation volume.

susceptibility, these long-range terms provide the *only* source of fluctuations but again the scaling with N is unaffected.

We will retain the preaveraged field correlations ϵ_{ij} as essentially arbitrary short-ranged quantities during the initial part of our analysis, but then simplify in the concrete evaluation to the case of coarse-grained local quantities, $\epsilon_{ij} = \delta_{ij}$, effectively returning to the definitions (1.1,1.2) given in the introduction. Investigation of the more general case could be an interesting subject of future work; indeed, only for zero temperature, where spins within domains are fully correlated with each other, would one expect to obtain correlation fluctuations equivalent to those for the local case.

3. Setup of calculation

We analyse the mesoscopic fluctuations in the dynamics of the spherical ferromagnet

$$H = \frac{1}{2} \sum_{(ij)} (S_i - S_j)^2 \quad (3.1)$$

where the sum runs over all nearest neighbour (n.n.) pairs on a d -dimensional unitary (hyper-)cubic lattice. The spins S_i are real variables at each of the N lattice sites \mathbf{r}_i , subject to the spherical constraint $\sum_i S_i^2 = N$.

The Langevin equation for this system can be written as [33]

$$\partial_t S_i = -\frac{\partial H}{\partial S_j} + \xi_i - (z_0(t) + N^{-1/2} z_1(t)) S_i \quad (3.2)$$

where $z_0(t)$ is the Lagrange multiplier implementing the spherical constraint and $N^{-1/2} z_1$ is its leading fluctuation of $\mathcal{O}(N^{-1/2})$. The latter is conventionally neglected in the Gaussian theory, and this is justified for observables that probe correlations on scales small compared to the size of the system. For globally coarse-grained quantities like our \hat{C} and $\hat{\chi}$, on the other hand, one requires the correlations of all the spins of the system. The fluctuations of $\mathcal{O}(N^{-1/2})$ are then no longer negligible and the Gaussian theory becomes invalid [33]. One can also write (3.2) in terms of the discrete (lattice) Laplacian Ω , which takes the values $\Omega_{ii} = 2d$ on the diagonal and $\Omega_{ij} = -1$ for n.n. sites i, j :

$$\partial_t S_i = -\sum_j \Omega_{ij} S_j + \xi_i - (z_0(t) + N^{-1/2} z_1(t)) S_i \quad (3.3)$$

One expects that the fluctuations in the Lagrange multiplier of $\mathcal{O}(N^{-1/2})$ induce non-Gaussian fluctuations in the spin variables of the same order. To account for this we decompose the spin variables as $S_i = s_i + N^{-1/2} r_i$, where s_i gives the limiting result for $N \rightarrow \infty$, which has purely Gaussian statistics, and $N^{-1/2} r_i$ is the leading-order non-Gaussian fluctuation correction. Inserting this decomposition into (3.3) and collecting terms of $\mathcal{O}(1)$ and $\mathcal{O}(N^{-1/2})$ gives

$$\partial_t s_i = -\sum_j \Omega_{ij} s_j + \xi_i - z_0(t) s_i \quad (3.4)$$

$$\partial_t r_i = -\sum_j \Omega_{ij} r_j - z_0(t) r_i - z_1(t) s_i \quad (3.5)$$

In terms of the Fourier components $S_{\mathbf{q}} = \sum_i s_i \exp(-i\mathbf{q} \cdot \mathbf{r}_i)$ of the spins the Gaussian dynamics (3.4) reads

$$\partial_t S_{\mathbf{q}} = -(\omega_{\mathbf{q}} + z_0(t))S_{\mathbf{q}} + \xi_{\mathbf{q}} \quad (3.6)$$

where $\omega_{\mathbf{q}} = 2 \sum_{a=1}^d (1 - \cos q_a)$. Its solution with initial condition at time t_w is

$$S_{\mathbf{q}}(t) = R_{\mathbf{q}}(t, t_w)S_{\mathbf{q}}(t_w) + \int_{t_w}^t dt' R_{\mathbf{q}}(t, t')\xi_{\mathbf{q}}(t') \quad (3.7)$$

given in terms of the two-time Fourier mode response function

$$R_{\mathbf{q}}(t, t_w) = \exp\left(-\omega(t - t_w) - \int_{t_w}^t dt' z(t')\right) \equiv \sqrt{\frac{g(t_w)}{g(t)}} e^{-\omega(t - t_w)} \quad (3.8)$$

where the subscript \mathbf{q} in $\omega_{\mathbf{q}}$ has been omitted and

$$g(t) = \exp\left(2 \int_0^t dt' z_0(t')\right). \quad (3.9)$$

The two-time correlator in the Gaussian theory reads as $C_{\mathbf{q}}(t, t_w) = (1/N) \langle S_{\mathbf{q}}(t)S_{\mathbf{q}}^*(t_w) \rangle$ and follows from (3.7) by propagating the equal-time correlator $C_{\mathbf{q}}(t_w, t_w) = (1/N) \langle S_{\mathbf{q}}(t_w)S_{\mathbf{q}}^*(t_w) \rangle$ from initial time t_w to final time t

$$C_{\mathbf{q}}(t, t_w) = R_{\mathbf{q}}(t, t_w)C_{\mathbf{q}}(t_w, t_w) \quad (3.10)$$

Once the function $g(t)$ is known, these results capture all of the leading order Gaussian dynamics of the spins. Notice that the impulse response (3.8) is deterministic: there are no response fluctuations within the Gaussian theory.

To determine the non-Gaussian corrections (3.5), one needs to have an expression for the Lagrange multiplier fluctuations. This can be worked out as [33]

$$z_1 = \frac{1}{2} \int dt' L(t, t')\Delta(t') \quad (3.11)$$

where $\Delta(t)$ is an $\mathcal{O}(1)$ quantity describing the fluctuations of the squared length of the Gaussian spin variables s_i

$$\Delta(t) = \frac{1}{N} \sum_l (s_l^2(t) - 1) \quad (3.12)$$

and L is the inverse operator of the kernel K

$$K(t, t') = \frac{1}{N} \langle s_i(t)R_{im}(t, t')s_m(t') \rangle = \frac{1}{N} R_{im}(t, t')C_{im}(t, t') \quad (3.13)$$

defined by

$$\int dt' K(t, t')L(t', t_w) = \delta(t - t_w) \quad (3.14)$$

Both K and L are causal, *i.e.* they vanish for $t < t_w$. Above and in what follows the summation convention for repeated indices is used. In (3.13), R_{im} is the inverse Fourier transform of (3.8), $R_{im} = (1/N) \sum_{\mathbf{q}} e^{i\mathbf{q}(r_i - r_m)} R_{\mathbf{q}}$, with the sum running over the N appropriate wavevectors \mathbf{q} ; for even L their components are integers in the range $-L/2 \dots -1, 0, 1, \dots L/2 - 1$ multiplied by an overall factor $2\pi/L$. When considering continuous functions of \mathbf{q} this sum can be replaced by the integral $\int(dq)$, where we

abbreviate $(dq) \equiv d\mathbf{q}/(2\pi)^d$, and the integral runs over the first Brillouin zone of the hypercubic lattice, i.e. $\mathbf{q} \in [-\pi, \pi]^d$; this simplification will apply throughout our analysis. In Fourier space the kernel (3.13) then reads

$$K(t, t') = \int (dq) R_{\mathbf{q}}(t, t') C_{\mathbf{q}}(t, t') \quad (3.15)$$

The non-Gaussian corrections to the spins are determined by solving the dynamical equation (3.5), and can be expressed in terms of the Gaussian spins as

$$r_i(t) = -\frac{1}{2} \int dt' dt'' R_{ik}(t, t') s_k(t') L(t', t'') \Delta(t'') \quad (3.16)$$

As explained in the introduction, the object of our study are the globally coarse grained correlation and susceptibility functions,

$$\hat{C}(t, t_w) = \frac{1}{N} \sum_{ij} \epsilon_{ij} S_i(t) S_j(t_w) \quad (3.17)$$

$$\hat{\chi}(t, t_w) = \frac{1}{N} \sum_{ij} \epsilon_{ij} \frac{\partial S_i(t)}{\partial h_j(t_w)} \quad (3.18)$$

For the correlation function we insert the spin decomposition $S_i = s_i + r_i/\sqrt{N}$ and expand to the order $1/\sqrt{N}$ of the fluctuations we are interested in:

$$\hat{C}(t, t_w) = \frac{1}{N} \sum_{ij} \epsilon_{ij} \left[s_i(t) s_j(t_w) + \frac{1}{\sqrt{N}} (r_i(t) s_j(t_w) + s_i(t) r_j(t_w)) \right] \quad (3.19)$$

To obtain the corresponding susceptibility we need to expand the spin variables in both the magnetic field *and* $N^{-1/2}$. More specifically, consider perturbing the system by an external field $h_i = h\epsilon_i$ that couples linearly to the spins S_i . We keep the ϵ_i fixed initially and perform the preaveraging afterwards. The equation of motion in presence of the perturbation reads

$$\partial_t S_i = -\Omega_{ij} S_j - \left(z_0(t) + \frac{z_1(t) + h\Delta z_1(t)}{N^{1/2}} \right) S_i + h_i + \xi_i \quad (3.20)$$

where now a change in the Lagrange multiplier induced by the field perturbation, $N^{-1/2}h\Delta z_1$, is present in addition to the fluctuating component z_1 of $\mathcal{O}(N^{-1/2})$ of the unperturbed dynamics. (One can show that there is no $\mathcal{O}(h)$ perturbation in the Lagrange multiplier; such a term appears only if the system has a finite magnetization and is perturbed by a uniform field [33].) Inserting the corresponding expansion for the spin variables

$$S_i = s_i + h\Delta s_i + \frac{r_i + h\Delta r_i}{N^{1/2}} \quad (3.21)$$

and collecting the $\mathcal{O}(N^0)$ terms gives to $\mathcal{O}(h^0)$ the unperturbed equation of motion for s_i and to $\mathcal{O}(h^1)$ a deterministic equation for the perturbed components

$$\partial_t \Delta s_i = -\Omega_{ij} \Delta s_j - z_0(t) \Delta s_i + \epsilon_i \quad (3.22)$$

Integrated in time with the condition $\Delta s_i(t) = 0$ for $t < t_w$ this gives

$$\Delta s_i(t) = \chi_{ij}(t, t_w) \epsilon_j \quad (3.23)$$

where χ_{ij} is the non-fluctuating Gaussian susceptibility $\chi_{ij}(t, t_w) = \int_{t_w}^t dt' R_{ij}$.

Gathering the $\mathcal{O}(N^{-1/2})$ terms in (3.20), on the other hand, gives to $\mathcal{O}(h^0)$ equation (3.5), as expected, and to $\mathcal{O}(h^1)$ a new equation

$$\partial_t \Delta r_i = -\Omega_{ij} \Delta r_j - z_0(t) \Delta r_i - \Delta z_1(t) s_i - z_1 \Delta s_i \quad (3.24)$$

for the Δr_i , with solution

$$\Delta r_i(t) = - \int_{t_w}^t dt' R_{ij}(t, t') [\Delta z_1(t') s_j(t') + z_1(t') \Delta s_j(t')]. \quad (3.25)$$

The fluctuations in the response thus arise from the fluctuations of the Lagrange parameter, as anticipated. The Δz_1 term can be worked out by imposing that, due to the spherical constraint, $N^{-1} \sum_i S_i^2(t) = 1$ at all times. Using (3.21), this implies that the quantity

$$\frac{1}{N} \sum_i (S_i^2 - 1) = \frac{1}{N} \sum_i \left(s_i^2 - 1 + 2s_i \frac{r_i + h \Delta r_i}{\sqrt{N}} + 2h \Delta s_i s_i + 2h \Delta s_i \frac{r_i}{\sqrt{N}} \right) \quad (3.26)$$

$$\begin{aligned} &= \frac{\Delta}{\sqrt{N}} + 2 \frac{1}{N^{3/2}} \sum_i s_i r_i + \frac{2h}{N} \sum_i s_i \Delta s_i + \frac{2h}{N^{3/2}} \sum_i s_i \Delta r_i \\ &\quad + \frac{2h}{N^{3/2}} \sum_i r_i \Delta s_i \end{aligned} \quad (3.27)$$

must vanish to the leading order in h , $N^{-1/2}$ and $hN^{-1/2}$; we have temporarily reinstated the summation signs for clarity. To make progress, let us note that the first two terms on the r.h.s. of (3.27) cancel to $\mathcal{O}(N^{-1/2})$; this is in fact how the corrections r_i are determined [33]. In the third and fifth term we can insert the deterministic quantities Δs_i from (3.23). Since the r_i are “driven” by the s_i according to (3.16), they will only have spatial correlations of finite range. Thus $(1/N) \sum_i r_i \Delta s_i$ in the fifth term is $\mathcal{O}(N^{-1/2})$, making this contribution $\mathcal{O}(hN^{-1})$ overall and subleading compared to the third term, which is $\mathcal{O}(hN^{-1/2})$. So we need to impose

$$\frac{1}{\sqrt{N}} \sum_i s_i \left(\Delta s_i + \frac{\Delta r_i}{\sqrt{N}} \right) = 0 \quad (3.28)$$

to $\mathcal{O}(1)$, which yields using (3.25)

$$\begin{aligned} \frac{1}{N} \int_{t_w}^t dt' R_{im}(t, t') s_i(t) s_m(t') \Delta z_1(t') &= \frac{1}{\sqrt{N}} s_i(t) \Delta s_i(t) \\ &\quad - \frac{1}{N} \int_{t_w}^t dt' R_{im}(t, t') s_i(t) \Delta s_m(t') z_1(t') \end{aligned} \quad (3.29)$$

In the second term on the RHS, $R_{im}(t, t') \Delta s_m(t') = R_{im}(t, t') \chi_{mj}(t', t_w) \epsilon_j$ is a deterministic $\mathcal{O}(1)$ quantity which is then summed over sites i multiplied by the short-range correlated $s_i(t)$. Together with the $1/N$ prefactor this gives a negligible $\mathcal{O}(N^{-1/2})$ contribution. On the LHS, $(1/N) R_{im}(t, t') s_i(t) s_m(t')$ has fluctuations of $\mathcal{O}(N^{-1/2})$ which can likewise be neglected compared to its $\mathcal{O}(1)$ average; the latter equals $K(t, t')$ from (3.15). Inverting the resulting convolution $\int_{t_w}^t dt' K(t, t') \Delta z_1(t')$ using (3.14) one finds as the solution of (3.29)

$$\Delta z_1(t') = \frac{1}{\sqrt{N}} \int dt'' L(t', t'') s_i(t'') \Delta s_i(t'') \quad (3.30)$$

With this we can now write down the susceptibility for the given set of ϵ_i , as defined in (2.5). Noticing that $\hat{\chi}_{ij}\epsilon_j$ is the response of spin i , given by the $\mathcal{O}(h)$ terms from (3.21), one gets

$$\begin{aligned}\hat{\chi}_\epsilon(t, t_w) &= \frac{1}{N}\epsilon_i \left(\Delta s_i + \frac{1}{\sqrt{N}}\Delta r_i \right) \\ &= \frac{1}{N}\epsilon_i \epsilon_j \chi_{ij}(t, t_w) - N^{-3/2}\epsilon_i \int_{t_w}^t dt' R_{im}(t, t') \times \\ &\quad \times \left[\int dt'' s_m(t') L(t', t'') \frac{1}{\sqrt{N}} s_n(t'') \Delta s_n(t'') + \Delta s_m(t') z_1(t') \right]\end{aligned}\quad (3.31)$$

The first term is the non-fluctuating Gaussian contribution. The fluctuating remainder becomes, once we insert (3.23) and preaverage over the ϵ_i ,

$$\begin{aligned}\delta\chi(t, t_w) &= -N^{-2}\epsilon_{ij} \int_{t_w}^t dt' dt'' R_{im}(t, t') s_m(t') L(t', t'') s_n(t'') \chi_{nj}(t'', t_w) \\ &\quad - N^{-3/2}\epsilon_{ij} \int_{t_w}^t dt' R_{im}(t, t') \chi_{mj}(t', t_w) z_1(t')\end{aligned}\quad (3.32)$$

In this expression the first term is $\mathcal{O}(1/N)$: the sum over i, j gives an $\mathcal{O}(1)$ translation invariant function $\epsilon_{ij} R_{im}(t, t') \chi_{nj}(t', t_w)$, and $s_m(t') s_n(t'')$ can be replaced by its average $C_{mn}(t', t'')$ to leading order; with the $1/N^2$ prefactor and the summation over m, n one gets $\mathcal{O}(1/N)$ overall. (The neglected fluctuations of $s_m(t') s_n(t'')$ will give an even smaller correction, of $\mathcal{O}(N^{-3/2})$.) In the second term one argues similarly that the sum of $(1/N)\epsilon_{ij} R_{im} \chi_{mj}$ over i, j, m is $\mathcal{O}(1)$. Since z_1 is scaled to be $\mathcal{O}(1)$, it is then this term that provides the leading susceptibility fluctuation of $\mathcal{O}(N^{-1/2})$. Inserting (3.11) and (3.12) we can finally write

$$\delta\chi(t, t_w) = -\frac{1}{2}N^{-2}\epsilon_{ij} \int dt' dt'' R_{im}(t, t') L(t', t'') \sum_n (s_n^2(t'') - 1) \chi_{mj}(t'', t_w) \quad (3.33)$$

We have dropped the integration limits since these are enforced automatically by causality of R_{im} , L and χ_{mj} .

In order to study the fluctuations of globally coarse-grained quantities around their mean values, we will consider their variances and covariance, defined in (2.1), (2.2) and (2.3). For the correlation variance one has, by inserting (3.19) into (2.1) and multiplying out,

$$\begin{aligned}V_C(t, t_w) &= \frac{1}{N}\epsilon_{ij} \epsilon_{kl} \left\{ \langle s_i(t) s_j(t_w) s_k(t) s_l(t_w) \rangle' \right. \\ &\quad + \frac{1}{\sqrt{N}} \left[\langle r_i(t) s_j(t_w) s_k(t) s_l(t_w) \rangle' + \langle s_i(t) r_j(t_w) s_k(t) s_l(t_w) \rangle' \right. \\ &\quad + \langle s_i(t) s_j(t_w) r_k(t) s_l(t_w) \rangle' + \langle s_i(t) s_j(t_w) s_k(t) r_l(t_w) \rangle' \left. \right] \\ &\quad + \frac{1}{N} \left[\langle r_i(t) s_j(t_w) r_k(t) s_l(t_w) \rangle' + \langle r_i(t) s_j(t_w) s_k(t) r_l(t_w) \rangle' \right. \\ &\quad \left. \left. + \langle s_i(t) r_j(t_w) r_k(t) s_l(t_w) \rangle' + \langle s_i(t) r_j(t_w) s_k(t) r_l(t_w) \rangle' \right] \right\}\end{aligned}\quad (3.34)$$

where the prime on the averages indicates that the corresponding disconnected contributions arising from $\langle \hat{C}_{ij} \rangle \langle \hat{C}_{kl} \rangle$ are to be subtracted. The susceptibility

variance (2.2) reads

$$\begin{aligned}
 V_\chi(t, t_w) &= \frac{T^2}{4N^3} \epsilon_{ij} \epsilon_{kl} \left\langle \int_{t_w}^t dt' dt'' dt'_w dt''_w R_{im}(t, t') L(t', t'') R_{kp}(t, t'_w) L(t'_w, t''_w) \right. \\
 &\quad \left. \times \sum_n (s_n^2(t'') - 1) \sum_r (s_r^2(t'_w) - 1) \chi_{mj}(t', t_w) \chi_{pl}(t'_w, t_w) \right\rangle \quad (3.35)
 \end{aligned}$$

while for the cross correlation (2.3), one has

$$\begin{aligned}
 V_{C_\chi}(t, t_w) &= -\frac{T}{2N^2} \epsilon_{ij} \epsilon_{kl} \int_{t_w}^t dt' dt'' L(t', t'') R_{kp}(t, t') \chi_{pl}(t', t_w) \\
 &\quad \times \left\langle \left(s_i(t) + \frac{1}{\sqrt{N}} r_i(t) \right) \left(s_j(t_w) + \frac{1}{\sqrt{N}} r_j(t_w) \right) \sum_n (s_n^2(t'') - 1) \right\rangle' \quad (3.36)
 \end{aligned}$$

Since all the quantities appearing in the averages can be expressed, via (3.16), in terms of Gaussian variables s_i , we can use Wick's theorem to perform the averaging. This gives a sum over all possible pairings of the Gaussian variables, each contributing a product of correlation functions. In the primed averages in V_C , pairings that do not couple the index groups $[ij]$ and $[kl]$ need to be discarded, and similarly in V_{C_χ} . Fortunately, many other pairings can also be dropped because they give subleading terms in $1/N$. We omit the details as the reasoning is analogous to that in [33], and state the results only for the coarse-grained local correlation and susceptibility ($\epsilon_{ij} = \delta_{ij}$).

In order to make the expressions more manageable let us define

$$CC(t, t_w) = \int (dq) C_{\mathbf{q}}^2(t, t_w) \quad (3.37)$$

and the following three-time function (we use the same symbol as the number of arguments will make it clear which function is meant; note that $CC(t, t, t') = CC(t, t')$)

$$CC(t, t_w, t') = \int (dq) C_{\mathbf{q}}(t, t') C_{\mathbf{q}}(t_w, t') \quad (3.38)$$

We also introduce

$$\tilde{D}(t_1, t_2, t') = \int dt'' L(t'', t') \int (dq) R_{\mathbf{q}}(t_1, t'') C_{\mathbf{q}}(t_2, t'') \quad (3.39)$$

as well as

$$D(t, t_w, t') = \frac{1}{2} \left[\tilde{D}(t, t_w, t') + \tilde{D}(t_w, t, t') \right] \quad (3.40)$$

which is the symmetrized version of (3.39). Note that $D(t, t_w, t')$ is causal in the sense that it vanishes for $t' > t$. In terms of these functions the correlation variance takes the compact form

$$\begin{aligned}
 V_C(t, t_w) &= \int (dq) C_{\mathbf{q}}(t, t) C_{\mathbf{q}}(t_w, t_w) + CC(t, t_w) - 4 \int dt' D(t, t_w, t') CC(t, t_w, t') \\
 &\quad + 2 \int dt' dt'_w D(t, t_w, t') D(t, t_w, t'_w) CC(t', t'_w) \quad (3.41)
 \end{aligned}$$

Similarly one can define

$$D^\chi(t, t_w, t') = T \int dt'' L(t'', t') \int (dq) R_{\mathbf{q}}(t, t'') \chi_{\mathbf{q}}(t'', t_w) \quad (3.42)$$

and express the susceptibility variance as

$$V_\chi(t, t_w) = \frac{1}{2} \int dt' dt'_w D^\chi(t, t_w, t') D^\chi(t, t_w, t'_w) CC(t', t'_w) \quad (3.43)$$

In the susceptibility the times are already ordered and we do not need to consider a symmetrized version of D^χ ; D^χ is causal in the same sense as D . The covariance, finally, can be expressed in terms of the same functions as

$$\begin{aligned} V_{C_\chi}(t, t_w) &= - \int dt' D^\chi(t, t_w, t') CC(t, t_w, t') \\ &\quad + \int dt' dt'_w D(t, t_w, t') D^\chi(t, t_w, t'_w) CC(t', t'_w) \end{aligned} \quad (3.44)$$

All the properties of the (co)variances can now be obtained from the behaviour of the functions CC , D and D^χ . To understand the general structure of D and D^χ we first recall [33] that L , the inverse kernel of K , has the form

$$L(t, t') = \delta'(t - t') + 2T\delta(t - t') - L^{(2)}(t, t') \quad (3.45)$$

where $L^{(2)}(t, t')$ vanishes for $t' > t$, has a jump discontinuity at $t' = t$ and is expected to be smooth and positive for $t' < t$. The singular terms are consequences of the fact that $K(t, t')$ vanishes for $t' > t$ and has equal-time value and slope

$$\lim_{t \rightarrow t'^+} K(t, t'^+) = 1, \quad \partial_{t'} K(t, t')|_{t=t'^+} = 2T \quad (3.46)$$

The remaining ingredient in D is the function $E(t_1, t_2, t'') = \int (dq) R_{\mathbf{q}}(t_1, t'') C_{\mathbf{q}}(t_2, t'')$. This vanishes for $t'' > t_1$ because of the causality of $R_{\mathbf{q}}$, and has a jump of size $\int (dq) C_{\mathbf{q}}(t_2, t_1) = C(t_2, t_1)$ as t'' decreases past t_1 . If $t_2 < t_1$, E actually remains constant at this value down to $t'' = t_2$ because the t'' -dependence in $R_{\mathbf{q}}(t_1, t'') C_{\mathbf{q}}(t'', t_2)$ cancels as a consequence of (3.8) and (3.10). For $t'' < \min(t_1, t_2)$, one can use the same identities to express E in terms of the kernel K : the \mathbf{q} -dependence (via ω) of $R_{\mathbf{q}}(t_1, t'') R_{\mathbf{q}}(t_2, t'')$ is the same as that of $R_{\mathbf{q}}^2((t_1 + t_2)/2, t'')$, and accounting for the remaining proportionality factors results in $E(t_1, t_2, t'') = g((t_1 + t_2)/2) g^{-1/2}(t_1) g^{-1/2}(t_2) K((t_1 + t_2)/2, t'')$. Carrying out the t'' -integral in (3.39) and exploiting the decomposition (3.45) of L then gives for D the general form

$$\begin{aligned} D(t, t_w, t') &= \frac{1}{2} C(t, t_w) [\delta(t - t') + \delta(t_w - t')] + D_1(t, t_w, t') \theta(t' - t_w) \\ &\quad + D_2(t, t_w, t') \theta(t_w - t') \end{aligned} \quad (3.47)$$

where the continuous pieces for t' above and below t_w respectively are

$$D_1(t, t_w, t') = \frac{1}{2} C(t, t_w) \left(2T - \int_{t'}^t dt'' L^{(2)}(t'', t') \right) \quad (3.48)$$

and, abbreviating $\bar{t} = (t + t_w)/2$,

$$\begin{aligned} D_2(t, t_w, t') &= - \frac{1}{2} C(t, t_w) \int_{t_w}^t dt'' L^{(2)}(t'', t') + \frac{g(\bar{t})}{\sqrt{g(t)g(t_w)}} \left\{ \left(-\frac{\partial}{\partial t'} + 2T \right) K(\bar{t}, t') \right. \\ &\quad \left. - \int_{t'}^{t_w} dt'' K(\bar{t}, t'') L^{(2)}(t'', t') \right\} \\ &= - \frac{1}{2} C(t, t_w) \int_{t_w}^t dt'' L^{(2)}(t'', t') + \frac{g(\bar{t})}{\sqrt{g(t)g(t_w)}} \int_{t_w}^{\bar{t}} dt'' K(\bar{t}, t'') L^{(2)}(t'', t') \end{aligned} \quad (3.49)$$

$$(3.50)$$

The last simplification for D_2 arises because, from (3.14) and (3.45), the terms in curly brackets in (3.49) would cancel exactly if the upper integration limit was \bar{t} .

For the corresponding function D^χ for the susceptibility, the q -integral in (3.42) can also be simplified by exploiting the link (1.4) between $\chi_{\mathbf{q}}$ and $R_{\mathbf{q}}$:

$$\int (dq) R_{\mathbf{q}}(t, t'') \chi_{\mathbf{q}}(t'', t_w) = \chi(t, t_w) - \chi(t, t'') \quad (3.51)$$

This holds for $t_w < t'' < t$; otherwise the function on the LHS vanishes due to causality. Inserting into (3.42) and using again (3.45) gives

$$D^\chi(t, t_w, t') = T\chi(t, t_w)\delta(t - t') + D_1^\chi(t, t_w, t')\theta(t' - t_w) + D_2^\chi(t, t_w, t')\theta(t_w - t') \quad (3.52)$$

with

$$\begin{aligned} T^{-1}D_1^\chi(t, t_w, t') &= -R(t, t') + 2T[\chi(t, t_w) - \chi(t, t')] \\ &\quad - \int_{t'}^t dt'' L^{(2)}(t'', t')[\chi(t, t_w) - \chi(t, t'')] \end{aligned} \quad (3.53)$$

and

$$T^{-1}D_2^\chi(t, t_w, t') = - \int_{t_w}^t dt'' L^{(2)}(t'', t')[\chi(t, t_w) - \chi(t, t'')] \quad (3.54)$$

Note that the expressions above are general and valid for arbitrary quenches, since we have not imposed any restrictions on the form of response, correlation or the kernel L . They will therefore form the basis for all further analysis of the correlation and susceptibility variances V_C and V_χ and their covariance $V_{C\chi}$.

In addition to the variances and covariance themselves we will also consider the correlation coefficient

$$\gamma = \frac{V_{C\chi}}{\sqrt{V_C V_\chi}} \quad (3.55)$$

which lies in the range $-1 \dots 1$; the extreme values correspond to susceptibility and correlation fluctuations being fully correlated, *i.e.* identical up to a scale factor. The joint probability distribution of $(\hat{C}, \hat{\chi})$ can be more fully characterized by its contour lines. Due to the Gaussian nature of the distribution (in our leading order approximation in $1/N$) the contours are ellipses given by

$$N \left(\begin{array}{cc} \delta C & \delta \chi \end{array} \right) \left(\begin{array}{cc} V_C & V_{C\chi} \\ V_{C\chi} & V_\chi \end{array} \right)^{-1} \left(\begin{array}{c} \delta C \\ \delta \chi \end{array} \right) = \text{const} \quad (3.56)$$

These are centred on $(\delta C, \delta \chi) = (0, 0)$, *i.e.* on the mean values (C, χ) . Geometrically, it is then natural to define the direction of the dominant fluctuations as the principal axis of the ellipse. We define the negative slope of this as X_{fl} , in analogy with the FDR X which gives the negative slope of the FD plot relating the mean values $T\chi$ and C . If the predictions for spin glasses summarized in the introduction also apply to coarsening systems, one would expect X_{fl} to be close to X . Explicitly, by diagonalizing the covariance matrix in (3.56) and finding its largest eigenvector one has

$$X_{\text{fl}} = \frac{1}{2\gamma} \left(\sqrt{\frac{V_C}{V_\chi}} - \sqrt{\frac{V_\chi}{V_C}} - \sqrt{\left(\sqrt{\frac{V_C}{V_\chi}} - \sqrt{\frac{V_\chi}{V_C}} \right)^2 + 4\gamma^2} \right) \quad (3.57)$$

In accordance with the definition of X_{fl} as the *negative* slope of the principal axis, it always has the opposite sign of the correlation coefficient γ . We note that the definition of X_{fl} , unlike that of γ , depends in principle on the relative scaling of the axes of the FD plot. The factors of T included in (2.2) and (2.3) correspond to measuring the fluctuation slope from contours in the $(\hat{C}, T\hat{\chi})$ plane where the equilibrium FDT is a line of slope -1 . While not unique, this is certainly the most natural choice.

4. Quenches to $T > T_c$

In this section we study quenches to above criticality so that, as discussed above, equilibrium is considered. In equilibrium the average correlation and susceptibility functions are time translation invariant (TTI) and related by the fluctuation-dissipation theorem. We can ask whether FDT-like relations also hold for the fluctuations of correlation and susceptibility around their typical values, *i.e.* whether X_{fl} is close to unity.

4.1. Equilibrium expressions for D and D^\times

In equilibrium, all functions depend only on time differences, so we will write $K(t, t_w) = K(\Delta t)$, $L(t, t_w) = L(\Delta t)$ and so on, with $\Delta t = t - t_w$. For the three-time functions we will keep the three separate arguments; for $CC(t, t_w, t')$ this helps to avoid confusion with the two-time function $CC(t, t_w) = CC(\Delta t)$.

In order to work out the equilibrium expressions for D and D^\times , we need first the various covariance and response functions, as well as the kernel K and its inverse L . The Lagrange multiplier z approaches a constant value z_{eq} at equilibrium, corresponding to exponential growth $g(t) \propto \exp(2z_{\text{eq}}t)$ of the function (3.9). One can then show that $C_{\mathbf{q}}(t, t) = T/(z_{\text{eq}} + \omega)$; since the spherical constraint imposes $\int(dq) C_{\mathbf{q}}(t, t) = 1$ at all times, z_{eq} can be found from the condition

$$\int(dq) \frac{T}{z_{\text{eq}} + \omega} = 1. \quad (4.1)$$

For the moment we will leave the Lagrange multiplier unrestricted, so that the following results will be valid for equilibrium at any temperature $\geq T_c$. (For $T < T_c$ one would need to account separately for the $\mathbf{q} = \mathbf{0}$ mode which acquires a nonzero expectation value proportional to the equilibrium magnetization.) Later we will consider first high temperatures, then generic temperatures above criticality, and finally, in the next section, $T = T_c$ where z_{eq} vanishes.

The exponential behaviour of $g(t)$ in equilibrium reduces the Fourier mode response and correlation functions (3.8) and (3.10) to the simple forms

$$R_{\mathbf{q}}(\Delta t) = e^{-(\omega + z_{\text{eq}})\Delta t} \quad (4.2)$$

$$C_{\mathbf{q}}(\Delta t) = \frac{T}{\omega + z_{\text{eq}}} e^{-(\omega + z_{\text{eq}})\Delta t} \quad (4.3)$$

These determine the equilibrium form of the kernel K (3.15) as

$$K(\Delta t) = \int (dq) \frac{T}{\omega + z_{\text{eq}}} e^{-2(\omega + z_{\text{eq}})\Delta t} \quad (4.4)$$

and the (average) local correlation and response can be expressed in terms of this as

$$C(\Delta t) = \int (dq) \frac{T}{\omega + z_{\text{eq}}} e^{-(\omega + z_{\text{eq}})\Delta t} = K\left(\frac{\Delta t}{2}\right) \quad (4.5)$$

$$TR(\Delta t) = T \int (dq) e^{-(\omega + z_{\text{eq}})\Delta t} = -\frac{1}{2}K'\left(\frac{\Delta t}{2}\right) \quad (4.6)$$

$$T\chi(\Delta t) = \int (dq) \frac{T}{\omega + z_{\text{eq}}} \left(1 - e^{-(\omega + z_{\text{eq}})\Delta t}\right) = 1 - K\left(\frac{\Delta t}{2}\right) \quad (4.7)$$

while the two and three time versions (3.37) and (3.38) of CC become

$$CC(\Delta t) = \int (dq) \left(\frac{T}{\omega + z_{\text{eq}}}\right)^2 e^{-2(\omega + z_{\text{eq}})\Delta t} \quad (4.8)$$

$$CC(t, t_w, t') = \theta(t' - t_w) \int (dq) \left(\frac{T}{\omega + z_{\text{eq}}}\right)^2 e^{-(\omega + z_{\text{eq}})\Delta t} \\ + \theta(t_w - t') \int (dq) \left(\frac{T}{\omega + z_{\text{eq}}}\right)^2 e^{-2(\omega + z_{\text{eq}})(\bar{t} - t')} \quad (4.9)$$

$$= CC(\Delta t/2)\theta(t' - t_w) + CC(\bar{t} - t')\theta(t_w - t') \quad (4.10)$$

Notice that $CC(t, t_w, t')$ is independent of t' in the regime $t_w < t' (< t)$.

Finally we need the inverse kernel L . Combining (3.14) and (3.45), we can express its Laplace transform $\hat{L}^{(2)}(s)$ as

$$\hat{L}_{\text{eq}}^{(2)}(s) = s + 2T - \frac{1}{\hat{K}_{\text{eq}}(s)} \quad (4.11)$$

We will require occasionally the integral of $L^{(2)}$ over all times, which follows as

$$\hat{L}^{(2)}(0) = \int_0^\infty dt L^{(2)}(t) = \begin{cases} 2T - \hat{K}^{-1}(0) & (T > T_c \text{ or } d > 4) \\ 2T & (T = T_c \text{ and } d < 4) \end{cases} \quad (4.12)$$

because $\hat{K}(0) = \int_0^\infty dt K(t)$ diverges at $T = T_c$ for $d < 4$ (see Eq. (5.2) below).

Putting everything together, we get from (3.47), (3.48) and (3.50) the explicit equilibrium form for D :

$$D(t, t_w, t') = \frac{1}{2}K\left(\frac{\Delta t}{2}\right) [\delta(t - t') + \delta(t_w - t')] + D_1(t, t_w, t')\theta(t' - t_w) \\ + D_2(t, t_w, t')\theta(t_w - t') \quad (4.13)$$

where

$$D_1(t, t_w, t') = \frac{1}{2}K\left(\frac{\Delta t}{2}\right) \left(2T - \int_0^{t-t'} d\tau L^{(2)}(\tau)\right) \quad (4.14)$$

and

$$D_2(t, t_w, t') = -\frac{1}{2}K\left(\frac{\Delta t}{2}\right) \int_{t_w - t'}^{t-t'} d\tau L^{(2)}(\tau) + \int_{t_w - t'}^{\bar{t} - t'} d\tau K(\bar{t} - t' - \tau) L^{(2)}(\tau) \quad (4.15)$$

Similarly one has from (3.52), (3.53) and (3.54) for D^\times

$$D^\times(t, t_w, t') = \left[1 - K\left(\frac{\Delta t}{2}\right)\right] \delta(t - t') + D_1^\times(t, t_w, t') \theta(t' - t_w) + D_2^\times(t, t_w, t') \theta(t_w - t') \quad (4.16)$$

with

$$D_1^\times(t, t_w, t') = \frac{1}{2} K'\left(\frac{t-t'}{2}\right) + 2T \left[K\left(\frac{t-t'}{2}\right) - K\left(\frac{\Delta t}{2}\right) \right] - \int_{t'}^t dt'' L^{(2)}(t'' - t') \left[K\left(\frac{t-t''}{2}\right) - K\left(\frac{\Delta t}{2}\right) \right] \quad (4.17)$$

and

$$D_2^\times(t, t_w, t') = - \int_{t_w}^t dt'' L^{(2)}(t'' - t') \left[K\left(\frac{t-t''}{2}\right) - K\left(\frac{\Delta t}{2}\right) \right] \quad (4.18)$$

4.2. High T

Having derived the general equilibrium expression for the functions D and D^\times at arbitrary temperature, we next study their time dependence in the regime of temperatures above criticality, $T > T_c$. First we consider briefly the limit of high temperatures, where explicit expressions can be obtained.

For $T \rightarrow \infty$, one sees from (4.1) that the Lagrange multiplier needs to scale as $z_{\text{eq}} = T + \mathcal{O}(1)$ because the frequencies ω are of order unity and independent of T . This suggests a series expansion as $z_{\text{eq}} = T + a + b/T + \mathcal{O}(1/T^2)$, and by substituting into (4.1) and using $\int(dq)\omega = 2d$ and $\int(dq)\omega^2 = (2d)^2 + 2d$ one finds $-a = b = 2d$. The time dependence in the equilibrium functions (4.4), (4.8) and (4.10) through the combination $(z_{\text{eq}} + \omega)\Delta t$ is then equal to $T\Delta t$ to leading order. We therefore rescale the time difference with temperature as $\tau = T\Delta t$ and expand all exponentials $\exp[-(z_{\text{eq}} + \omega)\Delta t] = \exp[-(1 + (\omega - 2d)/T + 2d/T^2)\tau]$ in $1/T$. One finds in this way $K(\tau) = e^{-2\tau}(1 + 4d\tau^2/T^2)$, to $\mathcal{O}(1/T^2)$. The $\mathcal{O}(1/T^2)$ term in $K(\tau)$ is needed to determine the Laplace transform of $L^{(2)}$ from (4.11), because the leading order cancels. Inserting K into (4.11) shows that the first non vanishing term in $\hat{L}^{(2)}(s)$ is $\mathcal{O}(1/T)$, which transformed back to rescaled time variables yields the $\mathcal{O}(1)$ result $\spadesuit L^{(2)}(\tau) = 8d \exp(-2\tau)$. To use these results in a systematic high- T expansion up to $\mathcal{O}(1/T^2)$ of the correlation and susceptibility (co-)variances, we need to know to which order in $1/T$ the functions that appear need to be expanded. For large T it is convenient to rescale D and D^\times by a factor T in order to work with quantities of order unity. The compensating factor $1/T$ is absorbed into the rescaling of the time integrations that lead from the D 's to the (co-)variances. One can check that the terms proportional to $L^{(2)}$ in the rescaled D 's are smaller than the others by a factor $1/T^2$, because they are always obtained by integrating over time. Therefore $L^{(2)}(\tau)$ is only needed to $\mathcal{O}(1)$. Expanding all other functions to order $\mathcal{O}(1/T^2)$ and inserting into (3.41), (3.43) and (3.44), all

\spadesuit We remark that although $\mathcal{O}(1/T^2)$ terms are needed to determine $L^{(2)}$, the latter has a value of $\mathcal{O}(1)$ and not $\mathcal{O}(1/T^2)$ as we had mistakenly stated in [33]. Fortunately, this error had no effect on the calculations in [33], since the large- T behaviour of $L^{(2)}$ was never used explicitly.

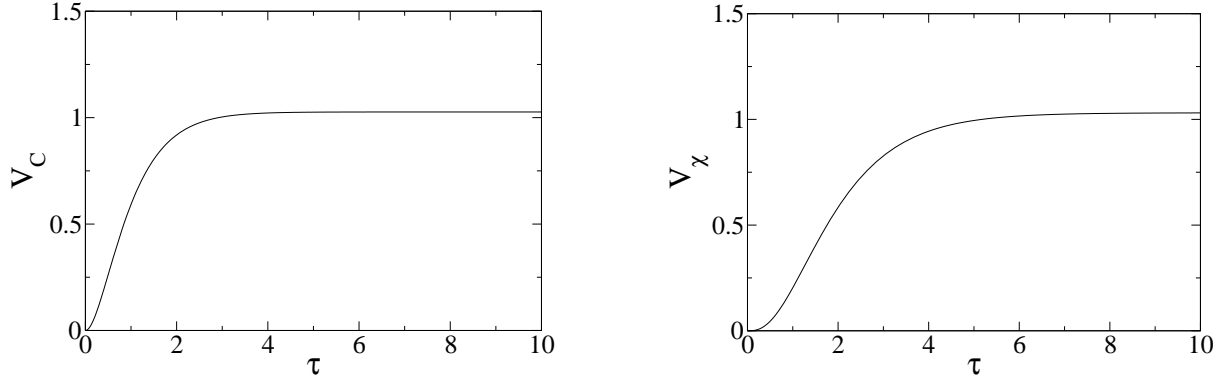


Figure 1. Correlation and response variance versus the rescaled time τ for $T = 15$. Both show a power law increase for small τ and an exponential approach to their limit value for large τ .

integrals can be done explicitly. One obtains, after some lengthy but straightforward algebra,

$$V_C(\tau) = 1 - (1 + 2\tau)e^{-2\tau} + \frac{1}{T^2} \left[2de^{-4\tau} - 4de^{-2\tau}(1 + 2\tau^2 + \tau^3) + 2d \right] \quad (4.19)$$

$$V_\chi(\tau) = 1 + (3 + 2\tau)e^{-2\tau} - 4e^{-\tau} + \frac{1}{T^2} \left[\frac{2}{3}de^{-4\tau} - \frac{4}{3}de^{-3\tau} + de^{-2\tau}(13 + 10\tau + 6\tau^2 + 4\tau^3) - \frac{4}{3}de^{-\tau}(11 + 3\tau^2) + \frac{7}{3}d \right] \quad (4.20)$$

$$V_{C\chi}(\tau) = -\frac{2d}{3T^2} [2e^{-4\tau} - 3e^{-3\tau} + 6(1 - \tau^2)e^{-2\tau} + (6\tau - 5)e^{-\tau}] \quad (4.21)$$

Plots of (4.19), (4.20) and (4.21) are shown in figures 1 and 2 (left) for $T = 15$. One can study the high temperature limit of the correlation and susceptibility variances directly by setting the $\mathcal{O}(1/T^2)$ corrections in (4.19) and (4.20) to zero. This shows that for high T the correlation and susceptibility variances are monotonically increasing functions of τ , starting from zero at $\tau = 0$ (*i.e.* $\Delta t = 0$). This is as expected since $\hat{C}(t_w, t_w) = 1$ cannot fluctuate due to the spherical constraint, while $\hat{\chi}(t_w, t_w)$ vanishes trivially. An expansion for small τ shows that the correlation and susceptibility variances increase initially as, respectively, $V_C(\tau) = 2\tau^2$ and $V_\chi(\tau) = (2/3)\tau^3$. These scalings, including the prefactors, will also be found at finite temperature (see below). They show that there are significant correlations in the time evolution of \hat{C} and $\hat{\chi}$; if the fluctuations had independent increments at different times this would lead to a random walk for the fluctuations and hence a much more rapid increase of the variances, $V \sim \tau$.

We cannot infer from the $1/T$ expansion whether the monotonic behaviour in τ of the variances holds also for finite temperature. However, the fact that already the leading $1/T^2$ corrections are non-monotonic in τ suggests that the overall variation at finite T may also be non-monotonic. Indeed, for the correlation variance V_C we will

see in Sec. 5.1 using different arguments that a non-monotonic dependence on Δt (or equivalently τ) occurs at least in $d > 4$ and for T not too far above T_c .

In the limit $T \rightarrow \infty$, both variances approach the constant value 1 exponentially fast in τ . For the correlation this can be explained relatively simply: as the spins $S_i(t_w)$ and $S_i(t)$ decorrelate at long times and are also uncorrelated in space for large T , $\hat{C} = (1/N) \sum_i S_i(t) S_i(t_w)$ becomes a zero mean Gaussian random variable of variance $1/N$. Consistent with this intuition, the dominant contribution to V_C for large Δt comes from the Gaussian fluctuations which are described by the first two terms in (3.41); in fact, only the first term survives for $\Delta t \rightarrow \infty$. It should be emphasized, however, that the high- T limit does not amount to neglecting all non-Gaussian effects. Indeed, the Gaussian terms from (3.41) would give the quite incorrect result $V_C = 2$ for $\Delta t = 0$.

We next look at the covariance of correlation and susceptibility, and the consequences for the correlation coefficient γ and the fluctuation FDR X_{fl} . Eq. (4.21) shows that the covariance is $\mathcal{O}(1/T^2)$ for any finite τ , and it vanishes in the limits of both small and large τ as, respectively,

$$V_{C\chi}(\tau) \approx -4d\tau^4/(3T^2) \quad (4.22)$$

and $V_{C\chi} \approx -4d\tau e^{-\tau}/T^2$. Plotting the full expression (4.21) (see Fig. 2 left) shows that $V_{C\chi}$ is negative not just in these two limits but in fact for all τ .

From the above results one can determine the correlation coefficient, as defined in (3.55), for high T . For $\tau \rightarrow 0$ and in the limit of high temperature, one obtains directly from the small- τ scaling of the (co-)variances that the correlation coefficient goes to zero as $\gamma \sim -\tau^{3/2}/T^2$. For the opposite limit $\tau \rightarrow \infty$ of long times, $V_C = V_{C\chi} = 1$ to leading order, as explained. This yields $\gamma \approx V_{C\chi} \approx -4d\tau e^{-\tau}/T^2$. A plot of γ (see Fig. 2 right) shows that like $V_{C\chi}$ it is negative for all τ , and its modulus is smaller than unity as it should be. The scaling with $1/T^2$ shows that, for high temperatures, correlation and susceptibility fluctuations become increasingly less correlated with each other.

Studying the fluctuation FDR (3.57) to characterize the joint distribution of correlation and susceptibility requires some care. If we first proceed as above, keeping τ of order unity fixed and taking $T \rightarrow \infty$, then γ scales with $1/T^2$ as we saw earlier and so becomes small compared to the other terms of order unity in (3.57). We can then expand in γ to get to leading order

$$X_{\text{fl}} = -\frac{\gamma}{\sqrt{V_C/V_\chi} - \sqrt{V_\chi/V_C}} \quad (4.23)$$

For small τ , where $\gamma \sim -\tau^{3/2}/T^2$ and $V_\chi/V_C \sim \tau$, this gives

$$X_{\text{fl}} \sim \frac{\tau^2}{T^2} \quad (4.24)$$

For large τ , the denominator of (4.23) goes to zero even faster than the numerator, and we find

$$X_{\text{fl}} \sim \frac{\tau}{T^2} \quad (4.25)$$

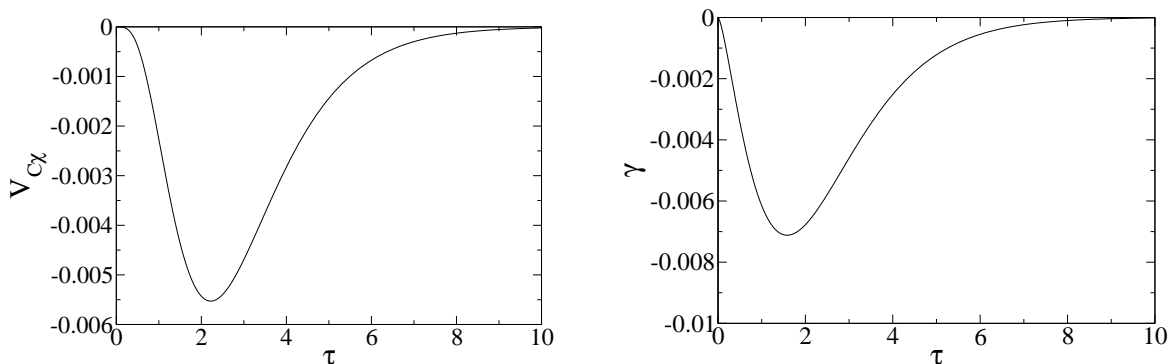


Figure 2. Plot of the covariance and the correlation coefficient γ versus the rescaled time τ for $T = 15$. These show a power law increase for small τ and an exponential decay for large τ . Both are negative throughout, and the modulus of the correlation coefficient is much less than one, indicating that the fluctuations of correlation and response functions are weak.

However, this result must clearly break down when τ becomes too large at finite T , as Eq. (4.23) was predicated on γ being small compared to $(V_C/V_\chi)^{1/2} - (V_\chi/V_C)^{1/2}$. To understand what happens in this regime, we use that $V_C = 1 + 2d/T^2$ and $V_{C\chi} = 1 + 7d/(3T^2)$ to leading order for $\tau \rightarrow \infty$ at finite T , where we need to keep the $\mathcal{O}(1/T^2)$ corrections. Then $\gamma = -4d\tau e^{-\tau}/T^2$ in the outer square root of (3.57) can be neglected as smaller than the other term under this root, giving to leading order a temperature-independent exponential increase

$$X_{\text{fl}} = \frac{\sqrt{V_C/V_\chi} - \sqrt{V_\chi/V_C}}{\gamma} = \frac{e^\tau}{12\tau} \quad (4.26)$$

The crossover between the linear and exponential regimes, Eq. (4.25) and Eq. (4.26) respectively, can be shown to be due to the competition, for large T and τ , between $\mathcal{O}(1/T^2)$ and $\mathcal{O}(e^{-\tau})$ terms in (4.19) and (4.20), and therefore in (3.57), and takes place at $\tau \approx 2 \ln T$. This is shown in Fig. 3 on the right, along with (on the left) the crossover between the quadratic and the linear regimes, Eq. (4.24) and Eq. (4.25), that occurs at shorter times.

With the expression of the (co-)variances to the required orders at hand, we now plot the contour lines of the joint distribution of the fluctuating correlation and susceptibility $(\hat{C}, T\hat{\chi})$. The mean values $C = \langle \hat{C} \rangle$ and $\chi = \langle \hat{\chi} \rangle$ can be read off from (4.5) and (4.7) as $C(\tau) = \exp(-\tau) = 1 - T\chi(\tau)$ and produce the straight line of slope -1 expected from equilibrium FDT. (Note that we do not need to normalize the FD plot because for our local spin correlations the equal time correlator $C(t, t) = 1$ always.) Fig. 4 shows contour lines of the fluctuation distributions for a range of different mean values (*i.e.* different τ); their centres lie on the straight equilibrium FDT line. For the purposes of this graphical illustration, we have aimed to choose a relatively low temperature,

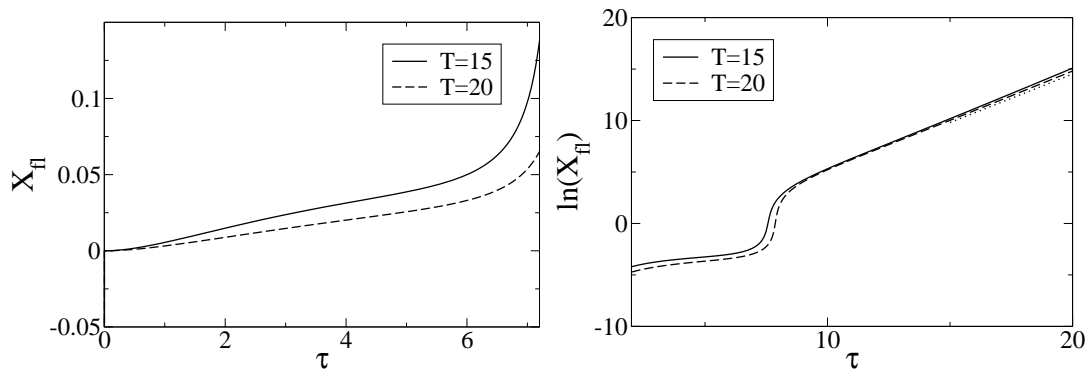


Figure 3. Left: Plot of the fluctuation FDR X_f versus the rescaled time τ , for $d = 3$ and $T = 15, 20$ as shown in the legend. X_f starts off quadratically for small τ , then becomes linear, its slope increasing with decreasing T in both regimes. Eventually it crosses over into a regime of exponential growth, which is not yet visible in the τ -range shown. Right: Plot of $\ln(X_f)$ versus τ , at $T = 15, 20$ as indicated in the legend. This shows the crossover to the regime of T -independent exponential increase at large τ , which takes place at $\tau \approx 2 \ln T$ and is represented by the dotted line on the right of the graph.

as otherwise the covariance becomes too small and all fluctuation contours degenerate into ellipses oriented along the C and χ -axes. We cannot go too low, of course, as otherwise truncating the $1/T$ expansion cannot be justified. The choice $T = 10$ is a reasonable compromise: the $\mathcal{O}(1/T^2)$ corrections to the variances are then significantly smaller than the leading order terms. However, $\mathcal{O}(1/T^3)$ terms – which can be worked out along the lines above – are comparable to the $\mathcal{O}(1/T^2)$ contributions, so the results shown are not fully quantitative. We consider $d = 3$ and set the scale of the contours by taking $N = 50$ and unity for the constant on the RHS of (3.56). The relatively small value of N was taken only for better visibility; a larger value would simply shrink all ellipses uniformly.

In summary, the fluctuations of correlation and susceptibility are not linked in a manner akin to the equilibrium FDT. The dominant fluctuation direction measured by X_f does not lie on the straight line of slope -1 that locates the average quantities. Instead, this direction is along the horizontal (correlation) axis for small times and along the vertical (susceptibility) axis for large times.

4.3. Short time differences

Next we consider the short-time behaviour of the correlation and susceptibility variances at some generic temperature $T \geq T_c$. For the correlation one expects from the high- T result that the leading term for small Δt will be $\mathcal{O}(\Delta t^2)$. We therefore expand D as

$$D = \left[\frac{1}{2} - \frac{T\Delta t}{2} + \frac{K''(0)}{16} \Delta t^2 \right] [\delta(t-t') + \delta(t_w-t')] + \theta(t'-t_w)D_1 + \theta(t_w-t')D_2 \quad (4.27)$$

$$D_1 = T - T^2\Delta t - \frac{1}{2}L^{(2)}(0)(t-t') \quad (4.28)$$

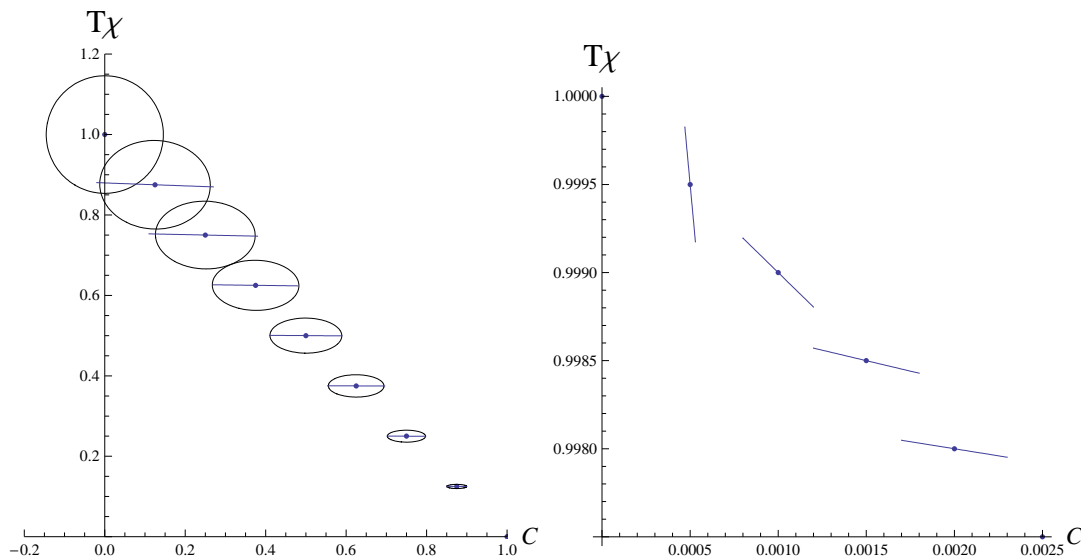


Figure 4. Left: Fluctuations of the coarse-grained local correlation \hat{C} and susceptibility $T\hat{\chi}$ in the high temperature limit. The mean values, indicated by the centres of the ellipses, lie on the straight equilibrium FDT line. The ellipses themselves show contour lines for several different mean values, corresponding to different scaled time differences $\tau = T\Delta t$; we chose $d = 3$, $T = 10$, $N = 50$ and set the constant on the RHS of (3.56) to unity. The principal axis of each ellipse is shown, and represents the direction of the biggest fluctuations. This lies on the correlation axis for small τ ($X_{fl} \ll 1$) but rotates to lie along the susceptibility axis ($X_{fl} \gg 1$) for large τ . This rotation of the principal axis is continuous but in this graphical representation happens very quickly in the top left corner of the plot: this is because it takes place at large value of τ , i.e. when the mean correlation has already decayed to a very small value. The fluctuation contours in this regime are close to circles and would lie essentially on top of the leftmost ellipse shown. Right: A zoom of the top left corner of the plot on the left. Here only the direction of the principal axis of each ellipse is drawn, to make the rotation towards the χ -axis clearer.

$$D_2 = \frac{1}{8}[2TL^{(2)}(t_w - t') - L^{(2)'}(t_w - t')]\Delta t^2 \quad (4.29)$$

Here we have used (3.46); D_1 needs to be expanded only to linear order in quantities of $\mathcal{O}(\Delta t)$ (including $t - t'$) because it is integrated over the range $t_w < t' < t$ which is itself of $\mathcal{O}(\Delta t)$. Inserting into (3.41) and expanding the remaining functions (4.8) and (4.10), the various terms involving $L^{(2)}$ cancel to leading orders. In fact, to $\mathcal{O}(\Delta t^2)$, D_2 only contributes to the single integral in (3.41), where the remaining three-time function CC is set to its zero-order value, and to the double integral when it is combined with the δ -terms appearing in the definition of D ; however, these contributions cancel. The remaining quantities depending on $L^{(2)}$ are found in D_1 and are already $\mathcal{O}(\Delta t)$, so they provide contributions of $\mathcal{O}(\Delta t^2)$ when integrated over $t_w < t' < t$, if the remaining quantities in the integral are $\mathcal{O}(1)$. Again, this can only be realized in the single integral by setting the three time function CC to its zero order value, and in the coupling with the δ -terms in the double integral, but these terms cancel. Also, in the final result there

is a leading order cancellation of the terms $K''(0)$ and one obtains

$$V_C(\Delta t) = 2T^2 \Delta t^2 \quad (4.30)$$

This agrees in both the Δt -dependence and the prefactor with the result of the high- T expansion. It is worth noting that in order to get the short time behaviour of the correlation variance, we have expanded $CC(t' - t'_w)$ around $CC(0)$. This quantity diverges in $d < 4$ at $T = T_c$. But the fact that it cancels from the leading short-time behaviour should mean that (4.30) remains valid: in principle we just need to regularize in some way, e.g. by keeping t_w large but finite, then perform the short-time expansion and finally remove the regularization, which should lead back to (4.30).

For the susceptibility variance, as given in (3.43), we can expand D^x as

$$D^x = \Delta t \delta(t - t') - \theta(t' - t_w) + \mathcal{O}(\Delta t)\theta(t' - t_w) + \mathcal{O}(\Delta t^2)\theta(t_w - t') \quad (4.31)$$

The first two terms and the remainder give contributions of $\mathcal{O}(\Delta t)$ and $\mathcal{O}(\Delta t^2)$ respectively to the integral over t' . Keeping only the first two terms and replacing $CC(t' - t'_w)$ by $CC(0)$ in (3.43) should then give the leading term in V_χ of $\mathcal{O}(\Delta t^2)$; but this cancels because $\int dt' [\Delta t \delta(t - t') - \theta(t' - t_w)] = 0$. The same argument shows that to $\mathcal{O}(\Delta t^3)$ the cross terms between the $\mathcal{O}(\Delta t)$ and $\mathcal{O}(\Delta t^2)$ contributions from (4.31) cancel. The only remaining $\mathcal{O}(\Delta t^3)$ term is then

$$V_\chi = \frac{1}{2} \int_{t_w}^t dt' dt'_w [\Delta t \delta(t - t') - \theta(t' - t_w)] [\Delta t \delta(t - t'_w) - \theta(t'_w - t_w)] CC(t' - t'_w) \quad (4.32)$$

$$= \frac{1}{2} \Delta t^2 CC(0) - \Delta t \int_{t_w}^t dt' CC(t - t') + \int_{t_w}^t dt' \int_{t_w}^{t'} dt'_w CC(t' - t'_w) \quad (4.33)$$

One now expands $CC(t' - t'_w) = CC(0) - 2T(t' - t'_w)$ for $t' \geq t'_w$, using (4.8), to find that the $\Delta t^2 CC(0)$ -terms cancel as expected, leaving

$$V_\chi(\Delta t) = \frac{2}{3} T^3 \Delta t^3 \quad (4.34)$$

This again agrees with the high- T expansion in both the scaling with Δt and the prefactor.

For the covariance, finally, performing the perturbation expansion in small Δt shows that the leading short-time contribution is only of fourth order in Δt . The temperature dependence of the prefactor is quite complicated and involves the kernel $L^{(2)}$. We only show here the limit of the prefactor for large T , which is

$$V_{C_\chi}(\Delta t) = -\frac{4dT^2}{3} \Delta t^4 \quad (4.35)$$

in agreement with (4.22). Correspondingly, the correlation coefficient is again negative, growing in modulus initially as $\gamma \sim -\Delta t^{3/2}$. The fluctuation slope X_{fl} can also be expanded as in the high- T case (4.24), leading again to a quadratic short-time increase

$$X_{\text{fl}} \sim -\frac{V_{C_\chi}}{V_C} \sim \Delta t^2 \quad (4.36)$$

4.4. Large time differences

We next turn to the behaviour of the correlation and susceptibility fluctuations at large time differences, at equilibrium at temperatures *above* criticality; the dynamics at criticality exhibits qualitative differences and is considered separately in the next section. The asymptotic behaviour of (the equilibrium forms of) K , $L^{(2)}$ and CC is an exponential decay. For K and CC this follows directly from (4.4) and (4.8), where all Fourier modes decay as $\exp(-2z_{\text{eq}}\Delta t)$ or faster. The Laplace transform $\hat{K}(s)$ then has all its singularities bounded away from $s = 0$, and the same follows for $\hat{L}^{(2)}(s)$ from (4.11). Thus, looking at $D(t, t_w, t')$ as given by (4.13), the $K(\Delta t/2)$ -prefactor ensures that the δ -contributions to D decay exponentially for large time differences, and the same is true for the D_1 -term found in (4.14). The D_2 -term given in (4.15) has the same behaviour. This is obvious for the first term; for the second term, bounding both $K(t)$ and $L^{(2)}(t)$ by $\exp(-ct)$ shows that the integral is bounded by $\Delta t \exp[-c(\bar{t} - t')] \leq \Delta t \exp(-c\Delta t/2)$. Thus, for large Δt , all the non-Gaussian corrections in (3.41), as well as the two-time Gaussian term $CC(t, t_w)$, decay exponentially to zero; the asymptotic value of the correlation variance is then given by the time-independent Gaussian term $\int(dq) C_{\mathbf{q}}(t, t) C_{\mathbf{q}}(t_w, t_w) = \int(dq) T^2/(\omega + z_{\text{eq}})^2$. This increases as the temperature is reduced towards T_c ; the limit value for $T \rightarrow T_c$ is finite for $d > 4$ but infinite for $d < 4$. From the reasoning above it follows that for $T > T_c$ the approach of the correlation variance to its asymptotic value for $\Delta t \rightarrow \infty$ is exponential in Δt , up to power law factors.

Analogous reasoning for D^x in (4.16) leads one to discard as subleading for large Δt the D_2^x term in (4.18) and the terms proportional to $K(\Delta t/2)$ appearing in (4.17) for D_1^x . The asymptotic susceptibility variance can therefore be found from (3.43) by replacing D^x with

$$D_{\text{short}}^x = \delta(t - t') + \frac{1}{2}K'\left(\frac{t-t'}{2}\right) + 2TK\left(\frac{t-t'}{2}\right) - \int_{t'}^t dt'' L^{(2)}(t'' - t')K\left(\frac{t-t''}{2}\right) \quad (4.37)$$

We have added the subscript “short” because all contributions retained in D_{short}^x decay exponentially as $t - t'$ increases, concentrating the “mass” of the integrals over t' and t'_w in (3.43) into the regions $t - t' = \mathcal{O}(1)$ and $t - t'_w = \mathcal{O}(1)$. (The factor $CC(t' - t'_w)$ does not affect this reasoning as its values are also largest when t' is close to t'_w .) Nevertheless, because $CC(t' - t'_w)$ does vary significantly on $\mathcal{O}(1)$ timescales one cannot simplify the expression for the asymptotic value of V_x further, beyond the replacement of D^x by D_{short}^x in (3.43). Barring accidental cancellations (which, by continuity with the nonzero result for $T \rightarrow \infty$, one does not expect), the result will be nonzero. The approach to the limit will again be exponential in Δt .

Finally, in the cross-correlation (3.44) there are no $\mathcal{O}(1)$ contributions that survive in the long-time limit, because every term is proportional to D and thus decays exponentially with Δt . Qualitatively, then, the behaviour at finite $T > T_c$ is the same as that for $T \rightarrow \infty$, with the variances of correlation and susceptibility approaching nonzero asymptotic values exponentially fast in Δt , and the covariance decaying to zero (from below) in the same manner.

5. Quenches to T_c , $d > 4$

Above we derived the large- N statistics of the correlation and susceptibility fluctuations for quenches to temperatures above criticality. In this section and the next we consider quenches directly to criticality, so from now on $T = T_c \equiv (f(dq) 1/\omega)^{-1}$. In principle we then expect aging effects [26, 33], but it will turn out that for the fluctuation statistics these are largely negligible as long as we are in dimension $d > 4$. We therefore consider first the situation in equilibrium at criticality in $d > 4$, focussing on large time differences Δt ; the short-time limit does not need to be analysed again here because the results in Sec. 4.3 apply even at $T = T_c$. As discussed in more detail in Sec. 6, for $d < 4$ one has to keep t_w finite to avoid the appearance of infinite terms, *i.e.* one has to look directly at the non-equilibrium situation.

5.1. Equilibrium

The asymptotic behaviour of the equilibrium forms of K , CC and $L^{(2)}$ for $T \rightarrow T_c$ is quite different from the high temperature phase because z_{eq} vanishes. In the equilibrium form (4.4) of the kernel K , the integral is for large time-differences dominated by small ω . Because $\omega \approx q^2$ for small $q = |\mathbf{q}|$, the phase space factor in the \mathbf{q} -integrals is $(dq) = \sigma_d d\omega \omega^{d/2-1}$ for small q or ω , with the proportionality constant

$$\sigma_d = (4\pi)^{-d/2} \Gamma^{-1}(d/2) \quad (5.1)$$

Then from (3.15) one finds for large Δt

$$K(\Delta t) = \sigma_d \int d\omega \omega^{(d-2)/2} \frac{T}{\omega} e^{-2\omega\Delta t} = k_d \Delta t^{(2-d)/2} \quad (5.2)$$

and correspondingly, from the small s -expansion of (4.11),

$$L^{(2)}(\Delta t) = \lambda_d \begin{cases} \Delta t^{(2-d)/2} & \text{for } d > 4 \\ \Delta t^{(d-6)/2} & \text{for } d < 4 \end{cases} \quad (5.3)$$

with k_d and λ_d d -dependent constants [33].

In equilibrium at criticality the function $CC(\Delta t)$ also decays as a power law for $\Delta t \gg 1$. This can easily be worked out in $d > 4$:

$$CC(\Delta t) = \int (dq) \frac{T^2}{\omega^2} e^{-2\omega\Delta t} = 2T \int_{\Delta t}^{\infty} dt' K(t') \sim \Delta t^{(4-d)/2} \quad (5.4)$$

The three-time function $CC(t, t_w, t')$ given in (4.10) increases with t' up to $t' = t_w$; in the range $t' = t_w \dots t$ it then remains constant and equal to $CC(\Delta t/2)$.

For the correlation variance (3.41), the first of the two Gaussian terms is a constant of order unity, $\int (dq) C_{\mathbf{q}}(t, t) C_{\mathbf{q}}(t_w, t_w) = \int (dq) T^2/\omega^2$. The second one, $CC(\Delta t)$, is proportional to $\Delta t^{(4-d)/2}$ for large Δt from (5.4). One can show that these are in fact the two leading terms, with the non-Gaussian corrections contributing at most $\mathcal{O}(\Delta t^{4-d})$ asymptotically. The argument is a little more complicated than for $T > T_c$ because now factors such as $K(\Delta t/2)$ decay only as power laws and this decay can be partially compensated by other power law factors from *e.g.* the size of the integration ranges.

However, one can show that the integral $\int dt' |D(t, t_w, t')|$ is $\mathcal{O}(\Delta t^{(4-d)/2})$. The first non-Gaussian term involving the three-time CC in (3.41) is then at most of $\mathcal{O}(\Delta t^{4-d})$ because $CC(t, t_w, t') \leq CC(\Delta t/2) \sim \Delta t^{(4-d)/2}$; the last term in (3.41) is at most of the same order because $CC(t' - t'_w)$ is bounded by a constant. Note that because the prefactor of $CC(\Delta t) \sim \Delta t^{(4-d)/2}$ in (3.41) is *positive*, V_C approaches its (positive) asymptotic value from *above*; given that it starts at zero at $\Delta t = 0$, it is therefore non-monotonic in Δt . Because $V_C(\Delta t)$ must depend continuously on temperature, at least at finite Δt , this non-monotonicity must then be present also in a range of temperatures above T_c .

To demonstrate that $\int dt' |D(t, t_w, t')|$ is $\mathcal{O}(\Delta t^{(4-d)/2})$, consider the various terms in (4.13). The δ -terms contribute $\mathcal{O}(\Delta t^{(2-d)/2})$ to the integral so are subleading. The bracket multiplying $K(\Delta t/2)$ in the expression (4.14) for D_1 is of order unity, its value decreasing from $2T$ towards $2T - \hat{L}^{(2)}(0) = 1/\hat{K}(0)$ as $t - t'$ increases; D_1 therefore contributes of order $\Delta t K(\Delta t/2) \sim \Delta t^{(4-d)/2}$ to $\int dt' |D(t, t_w, t')|$. For D_2 from (4.15) one can show that the first term never dominates over the second one, so we focus on the latter, $I = \int_{t_w-t'}^{\bar{t}-t'} d\tau K(\bar{t} - t' - \tau) L^{(2)}(\tau)$. Because $\hat{K}(0) = \int dt K(t)$ is finite, $K(\cdot)$ is effectively short-ranged and the integral receives its dominant contribution from $\tau \approx \bar{t} - t'$. Replacing $L^{(2)}(\tau)$ by its value there leads to the estimate $I \approx \hat{K}(0) L^{(2)}(\bar{t} - t') \sim (\bar{t} - t')^{(2-d)/2}$. This becomes exact for $\Delta t \gg 1$ and $t_w - t' \gg 1$, but remains qualitatively correct even at $t' = t_w$, where from (4.11) $I = 2TK(\Delta t/2) + K'(\Delta t/2) \sim \Delta t^{(2-d)/2}$. Integrating $I \sim (\bar{t} - t')^{(2-d)/2}$ over $t' = -\infty \dots t_w$ then shows that also D_2 makes a contribution of $\mathcal{O}(\Delta t^{(4-d)/2})$ to $\int dt' |D(t, t_w, t')|$. (We have set the initial time to $-\infty$ here as is appropriate for an equilibrium calculation; this is clearly equivalent to leaving the initial time as 0 and taking $t_w \rightarrow \infty$ at fixed $\Delta t = t - t_w$.)

To understand the asymptotics of the susceptibility variance (3.43) it is useful to decompose

$$D^X(t, t_w, t') = D_{\text{short}}^X(t, t_w, t') + D_{\text{long}}^X(t, t_w, t') \quad (5.5)$$

where

$$D_{\text{long}}^X(t, t_w, t') = -K\left(\frac{\Delta t}{2}\right) \delta(t - t') + D_{1,\text{long}}^X(t, t_w, t') \theta(t' - t_w) + D_2^X(t, t_w, t') \theta(t_w - t') \quad (5.6)$$

and

$$D_{1,\text{long}}^X(t, t_w, t') = -K\left(\frac{\Delta t}{2}\right) \left[2T - \int_{t'}^t dt'' L^{(2)}(t'' - t') \right] \quad (5.7)$$

while D_2^X is as written in (4.18). The short-time part of (5.5), defined in (4.37), decays on timescales $t - t' = \mathcal{O}(1)$ and its integral over t' is of order unity. More precisely, Laplace transforming $D_{\text{short}}^X(t, t_w, t')$ w.r.t. $t - t'$ and expanding for small s gives

$$\hat{D}_{\text{short}}^X(s) = 2\hat{K}(2s)[s + 2T - \hat{L}(s)] = 2\frac{\hat{K}(2s)}{\hat{K}(s)} \approx 2\frac{\hat{K}(0) - c(2s)^{(d-4)/2}}{\hat{K}(0) - cs^{(d-4)/2}} \quad (5.8)$$

$$\approx 2 + 2\frac{c}{\hat{K}(0)} s^{(d-4)/2} (1 - 2^{(d-4)/2}) \quad (5.9)$$

where we used (4.11) and the small s -expansion of $\hat{K}(s) = \hat{K}(0) - cs^{(d-4)/2}$ [33]. This shows that the integral of $D_{\text{short}}^X(t - t')$ over all $t - t'$ equals 2, and that $D_{\text{short}}^X(t - t')$

decays as $(t - t')^{(2-d)/2}$ for large Δt . The complementary long-time part D_{long}^X , on the other hand, can be seen to have a structure similar to D_1 : the δ -term has weight $\sim \Delta t^{(2-d)/2}$, $D_{1,\text{long}}^X$ is of order $\Delta t^{(2-d)/2}$ (and constant for $t - t' \gg 1$), and D_2^X is of order $L^{(2)}(t - t') \sim (t - t')^{(2-d)/2}$. Decomposing now the product $D^X D^X$ in (3.43) according to (5.5), the $D_{\text{short}}^X D_{\text{short}}^X$ term gives the leading asymptotic term of V_X , a constant of order unity. In the $D_{\text{short}}^X D_{\text{long}}^X$ cross term, the short-time function can be shown to act like an effective δ -function, *i.e.* $\int dt'_w D_{\text{short}}^X(t, t_w, t'_w) CC(t'_w - t) \approx 2CC(t - t')$; the proportionality constant follows from (5.9). This estimate becomes exact for $\Delta t \gg 1$ and $t - t' \gg 1$. In the remaining t' -integration weighted by D_{long}^X , the δ -term from (5.6) gives an overall contribution of $\mathcal{O}(\Delta t^{(2-d)/2})$ to V_X . Next, $D_{1,\text{long}}^X$, which is of order $\Delta t^{(2-d)/2}$, contributes of order $\Delta t^{(2-d)/2} \int_{t_w}^t dt' CC(t - t')$ to V_X , which scales as $\Delta t^{(2-d)/2}$ in $d > 6$ and Δt^{4-d} in $d < 6$; the latter case is different because the tail of CC then gives the dominant contribution from (5.4). The remaining contribution, from $D_2^X \sim (t - t')^{(2-d)/2}$, is $\sim \int_{-\infty}^{t_w} dt' (t - t')^{(2-d)/2 + (4-d)/2} \sim \Delta t^{4-d}$. Finally, we have to deal with the $D_{\text{long}}^X D_{\text{long}}^X$ term in V_X . This is bounded by $(\int dt' |D_{\text{long}}^X|)^2 CC(0)/2 \sim \Delta t^{4-d}$ and so makes a contribution no larger than the other terms. Deviations of the $D_{\text{short}}^X D_{\text{short}}^X$ term from its $\mathcal{O}(1)$ limit for $\Delta t \rightarrow \infty$, which we have neglected above, turn out to be of the same order. Overall, V_X approaches its asymptotic value via leading power law terms $\sim \Delta t^{(2-d)/2}$ and $\sim \Delta t^{4-d}$; the former dominates for $d > 6$, the latter for $4 < d < 6$. There appears to be no simple way of estimating the sign of these terms to verify whether V_X , like V_C , has a non-monotonic Δt -dependence.

In the covariance (3.44) there are, as in the case of $T > T_c$, no $\mathcal{O}(1)$ terms that survive for long times. To obtain the leading decay to zero, consider first the single integral involving D^X and the three-time function $CC(t, t_w, t')$. Following arguments analogous to the ones used above, the leading contribution arises from the short-time part D_{short}^X of D^X , giving $\approx -2CC(t, t_w, t) = -2CC(t - t_w) \sim \Delta t^{(4-d)/2}$. In the remaining term DD^X , the t'_w -integral again gives a result of order $CC(t - t')$. In the t' -integral, the δ -contribution in $D(t, t_w, t')$ (see (4.13)) then gives a subleading $\Delta t^{(2-d)/2}$ term; D_2 produces a term of $\mathcal{O}(\Delta t^{4-d})$, and D_1 contributes at either $\mathcal{O}(\Delta t^{(2-d)/2})$ or $\mathcal{O}(\Delta t^{4-d})$ depending on whether d is above or below 6. All of these terms are subleading for large Δt compared to the contribution $-2CC(\Delta t)$ identified above, so that $V_{C_X}(\Delta t)$ approaches 0 from below as $-\Delta t^{(4-d)/2}$.

A schematic plot of the full Δt -dependence of the variances and the covariance at criticality and $d > 4$ is shown in Fig. 5. The non-monotonicity of the correlation variance (and, possibly, the susceptibility variance) is consistent with a scenario in which for both short and long time regimes local correlations and responses display minor fluctuations across the system and dynamical histories, whereas for intermediate time they depend strongly on the particular state reached by the system in a given time interval, making fluctuations across dynamical histories large. This type of behaviour is quite generic: indeed, as explained after (2.4), V_C is the four-point function commonly used to quantify dynamic heterogeneities, and this is found to exhibit a maximum as a function of Δt for many systems with slow dynamics [10, 11, 14]. Note though that typically (*e.g.* in

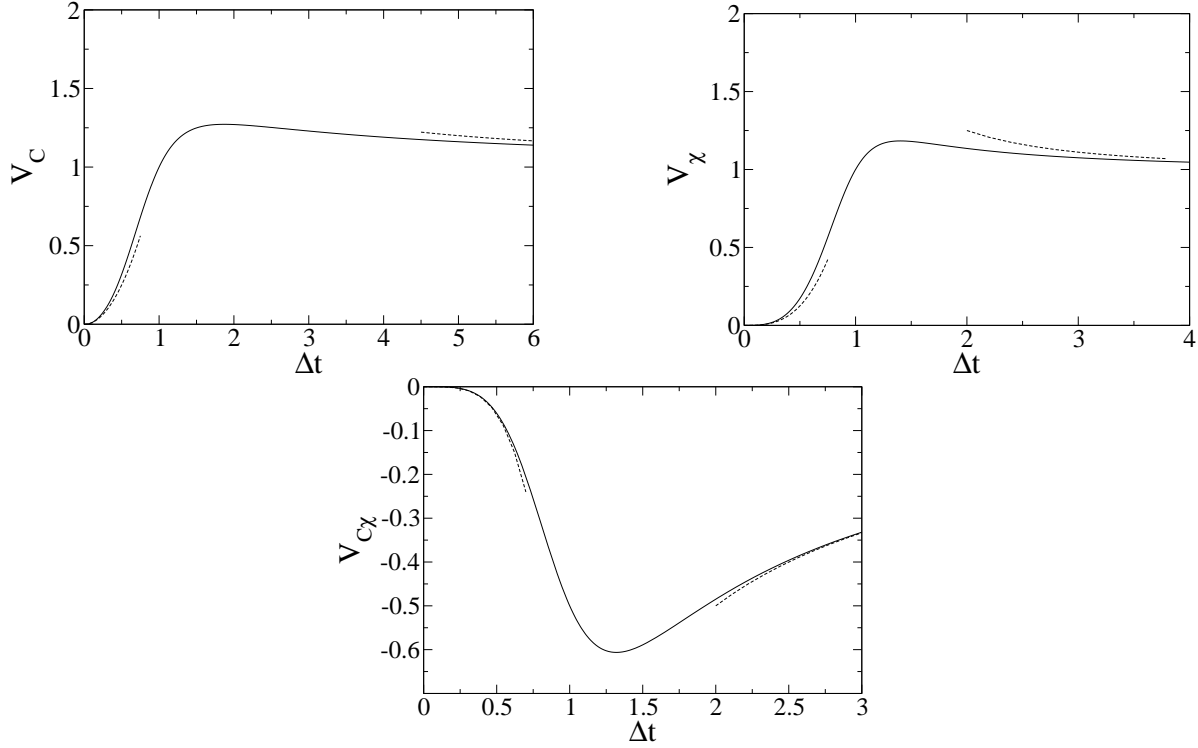


Figure 5. Schematic plot of the Δt -dependence of the variances, V_C and V_χ , and covariance, $V_{C\chi}$, for critical coarsening and $d > 4$. These functions increase from 0 to $\mathcal{O}(1)$ values as power laws of Δt given respectively in (4.30), (4.34) and (4.35), and then decay asymptotically with negative powers of Δt . V_C and $V_{C\chi}$ are non-monotonic; for V_χ it is not obvious whether the asymptotic value is approached from above or below.

coarsening below T_c [23, 24]) the position of the maximum scales with the age of the system whereas here, for coarsening at criticality above the upper critical dimension, it occurs for an *age-independent* time difference Δt .

Gathering the above results for $\Delta t \rightarrow \infty$, $V_C(\Delta t) \rightarrow \mathcal{O}(1)$, $V_\chi(\Delta t) \rightarrow \mathcal{O}(1)$ and $V_{C\chi}(\Delta t) \rightarrow -\Delta t^{(4-d)/2}$, yields for the correlation coefficient the power law decrease $\gamma \sim -\Delta t^{(4-d)/2}$. The FDR for the local fluctuations X_{fl} as given in (3.57) is then positive, but to say more one would need to know whether V_C and V_χ is bigger for $\Delta t \rightarrow \infty$. If $V_C > V_\chi$, the elliptical contour of $P(\hat{C}, T\hat{\chi})$ has its main axis along the \hat{C} direction and, as one can show formally by expanding (3.57) for small γ , $X_{\text{fl}} \sim -\gamma \sim \Delta t^{(4-d)/2}$ decays to zero. Conversely, if $V_\chi > V_C$ the main axis of the ellipse is along the $\hat{\chi}$ direction and the fluctuation slope $X_{\text{fl}} \sim -1/\gamma \sim \Delta t^{(d-4)/2}$ becomes vertical for $\Delta t \rightarrow \infty$. In the limiting case where V_C and V_χ are equal asymptotically, $(V_C/V_\chi)^{1/2} - (V_\chi/V_C)^{1/2}$ in (3.57) would decay as $\Delta t^{(4-d)/2}$, being controlled by the leading corrections to V_C ; because this is proportional to γ , a finite asymptotic value of X_{fl} would result. From the high- T expansion of Sec. 4.2 one can see that at order $1/T^2$, differences between the asymptotic values of V_C and V_χ appear. These suggest that the scenario that should apply is the one where $V_\chi > V_C$ asymptotically and therefore the main axis of the fluctuation ellipse is along the $\hat{\chi}$ direction.

5.2. Non-equilibrium, $d > 4$

Now we study the behaviour of correlation and susceptibility fluctuations for the genuine out-of-equilibrium dynamics after a quench to criticality, focussing on $d > 4$ as in the previous subsection. Here we get correction factors with respect to the equilibrium case which become important in the aging regime, $t - t_w \sim t_w$. More precisely, aging effects appear in the long time ($t, t_w \gg 1$) behaviour of two-time functions via scaling functions of the time ratio t/t_w that modulate the equilibrium part, *e.g.*

$$K(t, t_w) = K_{\text{eq}}(t - t_w) \mathcal{F}_K\left(\frac{t}{t_w}\right) \quad (5.10)$$

$$L^{(2)}(t, t_w) = L_{\text{eq}}^{(2)}(t - t_w) \mathcal{F}_L\left(\frac{t}{t_w}\right) \quad (5.11)$$

with $\mathcal{F}_K(1) = \mathcal{F}_L(1) = 1$ [33]. Here and throughout the remainder of the paper we distinguish the TTI equilibrium contributions with the subscript “eq”. The two-time correlation $C(t, t_w)$ has a similar scaling behaviour as can be seen by expressing it in terms of the kernel K :

$$C(t, t_w) = \int (dq) R_{\mathbf{q}}(t, t_w) C_{\mathbf{q}}(t_w, t_w) = \sqrt{\frac{g(t_w)}{g(t)}} \int (dq) e^{-\omega(t-t_w)} C_{\mathbf{q}}(t_w, t_w) \quad (5.12)$$

$$= \frac{g(\bar{t})}{\sqrt{g(t)g(t_w)}} K(\bar{t}, t_w) = K_{\text{eq}}\left(\frac{\Delta t}{2}\right) \frac{g(\bar{t})}{\sqrt{g(t)g(t_w)}} \mathcal{F}_K\left(\frac{\bar{t}}{t_w}\right) \quad (5.13)$$

The long-time behaviour of the function D from (3.40) that defines the correlation variance is thus given by (using (3.47), (3.48) and (3.50))

$$\begin{aligned} D(t, t_w, t') &= \frac{1}{2} K_{\text{eq}}\left(\frac{\Delta t}{2}\right) \frac{g(\bar{t})}{\sqrt{g(t)g(t_w)}} \mathcal{F}_K\left(\frac{x+1}{2}\right) [\delta(t - t') + \delta(t_w - t')] \\ &\quad + D_1(t, t_w, t') \theta(t' - t_w) + D_2(t, t_w, t') \theta(t_w - t') \end{aligned} \quad (5.14)$$

where $x = t/t_w$ and

$$D_1(t, t_w, t') = \frac{1}{2} K_{\text{eq}}\left(\frac{\Delta t}{2}\right) \frac{g(\bar{t})}{\sqrt{g(t)g(t_w)}} \mathcal{F}_K\left(\frac{x+1}{2}\right) \left[2T - \int_{t'}^t d\tau L_{\text{eq}}^{(2)}(\tau - t') \mathcal{F}_L\left(\frac{\tau}{t'}\right) \right] \quad (5.15)$$

and

$$\begin{aligned} D_2(t, t_w, t') &= -\frac{1}{2} K_{\text{eq}}\left(\frac{\Delta t}{2}\right) \frac{g(\bar{t})}{\sqrt{g(t)g(t_w)}} \mathcal{F}_K\left(\frac{x+1}{2}\right) \int_{t_w}^t d\tau L_{\text{eq}}^{(2)}(\tau - t') \mathcal{F}_L\left(\frac{\tau}{t'}\right) \\ &\quad + \frac{g(\bar{t})}{\sqrt{g(t)g(t_w)}} \int_{t_w}^{\bar{t}} d\tau K_{\text{eq}}(\bar{t} - \tau) \mathcal{F}_K\left(\frac{\bar{t}}{\tau}\right) L_{\text{eq}}^{(2)}(\tau - t') \mathcal{F}_L\left(\frac{\tau}{t'}\right) \end{aligned} \quad (5.16)$$

For $d > 4$ and long times $g(t) \sim \text{const}$ and all the factors involving $g(t)$ in the above expressions can be dropped.

In order to get the long-time expression for D^x from (3.52) we need the non-equilibrium form of $\chi(t, t_w)$. In equilibrium, $1 - T\chi_{\text{eq}}(\Delta t) = K_{\text{eq}}(\Delta t/2)$ and so we consider the same combination here:

$$1 - T\chi(t, t_w) = 1 - T \int (dq) \int_{t_w}^t dt' e^{-\omega(t-t')} \sqrt{\frac{g(t')}{g(t)}} \quad (5.17)$$

This can be rewritten, by adding and subtracting the quantity $T \int (dq) \int_{t_w}^t dt' e^{-\omega(t-t')} = 1 - K_{\text{eq}}(\Delta t/2)$, as

$$1 - T\chi(t, t_w) = K_{\text{eq}}\left(\frac{\Delta t}{2}\right) - T \int (dq) \int_{t_w}^t dt' e^{\omega(t-t')} \left(\sqrt{\frac{g(t')}{g(t)}} - 1 \right) \quad (5.18)$$

and extracting a factor of $K_{\text{eq}}(\Delta t/2)$ from the second term yields

$$1 - T\chi(t, t_w) = K_{\text{eq}}\left(\frac{\Delta t}{2}\right) \mathcal{F}_\chi(x) \quad (5.19)$$

Bearing in mind that $\int (dq) e^{-\omega(t-t')} = -K'_{\text{eq}}(t-t')/(2T)$ the aging function \mathcal{F}_χ can be written as

$$\mathcal{F}_\chi(x) = 1 + \frac{1}{2} \frac{\int_{t_w}^t dt' K'_{\text{eq}}\left(\frac{t-t'}{2}\right) \left(\sqrt{\frac{g(t')}{g(t)}} - 1 \right)}{K_{\text{eq}}(\Delta t/2)} \quad (5.20)$$

Because $g(t)$ approaches a constant for large times in $d > 4$, the integral term in fact vanishes in the limit and there is no aging correction: $\mathcal{F}_\chi(x) = 1$. Inserting (5.19) into (3.52), (3.53) and (3.54) one finds the long-time non-equilibrium form of D^χ

$$D^\chi(t, t_w, t') = \left[1 - K_{\text{eq}}\left(\frac{\Delta t}{2}\right) \mathcal{F}_\chi(x) \right] \delta(t-t') + D_1^\chi(t, t_w, t') \theta(t' - t_w) + D_2^\chi(t, t_w, t') \theta(t_w - t') \quad (5.21)$$

with

$$D_1^\chi(t, t_w, t') = \frac{1}{2} K'_{\text{eq}}\left(\frac{t-t'}{2}\right) \mathcal{F}_\chi\left(\frac{t}{t'}\right) + \frac{t}{t'^2} K_{\text{eq}}\left(\frac{t-t'}{2}\right) \mathcal{F}'_\chi\left(\frac{t}{t'}\right) + 2T \left[K_{\text{eq}}\left(\frac{t-t'}{2}\right) \mathcal{F}_\chi\left(\frac{t}{t'}\right) - K_{\text{eq}}\left(\frac{\Delta t}{2}\right) \mathcal{F}_\chi(x) \right] - \int_{t'}^t dt'' L_{\text{eq}}^{(2)}(t'' - t') \mathcal{F}_L\left(\frac{t''}{t'}\right) \left[K_{\text{eq}}\left(\frac{t-t''}{2}\right) \mathcal{F}_\chi\left(\frac{t}{t''}\right) - K_{\text{eq}}\left(\frac{\Delta t}{2}\right) \mathcal{F}_\chi(x) \right] \quad (5.22)$$

and

$$D_2^\chi(t, t_w, t') = - \int_{t_w}^t dt'' L_{\text{eq}}^{(2)}(t'' - t') \mathcal{F}_L\left(\frac{t''}{t'}\right) \left[K_{\text{eq}}\left(\frac{t-t''}{2}\right) \mathcal{F}_\chi\left(\frac{t}{t''}\right) - K_{\text{eq}}\left(\frac{\Delta t}{2}\right) \mathcal{F}_\chi(x) \right] \quad (5.23)$$

It will be useful to separate short and long time parts in D^χ again:

$$D^\chi(t, t_w, t') = D_{\text{short}}^\chi(t, t_w, t') + D_{\text{long}}^\chi(t, t_w, t') \quad (5.24)$$

We arrange the terms so that the first term is identical to its equilibrium counterpart (4.37) except for a slowly varying aging correction, giving

$$D_{\text{short}}^\chi(t, t_w, t') = \mathcal{F}_\chi\left(\frac{t}{t'}\right) \left[\delta(t-t') + \frac{1}{2} K'_{\text{eq}}\left(\frac{t-t'}{2}\right) + 2T K_{\text{eq}}\left(\frac{t-t'}{2}\right) - \int_{t'}^t dt'' L_{\text{eq}}^{(2)}(t'' - t') K_{\text{eq}}\left(\frac{t-t''}{2}\right) \right] \theta(t' - t_w) \quad (5.25)$$

$$D_{\text{long}}^\chi(t, t_w, t') = - K\left(\frac{\Delta t}{2}\right) \mathcal{F}_\chi(x) \delta(t-t') + D_{1,\text{long}}^\chi(t, t_w, t') \theta(t' - t_w) + D_2^\chi(t, t_w, t') \theta(t_w - t') \quad (5.26)$$

$$D_{1,\text{long}}^\chi(t, t_w, t') = \frac{t}{t'^2} K_{\text{eq}}\left(\frac{t-t'}{2}\right) \mathcal{F}'_\chi\left(\frac{t}{t'}\right) - K_{\text{eq}}\left(\frac{\Delta t}{2}\right) \mathcal{F}_\chi(x) \left[2T - \int_{t'}^t dt'' L_{\text{eq}}^{(2)}(t'' - t') \mathcal{F}_L\left(\frac{t''}{t'}\right) \right] - \int_{t'}^t dt'' L_{\text{eq}}^{(2)}(t'' - t') K_{\text{eq}}\left(\frac{t-t''}{2}\right) \left[\mathcal{F}_L\left(\frac{t''}{t'}\right) \mathcal{F}_\chi\left(\frac{t}{t''}\right) - \mathcal{F}_\chi\left(\frac{t}{t'}\right) \right] \quad (5.27)$$

We have kept the factors of \mathcal{F}_χ so that the expressions are valid also in $d < 4$, for later use. For our current case ($d > 4$), one has $\mathcal{F}_\chi = 1$ and $\mathcal{F}'_\chi = 0$.

To deduce the behaviour of V_C , V_χ and $V_{C\chi}$ we finally need the aging corrections to the function CC defined in (3.37), (3.38). One uses (3.10) and the long-time scaling of the equal-time correlator $C_{\mathbf{q}}(t_w, t_w) = (T/\omega)\mathcal{F}_C(\omega t_w)$ with $\mathcal{F}_C(w) \rightarrow 1$ for $w \rightarrow \infty$ and $\mathcal{F}_C(w) \approx 2w$ for $w \rightarrow 0$; in $d > 4$, $\mathcal{F}_C(w) = 1 - \exp(-2w)$ [33]. The ratio of the three-time function to its equilibrium counterpart is then, for $t' > t_w$,

$$\frac{CC(t, t_w, t')}{CC_{\text{eq}}(t, t_w, t')} = \frac{\int (dq) (T^2/\omega^2)\mathcal{F}_C(\omega t')\mathcal{F}_C(\omega t_w)e^{-\omega(t-t_w)}}{\int (dq) (T^2/\omega^2)e^{-\omega(t-t_w)}} \quad (5.28)$$

In the aging regime where $t - t_w \gg 1$ and so only $\omega \ll 1$ contributes one can replace $(dq) \sim d\omega \omega^{d/2-1}$; rescaling ω to $w = \omega t_w$ then gives a function of $x = t/t_w$ and $y = t'/t_w$:

$$\frac{CC(t, t_w, t')}{CC_{\text{eq}}(t, t_w, t')} = \mathcal{F}_{CC}(x, y), \quad \mathcal{F}_{CC}(x, y) = \frac{\int dw w^{(d-6)/2}\mathcal{F}_C(wy)\mathcal{F}_C(w)e^{-w(x-1)}}{\int dw w^{(d-6)/2}e^{-w(x-1)}} \quad (5.29)$$

With the same approach one finds for $t' < t_w$, *i.e.* $y < 1$,

$$\mathcal{F}_{CC}(x, y) = \frac{\int dw w^{(d-6)/2}\mathcal{F}_C^2(wy)e^{-w(x+1-2y)}}{\int dw w^{(d-6)/2}e^{-w(x+1-2y)}} \quad (5.30)$$

The function \mathcal{F}_{CC} also governs the aging corrections for the two-time CC , according to

$$\frac{CC(t, t_w)}{CC_{\text{eq}}(t - t_w)} = \frac{CC(t, t, t_w)}{CC_{\text{eq}}(t, t, t_w)} = \mathcal{F}_{CC}(1, 1/x) \quad (5.31)$$

We can now proceed to study what, if any, aging corrections there are for the correlation and susceptibility (co-)variances. The scaling functions \mathcal{F}_K , \mathcal{F}_L , \mathcal{F}_χ , \mathcal{F}_{CC} are all bounded by 1. Comparing the above expressions for D and D^χ with those in equilibrium then shows that $\int dt' |D(t, t_w, t')|$ can be no larger than before, *i.e.* at most $\mathcal{O}(\Delta t^{(4-d)/2})$. The entire discussion from Sec. 5.1 of the terms contributing to V_C then goes through, and we see that again for large Δt (and in particular on aging timescales $\Delta t \sim t_w$) the leading terms are the Gaussian ones, $V_C \approx \int (dq) C_{\mathbf{q}}(t, t)C_{\mathbf{q}}(t_w, t_w) + CC(t, t_w)$. The asymptotic value of V_C thus remains $\int (dq) (T/\omega)^2$ as in equilibrium, and aging corrections are visible only very weakly in the decay to this asymptote. More precisely, by using that $(dq) = \sigma_d d\omega \omega^{d/2-1}$ for small ω , along with $\mathcal{F}_C(w) = 1 - \exp(-2w)$ and (5.4), one has for the leading order corrections

$$V_C - \int (dq) (T/\omega)^2 = \int (dq) (T/\omega)^2 [\mathcal{F}_C(wx)\mathcal{F}_C(w) - 1] + CC_{\text{eq}}(\Delta t)\mathcal{F}_{CC}(1, 1/x) \quad (5.32)$$

$$= t_w^{(4-d)/2} T^2 \sigma_d \int dw w^{(d-6)/2} [e^{-2w(x+1)} - e^{-2wx} - e^{-2w}] - \frac{4Tk_d}{4-d} \Delta t^{(4-d)/2} \mathcal{F}_{CC}(1, 1/x) \quad (5.33)$$

$$= t_w^{(4-d)/2} \left\{ T^2 \sigma_d 2^{(4-d)/2} \Gamma\left(\frac{4-d}{2}\right) [(x+1)^{(4-d)/2} - x^{(4-d)/2} - 1] - \frac{4Tk_d}{4-d} (x-1)^{(4-d)/2} \mathcal{F}_{CC}(1, 1/x) \right\} \quad (5.34)$$

In the near equilibrium regime $x \approx 1$ where $\mathcal{F}_{CC}(1, 1/x) \approx 1$ the second term dominates and one retrieves the equilibrium result $CC_{\text{eq}}(t - t_w)$ for the leading correction to the

asymptotics. For $x \gg 1$, on the other hand, the first term dominates and approaches an x -independent negative constant: curiously, then, in the aging regime the leading correction to the asymptotic value of V_C changes sign from positive to negative as x increases. Of course the corrections themselves are small; indeed, if one takes the standard aging limit of $V_C(t, t_w)$ ($t, t_w \rightarrow \infty$ at fixed $x = t/t_w > 1$) one simply gets the constant value $\int(dq) (T/\omega)^2$.

One can use similar arguments to show that aging effects on the susceptibility variance V_χ are weak. As for D , one checks that the presence of aging corrections in D^χ does not increase the order of the various terms. In particular, D_{short}^χ from (5.25) is identical to its equilibrium analogue because $\mathcal{F}_\chi = 1$. In $D_{1,\text{long}}^\chi$ from (5.27), the first term vanishes for the same reason, and the second gives $K_{\text{eq}}(\Delta t/2) \sim \Delta t^{(2-d)/2}$ times a factor of order unity as in equilibrium. Using that $\mathcal{F}_L(x) = 1 - [(x-1)/x]^{(2-d)/2}$ for $d > 4$ [33], the third term in (5.27) can be worked out to be of order $t^{(2-d)/2}$ and so is never larger than the second. In D_2^χ , finally, the term proportional to $K_{\text{eq}}(\Delta t/2)$ in (5.23) is also never dominant over the remainder; the latter can be estimated to be of order $L_{\text{eq}}^{(2)}(t-t')\mathcal{F}_L(t/t')$, *i.e.* smaller than the equilibrium result by the factor $\mathcal{F}_L(t/t')$. With these estimates one can repeat the arguments of Sec. 5.1 to see that the asymptotic ($\Delta t \gg 1$) value of V_χ is obtained as in equilibrium by replacing D^χ by D_{short}^χ in (3.43). The resulting integrals are dominated by the region $t', t'_w \approx t$ where aging corrections to $CC(t', t'_w)$ are negligible, so overall the asymptotic value of V_χ is identical to the one obtained in equilibrium. The leading corrections will scale again as $\Delta t^{(2-d)/2}$ (in $d > 6$) or Δt^{4-d} (in $d < 6$), which in the aging regime $\Delta t \sim t_w$ translates to $t_w^{(2-d)/2}$ and t_w^{4-d} , respectively. Since these corrections are even smaller than those affecting V_C , we do not discuss them further.

It remains to analyse aging effects on the covariance $V_{C\chi}$. As in equilibrium (Sec. 5.1) one shows that the leading contribution for large Δt comes from the single integral in (3.44), and in particular the short time part D_{short}^χ of D^χ which contributes significantly only for $t' \approx t$. The three-time function CC is in this regime, using (4.10) and (5.29), $CC(t, t_w, t') = CC_{\text{eq}}(\Delta t/2)\mathcal{F}_{CC}(t/t_w, t'/t_w) \approx CC_{\text{eq}}(\Delta t/2)\mathcal{F}_{CC}(x, x)$. Overall, we get as the leading term for the covariance $V_{C\chi} = -2CC_{\text{eq}}(\Delta t/2)\mathcal{F}_{CC}(x, x) \sim -t_w^{(4-d)/2}(x-1)^{(4-d)/2}\mathcal{F}_{CC}(x, x)$, which is the equilibrium result supplemented with an aging correction $\mathcal{F}_{CC}(x, x)$. For $x \approx 1$ the latter equals one as it should to reproduce the equilibrium result; for large x , one finds from (5.29) that $\mathcal{F}_{CC}(x, y) \sim y/x^2$ and so $\mathcal{F}_{CC}(x, x) \sim 1/x$.

6. Quenches to T_c , $d < 4$

In this section we will study the fluctuations in the out-of-equilibrium dynamics of the spherical ferromagnet quenched to criticality in dimension $d < 4$. Here we cannot start from an equilibrium calculation and later account for aging corrections because a naive equilibrium limit leads to the appearance of infinite terms: in the correlation variance (3.41), for example, the first Gaussian term becomes $\int(dq) T^2/\omega^2$

for $t, t_w \rightarrow \infty$ which is infinite in $d < 4$. Thus, we need to look directly at the non-equilibrium situation. Specifically, we will consider the aging limit $t, t_w \rightarrow \infty$ but at fixed $x = t/t_w > 1$.

6.1. Summary of results

Since the calculations for this scenario are somewhat technical, we summarize first the results; the details are given in the following subsections. Our analysis will show that in the aging regime the variances and the covariance all scale as $t_w^{(4-d)/2}$ times a function of x . The dependence on x implies that the relevant timescale on which the (co-)variances vary is $\Delta t \sim t_w$, in contrast to the case $d > 4$ where this timescale is $\Delta t = \mathcal{O}(1)$ independently of the age t_w . In this sense the behaviour for $d < 4$ is similar to what is seen for coarsening (in general d) at $T < T_c$ [23, 24]. Interestingly, however, the amplitude of the (co-)variances grows with the age t_w only as $t_w^{(4-d)/2}$ at criticality, whereas below T_c it scales (at least for V_C) in the naive way as the domain volume $\sim (t_w^{1/2})^d$.

The dependence on x of the (co-)variances can be evaluated numerically from the scaling expressions we will derive for the aging limit; the results are shown in Fig. 6 for $d = 3$. We also study numerically the x -dependence of the resulting correlation coefficient γ and the fluctuation slope X_{fl} , as displayed in Fig. 7. In both of these quantities the $t_w^{(4-d)/2}$ prefactor from the (co-)variances cancels, so they depend solely on x .

One can analyse the behaviour of the quantities above in more detail for the two opposite extremes $\epsilon = x - 1 \ll 1$ and $x \gg 1$. In the former case we expect to recover quasi-equilibrium behaviour with all dependences being only on time differences. We show by an expansion in ϵ (Sec. 6.3) that indeed the (co-)variances all grow as $\epsilon^{(4-d)/2}$ to leading order; combining this with the overall $t_w^{(4-d)/2}$ scaling, one gets a TTI time dependence as expected, proportional to $(t - t_w)^{(4-d)/2}$. The prefactors ν_C , ν_χ and $\nu_{C\chi}$ of this power law increase in V_C , V_χ and $V_{C\chi}$ are plotted as functions of dimensionality in Fig. 8. Given that V_C , V_χ , $V_{C\chi}$ all have the same scaling with $t - t_w$ in this regime, the correlation coefficient and fluctuation slope also have nontrivial values; these are plotted against d in Fig. 9. Note that because we are approaching the TTI regime via the limit $x \rightarrow 1$ of an aging calculation, where $t - t_w \sim t_w \gg 1$ always, these results are valid for $t - t_w \gg 1$ only. For $t - t_w \ll 1$, on the other hand, the results of Sec. 4.3 will apply and both γ and X_{fl} will tend to zero in the limit $t \rightarrow t_w$. If we were to plot the contour lines of the distribution of $(\hat{C}, T\hat{\chi})$ on an FD plot the initial section (bottom right) would therefore look similar to Fig. 4, but then the ellipses would grow as $(t - t_w)^{(4-d)/2}$ as the top left hand corner of the plot is approached and their principal axis would approach a limiting slope given by X_{fl} in Fig. 9 as a function of d . The genuine aging effects occurring for $x > 1$ would not be visible because they are all compressed into the top left corner of the plot in the limit $t_w \rightarrow \infty$.

Analytically one can obtain relatively simple expressions for the prefactors ν_C , ν_χ ,

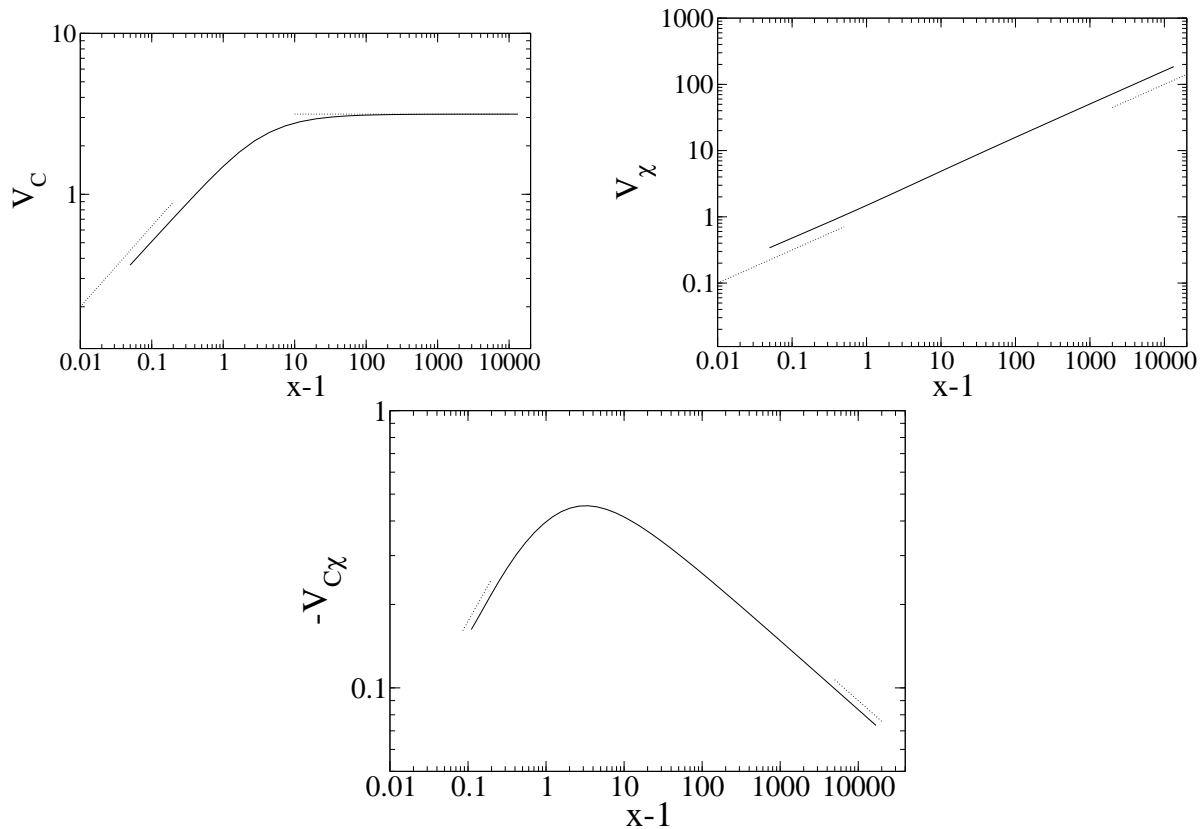


Figure 6. Log-log plots of correlation and susceptibility variances V_C (top left), V_χ (top right) and covariance $V_{C\chi}$ (bottom) versus $x - 1 = (t - t_w)/t_w$, for critical coarsening in dimension $d = 3$. As in all following figures, the (co-)variances have been divided by $t_w^{(4-d)/2}$ to get functions of x only. The theoretically expected power laws for large x are given, respectively, by $V_C \sim x^0$, $V_\chi \sim x^{(4-d)/2}$ and $V_{C\chi} \sim -x^{2-3d/4}$ and are represented by the dotted lines on the right of each graph. The $\mathcal{O}(1)$ value approached by the correlation variance is represented by the Gaussian term and it can be calculated analytically (see (6.93)); this value is represented by the horizontal dotted line in the first graph. The initial increase $\sim (x - 1)^{(4-d)/2}$ for all three quantities is indicated similarly on the left. Note that for V_χ the initial and asymptotic power laws are identical, so that the log-log plot overall is close to linear.

$\nu_{C\chi}$ in the limits $d \rightarrow 2$ and $d \rightarrow 4$ (see Sec. 6.3). We mention here only that they all vanish as power laws of $d - 2$ in the limit $d \rightarrow 2$. This makes sense intuitively in that for $d < 2$ no phase ordering takes place and so the fluctuations arising from the coarsening dynamics should vanish as $d \rightarrow 2$ from above. Turning to the opposite limit of large x , discussed in more detail in Sec. 6.4, we find that the correlation variance V_C is dominated by the Gaussian term asymptotically, matching qualitatively the behaviour in the regime $d > 4$. For the response variance and the covariance we get $V_\chi \sim x^{(4-d)/2}$ and $V_{C\chi} \sim -x^{2-3d/4}$. All of these scalings, as well as those for $x \rightarrow 1$, are in agreement with our numerical evaluations as shown in Fig. 6 above.

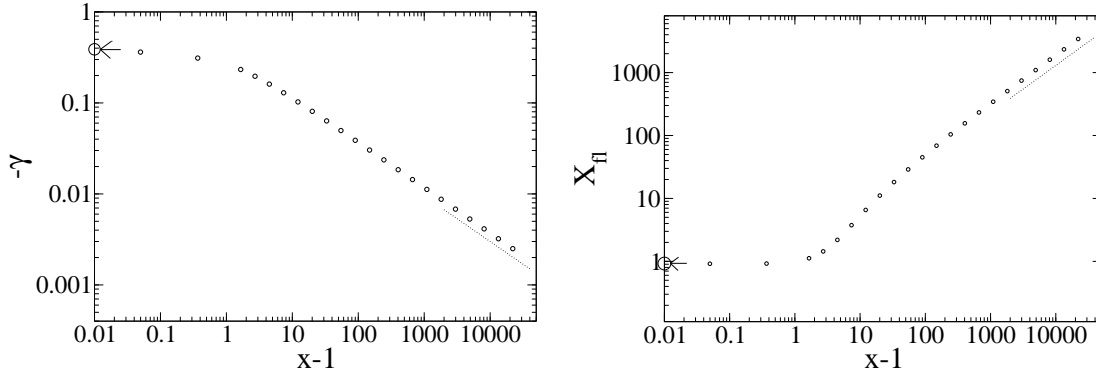


Figure 7. Log-log plot of the absolute value of the correlation coefficient γ (left) and the fluctuation slope X_{fl} (right) versus $x - 1 = (t - t_w)/t_w$ for critical coarsening in $d = 3$. The modulus of the correlation coefficient γ is always smaller than 1, as it should be. For large x , γ decays as $-x^{(2-d)/2}$, as shown by the dotted line on the right of the plot. The separately calculated limit value for $x \rightarrow 1$ is indicated by the arrow on the y -axis and is certainly plausible as an asymptote for $\ln(x - 1) \rightarrow -\infty$ of our numerics for x close to 1. The fluctuation slope X_{fl} behaves for large x as $x^{d/4}$. This predicted power law is represented by the dotted line on the right, while the value that should be approached for $x \rightarrow 1$ is indicated by the arrow on the y -axis.

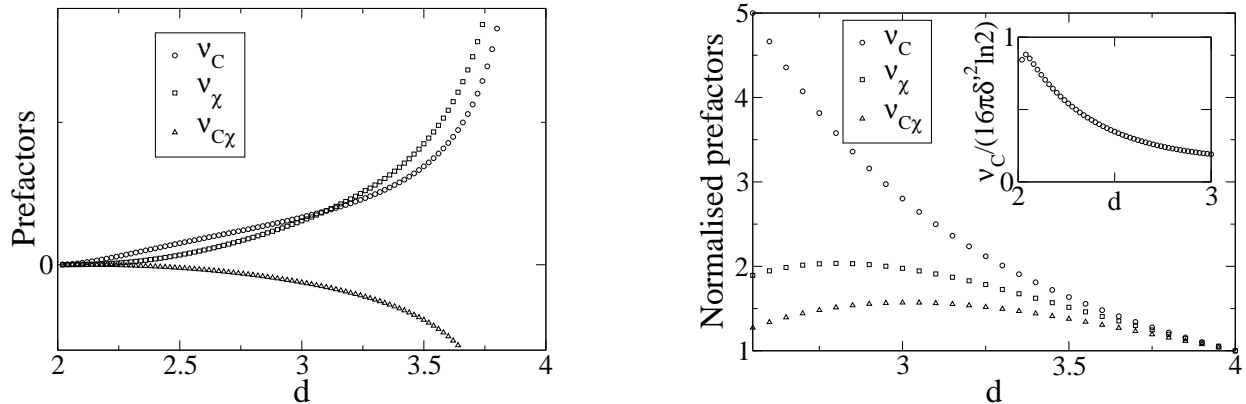


Figure 8. Left: The prefactors of the (co-)variances in the TTI regime $x = t/t_w \approx 1$, where they are proportional to $(t - t_w)^{(4-d)/2}$, are plotted versus d . All three prefactors diverge as $1/(4 - d)$ for d close to 4 and vanish as power laws for d near 2, specifically $\nu_C \sim (d-2)^2$ and $\nu_\chi \sim \nu_{C\chi} \sim (d-2)^3$. Right: Plot of the prefactors normalized by their predicted limiting behaviour as $d \rightarrow 4$ (see (6.60), (6.68) and (6.70)), $16\pi^2\delta\nu_C/(3T_c^2)$, $4\pi^2\delta\nu_\chi/T_c^2$ and $-8\pi^2\delta\nu_{C\chi}/T_c^2$, versus d . The inset shows the correlation variance prefactor normalized by its predicted limiting behaviour as $d \rightarrow 2$.

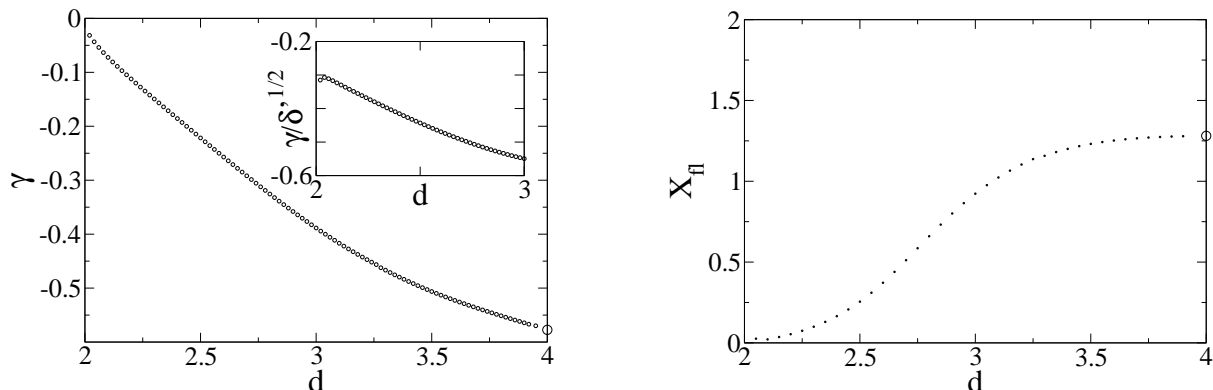


Figure 9. Correlation coefficient γ and fluctuation slope X_H for $x = t/t_w \rightarrow 1$, plotted versus d . The circles show the limits of γ and X_H for $d \rightarrow 4$, calculated analytically and given respectively by $-1/\sqrt{3}$ and $(1 + \sqrt{17})/4$. The inset on the left shows the correlation coefficient normalized by its predicted power law as it approaches $d = 2$. The loss of accuracy around $d = 2$ is due to loss of numerical accuracy in the evaluation of the correlation variance as d gets very close to 2.

6.2. Scaling expressions for the aging regime

We next outline the calculations leading to the results summarized above. A key difference to the regime $d > 4$ is that the two and three-time functions CC become slowly varying functions in $d < 4$, changing significantly only on timescales of order t_w . This will allow us to make simplifications because D and D^x can then be evaluated on the same timescales.

For the two-time correlation function $CC(t', t'_w)$ from (3.37) the scaling was worked out in [33]. The equal-time value grows as a power for large t_w , $CC(t_w, t_w) = \gamma_d t_w^{(4-d)/2}$, with γ_d a constant dependent on dimensionality:

$$CC(t_w, t_w) = \sigma_d T^2 \int d\omega \omega^{d/2-3} \mathcal{F}_C^2(\omega t_w) = t_w^{(4-d)/2} \sigma_d T^2 \int d\omega \omega^{(d-6)/2} \mathcal{F}_C^2(\omega) \quad (6.1)$$

For distinct times, $CC(t', t'_w)$ normalized by $CC(t', t')$ is given by a scaling function $\mathcal{G}(y/y_w)$ [33], with $y = t'/t_w$ and $y_w = t'_w/t_w$

$$\frac{CC(t', t'_w)}{CC(t', t')} = \mathcal{G}(y/y_w) \quad (6.2)$$

where

$$\mathcal{G}(x) = \begin{cases} \frac{\int d\omega \omega^{(d-6)/2} \mathcal{F}_C^2(\omega) e^{-2\omega(x-1)}}{\int d\omega \omega^{(d-6)/2} \mathcal{F}_C^2(\omega)} & \text{for } x \geq 1 \\ x^{(d-4)/2} \mathcal{G}(1/x) & \text{for } x \leq 1 \end{cases} \quad (6.3)$$

In a similar manner one can determine the behaviour of the three-time correlation function $CC(t, t_w, t')$ in $d < 4$. For $t' > t_w$ we have

$$CC(t, t_w, t') = \int (dq) C_{\mathbf{q}}(t, t') C_{\mathbf{q}}(t', t_w) \quad (6.4)$$

$$= T^2 \sqrt{\frac{g(t_w)}{g(t)}} \int (dq) \omega^{-2} \mathcal{F}_C(\omega t_w) \mathcal{F}_C(\omega t') e^{-\omega(t-t_w)} \quad (6.5)$$

The equal time value of the three-time function $CC(t_w, t_w, t_w)$ coincides with the two-time function $CC(t_w, t_w)$; normalizing by this gives (still for $t' > t_w$)

$$\begin{aligned} \frac{CC(t, t_w, t')}{CC(t_w, t_w)} &= \sqrt{\frac{g(t_w)}{g(t)} \frac{t_w^{(4-d)/2}}{t^{(4-d)/2}} \frac{\int dw w^{(d-6)/2} \mathcal{F}_C(w) \mathcal{F}_C(\omega y) e^{-w(x-1)}}{\int dw w^{(d-6)/2} \mathcal{F}_C^2(w)}} \\ &= x^{(4-d)/4} \mathcal{H}(x, y) \end{aligned} \quad (6.6)$$

which defines the new scaling function $\mathcal{H}(x, y)$; we have used the asymptotic behaviour $g(t) \sim t^{(d-4)/2}$ here, and set $x = t/t_w$ as before. For $t' < t_w$, on the other hand, one has

$$CC(t, t_w, t') = \int (dq) C_{\mathbf{q}}(t, t') C_{\mathbf{q}}(t_w, t') \quad (6.7)$$

$$= T^2 \frac{g(t')}{\sqrt{g(t_w)g(t)}} \int (dq) \omega^{-2} \mathcal{F}_C^2(\omega t') e^{-\omega(t+t_w-2t')} \quad (6.8)$$

and

$$\frac{CC(t, t_w, t')}{CC(t_w, t_w)} = \frac{g(t')}{\sqrt{g(t)g(t_w)}} \frac{t'^{(4-d)/2}}{t_w^{(4-d)/2}} \frac{\int dw w^{(d-6)/2} \mathcal{F}_C^2(w) e^{-2w[(x+1)/(2y)-1]}}{\int dw w^{(d-6)/2} \mathcal{F}_C^2(w)} \quad (6.9)$$

$$= x^{(4-d)/4} \mathcal{G}\left(\frac{x+1}{2y}\right) \quad (6.10)$$

where \mathcal{G} is defined in (6.3). So we have overall

$$\frac{CC(t, t_w, t')}{CC(t_w, t_w)} = x^{(4-d)/4} \begin{cases} \mathcal{H}(x, y) & \text{for } y \geq 1 \\ \mathcal{G}\left(\frac{x+1}{2y}\right) & \text{for } y \leq 1 \end{cases} \quad (6.11)$$

with $\mathcal{H}(x, 1) = \mathcal{G}((x+1)/2)$.

For later it will be useful to have the asymptotics of \mathcal{H} and \mathcal{G} , which can be easily worked out: for $|x-1| \ll 1$, $1 - \mathcal{G}(x) = a_d |x-1|^{(4-d)/2}$ and $1 - \mathcal{H}(x, y) = a_d (|x-1|/2)^{(4-d)/2}$, as long as y does not vanish. For $x \rightarrow \infty$, on the other hand, one finds $\mathcal{G}(x) \sim x^{-d/2}$ and $\mathcal{H}(x, y) \sim x^{-d/2}$ as long as y stays finite; for x, y both large, with $0 < z = y/x < 1$, $\mathcal{H}(x, y) \sim x^{(2-d)/2} h(z)$ with $h(z)$ a smooth function of z (see (6.89) below). One can work out the d -dependent prefactors a_d and γ_d of the above power laws (for \mathcal{G} and \mathcal{H} near $x = 1$, and for the equal-time value $CC(t_w, t_w) = \gamma_d t_w^{(4-d)/2}$, respectively) to find that [33]

$$a_d \gamma_d = T^2 (4\pi)^{-d/2} \Gamma^{-1}\left(\frac{d}{2}\right) \int dw w^{(d-6)/2} (1 - e^{-2w}) \quad (6.12)$$

Given the slowly varying nature of the functions CC , we next express $D(t, t_w, t')$ and $D^\chi(t, t_w, t')$ in terms of the same scaling variables $x = t/t_w$ and $y = t'/t_w$. The general long-time forms are given in (5.14–5.16) for D and (5.23–5.27) for D^χ . The aging corrections that appear in these expressions are $\mathcal{F}_K(x) = \mathcal{F}_L(x) = x^{(2-d)/2}$ [33] and $\mathcal{F}_\chi(x)$. The latter is defined in (5.20). We note that $K'_{\text{eq}}((t-t')/2) \sim (t-t')^{-d/2}$ for $t-t' \gg 1$; given that $[g(t')/g(t)]^{1/2} - 1$ contributes an extra factor of $t-t'$ (at least

for $(t - t')/t \ll 1$) the integral is long-ranged, *i.e.* divergent towards large $t - t'$. This justifies replacing K_{eq} by its asymptote and after rescaling $t' = zt$ we get

$$\mathcal{F}_\chi(x) = 1 - \frac{d-2}{2} \left(\frac{x-1}{x} \right)^{(d-2)/2} \int_{1/x}^1 dz (1-z)^{-d/2} \left[z^{(d-4)/4} - 1 \right] \quad (6.13)$$

where we have also exploited the asymptotics $g(t) \sim t^{(d-4)/2}$. In this form, the long-range nature of the original integral manifests itself in the fact that after rescaling to z , the singularity at $z = 1$ is integrable. This type of reasoning was used extensively in [33] and will recur frequently below. To simplify \mathcal{F}_χ further one can write the integral in (6.13) as $\int_{1/x}^1 dz = \int_0^1 dz - \int_0^{1/x} dz$. The two parts yield complete and incomplete Beta functions, respectively, the latter being defined as $B_u(a, b) = \int_0^u dz z^{a-1} (1-z)^{b-1}$. A few rearrangements yield then

$$\mathcal{F}_\chi(x) = \left(\frac{x-1}{x} \right)^{(d-2)/2} \left[\frac{\Gamma\left(\frac{d}{4}\right) \Gamma\left(\frac{4-d}{2}\right)}{\Gamma\left(\frac{4-d}{4}\right)} + \frac{d-2}{2} B_{1/x}\left(\frac{d}{4}, \frac{2-d}{2}\right) \right] \quad (6.14)$$

The first term in the square brackets gives the asymptotic limit $\mathcal{F}_\chi(\infty)$: unlike the other scaling functions, $\mathcal{F}_\chi(x)$ does not decay to zero for large x . Its initial decay is smooth, $\mathcal{F}_\chi(x) = 1 - [(d-2)/4](x-1) + \dots$ as one finds by expanding (6.13).

With these ingredients we can now evaluate the aging forms of D and D^χ . Some care is needed because cancellations occur in the D_1 and D_1^χ -terms. To see this, recall from (4.12) and (5.3) that $\hat{L}_{\text{eq}}^{(2)}(0) = 2T$ in $d < 4$ and $L_{\text{eq}}^{(2)}(t) \sim t^{(d-6)/2}$ for $t \gg 1$. Then in the last bracket of (5.15) for D_1 , the factor $L_{\text{eq}}^{(2)}(\tau - t')$ is short-ranged and so concentrates the mass of the integral into the region $\tau \approx t'$ where the aging correction $\mathcal{F}_L(\tau/t')$ is irrelevant. For $t - t' \gg 1$ the bracket then evaluates to $2T - \hat{L}^{(2)}(0) = 0$ to leading order. To treat this cancellation more carefully and find the leading order terms that survive one rewrites the term $2T$ as $\int_{t'}^\infty d\tau L_{\text{eq}}^{(2)}(\tau - t')$ so that

$$\begin{aligned} 2T - \int_{t'}^t d\tau L_{\text{eq}}^{(2)}(\tau - t') \mathcal{F}_L\left(\frac{\tau}{t'}\right) &= \\ &= \int_t^\infty d\tau L_{\text{eq}}^{(2)}(\tau - t') + \int_{t'}^t d\tau L_{\text{eq}}^{(2)}(\tau - t') \left[1 - \mathcal{F}_L\left(\frac{\tau}{t'}\right) \right] \end{aligned} \quad (6.15)$$

The square bracket in the last term now contributes an extra factor $\tau - t'$ and makes the integral long-ranged so that we can use the asymptotic form of $L_{\text{eq}}^{(2)}$. Inserting into (5.15) and rescaling the integration variable appropriately then gives (with $x = t/t_w$ and $y = t'/t_w$ as before)

$$D_1(t, t_w, t') = t_w^{-1} D_1(x, y) \quad (6.16)$$

with

$$\begin{aligned} D_1(x, y) &= \frac{\lambda_d k_d}{2} \left(\frac{x-1}{2} \right)^{(2-d)/2} \left(\frac{x+1}{2x} \right)^{(d-4)/4} \left(\frac{x+1}{2} \right)^{-d/4} y^{(d-4)/2} \\ &\quad \times \left[\int_{x/y}^\infty dy' (y' - 1)^{(d-6)/2} + \int_1^{x/y} dy' (y' - 1)^{(d-6)/2} (1 - y'^{(2-d)/2}) \right] \end{aligned} \quad (6.17)$$

$$= \frac{\lambda_d k_d y^{(d-4)/2}}{4-d} \left(\frac{x-1}{2} \right)^{(2-d)/2} \left(\frac{x+1}{2x} \right)^{(d-4)/4} \left(\frac{x+1}{2} \right)^{-d/4} \left(1 - \frac{y}{x} \right)^{(d-4)/2} \quad (6.18)$$

where we have performed the integrals explicitly. The term D_2 is not affected by a similar cancellation and can be rescaled with t_w directly from (5.16) to obtain

$$D_2(t, t_w, t') = t_w^{-1} D_2(x, y) \quad (6.19)$$

with

$$\begin{aligned} D_2(x, y) &= \lambda_d k_d \left(\frac{x+1}{2}\right)^{(d-4)/4} \left(\frac{x+1}{2x}\right)^{(d-4)/4} \left\{ -\frac{1}{2} \left(\frac{x-1}{2}\right)^{(2-d)/2} \left(\frac{x+1}{2}\right)^{(2-d)/2} \right. \\ &\quad \times y^{(d-4)/2} \int_1^{x/y} dy' (y'-1)^{(d-6)/2} \mathcal{F}_L(y') \\ &\quad \left. + \left(\frac{x+1}{2y}\right)^{(2-d)/2} \int_1^{(x+1)/2} dy' \left(\frac{x+1}{2} - y'\right)^{(2-d)/2} (y'-y)^{(d-6)/2} \right\} \quad (6.20) \\ &= \frac{\lambda_d k_d}{4-d} \left(\frac{x+1}{2}\right)^{(d-4)/4} \left(\frac{x+1}{2x}\right)^{(d-4)/4} \left(\frac{x-1}{2}\right)^{(2-d)/2} \\ &\quad \times \left\{ \left(\frac{x+1}{2}\right)^{(2-d)/2} y^{(d-4)/2} \left[\left(1 - \frac{y}{x}\right)^{(d-4)/2} - (1-y)^{(d-4)/2} \right] \right. \\ &\quad \left. + \frac{2(x-1)}{x+1-2y} \left(\frac{x+1}{2y}\right)^{(2-d)/2} (1-y)^{(d-4)/2} \right\} \quad (6.21) \end{aligned}$$

The overall scaling with age of $D_1(t, t_w, t')$ and $D_2(t, t_w, t')$ is thus t_w^{-1} . The remaining δ -term in D (see (5.14)), on the other hand, scales as $t_w^{-d/2}$ because of the prefactor $K(\Delta t/2) \sim \Delta t^{(2-d)/2}$ and the fact that $\delta(t_w - t') = \delta(1-y)/t_w$. In the aging limit of large t_w it is therefore always subleading for $d > 2$, *i.e.* above the lower critical dimension.

Next, we determine D^X as given by equations (5.23) to (5.27). We have already isolated the short-ranged contributions in D_{short}^X . Apart from the aging correction $\mathcal{F}_\chi(t/t')$, the expression (5.25) is identical to its equilibrium analogue (4.37), which is a function of $t - t'$. Its Laplace transform is given by $\hat{D}_{\text{short}}(s) = 2\hat{K}_{\text{eq}}(2s)/\hat{K}_{\text{eq}}(s)$ from (5.9). Using that $\hat{K}_{\text{eq}}(s) = cs^{(d-4)/2} + b$ to leading order for $s \rightarrow 0$ shows then that the integral of D_{short}^X over all $t - t'$ gives $2^{(d-2)/2}$ and that the function decays for large $t - t'$ as $(t - t')^{(d-6)/2}$. This shows that D_{short}^X is indeed short-ranged as intended, even though individual terms in (5.25) – for example $K_{\text{eq}}((t - t')/2) \sim (t - t')^{(2-d)/2}$ – are not: in the chosen grouping, the long-range contributions all cancel. Applied to the slowly varying function CC , D_{short}^X can therefore be replaced in the aging limit by an effective δ -function with the appropriate weight:

$$D_{\text{short}}^X(t, t_w, t') = t_w^{-1} D_{\text{short}}^X(x, y), \quad D_{\text{short}}^X(x, y) = 2^{(d-2)/2} \delta(x - y) \quad (6.22)$$

Here we have further exploited the short-ranged nature of D_{short}^X to neglect the aging correction $\mathcal{F}_\chi(t/t')$ in (5.25) as irrelevant.

In the remaining long-ranged pieces in D^X , the first terms on the r.h.s. of both (5.26) and (5.27) scale as $t_w^{-d/2}$ and so can be neglected against the leading t_w^{-1} terms. In the other terms in $D_{1,\text{long}}^X$ one sees that the first square bracket is subject to a cancellation which can be treated as in (6.15). The final integral, on the second line of (5.27), is

already long-ranged because the last square bracket in (5.27) vanishes linearly in $t'' - t'$. Then, rescaling the times as usual and dropping the “long” subscript on the scaled version of $D_{1,\text{long}}^\chi$ because all short-range contributions have been absorbed into (6.22), one has

$$D_{1,\text{long}}^\chi(t, t_w, t') = t_w^{-1} D_1^\chi(x, y) \quad (6.23)$$

where

$$\begin{aligned} D_1^\chi(x, y) &= \lambda_d k_d \left\{ -\mathcal{F}_\chi(x) \left(\frac{x-1}{2}\right)^{(2-d)/2} \int_x^\infty dy' (y' - y)^{(d-6)/2} \right. \\ &\quad - \mathcal{F}_\chi(x) \left(\frac{x-1}{2}\right)^{(2-d)/2} y^{(d-4)/2} \int_1^{x/y} dy' (y' - 1)^{(d-6)/2} [1 - y'^{(2-d)/2}] \\ &\quad \left. - \int_1^{x/y} dy' (y' - 1)^{(d-6)/2} \left(\frac{x}{2y} - \frac{y'}{2}\right)^{(2-d)/2} \left[y'^{(2-d)/2} \mathcal{F}_\chi\left(\frac{x}{y'y}\right) - \mathcal{F}_\chi\left(\frac{x}{y}\right) \right] \right\} \\ &= \lambda_d k_d \left\{ -\frac{2\mathcal{F}_\chi(x)}{4-d} \left(\frac{x-1}{2}\right)^{(2-d)/2} \left(1 - \frac{y}{x}\right)^{(d-4)/2} y^{(d-4)/2} \right. \\ &\quad \left. - \frac{1}{y} \int_1^{x/y} dy' (y' - 1)^{(d-6)/2} \left(\frac{x}{2y} - \frac{y'}{2}\right)^{(2-d)/2} \left[y'^{(2-d)/2} \mathcal{F}_\chi\left(\frac{x}{y'y}\right) - \mathcal{F}_\chi\left(\frac{x}{y}\right) \right] \right\} \end{aligned} \quad (6.24)$$

Like D_2 , D_2^χ is not affected by cancellations so we just need to rescale the times with t_w and insert the relevant asymptotics, to obtain

$$D_2^\chi(t, t_w, t') = t_w^{-1} D_2^\chi(x, y) \quad (6.26)$$

with

$$\begin{aligned} D_2^\chi(x, y) &= -\lambda_d k_d \int_1^x dy' (y' - y)^{(d-6)/2} \left(\frac{y'}{y}\right)^{(2-d)/2} \\ &\quad \times \left[\left(\frac{x-y'}{2}\right)^{(2-d)/2} \mathcal{F}_\chi\left(\frac{x}{y'}\right) - \left(\frac{x-1}{2}\right)^{(2-d)/2} \mathcal{F}_\chi(x) \right] \end{aligned} \quad (6.27)$$

Summarizing, the overall expressions for D and D^χ in the aging limit are

$$D(t, t_w, t') = t_w^{-1} [D_1(x, y) \theta(y-1) + D_2(x, y) \theta(1-y)] \quad (6.28)$$

$$D^\chi(t, t_w, t') = t_w^{-1} [2^{(d-2)/2} \delta(x-y) + D_1^\chi(x, y) \theta(y-1) + D_2^\chi(x, y) \theta(1-y)] \quad (6.29)$$

with the functions on the r.h.s. defined in (6.18), (6.21), (6.25) and (6.27). We can now insert these into (3.41), (3.43) and (3.44) for the (co-)variances, together with the scaling of the functions CC from (6.2) and (6.11). The factors of t_w^{-1} are absorbed by rescaling the integration variables but we get an additional age-dependence from the factors $CC(t_w, t_w) = \gamma_d t_w^{(4-d)/2}$ used to normalize (6.2) and (6.11). Writing all double integrals in terms of ordered times, we then end up with our desired expressions for V_C , V_χ and $V_{C\chi}$ in the aging limit:

$$\begin{aligned} t_w^{(d-4)/2} V_C &= T^2 \sigma_d \int dw w^{d/2-3} \mathcal{F}_C(w) \mathcal{F}_C(wx) + \gamma_d \left[x^{(4-d)/2} \mathcal{G}(x) \right. \\ &\quad \left. - 4 \int_1^x dy D_1(x, y) x^{(4-d)/4} \mathcal{H}(x, y) - 4 \int_0^1 dy D_2(x, y) x^{(4-d)/4} \mathcal{G}\left(\frac{x+1}{2y}\right) \right] \end{aligned}$$

$$\begin{aligned}
 & + 4 \int_1^x dy \int_1^y dy_w D_1(x, y) D_1(x, y_w) y^{(4-d)/2} \mathcal{G}\left(\frac{y}{y_w}\right) \\
 & + 4 \int_1^x dy \int_0^1 dy_w D_1(x, y) D_2(x, y_w) y^{(4-d)/2} \mathcal{G}\left(\frac{y}{y_w}\right) \\
 & + 4 \int_0^1 dy \int_0^y dy_w D_2(x, y) D_2(x, y_w) y^{(4-d)/2} \mathcal{G}\left(\frac{y}{y_w}\right) \Big] \tag{6.30}
 \end{aligned}$$

$$\begin{aligned}
 t_w^{(d-4)/2} V_X & = \gamma_d \left\{ 2^{d-3} x^{(4-d)/2} + 2^{(d-2)/2} x^{(4-d)/2} \int_1^x dy D_1^X(x, y) \mathcal{G}\left(\frac{x}{y}\right) \right. \\
 & + 2^{(d-2)/2} x^{(4-d)/2} \int_0^1 dy D_2^X(x, y) \mathcal{G}\left(\frac{x}{y}\right) \\
 & + \int_1^x dy \int_1^y dy_w D_1^X(x, y) D_1^X(x, y_w) y^{(4-d)/2} \mathcal{G}\left(\frac{y}{y_w}\right) \\
 & + \int_1^x dy \int_0^1 dy_w D_1^X(x, y) D_2^X(x, y_w) y^{(4-d)/2} \mathcal{G}\left(\frac{y}{y_w}\right) \\
 & \left. + \int_0^1 dy \int_0^y dy_w D_2^X(x, y) D_2^X(x, y_w) y^{(4-d)/2} \mathcal{G}\left(\frac{y}{y_w}\right) \right\} \tag{6.31}
 \end{aligned}$$

and

$$\begin{aligned}
 t_w^{(d-4)/2} V_{C_X} & = \gamma_d \left\{ -2^{(d-2)/2} x^{(4-d)/4} \mathcal{H}(x, x) - x^{(4-d)/4} \int_1^x dy D_1^X(x, y) \mathcal{H}(x, y) \right. \\
 & - x^{(4-d)/4} \int_0^1 dy D_2^X(x, y) \mathcal{G}\left(\frac{x+1}{2y}\right) + 2^{(d-2)/2} x^{(4-d)/2} \int_1^x dy D_1(x, y) \mathcal{G}\left(\frac{x}{y}\right) \\
 & + 2^{(d-2)/2} x^{(4-d)/2} \int_0^1 dy D_2(x, y) \mathcal{G}\left(\frac{x}{y}\right) \\
 & + \int_1^x dy \int_1^y dy_w D_1(x, y) D_1^X(x, y_w) y^{(4-d)/2} \mathcal{G}\left(\frac{y}{y_w}\right) \\
 & + \int_1^x dy \int_y^x dy_w D_1(x, y) D_1^X(x, y_w) y_w^{(4-d)/2} \mathcal{G}\left(\frac{y_w}{y}\right) \\
 & + \int_1^x dy \int_0^1 dy_w D_1(x, y) D_2^X(x, y_w) y^{(4-d)/2} \mathcal{G}\left(\frac{y}{y_w}\right) \\
 & + \int_0^1 dy \int_1^x dy_w D_2(x, y) D_1^X(x, y_w) y_w^{(4-d)/2} \mathcal{G}\left(\frac{y_w}{y}\right) \\
 & + \int_0^1 dy \int_0^y dy_w D_2(x, y) D_2^X(x, y_w) y^{(4-d)/2} \mathcal{G}\left(\frac{y}{y_w}\right) \\
 & \left. + \int_0^1 dy \int_y^1 dy_w D_2(x, y) D_2^X(x, y_w) y_w^{(4-d)/2} \mathcal{G}\left(\frac{y_w}{y}\right) \right\} \tag{6.32}
 \end{aligned}$$

As anticipated, we see that the correlation and susceptibility variance and the covariance all grow, in the aging regime, as $t_w^{(4-d)/2}$ while their time dependence is only on aging timescales, through $x = t/t_w$. Numerical results for this variation with x are shown in Fig. 6 above, with the corresponding results for the correlation coefficient γ and the fluctuation slope X_{fl} displayed in Fig. 7

6.3. Quasi-equilibrium: $x \simeq 1$

In the regime of $x \approx 1$ the system should display quasi-equilibrium behaviour and we expect to retrieve TTI, with the variances and covariance all depending on $t - t_w$ only. This is consistent with the overall $t_w^{(4-d)/2}$ scaling only if the x -dependence is via

$(x-1)^{(4-d)/2}$. To verify this and determine the prefactors we now perform an expansion for small $\epsilon = x - 1$.

Looking first at D_1 and D_1^χ from (6.18) and (6.25), y is close to 1 in the integration range $1 < y < x = 1 + \epsilon$ where these functions apply so we set $y = 1 + \epsilon z$ and include the factor ϵ from the integration variable transformation to define rescaled functions. This gives

$$D_1(z) = \epsilon D_1(1 + \epsilon, 1 + \epsilon z) = \frac{\lambda_d k_d}{4-d} 2^{(d-2)/2} (1-z)^{(d-4)/2} \quad (6.33)$$

$$D_1^\chi(z) = \epsilon D_1^\chi(1 + \epsilon, 1 + \epsilon z) = -2 \frac{\lambda_d k_d}{4-d} 2^{(d-2)/2} (1-z)^{(d-4)/2} \quad (6.34)$$

where we have implicitly taken the limit $\epsilon \rightarrow 0$, neglecting subleading terms of $\mathcal{O}(\epsilon)$ on the right. It is worth noting that the function $\mathcal{F}_\chi(x)$ appearing in the definition (6.25) of $D_1^\chi(x, y)$ affects only these subleading terms, as one can verify from the expansion $\mathcal{F}_\chi(1 + \epsilon) = 1 - \epsilon(d-2)/4 + \dots$. In particular, the second term in (6.25) does not contribute to the leading order because the square brackets vanish linearly in $y' - 1 \sim \epsilon$. Intuitively, this outcome is reasonable because for small ϵ we expect to retrieve TTI behaviour for which aging corrections should be irrelevant.

A similar expansion can be performed for D_2 and D_2^χ from (6.21) and (6.27). Expanding D_2 in ϵ for fixed $y < 1$ gives

$$D_2(1 + \epsilon, y) = \frac{\lambda_d k_d}{4-d} 2^{(d-2)/2} \frac{d-2}{2} \epsilon^{(4-d)/2} y^{(d-2)/2} (1-y)^{(d-6)/2} \quad (6.35)$$

and for $D_2^\chi(1 + \epsilon, y)$ one gets the same result up to an additional overall factor of -2 . In both cases, the non-integrable singularity $(1-y)^{(d-6)/2}$ indicates that integrals over y with these weight functions become concentrated into the region $y \approx 1$ as $\epsilon \rightarrow 0$. To get finite answers we need to expand around this point, setting $y = 1 - \epsilon z$. The transformed variable is then in the range $0 < z < 1/\epsilon$, but we expect the integrals over D_2 and D_2^χ to be dominated by the regime $z = \mathcal{O}(1)$. Explicitly, defining $D_2(z)$ and $D_2^\chi(z)$ in analogy with $D_1(z)$ and $D_1^\chi(z)$ we have

$$D_2(z) = \epsilon D_2(1 + \epsilon, 1 - \epsilon z) = \frac{\lambda_d k_d}{4-d} 2^{(d-2)/2} \left[\frac{2z^{(d-4)/2}}{1+2z} + (z+1)^{(d-4)/2} - z^{(d-4)/2} \right] \quad (6.36)$$

$$D_2^\chi(z) = \epsilon D_2^\chi(1 + \epsilon, 1 - \epsilon z) = -2 \frac{\lambda_d k_d}{4-d} 2^{(d-2)/2} \left[-\frac{z^{(d-2)/2}}{1+z} + (z+1)^{(d-4)/2} \right] \quad (6.37)$$

where we have again neglected relative corrections of $\mathcal{O}(\epsilon)$. Notice that both functions have large- z tails $\sim z^{(d-6)/2}$ which are integrable, as expected.

In principle we can now insert these small- ϵ expansions for D and D^χ into *e.g.* the expression (6.30) for V_C . However, once we also express the functions \mathcal{G} and \mathcal{H} in terms of z via $y = 1 \pm \epsilon z$ and expand for small ϵ using that $\mathcal{G}(x) = 1 - a_d(x-1)^{(4-d)/2}$ and $\mathcal{H}(x, y) = 1 - a_d((x-1)/2)^{(4-d)/2}$ for $x \approx 1$, logarithmic divergences for large z appear in this naive approach. For example, in the $D_2 \mathcal{G}$ term in (6.30), we would expand $\mathcal{G}((x+1)/2y) = 1 - a_d[\epsilon(1/2+z)]^{(4-d)/2}$ which together with $D_2(z) \sim z^{(d-6)/2}$ gives a $1/z$ -term for large z . To avoid this problem, we subtract subleading quantities that

remove these logarithmic contributions. After some reflection one sees that for V_C a suitable subtraction is

$$\begin{aligned} \Delta V_C &= 2CC(t_w, t_w) - 4 \int dt' D(t, t_w, t') CC(t', t_w) \\ &\quad + 2 \int dt' dt'_w D(t, t_w, t') D(t, t_w, t'_w) [CC(t', t_w) + CC(t_w, t'_w) - CC(t_w, t_w)] \end{aligned} \quad (6.38)$$

This clearly vanishes at $t = t_w$, where $D(t_w, t_w, t') = \delta(t_w - t')$ from (3.47). More importantly [42], it is subleading for small ϵ compared to the remainder

$$\begin{aligned} V_C - \Delta V_C &= \int (dq) [C_{\mathbf{q}}(t, t) C_{\mathbf{q}}(t_w, t_w) - C_{\mathbf{q}}^2(t_w, t_w)] + [CC(t, t_w) - CC(t_w, t_w)] \\ &\quad - 4 \int dt' D(t, t_w, t') [CC(t, t_w, t') - CC(t_w, t')] \\ &\quad + 2 \int dt' dt'_w D(t, t_w, t') D(t, t_w, t'_w) \\ &\quad \times [CC(t', t'_w) - CC(t_w, t') - CC(t_w, t'_w) + CC(t_w, t_w)] \end{aligned} \quad (6.39)$$

This subtracted version, which gives the leading contribution to V_C for small ϵ , becomes in the aging limit by analogy with (6.30)

$$\begin{aligned} t_w^{(d-4)/2} (V_C - \Delta V_C) &= T^2 \sigma_d \int dw w^{d/2-3} \mathcal{F}_C(w) [\mathcal{F}_C(wx) - \mathcal{F}_C(w)] + \gamma_d \left\{ x^{(4-d)/2} \mathcal{G}(x) - 1 \right. \\ &\quad - 4 \int_1^x dy D_1(x, y) \left[x^{(4-d)/4} \mathcal{H}(x, y) - \mathcal{G}\left(\frac{1}{y}\right) \right] \\ &\quad - 4 \int_0^1 dy D_2(x, y) \left[x^{(4-d)/4} \mathcal{G}\left(\frac{x+1}{2y}\right) - \mathcal{G}\left(\frac{1}{y}\right) \right] \\ &\quad + 4 \int_1^x dy \int_1^y dy_w D_1(x, y) D_1(x, y_w) [\dots] \\ &\quad + 4 \int_1^x dy \int_0^1 dy_w D_1(x, y) D_2(x, y_w) [\dots] \\ &\quad \left. + 4 \int_0^1 dy \int_0^y dy_w D_2(x, y) D_2(x, y_w) [\dots] \right\} \end{aligned} \quad (6.40)$$

where $[\dots] = y^{(4-d)/2} \mathcal{G}(y/y_w) - \mathcal{G}(1/y) - \mathcal{G}(1/y_w) + 1$. If now we use again the replacement $y = 1 \pm \epsilon z$ and expand in ϵ at fixed z we find integrals over z (and z_w) that converge at the upper end. This means that the expansions at fixed z of order unity are justified, and that in the z -integrations corresponding to $y = 0 \dots 1$ we can replace the upper limit $1/\epsilon$ on z by infinity to leading order. Overall, we find from (6.40) that to leading order for small ϵ

$$V_C = \nu_C t_w^{(4-d)/2} \epsilon^{(4-d)/2} \quad (6.41)$$

with (note that the first term on the r.h.s. of (6.40) is $\mathcal{O}(\epsilon)$ and therefore negligible)

$$\begin{aligned} \nu_C &= a_d \gamma_d \left\{ -1 - 4 \int_0^1 dz D_1(z) [z^{(4-d)/2} - 2^{(d-4)/2}] \right. \\ &\quad - 4 \int_0^\infty dz D_2(z) \left[z^{(4-d)/2} - \left(\frac{1}{2} + z\right)^{(4-d)/2} \right] \\ &\quad \left. + 4 \int_0^1 dz \int_0^z dz_w D_1(z) D_1(z_w) [-(z - z_w)^{(4-d)/2} + z^{(4-d)/2} + z_w^{(4-d)/2}] \right\} \end{aligned}$$

$$\begin{aligned}
 & + 4 \int_0^1 dz \int_0^\infty dz_w D_1(z) D_2(z_w) [-(z + z_w)^{(4-d)/2} + z^{(4-d)/2} + z_w^{(4-d)/2}] \\
 & + 4 \int_0^\infty dz \int_z^\infty dz_w D_2(z) D_2(z_w) [-(z_w - z)^{(4-d)/2} + z^{(4-d)/2} + z_w^{(4-d)/2}] \Big\} \quad (6.42)
 \end{aligned}$$

The result (6.41) shows in particular that the correlation variance V_C scales as $(t_w \epsilon)^{(4-d)/2} = (t - t_w)^{(4-d)/2}$ for $1 \ll t - t_w \ll t_w$, which is the expected TTI behaviour in the quasi-equilibrium regime.

One proceeds similarly to find the leading small- ϵ behaviour of the susceptibility V_χ , subtracting off the subleading quantity

$$\Delta V_\chi = \int dt' dt'_w D_\chi(t, t_w, t') D_\chi(t, t_w, t'_w) [CC(t', t_w) + CC(t_w, t'_w) - CC(t_w, t_w)] \quad (6.43)$$

Taking the aging limit of $V_\chi - \Delta V_\chi$ and expanding for small ϵ then gives to leading order

$$V_\chi = \nu_\chi t_w^{(4-d)/2} \epsilon^{(4-d)/2} \quad (6.44)$$

with

$$\begin{aligned}
 \nu_\chi = a_d \gamma_d \Big\{ & 2^{d-2} + 2^{(d-2)/2} \int_0^1 dz D_1^\chi(z) [1 + z^{(4-d)/2} - (1-z)^{(4-d)/2}] \\
 & + 2^{(d-2)/2} \int_0^\infty dz D_2^\chi(z) [1 + z^{(4-d)/2} - (z+1)^{(4-d)/2}] \\
 & + \int_0^1 dz \int_0^z dz_w D_1^\chi(z) D_1^\chi(z_w) [-(z - z_w)^{(4-d)/2} + z^{(4-d)/2} + z_w^{(4-d)/2}] \\
 & + \int_0^1 dz \int_0^\infty dz_w D_1^\chi(z) D_2^\chi(z_w) [-(z + z_w)^{(4-d)/2} + z^{(4-d)/2} + z_w^{(4-d)/2}] \\
 & + \int_0^\infty dz \int_z^\infty dz_w D_2^\chi(z) D_2^\chi(z_w) [-(z_w - z)^{(4-d)/2} + z^{(4-d)/2} + z_w^{(4-d)/2}] \Big\} \quad (6.45)
 \end{aligned}$$

For the covariance, finally, one subtracts

$$\begin{aligned}
 \Delta V_{C\chi}(t, t_w) = & - \int dt' D^\chi(t, t_w, t') CC(t_w, t') \\
 & + \int dt' dt'_w D(t, t_w, t') D^\chi(t, t_w, t'_w) [CC(t_w, t') + CC(t_w, t'_w) - CC(t_w, t_w)] \quad (6.46)
 \end{aligned}$$

and, proceeding as for V_C and V_χ , finds for small ϵ

$$V_{C\chi} = \nu_{C\chi} t_w^{(4-d)/2} \epsilon^{(4-d)/2} \quad (6.47)$$

with

$$\begin{aligned}
 \nu_{C\chi} = & - a_d \gamma_d \Big\{ 2^{(d-2)/2} (1 - 2^{(d-4)/2}) + \int_0^1 dz D_1^\chi(z) [z^{(4-d)/2} - 2^{(d-4)/2}] \\
 & + \int_0^\infty dz D_2^\chi(z) \left[z^{(4-d)/2} - \left(\frac{1}{2} + z \right)^{(4-d)/2} \right] \\
 & - 2^{(d-2)/2} \int_0^1 D_1(z) [1 + z^{(4-d)/2} - (1-z)^{(4-d)/2}] \\
 & - 2^{(d-2)/2} \int_0^\infty D_2(z) [1 + z^{(4-d)/2} - (1+z)^{(4-d)/2}] \\
 & - \int_0^1 dz \int_0^1 dz_w D_1(z) D_1^\chi(z_w) [-|z - z_w|^{(4-d)/2} + z^{(4-d)/2} + z_w^{(4-d)/2}] \\
 & - \int_0^\infty dz \int_0^1 dz_w [D_1(z) D_2^\chi(z_w) + D_2(z) D_1^\chi(z_w)] \Big\}
 \end{aligned}$$

$$\begin{aligned} & \times \left[-(z + z_w)^{(4-d)/2} + z^{(4-d)/2} + z_w^{(4-d)/2} \right] \\ & - \int_0^\infty dz \int_0^\infty dz_w D_2(z) D_2^\chi(z_w) \left[-|z - z_w|^{(4-d)/2} + z^{(4-d)/2} + z_w^{(4-d)/2} \right] \end{aligned} \quad (6.48)$$

The d -dependence of the prefactors ν_C , ν_χ and $\nu_{C\chi}$ of the power law increase $(t - t_w)^{(4-d)/2}$ of correlation and susceptibility variance and covariance can now be evaluated numerically and the results are displayed in Fig. 8. Fig. 9 shows the resulting correlation coefficient γ and fluctuation slope X_{fl} , found by inserting (6.42), (6.45) and (6.48) into (3.55) and (3.57), respectively.

Analytically, we can study the prefactors ν_C , ν_χ and $\nu_{C\chi}$ for d close to 2 and 4. Starting with the latter case, we set $\delta = (4 - d)/2$. Consider now ν_C from (6.42). It will be useful to know the relative weight of the integrals involving D_1 and D_2 , as given by the overall integrals

$$I_1 = \int_0^1 dz D_1(z) = 2^{d/2} \frac{\lambda_d k_d}{(4-d)(d-2)} \quad (6.49)$$

$$I_2 = \int_0^\infty dz D_2(z) = -2^{d/2} \frac{\lambda_d k_d}{(4-d)(d-2)} - \frac{\lambda_d k_d}{4-d} \frac{2\pi}{\sin(\pi d/2)} \quad (6.50)$$

Using the explicit expression of the coefficients λ_d and k_d , the common factor appearing here can be simplified to [33]

$$2 \frac{\lambda_d k_d}{4-d} = \frac{1}{\Gamma\left(\frac{d-2}{2}\right) \Gamma\left(\frac{4-d}{2}\right)} \quad (6.51)$$

From the properties of the Gamma function $\Gamma(x)\Gamma(-x) = -\pi/[x \sin(\pi x)]$ and $\Gamma(1+x) = x\Gamma(x)$ one then finds that I_1 and I_2 are related simply by

$$I_1 + I_2 = 1 \quad (6.52)$$

Expanding now for small δ we obtain

$$I_1 = \delta, \quad I_2 = 1 - \delta \quad (6.53)$$

This shows that the D_1 -terms in the curly bracket of (6.42) just contribute to $\mathcal{O}(\delta)$, since the other factors in the D_1 -integrals are $\mathcal{O}(1)$. Hence the only terms contributing in (6.42) to the leading order for $\delta \rightarrow 0$ are

$$\nu_C = a_d \gamma_d (-1 + 4J) \quad (6.54)$$

where we have defined

$$\begin{aligned} J = & - \int_0^\infty dz D_2(z) \left[z^{(4-d)/2} - \left(\frac{1}{2} + z \right)^{(4-d)/2} \right] \\ & + \int_0^\infty dz \int_z^\infty dz_w D_2(z) D_2(z_w) [-(z_w - z)^\delta + z^\delta + z_w^\delta] \end{aligned} \quad (6.55)$$

The leading behaviour of the prefactor $a_d \gamma_d$ can be found by considering that the integral in (6.12) is dominated by large w for $\delta \rightarrow 0$, *i.e.* $d \rightarrow 4$:

$$a_d \gamma_d = \frac{T_{c,4}^2}{16\pi^2 \delta} \quad (6.56)$$

where $T_{c,4}$ is the critical temperature in $d = 4$. As an aside, we note that to determine T_c numerically one can express it in terms of an integral over a modified Bessel function as

$$T_c^{-1} = \int (dq) \omega^{-1} = 2 \int_0^\infty dt \int (dq) e^{-2\omega t} = 2 \int_0^\infty dt \left[e^{-4t} I_0(4t) \right]^d \quad (6.57)$$

To get the limit of the remaining quantity J in (6.54) for $\delta \rightarrow 0$ requires some care: one cannot necessarily set $\delta = 0$ in the square brackets in (6.55) because *e.g.* $D_2(z_w)$ has a $z_w^{(d-6)/2} = z_w^{-\delta-1}$ tail for large z_w which has too much weight towards large z_w to allow one to approximate $z_w^\delta \approx 1$. To account for this we change variables to $z = u^{-1/\delta}$ and $z_w = u_w^{-1/\delta}$ to give

$$J = - \int_0^\infty du D_{2,u}(u) \left[\frac{1}{u} - \left(\frac{1}{2} + u^{-1/\delta} \right)^\delta \right] + \int_0^\infty du_w \int_{u_w}^\infty du D_{2,u}(u) D_{2,u}(u_w) \left[- (u_w^{-1/\delta} - u^{-1/\delta})^\delta + \frac{1}{u_w} + \frac{1}{u} \right] \quad (6.58)$$

where, from (6.36) and replacing the prefactor (6.51) by its leading term for $\delta \rightarrow 0$,

$$D_{2,u}(u) = -D_2(z) dz/du = 2^{-\delta} u^{-1/\delta-1} \left[\frac{2u}{2u^{-1/\delta} + 1} + (u^{-1/\delta} + 1)^{-\delta} - u \right] \quad (6.59)$$

In the limit $\delta \rightarrow 0$ the weight $D_{2,u}(u)$ stays finite only for $0 < u < 1$, $D_{2,u}(u) \rightarrow \theta(1-u)$. In the same limit the first square bracket in (6.58) approaches 0 for any u in this range while the second one tends to $1/u$ whenever $u > u_w$. Hence, to leading order for $\delta \rightarrow 0$

$$\nu_C = a_d \gamma_d \left(-1 + 4 \int_0^1 du \int_0^u du_w \frac{1}{u} \right) = 3a_d \gamma_d = \frac{3T_{c,4}^2}{16\pi^2 \delta} \quad (6.60)$$

In order to get the analogous expansions for the prefactors ν_χ and $\nu_{C\chi}$ for the susceptibility variance and the covariance we need the integrals

$$I_1^X = \int_0^1 dz D_1^X(z) = -2^{(d+2)/2} \frac{\lambda_d k_d}{(4-d)(d-2)} \quad (6.61)$$

$$I_2^X = \int_0^\infty dz D_2^X(z) = 2^{(d+2)/2} \frac{\lambda_d k_d}{(4-d)(d-2)} + 2^{d/2} \frac{\lambda_d k_d}{4-d} \frac{\pi}{\sin(\pi d/2)} \quad (6.62)$$

which obey

$$I_1^X + I_2^X = -2^{(d-2)/2} \quad (6.63)$$

and have the small- δ expansions

$$I_1^X = -2\delta \quad (6.64)$$

$$I_2^X = -2 + 2\delta(1 + \ln 2) \quad (6.65)$$

Hence, arguing as for ν_C , all terms involving D_1^X in (6.45) for ν_χ provide subleading $\mathcal{O}(\delta)$ contributions and we have to leading order for small δ

$$\nu_\chi = a_d \gamma_d \left\{ 2^{d-2} + 2^{(d-2)/2} \int_0^\infty dz D_2^X(z) \left[1 + z^\delta - (z+1)^\delta \right] + \int_0^\infty dz \int_z^\infty dz_w D_2^X(z) D_2^X(z_w) \left[-(z_w - z)^\delta + z^\delta + z_w^\delta \right] \right\} \quad (6.66)$$

We change variables again:

$$D_{2,u}^X(u) = -D_2^X(z)dz/du = -2^{1-\delta}u^{-1/\delta-1} \left[\frac{u}{u^{-1/\delta} + 1} + (u^{-1/\delta} + 1)^{-\delta} - u \right] \quad (6.67)$$

which for $\delta \rightarrow 0$ becomes $-2\theta(1-u)$. In the regime where this weight stays finite the first square bracket in (6.66) tends to 1, whereas the second one approaches $1/u$ as before (for $u > u_w$). Hence for small δ

$$\nu_\chi = 4a_d\gamma_d \left(1 - \int_0^1 du + \int_0^1 du \int_0^u du_w \frac{1}{u} \right) = \frac{T_{c,4}^2}{4\pi^2\delta} \quad (6.68)$$

For the covariance prefactor ν_{C_χ} from (6.48) we can similarly discard all terms involving D_1 and D_1^X to get for small δ :

$$\begin{aligned} \nu_{C_\chi} = a_d\gamma_d \left\{ 2^{1-\delta} \int_0^\infty D_2(z)[-(1+z)^\delta + z^\delta + 1] \right. \\ \left. \int_0^\infty dz \int_z^\infty dz_w D_2(z)D_2^X(z_w)[-(z_w-z)^\delta + z^\delta + z_w^\delta] \right. \\ \left. \int_0^\infty dz \int_0^z dz_w D_2(z)D_2^X(z_w)[-(z-z_w)^\delta + z^\delta + z_w^\delta] \right\} \quad (6.69) \end{aligned}$$

$$= 2a_d\gamma_d \left(\int_0^1 du - \int_0^1 du \int_0^u du_w \frac{1}{u} - \int_0^1 du \int_u^1 du_w \frac{1}{u_w} \right) = -\frac{T_{c,4}^2}{8\pi^2\delta} \quad (6.70)$$

In summary, all three prefactors ν_C , ν_χ and ν_{C_χ} diverge as $1/(4-d)$ for $d \rightarrow 4$, in the ratio $\nu_C : \nu_\chi : \nu_{C_\chi} = 3 : 4 : -2$. This agrees with our numerical data, as shown by the plots of the prefactors normalized by their predicted asymptotes on the right of Fig. 8. Specifically, our results imply in the limit $d \rightarrow 4$ an $\mathcal{O}(1)$ negative correlation coefficient, $\gamma = -1/\sqrt{3}$ from (3.55), and an $\mathcal{O}(1)$ positive fluctuation slope, $X_\# = (1 + \sqrt{17})/4$ from (3.57); both values are indicated in Fig. 9 and are consistent with our numerics for general d .

Next we consider the limiting behaviour of the prefactors ν_C , ν_χ , ν_{C_χ} in the opposite limit $d \rightarrow 2$, *i.e.* for small $\delta' = (d-2)/2$. The requisite expansions are

$$a_d\gamma_d = 8\pi\delta' \quad (6.71)$$

$$I_1 = \frac{1}{2} + \frac{\delta'}{2} \ln 2 \quad (6.72)$$

$$I_2 = \frac{1}{2} - \frac{\delta'}{2} \ln 2 \quad (6.73)$$

$$I_1^X = -1 - \delta' \ln 2 + \mathcal{O}(\delta'^2) \quad (6.74)$$

$$I_2^X = -\frac{\pi^2\delta'^2}{6} \quad (6.75)$$

In the first equation we have exploited that (6.12) is dominated by small w for $d \rightarrow 2$ to get $a_d\gamma_d = T_c^2/(2\pi\delta')$; T_c itself can be evaluated in the same limit and by exploiting the same dominance of small ω as $T_c^{-1} = \int(dq)\omega^{-1} = \sigma_d \int_0^{\text{const}} d\omega \omega^{(d-4)/2} = \sigma_2/\delta' = 4\pi/\delta'$. To understand the scaling for small δ' of the prefactor ν_C of the correlation variance (6.42), we note first from (6.33) that $D_1(z) \sim (\delta'/2)(1-z)^{\delta'-1}$ has a singularity at $z = 1$ which becomes non-integrable for small δ' and then dominates the mass of any integral. This means that for any function $f(z)$ that is smooth at $z = 1$,

$\int_0^1 dz D_1(z) f(z) \rightarrow \frac{1}{2} f(1)$ as $\delta' \rightarrow 0$, *i.e.* $D_1(z)$ acts effectively as $I_1 \delta(z-1)$; if $f(1) = 0$, the integral is $\mathcal{O}(\delta')$. Similar comments apply to $D_2(z)$, which from (6.36) is singular ($\sim (\delta'/2) z^{\delta'-1}$) near $z = 0$. If we evaluate $\nu_C/(a_d \gamma_d)$, given by the curly braces in (6.42), within this “effective delta” approximation (and also set $d = 2$ in the terms involving powers of 2) we get

$$-1 - 4 \int_0^1 dz D_1(z) \times \frac{1}{2} - 4 \int_0^\infty dz D_2(z) \left(-\frac{1}{2}\right) + 4 \int_0^1 dz \int_0^z dz_w D_1(z) D_1(z_w) \times 2 \quad (6.76)$$

This combination simplifies to $-1 - 2I_1 + 2I_2 + 4I_1^2 = (1 - 2I_1)^2$, bearing in mind that $I_2 = 1 - I_1$, and from (6.72) this result is $\mathcal{O}(\delta'^2)$: even though the effective delta approximation – which is not yet a systematic expansion in δ' – yields individual terms of order unity, these cancel not just to $\mathcal{O}(1)$ but also to $\mathcal{O}(\delta')$. We will see that the leading contribution to $\nu_C/(a_d \gamma_d)$ is in fact $\mathcal{O}(\delta')$, so can subtract (6.76) from (the curly braces in) (6.42) without changing the coefficient of the leading order in δ' :

$$\begin{aligned} \frac{\nu_C}{a_d \gamma_d} = & -4 \int_0^1 dz D_1(z) \left[z^{1-\delta'} - 1 + \left\{ \frac{1}{2}(1 - 2^{\delta'}) \right\} \right] \\ & -4 \int_0^\infty dz D_2(z) \left[z^{1-\delta'} + 2^{\delta'-1} - \left(\frac{1}{2} + z \right)^{1-\delta'} + \left\{ \frac{1}{2}(1 - 2^{\delta'}) \right\} \right] \\ & +4 \int_0^1 dz \int_0^z dz_w D_1(z) D_1(z_w) [-(z - z_w)^{1-\delta'} + z^{1-\delta'} - 1 + z_w^{1-\delta'} - 1] \end{aligned} \quad (6.77)$$

Here we have already discarded the $D_1 D_2$ and $D_2 D_2$ terms from (6.42) which can be shown to be of $\mathcal{O}(\delta'^2)$. The two contributions in curly braces give together $-2(I_1 + I_2)(1 - 2^{\delta'}) = (2 \ln 2) \delta'$ to leading order. In the remaining integrals, the subtraction has ensured that the factors multiplying the D -functions vanish where these concentrate their weight for δ' , so that each integral is no larger than $\mathcal{O}(\delta')$. To this order we are then allowed to set $\delta' = 0$ in the factors multiplying the D -functions and get

$$\frac{\nu_C}{a_d \gamma_d} = (2 \ln 2) \delta' - 4 \int_0^1 dz D_1(z) (z - 1) + 8 \int_0^1 dz \int_0^z dz_w D_1(z) D_1(z_w) (z_w - 1) \quad (6.78)$$

Inserting the leading order form $D_1(z) = (\delta'/2)(1 - z)^{\delta'-1}$ gives $-\delta'/[2(1 + \delta')] \approx -\delta'/2$ for the first integral and

$$\int_0^1 dz_w D_1(z_w) (z_w - 1) \int_{z_w}^1 dz D_1(z) = \int_0^1 dz_w D_1(z_w) (z_w - 1) \approx -\frac{\delta'}{4} \quad (6.79)$$

for the second so that these two contributions cancel from (6.78), giving finally together with (6.71)

$$\nu_C = a_d \gamma_d 2(\ln 2) \delta' = (16\pi \ln 2) \delta'^2 \quad (6.80)$$

to leading order for small δ' .

For the susceptibility variance prefactor ν_χ from (6.45), one can argue similarly that $D_1^\chi(z)$ acts effectively like $I_1 \delta(z-1)$ (see (6.34)); $D_2^\chi(z)$ from (6.37), on the other hand, remains non-singular for $\delta' \rightarrow 0$ and has a small weight $I_2^\chi \sim \delta'^2$ from (6.75). All terms involving D_2^χ then contribute at most $\mathcal{O}(\delta'^3)$ to $\nu_\chi/(a_d \gamma_d)$: $D_2^\chi D_2^\chi$ is $\sim \delta'^4$, and in the

D_2^X and $D_1^X D_2^X$ -terms the square brackets multiplying these functions vanish themselves as $\delta' \rightarrow 0$, giving integrals of $\mathcal{O}(\delta'^2 \delta')$. This leaves

$$\begin{aligned} \frac{\nu_\chi}{a_d \gamma_d} &= 2^{2\delta'} + 2^{\delta'} \int_0^1 dz D_1^X(z) [1 + z^{1-\delta'} - (1-z)^{1-\delta'}] \\ &+ \int_0^1 dz \int_0^z dz_w D_1^X(z) D_1^X(z_w) [-(z-z_w)^{1-\delta'} + z^{1-\delta'} + z_w^{1-\delta'}] \end{aligned} \quad (6.81)$$

The integrals above can be explicitly computed in terms of Gamma and Beta functions and give to leading order for small δ'

$$\nu_\chi = a_d \gamma_d 2\delta'^2 = 16\pi\delta'^3 \quad (6.82)$$

Finally, the prefactor of the covariance can also be shown to scale as δ'^3 for small δ' – it cannot be δ'^2 as this would violate the constraint $\nu_{C_\chi}^2 \leq \nu_C \nu_\chi$ – but with a negative prefactor. Our numerical data as displayed in Fig. 8 are consistent with these scalings. For brevity we only show one test here, plotting in the inset of Fig. 8(right), the correlation variance prefactor normalized by its predicted asymptotic behaviour for $d \rightarrow 2$. For numerical evaluation this is the most problematic case, because close to $d = 2$ cancellations occur as explained above. Nevertheless, discounting the last datapoint closest to $d = 2$, our numerical data are compatible with the requirement that the rescaled prefactor must approach unity for $d \rightarrow 2$. From $\nu_C = \mathcal{O}(\delta'^2)$, $\nu_\chi = \mathcal{O}(\delta'^3)$ and $\nu_{C_\chi} = -\mathcal{O}(\delta'^3)$ the correlation coefficient is seen to vanish as $\gamma \sim -\delta'^{1/2}$ for small δ' . The fluctuation slope X_fl , as given in (3.57), can be simplified given that $(V_C/V_\chi)^{1/2} \sim \delta'^{-1/2} \gg \gamma \sim \delta'^{1/2}$ to obtain $X_\text{fl} \approx -V_{C_\chi}/V_C \sim \delta'$. Again our numerical data (Fig. 9) are consistent with these predictions.

6.4. Well separated times: Large x

Having derived the full dependence of the (co-)variances $V_C(x)$, $V_\chi(x)$ and $V_{C_\chi}(x)$ on the scaled time $x = t/t_w$ in (6.30), (6.31) and (6.32) and analysed the quasi-equilibrium behaviour for $x \approx 1$, we now turn to the opposite limit of well separated times, $x \gg 1$. We will then need the large- x limit of the functions D and D^X . In $D_2(x, y)$ and $D_2^X(x, y)$ the integration variable y is in the range $0 < y < 1$ and so the limit is taken at fixed y of order unity. $D_1(x, y)$ and $D_1^X(x, y)$, on the other hand, are integrated over the range $1 < y < x$ which diverges for $x \rightarrow \infty$. To get the scalings of the integrals it is then useful to rescale y as $y = xz$ and take the limit at fixed z ; we write the correspondingly transformed functions as $\tilde{D}_1(x, z) = D_1(x, xz)$ and $\tilde{D}_1^X(x, z) = D_1^X(x, xz)$. The large- x limits of (6.18), (6.21), (6.25) and (6.27) become in this way

$$\tilde{D}_1(x, z) = \frac{\lambda_d k_d}{4-d} 2^{d/2} x^{-d/4-1} (1-z)^{(d-4)/2} z^{(d-4)/2} \quad (6.83)$$

$$D_2(x, y) = \frac{\lambda_d k_d}{4-d} 2^{d/2} x^{(4-3d)/4} y^{(d-4)/2} [1 - (1-y)^{(d-4)/2}] \quad (6.84)$$

$$\begin{aligned} \tilde{D}_1^X(x, z) &= -2^{d/2} \frac{\lambda_d k_d}{4-d} \mathcal{F}_\chi(\infty) \frac{1}{x} (1-z)^{(d-4)/2} z^{(d-4)/2} + \lambda_d k_d 2^{(d-2)/2} \frac{1}{zx} \\ &\times \int_1^{1/z} dy' (y' - 1)^{(d-6)/2} \left(\frac{1}{z} - y'\right)^{(2-d)/2} \left[y'^{(2-d)/2} \mathcal{F}_\chi\left(\frac{1}{y'z}\right) - \mathcal{F}_\chi\left(\frac{1}{z}\right) \right] \end{aligned} \quad (6.85)$$

$$\begin{aligned}
 D_2^x(x, y) &= -\lambda_d k_d \frac{2(d-2)}{d} (2y)^{(d-2)/2} x^{(4-3d)/4} \\
 &\quad \times \int_1^\infty dy' (y' - y)^{(d-6)/2} y'^{(2-d)/2} (y'^{d/4} - 1)
 \end{aligned} \tag{6.86}$$

with the asymptotic value $\mathcal{F}_\chi(\infty)$ of $\mathcal{F}_\chi(x)$ as given after (6.14). As the y' -integral in $D_2^x(x, y)$ is convergent at the upper end we have replaced the upper limit x from (6.27) by ∞ .

We will also need the scaling of \mathcal{G} and \mathcal{H} for large arguments. As discussed in Sec. 6.2, $\mathcal{G}(x) \sim x^{-d/2}$ for $x \gg 1$; this follows from the fact that for large x the numerator integral in (6.3) is dominated by small w , where $\mathcal{F}_C(w) \approx 2w$ is linear in w . For $\mathcal{H}(x, xz)$ at fixed z one finds similarly from (6.6)

$$\mathcal{H}(x, xz) = \frac{\int dw w^{(d-6)/2} e^{-w(x-1)} \mathcal{F}_C(w) \mathcal{F}_C(wxz)}{\int dw w^{(d-6)/2} \mathcal{F}_C^2(w)} \tag{6.87}$$

$$= x^{(4-d)/2} \frac{\int dw w^{(d-6)/2} e^{-w(x-1)/x} \mathcal{F}_C(w/x) \mathcal{F}_C(wz)}{\int dw w^{(d-6)/2} \mathcal{F}_C^2(w)} \approx x^{(2-d)/2} h(z) \tag{6.88}$$

$$h(z) = 2 \frac{\int dw w^{(d-4)/2} e^{-w} \mathcal{F}_C(wz)}{\int dw w^{(d-6)/2} \mathcal{F}_C^2(w)} \tag{6.89}$$

where we have replaced w by w/x in the numerator and then taken the large- x limit. The function $h(z)$ is linear in z for $z \ll 1$ and approaches a constant for $z \rightarrow \infty$.

We can now look at the various contributions to V_C in (6.30). The first Gaussian contribution can be worked out explicitly by using that $\mathcal{F}_C(w) = 2w \int_0^1 dy y^{(d-4)/2} \exp[-2w(1-y)]$ [33]:

$$\begin{aligned}
 T^2 \sigma_d \int dw w^{d/2-3} \mathcal{F}_C(w) \mathcal{F}_C(wx) &= \\
 &= 4T^2 \sigma_d x \int_0^1 dy dy' (yy')^{(d-4)/2} \int dw w^{(d-2)/2} e^{-2w[1-y+x(1-y')]}
 \end{aligned} \tag{6.90}$$

$$= T^2 \sigma_d x 2^{(4-d)/2} \Gamma\left(\frac{d}{2}\right) \int_0^1 dy y^{(d-4)/2} \int_1^\infty du [u(1+x-y) - x]^{-d/2} \tag{6.91}$$

$$= T^2 \sigma_d x 2^{(4-d)/2} \Gamma\left(\frac{d}{2}\right) \frac{2}{d-2} \int_0^1 dy \frac{y^{(d-4)/2} (1-y)^{(2-d)/2}}{1+x-y} \tag{6.92}$$

$$\approx T^2 \sigma_d 2^{(4-d)/2} \Gamma^2\left(\frac{d-2}{2}\right) \Gamma\left(\frac{4-d}{2}\right) \tag{6.93}$$

where we have performed the w -integral, the change of variable $u = 1/y'$ and the u -integral; in the final step we took x large, so that the remaining y -integral evaluates to a Beta function. Overall, the first Gaussian term approaches a constant for $x \gg 1$.

The second contribution $x^{(4-d)/2} \mathcal{G}(x)$ from (6.30) scales as x^{2-d} because of the asymptotics of \mathcal{G} and so is subleading. The D_1 -term is for large x

$$\hat{I}_1 = -4\gamma_d \frac{\lambda_d k_d}{4-d} 2^{d/2} x^{-d/4-1} x^{(4-d)/4} x \int_{1/x}^1 dz (1-z)^{(d-4)/2} z^{(d-4)/2} x^{(2-d)/2} h(z) \tag{6.94}$$

Since the integral is convergent the lower limit can be replaced by zero and so $\hat{I}_1 \sim x^{2-d}$. The D_2 term is simpler because the integration variable does not need to be rescaled:

it behaves as $\hat{I}_2 \sim x^{(4-3d)/4} x^{(4-d)/4} x^{-d/2} = x^{(4-3d)/2}$. The $D_1 D_1$ contribution scales as

$$\begin{aligned} \hat{I}_{11} &= 4\gamma_d \left(\frac{\lambda_d k_d}{4-d} \right)^2 2^d x^{-d/2-2} x^2 \int_{1/x}^1 dz \int_{1/x}^z dz_w (1-z)^{(d-4)/2} z^{(d-4)/2} \\ &\quad \times (1-z_w)^{(d-4)/2} z_w^{(d-4)/2} x^{(4-d)/2} z^{(4-d)/2} \mathcal{G}\left(\frac{z}{z_w}\right) \end{aligned} \quad (6.95)$$

The integrals are again convergent and so the lower limits can be set to zero to extract the scaling $\hat{I}_{11} \sim x^{2-d}$; note that the factor $\mathcal{G}(z/z_w)$ cannot produce divergences because $\mathcal{G}(\cdot)$ is bounded by unity. The $D_1 D_2$ contribution is for large x

$$\begin{aligned} \hat{I}_{12} &= 4\gamma_d \left(\frac{\lambda_d k_d}{4-d} \right)^2 2^d x^{-d/4-1} x^{(4-3d)/4} x \int_{1/x}^1 dz \int_0^1 dy_w (1-z)^{(d-4)/2} z^{(d-4)/2} \\ &\quad \times y_w^{(d-4)/2} [1 - (1-y_w)^{(d-4)/2}] x^{(4-d)/2} z^{(4-d)/2} \mathcal{G}\left(\frac{zx}{y_w}\right) \end{aligned} \quad (6.96)$$

$$\begin{aligned} &\sim x^{3(2-d)/2} \int_{1/x}^1 dz (1-z)^{(d-4)/2} \\ &\quad \times \int_0^1 dy_w y_w^{(d-4)/2} [1 - (1-y_w)^{(d-4)/2}] z^{-d/2} x^{-d/2} y_w^{d/2} \end{aligned} \quad (6.97)$$

where in the last step we have used the asymptotics of \mathcal{G} ; the integrals are convergent, so that $\hat{I}_{12} \sim x^{3-2d}$ overall. Finally, the $D_2 D_2$ term from (6.30) decays as $\hat{I}_{22} \sim x^{(4-3d)/2}$ as follows directly from (6.84); here there are no other x -dependent factors. In summary, the various non-Gaussian terms scale as

$$\hat{I}_1 \sim x^{2-d}, \quad \hat{I}_2 \sim x^{2-d}, \quad \hat{I}_{11} \sim x^{2-d}, \quad \hat{I}_{12} \sim x^{3-2d}, \quad \hat{I}_{22} \sim x^{(4-3d)/2} \quad (6.98)$$

and one checks that in the relevant range $2 < d < 4$ the correlation variance always approaches the $\mathcal{O}(1)$ Gaussian term (6.93). This asymptotic dominance of the Gaussian term matches qualitatively the picture in $d > 4$ (see Sec. 5.2). The terms \hat{I}_1 , \hat{I}_2 and \hat{I}_{11} , $\sim x^{2-d}$ provide the first subleading correction to the constant asymptote; this correction is negative so that the approach is from below, in contrast to $d > 4$, (see Fig. 6). Quantitatively, however, the correction term is small already in $d = 3$ and numerical evaluation shows that it gets progressively smaller as d increases to 4.

By similar arguments one sees that the susceptibility variance V_χ is given to leading order for large x by the first, second and fourth terms in (6.31), which all scale as $x^{(4-d)/2}$ and arise from the δ and D_1^χ -terms appearing in D^χ (see (6.29)). The exponent $(4-d)/2$ of this leading power law vanishes in $d = 4$, providing a continuous match with the $\mathcal{O}(1)$ asymptote found in $d > 4$. It is also consistent with our finite x numerics (see Fig. 6). Interestingly, the asymptotic $x^{(4-d)/2}$ power law has the same exponent as that for $x \approx 1$, $(x-1)^{(4-d)/2}$, and on a log-log plot V_χ crosses over from one straight line to another with the same slope.

The covariance V_{C_χ} of correlation and susceptibility fluctuations, finally, can be checked to be dominated for large x by terms which scale as $x^{2-3d/4}$, specifically the first, second, third, fourth, sixth and seventh contribution in (6.32). Therefore the covariance always decays to zero for large x .

Numerical evaluation shows the prefactor to be negative, corresponding to a negative correlation coefficient γ between correlation and susceptibility, as in the regime of close times $x \approx 1$ (Sec. 6.3).

We discuss briefly the consequences of the above results for the large- x behaviour of the contour ellipses of the joint distribution $P(\hat{C}, T\hat{\chi})$ of the fluctuating correlation and susceptibility. Firstly, due to the different scaling with x of the correlation and susceptibility variances, as x^0 and $x^{(4-d)/2}$ respectively, these ellipses become increasingly elongated in the susceptibility direction as x grows large. Using also the scaling of the covariance $V_{C\chi} \sim -x^{2-3d/4}$, the correlation coefficient γ from (3.55) decays to zero asymptotically as $-x^{(2-d)/2}$. Finally we consider the fluctuation slope X_{fl} . Looking at (3.57), one can check that V_{χ}/V_C , scaling as $\sim x^{(4-d)/2}$, is always dominant over γ^2 ; in fact $V_{\chi}/(V_C\gamma^2) \sim x^{d/2}$ for all d . Replacing then the square root in (3.57) by its leading term gives $X_{\text{fl}} = -2(V_{\chi}/V_C)^{1/2}/(2\gamma) = -V_{\chi}/V_{C\chi} \sim x^{d/4}$. The large- x divergence of X_{fl} as $x^{d/4}$ for any $2 < d < 4$ is consistent with the fact that the joint distribution of correlation and response fluctuations grows more quickly in the susceptibility direction than along the correlation axis. It also matches our finite x numerics, see Fig. 7.

7. Discussion

We have analysed fluctuations in the coarsening dynamics of the spherical ferromagnet after a quench, specifically the leading $1/\sqrt{N}$ fluctuations of local correlations and susceptibilities spatially coarse-grained across the entire system. Our work was inspired by general theories regarding the nature of correlation and susceptibility fluctuations in aging systems [16, 17, 18, 19]. Our study significantly extends the scope of previous (zero-temperature) calculations of correlation fluctuations in the spherical model [25] by keeping track of non-Gaussian fluctuations. This enables us to calculate explicitly the susceptibility fluctuations, which in a Gaussian approximation would vanish identically. The nature of our approach, which treats the non-Gaussian effects perturbatively, means that we cannot analyse quenches to below the critical temperature; however, we *can* access the interesting regime of coarsening *at* criticality, where our results are the first of their kind.

We discussed carefully in Sec. 2 possible definitions of coarse-grained fluctuating correlations \hat{C} and responses $\hat{\chi}$. It turns out that for the fluctuation statistics (in non-disordered systems such as the one studied here) it does matter whether the underlying local functions are measured directly or indirectly via quenched amplitudes that define a randomly staggered magnetization observable: only the former choice gives correlation and susceptibility variances that scale in the same way with system size N . These considerations should be of general relevance to other systems where a coarse-graining of the local correlation and response across an entire finite-sized system is desired. Coarse-graining over smaller volumes does not produce interesting results in the spherical model because the susceptibility fluctuations are small ($\sim N^{-1/2}$) but correlated across the entire system.

In Sec. 3 we used the $1/\sqrt{N}$ expansion of the non-Gaussian fluctuations [33] to derive general expressions for the correlation and susceptibility variances and covariance. These are exact to leading order in $1/N$, where the joint distribution of \hat{C} and $\hat{\chi}$ is

Gaussian. Apart from the variances V_C , V_X and the covariance V_{CX} , this distribution can be characterized by the correlation coefficient γ (see equation (3.55)) and the negative slope of the principal axis of the elliptical equ-probability contours, X_{fl} (see equation (3.57)). The definition of X_{fl} was chosen such that, if the predictions for glassy systems (such as spin glasses) with a global time reparameterization invariance [16, 17, 18, 19] applied also to coarsening systems, X_{fl} should be close to the fluctuation-dissipation ratio (FDR) X relating the variations with time of the *average* susceptibility and correlation.

In Sec. 4 we considered first quenches to $T > T_c$, where after fast initial transients the dynamics is in equilibrium. Analytical results were obtained in the limit of high temperatures: here the probability contours rotate with increasing time difference $\Delta t = t - t_w$ from a horizontal orientation ($X_{\text{fl}} = 0$) to a vertical one ($X_{\text{fl}} = \infty$). At the same time the correlations between correlation and susceptibility fluctuations become weaker and weaker: the contours become approximate circular, showing an effect opposite to the progressive narrowing of the contours around the slope of the fluctuation dissipation plot ($X_{\text{fl}} = 1$ for large T) that would be expected for spin glasses and similar systems [16, 17, 18, 19]. Qualitatively this behaviour remains the same also for quenches to lower temperatures above T_c ; the results for small time differences Δt , in particular, depend on T only through simple prefactors. The correlation coefficient γ between the fluctuations of correlations and susceptibilities is always negative, corresponding to a positive fluctuation slope X_{fl} .

The more interesting quenches to criticality were studied in Sec. 5 (for dimension $d > 4$) and Sec. 6 (for $d < 4$). In the former case, we found that out-of-equilibrium effects are weak and one can directly analyse the equilibrium dynamics. Interestingly, the correlation variance – which is identical to the four-point correlation function often used to characterize dynamic heterogeneities – displays a maximum as a function of Δt , suggesting as in other glassy systems that there is a well-defined timescale on which fluctuations between different dynamical trajectories of a system are largest. However, even though the coarsening dynamics has a growing lengthscale that increases with the system age t_w in the standard diffusive manner, $\xi(t_w) \sim t_w^{1/2}$, neither the timescale of the maximum in V_C nor its amplitude change with age. This is in contrast to the case of coarsening below T_c , where timescales grow with the age and the variance has the natural scaling with $\xi^d(t_w) \sim t_w^{d/2}$ [23].

Below $d < 4$ one has to look directly at the non-equilibrium situation: a naive equilibrium limit yields infinities that need to be regularized by initially keeping the age t_w finite. We showed that V_C , V_X and V_{CX} all scale as $t_w^{(4-d)/2}$ times functions of the time ratio $x = t/t_w$. Looking at the details of the x -dependence, we saw that in the quasi-equilibrium regime $x \approx 1$ time-translation invariance is restored as expected, with all (co-)variances scaling as $t_w^{(4-d)/2}(x-1)^{(4-d)/2} = (t-t_w)^{(4-d)/2}$ for $t-t_w \gg 1$. Unlike the case $d > 4$, the correlation coefficient is finite in this regime, but the corresponding fluctuation slope X_{fl} does not seem to be related to the FDR – which is $X = 1$ at quasi-equilibrium – in any simple way. In particular, X_{fl} grows monotonically from a

vanishing value at $d = 2$ to the non-trivial limit $(1 + \sqrt{17})/4$ in $d = 4$. In the genuine aging behaviour that follows for larger x the correlation coefficient decays to zero and the fluctuation slope X_{fl} diverges towards large positive values as x grows, both reflecting the progressive stretching of the probability contours along the susceptibility axis.

From a more general point of view, our results show clearly that heterogeneities are present in coarsening at criticality *above* the upper critical dimension, as detected *e.g.* via maxima in V_C in $d > 4$. However, the lack of a dependence on age t_w in the relevant timescales ($\Delta t = \mathcal{O}(1)$) and amplitudes ($V_C = \mathcal{O}(1)$) is somewhat surprising. Interestingly, the maximum in V_C is seen to disappear *below* the critical dimension. The timescale on which V_C varies then has a conventional aging form ($\Delta t = \mathcal{O}(t_w)$) while its amplitude $V_C = \mathcal{O}(t_w^{(4-d)/2})$ is not related in any obvious manner to the growing correlation volume of order $t_w^{d/2}$.

It will be an interesting challenge to see whether the general features of our results, and in particular the different t_w -scalings of the correlation variance above and below $d = 4$, can be understood from general scaling or field theoretical approaches to critical coarsening [28]. One would also like to extend our considerations to genuinely short-ranged systems: the spherical model is somewhat unusual in that the spherical constraint generates a weak but long-range interaction. The $\mathcal{O}(n)$ model in the limit of large n may be a suitable candidate here; preliminary work suggest that much of our perturbative approach for analysing non-Gaussian fluctuation effects would transfer to this scenario. Finally, it is clear from our results that fluctuations in critical coarsening display very rich behaviour that cannot simply be deduced from the properties of the average fluctuation-dissipation relations, and it remains to be seen whether alternative ways can be found of rationalizing the kind of effects thrown up by our exact calculations.

References

- [1] E R Weeks, J C Crocker, A C Levitt, A Schofield, and D A Weitz. Three-dimensional direct imaging of structural relaxation near the colloidal glass transition. *Science*, 287(5453):627–631, 2000.
- [2] W K Kegel and A Van Blaaderen. Direct observation of dynamical heterogeneities in colloidal hard-sphere suspensions. *Science*, 287(5451):290–293, 2000.
- [3] M D Ediger. Spatially heterogeneous dynamics in supercooled liquids. *Annu. Rev. Phys. Chem.*, 51:99–128, 2000.
- [4] L A Deschenes and D A Vanden Bout. Single-molecule studies of heterogeneous dynamics in polymer melts near the glass transition. *Science*, 292(5515):255–258, 2001.
- [5] C T Thurau and M D Ediger. Spatially heterogeneous dynamics during physical aging far below the glass transition temperature. *J. Polym. Sci. Pt. B-Polym. Phys.*, 40(21):2463–2472, 2002.
- [6] X H Qiu and M D Ediger. Length scale of dynamic heterogeneity in supercooled D- sorbitol: comparison to model predictions. *J. Phys. Chem. B*, 107(2):459–464, 2003.
- [7] R Yamamoto and A Onuki. Kinetic heterogeneities in a highly supercooled liquid. *Journal of the Physical Society of Japan*, 66(9):2545–2548, 1997.
- [8] A Onuki and R Yamamoto. Kinetic heterogeneities and non-linear rheology of highly supercooled liquids. *Journal of Non-Crystalline Solids*, 235:34–40, 1998.
- [9] R Yamamoto and A Onuki. Dynamics of highly supercooled liquids: Heterogeneity, rheology, and diffusion. *Phys. Rev. E*, 58(3 PtB):3515–3529, 1998.

- [10] S C Glotzer, N Jan, T Lookman, A B MacIsaac, and P H Poole. Dynamical heterogeneity in the Ising spin glass. *Phys. Rev. E*, 57(6):7350–7353, 1998.
- [11] S Franz, C Donati, G Parisi, and S C Glotzer. On dynamical correlations in supercooled liquids. *Philos. Mag. B*, 79(11-12):1827–1831, 1999.
- [12] R P Sear. Molecular dynamics of a dense fluid of polydisperse hard spheres. *J. Chem. Phys.*, 113(11):4732–4739, 2000.
- [13] L F Cugliandolo and J L Iguain. Hole-burning experiments within glassy models with infinite range interactions. *Phys. Rev. Lett.*, 85(16):3448–3451, 2000.
- [14] N Lačević, F W Starr, T B Schröder, V N Novikov, and S C Glotzer. Growing correlation length on cooling below the onset of caging in a simulated glass-forming liquid. *Phys. Rev. E*, 66:030101, 2002.
- [15] G Diezemann. Dynamic heterogeneities in the out-of-equilibrium dynamics of simple spherical spin models. *Phys. Rev. E*, 68:021105, 2003.
- [16] H E Castillo, C Chamon, L F Cugliandolo, and M P Kennett. Heterogeneous aging in spin glasses. *Phys. Rev. Lett.*, 88:237201, 2002.
- [17] C Chamon, M P Kennett, H E Castillo, and L F Cugliandolo. Separation of time scales and reparametrization invariance for aging systems. *Phys. Rev. Lett.*, 89:217201, 2002.
- [18] H E Castillo, C Chamon, L F Cugliandolo, J L Iguain, and M P Kennett. Spatially heterogeneous ages in glassy systems. *Phys. Rev. B*, 68:134442, 2003.
- [19] C. Chamon and L. F. Cugliandolo. Fluctuations in glassy systems. *J. Stat. Mech.-Theory Exp.*, P07022, 2007.
- [20] L F Cugliandolo and J Kurchan. On the out-of-equilibrium relaxation of the Sherrington-Kirkpatrick model. *J. Phys. A*, 27(17):5749–5772, 1994.
- [21] L E Reichl. *A modern course in statistical physics*. University of Texas Press, Austin, 1980.
- [22] C Chamon, P Charbonneau, L F Cugliandolo, D R Reichman, and M Sellitto. Out-of-equilibrium dynamical fluctuations in glassy systems. *J. Chem. Phys.*, 121(20):10120–10137, 2004.
- [23] P Mayer, H Bissig, L Berthier, L Cipelletti, J P Garrahan, P Sollich, and V Trappe. Heterogeneous dynamics of coarsening systems. *Phys. Rev. Lett.*, 93(11):115701, 2004.
- [24] P Mayer, P Sollich, L Berthier, and J P Garrahan. Dynamic heterogeneity in the Glauber-Ising chain. *J. Stat. Mech.-Theory Exp.*, (5):05002, 2005.
- [25] C Chamon, L F Cugliandolo, and H Yoshino. Fluctuations in the coarsening dynamics of the o(n) model: are they similar to those in glassy systems? *JSTAT*, 2005. To appear.
- [26] C Godrèche and J M Luck. Response of non-equilibrium systems at criticality: ferromagnetic models in dimension two and above. *J. Phys. A*, 33(50):9141–9164, 2000.
- [27] P Mayer, L Berthier, J P Garrahan, and P Sollich. Fluctuation-dissipation relations in the nonequilibrium critical dynamics of Ising models. *Phys. Rev. E*, 68:016116, 2003.
- [28] P Calabrese and A Gambassi. Ageing properties of critical systems. *J. Phys. A*, 38(18):R133–R193, 2005.
- [29] A J Bray. Theory of phase-ordering kinetics. *Adv. Phys.*, 43(3):357–459, 1994.
- [30] P Sollich, S Fielding, and P Mayer. Fluctuation-dissipation relations and effective temperatures in simple non-mean field systems. *J. Phys. Cond. Matt.*, 14(7):1683–1696, 2002.
- [31] P Calabrese and A Gambassi. On the definition of a unique effective temperature for non-equilibrium critical systems. *J. Stat. Mech.-Theory Exp.*, P07013, 2004.
- [32] A Garriga, P Sollich, I Pagonabarraga, and F Ritort. Universality of fluctuation-dissipation ratios: The ferromagnetic model. *Phys. Rev. E*, 72:056114, 2005.
- [33] A Annibale and Sollich. Spin, bond and global fluctuation-dissipation relations in the non-equilibrium spherical ferromagnet. *J. Phys. A*, 39:1–55, 2006.
- [34] Mayer P and Sollich P. Aging in one-dimensional coagulation-diffusion process and the Fredrikson-Anderson model. *J. Phys. A*, 40(5823), 2007.
- [35] T H Berlin and M Kac. The spherical model of a ferromagnet. *Phys. Rev. E*, 86:821, 1952.
- [36] G S Joyce. Critical properties of the spherical model. In C Domb and M S Green, editors, *Phase*

- Transitions and Critical Phenomena*, Vol. 2, chapter 10, pages 375–442. Academic, London, 1972.
- [37] D S Dean, I T Drummond, R R Horgan, and S N Majumdar. Equilibrium statistics of a slave estimator in Langevin process. *Phys. Rev. E*, 70:011101, 2004.
 - [38] C Chatelain. A far-from-equilibrium fluctuation-dissipation relation for an Ising-Glauber-like model. *J. Phys. A*, 36(43):10739–10753, 2003.
 - [39] F Ricci-Tersenghi. Measuring the fluctuation-dissipation ratio in glassy systems with no perturbing field. *Phys. Rev. E*, 68:065104, 2003.
 - [40] L Berthier. Efficient measurement of linear susceptibility in molecular simulations: Application to aging supercooled liquids. *Phys. Rev. Lett.*, 98(220601), 2007.
 - [41] A Barrat. Monte Carlo simulations of the violation of the fluctuation-dissipation theorem in domain growth processes. *Phys. Rev. E*, 57(3):3629–3632, 1998.
 - [42] A Annibale. PhD Thesis, King’s College London.