

# A Non-Renormalized Field Theoretic Treatment of Photon Scattering

Joydip Ghosh

*Department of Physics & Astronomy,  
University of Georgia, Athens, Georgia 30602\**

(Dated: June 23, 2022)

## Abstract

In this paper we have presented a generalized treatment of a photon scattering by a harmonic oscillator initially at ground state. We have predicted the scattering cross-section of the oscillator and showed how the treatment invariably requires the formalisms of renormalization. As a special case of our treatment, we discussed about Rayleigh and Thomson Scattering and computed the total cross-section in order to be consistent with experimental results. Two approximations are adopted in order to simplify the problem but without any digression from our goal. A second order perturbation theory is employed where the first excited state of the harmonic oscillator is considered to be the only intermediate state and A dipole approximation is utilized. Throughout this paper we have used Gaussian units.

## I. INTRODUCTION

We learnt about different types of single-particle scattering in the context of classical electromagnetism. Here we have presented a generalized version of scattering where a photon is scattered by a harmonic oscillator. The content of this paper is woven around the context of non-renormalized quantum field theory. We used here second order perturbation theory<sup>1</sup> and adopted two approximations. First, we treated the problem under dipole approximation where the exponential term of the field has been taken to be unity. And secondly, we restricted the first excited state of the harmonic oscillator to be the only intermediate state. We discussed about three types of possibilities which are shown schematically by three Feynman Diagrams referred to as case-1, case-2 and case-3 respectively. At the very end we constructed the Rayleigh and Thomson Scattering from our equations and in order to interpret our result physically we calculated the total cross section and discussed the blueness of the sky. In the discussion part we investigated if our treatment is complete or not and showed that in order to make our solution complete we have to take a fourth case into account where an emitted photon is reabsorbed by the oscillator and thus creates a loop in the Feynman diagram. Computation of the matrix element for this kind of loop involves an integration over all possible energies of the photon and thereby ends up with a divergence in the matrix element which essentially invokes some new corrections which is known today as ‘Renormalization’. In the last section we argued why our two assumptions are perfectly valid and how it plays an important role in saving our problem from undue complications.

## II. GENERAL FORMALISM

When the photon is incident on the harmonic oscillator, we investigate three possible interactions under second order perturbation theory. But before going into that discussion let us first develop the general formalism of the problem statement. The Hamiltonian of the system can be written as,

$$\mathcal{H}_{total} = \mathcal{H}_{particle} + \mathcal{H}_{radiation} + \mathcal{H}_{interaction} \quad (1)$$

where,

$$\mathcal{H}_{particle} = \frac{\mathbf{p}^2}{2m} + \frac{1}{2}m\omega_0^2\mathbf{r}^2 \quad (2)$$

$$\mathcal{H}_{radiation} = \sum_{\mathbf{k}} \sum_{\alpha} \hbar\omega a_{\mathbf{k},\alpha}^{\dagger} a_{\mathbf{k},\alpha} \quad (3)$$

$$\mathcal{H}_{interaction} = -\frac{e}{mc} \mathbf{P} \cdot \mathbf{A} + \frac{e^2}{2mc^2} \mathbf{A} \cdot \mathbf{A} \quad (4)$$

Here an electron with charge  $-e$  is taken to be the harmonic oscillator. In the interaction hamiltonian we have considered only  $\mathbf{P} \cdot \mathbf{A}$  because  $\mathbf{A}$  is defined in Coulomb gauge where  $\mathbf{A}$  and  $\mathbf{P}$  commute. The magnetic vector potential  $\mathbf{A}$  and momentum operator of the harmonic oscillator  $\mathbf{P}$  can be defined in terms of Dirac's creation-annihilation operators as<sup>2</sup>,

$$\mathbf{A}(\mathbf{r}, t) = \sqrt{\frac{4\pi}{V}} \sum_{\mathbf{k}} \sum_{\alpha=1}^2 c \sqrt{\frac{\hbar}{2\omega}} \left[ a_{\mathbf{k},\alpha} \bar{\epsilon}^{\alpha} \exp(i\mathbf{k} \cdot \mathbf{r} - i\omega t) + a_{\mathbf{k},\alpha}^{\dagger} \bar{\epsilon}^{\alpha} \exp(-i\mathbf{k} \cdot \mathbf{r} + i\omega t) \right] \quad (5)$$

and

$$\mathbf{P}_{\alpha} = i \sqrt{\frac{m\omega_0 \hbar}{2}} [a_{\alpha}^{\dagger} - a_{\alpha}] \quad (6)$$

In the language of Dirac's Bra-ket notation the initial and final states of the system can be written as,

$$|i\rangle = |0; \mathbf{k}_i, \epsilon_i\rangle; |f\rangle = |0; \mathbf{k}_f, \epsilon_f\rangle \quad (7)$$

So in our present formalism we are going to use these operators on the state of the system for three different possible situations and calculate the transition probability using Fermi's Golden Rule which is given by,

$$W = \frac{2\pi}{\hbar} \sum_f' \delta(E_i - E_f) \left| \langle f | \mathcal{H}_{interaction} | i \rangle + \sum_I \frac{\langle f | \mathcal{H}_{interaction} | I \rangle \langle I | \mathcal{H}_{interaction} | i \rangle}{E_i - E_I} + \dots \right|^2 \quad (8)$$

### III. ANALYSIS

We stated earlier that there are three possible intermediate states under second order perturbation theory. These states can be represented by three different Feynman diagrams and the matrix elements for each case can be evaluated with the operators defined above. So let's evaluate the matrix elements case by case under dipole approximation by which the exponential term will vanish:

### A. Case 1: Seagull graph

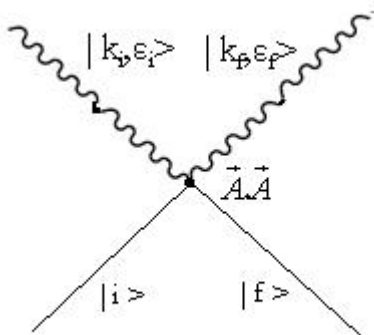


FIG. 1: No Intermediate State (Sea-gull Graph)

For Case-1 a photon with a state  $(\mathbf{k}_f, \vec{\epsilon}_f)$  is emitted instantaneously when the incident photon with a state  $(\mathbf{k}_i, \vec{\epsilon}_i)$  interacts with the harmonic oscillator. The Feynman diagram looks like a sea-gull for this case and actually represents the first term in the Fermi Golden Rule in equation (8). As no photon is being created or annihilated during this process we shall take only the  $\mathbf{A}\cdot\mathbf{A}$  part from the interaction hamiltonian. So, essentially there is no so-called ‘intermediate state’ for this case and under dipole approximation the matrix element is given by,

$$\langle f | \mathcal{H}_{interaction} | i \rangle = \langle f | \frac{e^2}{2mc^2} \mathbf{A}\cdot\mathbf{A} | i \rangle = \langle f | \frac{e^2}{2mc^2} \mathbf{A}_i\cdot\mathbf{A}_f | i \rangle = \frac{2\pi e^2 \hbar}{mcV} \cdot \frac{(\vec{\epsilon}_i\cdot\vec{\epsilon}_f)}{\sqrt{\mathbf{k}_i\mathbf{k}_f}} = \mathcal{M}_1(\text{say}) \quad (9)$$

### B. Case 2: No-Photon Intermediate State

In this case (as depicted by the Feynman diagram) the harmonic oscillator at first absorbs the incident photon with state  $(\mathbf{k}_i, \vec{\epsilon}_i)$  and goes to the first excited state. In this context we should keep in mind that the component of momentum operator along the direction of  $\vec{\epsilon}_i$  should be the only component which survives in the dot product and thereby will play the role to lift the harmonic oscillator up to the first excited state. In this case a photon is created; so the  $\mathbf{P}\cdot\mathbf{A}$  term should be taken into consideration from the interaction hamiltonian. The intermediate state for this case is given by  $|I\rangle = |\vec{p}_{\vec{\epsilon}_i}; 0\rangle$ . Now as a next step the harmonic oscillator will emit a photon with a state  $(\mathbf{k}_f, \vec{\epsilon}_f)$  under the action of  $\mathbf{A}_{\vec{\epsilon}_f}$  and also drops down

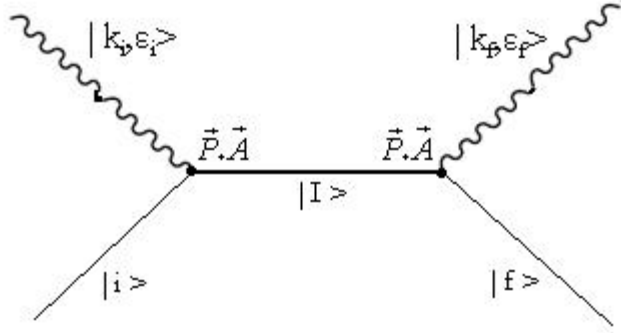


FIG. 2: No-Photon Intermediate State

to ground state under the action of  $\mathbf{P}_{\vec{\epsilon}_i}$ . So we need to take the dot product of these vector operators and  $(\vec{\epsilon}_i \cdot \vec{\epsilon}_f)$  term will appear. Under dipole approximation the matrix elements are given by,

$$\langle I | \mathcal{H}_{interaction} | i \rangle = \frac{-e}{mc} \cdot \langle I | \mathbf{P}_{\vec{\epsilon}_i} \cdot \mathbf{A}_{\vec{\epsilon}_i} | i \rangle = \sqrt{\frac{4\pi}{V} \cdot \frac{e^2 \hbar^2 \omega_0}{4mck_i}} \quad (10)$$

and

$$\langle f | \mathcal{H}_{interaction} | I \rangle = \frac{-e}{mc} \cdot \langle f | \mathbf{P}_{\vec{\epsilon}_f} \cdot \mathbf{A}_{\vec{\epsilon}_f} | I \rangle = \sqrt{\frac{4\pi}{V} \cdot \frac{e^2 \hbar^2 \omega_0}{4mck_f}} \cdot (\vec{\epsilon}_i \cdot \vec{\epsilon}_f) \quad (11)$$

Combining the two terms, the matrix element for case-2 is given by,

$$\frac{\langle f | \mathcal{H}_{interaction} | I \rangle \cdot \langle I | \mathcal{H}_{interaction} | i \rangle}{E_i - E_I} = \frac{\pi e^2 \hbar^2 \omega_0}{mcV} \cdot \frac{(\vec{\epsilon}_i \cdot \vec{\epsilon}_f)}{\sqrt{k_i \cdot k_f}} \cdot \frac{1}{\hbar k_i c - \hbar \omega_0} = \mathcal{M}_2(\text{say}) \quad (12)$$

### C. Case 3: Two-Photon Intermediate state

In this case (as shown in the Feynman diagram) the harmonic oscillator at first emits a photon with state  $(\mathbf{k}_f, \vec{\epsilon}_f)$  and goes to the first excited state. In this context we should keep in mind that the component of momentum operator along the direction of  $\vec{\epsilon}_f$  should be the only component which survives in the dot product and thereby will play the role to lift the harmonic oscillator up to the first excited state. In this case a photon is created; so the  $\mathbf{P} \cdot \mathbf{A}$  term should be taken into consideration from the interaction hamiltonian. The

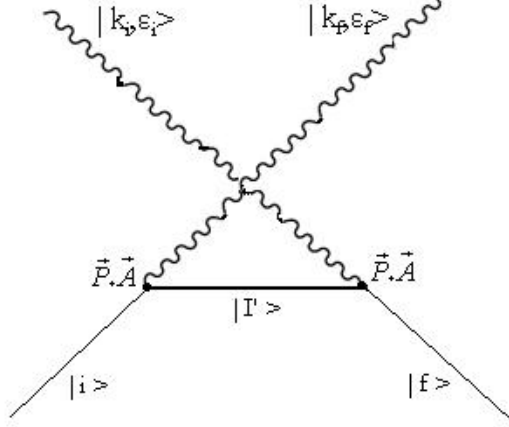


FIG. 3: Two-Photon Intermediate State

intermediate state for this case is given by  $|I'\rangle = |\vec{p}_{\vec{\epsilon}_f}; \mathbf{k}_i, \vec{\epsilon}_i, \mathbf{k}_f, \vec{\epsilon}_f\rangle$ . Now as a next step the harmonic oscillator will absorb the incident photon with state  $(\mathbf{k}_i, \vec{\epsilon}_i)$  under the action of  $\mathbf{A}_{\vec{\epsilon}_i}$  and also drops down to ground state under the action of  $\mathbf{P}_{\vec{\epsilon}_f}$ . So we need to take the dot product of these vector operators and again  $(\vec{\epsilon}_i \cdot \vec{\epsilon}_f)$  term will appear. This case is weird, because conservation of energy is being violated from initial to the intermediate state. We'll come to this point later. Under dipole approximation the matrix elements are given by,

$$\langle I' | \mathcal{H}_{interaction} | i \rangle = \frac{-e}{mc} \cdot \langle I' | \mathbf{P}_{\vec{\epsilon}_f} \cdot \mathbf{A}_{\vec{\epsilon}_f} | i \rangle = \sqrt{\frac{4\pi}{V} \cdot \frac{e^2 \hbar^2 \omega_0}{4mck_f}} \quad (13)$$

and

$$\langle f | \mathcal{H}_{interaction} | I' \rangle = \frac{-e}{mc} \cdot \langle f | \mathbf{P}_{\vec{\epsilon}_f} \cdot \mathbf{A}_{\vec{\epsilon}_i} | I' \rangle = \sqrt{\frac{4\pi}{V} \cdot \frac{e^2 \hbar^2 \omega_0}{4mck_i}} \cdot (\vec{\epsilon}_i \cdot \vec{\epsilon}_f) \quad (14)$$

Combining the two terms, the matrix element for case-3 is given by,

$$\frac{\langle f | \mathcal{H}_{interaction} | I' \rangle \cdot \langle I' | \mathcal{H}_{interaction} | i \rangle}{E_i - E_{I'}} = \frac{\pi e^2 \hbar^2 \omega_0}{mcV} \cdot \frac{(\vec{\epsilon}_i \cdot \vec{\epsilon}_f)}{\sqrt{k_i \cdot k_f}} \cdot \frac{1}{-\hbar k_f c - \hbar \omega_0} = \mathcal{M}_3(\text{say}) \quad (15)$$

#### IV. RESULTS

Collecting the matrix elements from Eq. (9), Eq. (12) and Eq. (15) for each individual cases we can write,

$$\mathcal{M} = \mathcal{M}_1 + \mathcal{M}_2 + \mathcal{M}_3 = \frac{2\pi e^2 \hbar}{mcV} \cdot \frac{(\vec{\epsilon}_i \cdot \vec{\epsilon}_f)}{\sqrt{\mathbf{k}_i \cdot \mathbf{k}_f}} + \frac{\pi e^2 \hbar^2 \omega_0}{mcV} \cdot \frac{(\vec{\epsilon}_i \cdot \vec{\epsilon}_f)}{\sqrt{k_i \cdot k_f}} \cdot \left[ \frac{1}{\hbar k_i c - \hbar \omega_0} - \frac{1}{\hbar k_f c + \hbar \omega_0} \right] \quad (16)$$

Finally combining Eq. (8)) and Eq. (16) we obtain,

$$\frac{dW}{d\Omega} = \frac{e^4}{m^2 c^3 V} \cdot (\vec{\epsilon}_i \cdot \vec{\epsilon}_f)^2 \left[ \frac{1}{1 - \omega_r^2} \right]^2 \quad (17)$$

where  $\omega_r = \frac{\omega_0}{k_f c}$

In order to calculate the scattering cross section for this process we need to divide transition probability per unit time per unit solid angle by the flux density which is  $c/V$  for a single photon. Therefore, the differential cross-section is given by,

$$\frac{d\sigma}{d\Omega} = \frac{e^4}{m^2 c^4} \cdot (\vec{\epsilon}_i \cdot \vec{\epsilon}_f)^2 \left[ \frac{1}{1 - \omega_r^2} \right]^2 \quad (18)$$

Now we need to concentrate on the geometry of scattering in order to evaluate the  $(\vec{\epsilon}_i \cdot \vec{\epsilon}_f)$  term.

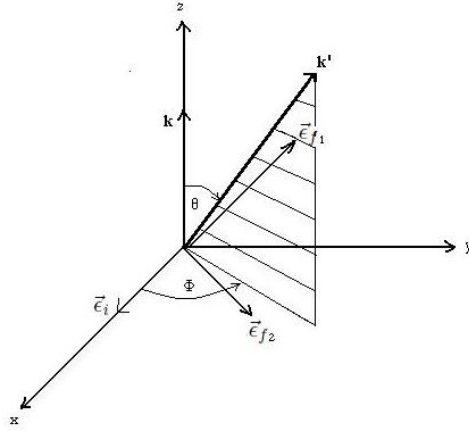


FIG. 4: Geometry of Scattering

As shown in Fig. 4, the  $\vec{\epsilon}_i$  and  $\mathbf{k}$  are taken along x-axis and z-axis respectively. The orientation of  $\mathbf{K}$  is characterized by the spherical coordinate angles  $\theta$  and  $\phi$ . The components of the polarization vector of the scattered photon may be taken along the shaded plane and along the normal to the shaded plane. In this geometry the  $\vec{\epsilon}_f$  is given by,

$$\vec{\epsilon}_{f\alpha} = \begin{cases} (\sin\phi, -\cos\phi, 0) & \text{for } \alpha = 1, \\ (\cos\theta \cos\phi, \cos\theta \sin\phi, -\sin\theta) & \text{for } \alpha = 2. \end{cases} \quad (19)$$

So, combining Eq. (18) and Eq. (19), the differential scattering cross-section is given by,

$$\frac{d\sigma}{d\Omega} = \frac{e^4}{m^2 c^4} \cdot \left[ \frac{1}{1 - \omega_r^2} \right]^2 \cdot \begin{cases} \sin^2\phi & \text{for } \alpha = 1, \\ \cos^2\theta \cos^2\phi & \text{for } \alpha = 2. \end{cases} \quad (20)$$

For initially unpolarized photon the differential cross-section is given by,

$$\left( \frac{d\sigma}{d\Omega} \right)_{unpolarized} = \frac{1}{2} \left[ \frac{d\sigma}{d\Omega} (\phi = 0) + \frac{d\sigma}{d\Omega} \left( \phi = \frac{\pi}{2} \right) \right] \quad (21)$$

The point to be noted at this stage is that even if the initial polarization vector is randomly oriented, the final photon emitted with  $\cos\theta \neq \pm 1$  is polarized. It is remarkable that the polarization of the scattered photon is complete for  $\theta = \frac{\pi}{2}$ . We find then that a completely unpolarized light beam, when scattered through  $90^\circ$ , results in a 100% linearly polarized beam whose polarization vector is normal to the plane determined by  $\mathbf{k}$  and  $\mathbf{k}'$ . Now if the initial photon is polarized, but the scattered photon is unpolarized the differential cross-section can be written as,

$$\left( \frac{d\sigma}{d\Omega} \right)_{\epsilon_i \rightarrow unpolarized} = \frac{e^4}{m^2 c^4} \left[ \frac{1}{1 - \omega_r^2} \right]^2 (\sin^2\phi + \cos^2\theta \cos^2\phi) \quad (22)$$

And, when the initial and final both the photons are not polarized the differential scattering cross-section takes the form,

$$\left( \frac{d\sigma}{d\Omega} \right)_{unpolarized \rightarrow unpolarized} = \frac{1}{2} \frac{e^4}{m^2 c^4} \left[ \frac{1}{1 - \omega_r^2} \right]^2 (1 + \cos^2\theta) \quad (23)$$

Integrating over the whole volume we find the total cross-section for this kind of Rayleigh Scattering as,

$$\sigma_{total} = \frac{8\pi}{3} \frac{e^4}{m^2 c^4} \left[ \frac{1}{1 - \omega_r^2} \right]^2 \quad (24)$$



## V. PHYSICAL INTERPRETATION

### A. Rayleigh's law: Why the sky is blue

Plugging in the value of  $\omega_r$  defined in Eq. (17), we can rewrite Eq. (23) as,

$$\left(\frac{d\sigma}{d\Omega}\right)_{unpolarized \rightarrow unpolarized} = \omega_f^4 \cdot \frac{1}{2} \frac{e^4}{m^2 c^4} \left[ \frac{1}{\omega_f^2 - \omega_0^2} \right]^2 (1 + \cos^2 \theta) \quad (25)$$

where  $\omega_f$  is the frequency of the emitted photon, which is given by,

$$\omega_f = |\mathbf{k}_f| c \quad (26)$$

So, we can see that the scattering cross-section at long wavelength limit, i.e at  $\omega_f \ll \omega_0$ , varies as the inverse fourth power of the wavelength of the emitting photon. This is what is known as *Rayleigh's fourth power law*. It is clearly observed from Eq. (25) that this scattering will be more prominent for shorter wavelengths, i.e, the blue end of the visible spectrum. Therefore the light scattered down to the earth at a large angle with respect to the direction of the sun's light is predominantly in the blue end of the spectrum.

### B. Thomson Scattering

At this stage we can verify our result in the limit of  $\omega_0 \rightarrow 0$  which implies  $\omega_r \rightarrow 0$  for our case. This limit will produce what we call Thomson scattering in which the incident photon energy is much larger than the energy of the scatterer. In this limit Eq. (24) yields,

$$\sigma_{total}^{Thomson} = \frac{8\pi}{3} \frac{e^4}{m^2 c^4} = 6.65 \times 10^{-25} \text{ cm}^2 \quad (27)$$

And this result is perfectly in agreement with experimental verification of Thomson scattering.

## VI. DISCUSSION

The first two cases are quite obvious for this mechanism, but the third case is seemingly absurd at first sight. From mathematical point of view the matrix element does not vanish in case-3 which means there exists a probability to happen this kind of energy violation.

Although the energy is conserved overall in each case. For the third situation the first transition may occur only if the consequent one occurs ensuring the overall energy conservation. But the short term energy violation, which is possible under the formalisms of quantum mechanics, is one of the most important quantum effects which can also be described in terms of Energy-time uncertainty principle and the time for which the intermediate state can exist is also predictable at least within certain limits.

Another important point should be clarified in this regard. Besides the three cases we considered in our analysis there may be a fourth possible situation. The Feynman diagram for that case can be drawn as,

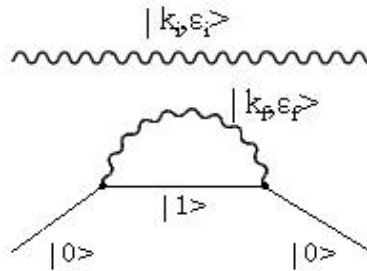


FIG. 5: Loop Feynman Diagram

So, what happening in this case is that the incident photon is not interacting with the harmonic oscillator. The oscillator suddenly lifts up to the first excited state (as if without any reason !) releasing a photon and then absorbs it before going down to the ground state. The reason why this case is not considered because this corresponds to a disconnected Feynman Diagram which cannot describe a scattering process. In general cross-section explodes for cases where loops are formed in the corresponding Feynman Diagram and we require the formalisms of renormalization to evaluate the physically meaningful quantities. So let us investigate this case mathematically in order to understand why renormalization is essential for quantum field theory. Here for simplicity we are going to assume that the direction of momentum of the oscillator in the first excited state is along the direction  $\vec{\epsilon}_f$ . So the state of photon emitted by the oscillator when it goes to the intermediate state from first excited state is  $(\mathbf{k}_f, \vec{\epsilon}_f)$ ; where  $\vec{\epsilon}_f$  is fixed but  $\mathbf{k}_f$  may take any value between  $-\infty$  to  $+\infty$ . It essentially means that if we want to consider this case, we have to integrate over

this entire range of  $\mathbf{k}_f$ . The matrix element for this case is given by,

$$\sum_{I''} \frac{\langle f | \mathcal{H}_{interaction} | I'' \rangle \cdot \langle I'' | \mathcal{H}_{interaction} | i \rangle}{E_i - E_{I''}} = \sum_{k_f} \frac{\pi e^2 \hbar^2 \omega_0}{mcV k_f} \cdot \frac{1}{-\hbar k_f c - \hbar \omega_0} = \mathcal{M}_4(\text{say}) \quad (28)$$

Changing the summation to integral, we obtain,

$$\mathcal{M}_4 = -\frac{\pi e^2 \hbar \omega_0}{mcV} \cdot \frac{V}{(2\pi)^3} \cdot \int d\Omega \int_0^\infty \frac{k_f}{ck_f + \omega_0} dk_f \quad (29)$$

Now as we can see from Eq. (29), the last integral  $\int_0^\infty \frac{k_f}{ck_f + \omega_0} dk_f$  blows off and gives rise to a divergence for the matrix element  $\mathcal{M}_4$ . This was an embarrassing situation for the field theorists in the middle of the last century and it involved some of the most brilliant minds at that time to resolve this problem extracting a meaningful physics out of these infinities. This was in fact the birth of a new era in quantum field theory what is known today as ‘Renormalization’.

### A. Special Comments

We should mention here that for simplicity we have taken two assumptions in our problem. The first is that we restricted the intermediate state of the harmonic oscillator to be the first excited state only. In other words we neglected all the higher excited states except the first one for the oscillator. And secondly, we adopted a dipole approximation for which the exponential term has been taken to be exactly equal to unity. These two assumptions are effectively complementary to each other. If we would have not taken the dipole approximation the matrix element  $\mathcal{M}_4$  would not diverge due to the presence of exponential terms. It does not mean that our treatment is inherently renormalizable. Because we also had a second assumption which limits the oscillator between the ground state and the first excited state. If we release this constraint and thereby allow the oscillator to go to any state it wants, the matrix element  $\mathcal{M}_4$  would again diverge and thus it requires renormalization. So these two assumptions do not spoil the generality of the problem anyway but provide a very good workable environment counterbalancing each other in some sense without any inconsistency in physical interpretation.

## Acknowledgments

The author would like to acknowledge Prof. Kanzo Nakayama for his valuable comments.

---

\* Electronic address: [jghosh@physast.uga.edu](mailto:jghosh@physast.uga.edu)

<sup>1</sup> J.J.Sakurai, *Modern Quantum Mechanics* (Addison-Wesley Publishing Company, 1982).

<sup>2</sup> J.J.Sakurai, *Advanced Quantum Mechanics* (Addison-Wesley Publishing Company, 1982).