

# ON BINOMIAL SUMMATIONS AND A GENERALISED QUANTUM SWAP GATE

COLIN WILMOTT AND PETER WILD

ABSTRACT. We give a quantum gate construction - composed entirely from incidents of the CNOT gate - that generalises the qubit SWAP gate to higher dimensions. This new construction is more regular than and is an improvement on the WilNOT quantum gate construction.

## 1. INTRODUCTION

It is becoming increasingly evident that much effort continues to be made into finding optimal quantum circuits in the sense that for the given gate library there is no smaller circuit that achieves the same task. A reason for this concerted effort is primarily due to quantum error which is called decoherence. While a quantum computer is predicated on the undisturbed evolution of quantum coherences, decoherence represents a major and unavoidable problem for the practical realisation of quantum computers as it describes the error state of a quantum computer which is introduced through the interaction of system and environment. As with classical computations, the properties of experimentally realisable quantum gates influence the execution time of quantum algorithms. It is therefore advantageous to ensure a minimal use of computational resources to limit execution time and exposure to the quantum environment. Thus, a minimal use of computational resources serves to cap the total decohering time delivered by the execution of quantum gates.

While universality of quantum gate constructions is a key concern, researchers now focus on searching for universal  $n$ -qubit gates that contain fewest uses of CNOT gates (Bergholm *et al.* (2004, 2005), Sedlák M and Plesch (2004), Shende *et al.* (2006)). This is because the cost of experimentally realising a CNOT gate exceeds the cost associated to single qubit gates (Bergholm *et al.* (2004)). Consequently, construction of quantum circuits that minimise the use of CNOT gates are important from the point of view of execution time of the corresponding quantum algorithm which is positively correlated with the decohering time of the circuit. Among universal designs for two-qubit quantum gates there are those containing six, four and three CNOT gates (Bergholm *et al.* (2004), Vatan and Williams (2004), Vidal and Dawson (2004)). However, characterising the exact CNOT complexity of an arbitrary  $n$ -qubit operation and constructing the corresponding efficient quantum circuit is seen as an ambitious task, even by numerical analysis (Vidal and Dawson (2004)), but researchers have done considerable work optimising their constructions (Nielsen (2005)). In particular, Vatan and Williams (2004) give a quantum circuit construction for a general two-qubit operation that requires at most three CNOT

---

*Electronic address:* cmwilmott@maths.ucd.ie.

*Electronic address:* P.Wild@rhul.ac.uk.

gates and fifteen one-qubit gates and show that their construction is optimal. Crucial to in securing this result is the demand that quantum circuits for the two-qubit SWAP gate composed using CNOT gates requires at least three such gates - to show the correctness of this claim, Vatan and Williams utilize the notion of entangling power introduced by Zanardi *et al.* (2000). Importantly, a scheme to realise the quantum SWAP gate qubits was presented by Liang and Li where it is maintained that experimentally realising the quantum SWAP gate is a necessary condition for the networkability of quantum computation (Liang and Li (2005)).

Although universal two-qubit circuits with fewest uses of CNOT gates are known, the three-qubit Toffoli gate is known to require at most six CNOT gates (Nielsen and Chuang (2000)) but only five CNOT gates have been shown to be necessary (Vidal and Dawson (2004)); see also references therein. Constructing a quantum circuit for a given  $n$ -qubit operation is seen as an important task for the complete networkability of quantum computation. Unfortunately, the efficiency of universal designs that accomplish this task is often known for the worst case of  $n$ -qubit operators. Although, the asymptotic number of CNOT gates used by Barenco's decomposition to implement any  $n$ -qubit operation is  $O(n^3 4^n)$  (Sedlák and Plesch (2004)), it is believed that there are interesting operations which might require a polynomial number of CNOT gates.

Devising quantum gate constructions that extend to  $n$ -qubits remains an open problem. Furthermore, it is believed that the study of quantum circuit minimisation and generalisation of qubit circuit architectures to qudit circuit architectures will require different construction techniques than those presently known. There is another direction in which this problem may be taken. This is the generalisation from using qubit gates to using qudit gates for circuit design. To this end, a geometric approach to quantum circuit minimisation has been put forward by Nielsen (2005) that seeks to find the length of a minimal geodesic with respect to a suitable Finsler metric. A striking feature of this approach is that once an initial position and velocity of the geodesic are determined the remainder of the geodesic can be completely evaluated by a second order differential equation. This is in contrast with the usual case of classical and quantum circuitry design where part of a circuit does not aid the complete design.

Considering quantum network designs within the qudit setting taken with new approaches to circuitry design ought to be merit in itself. Therefore, a question that remains is whether a generalised SWAP gate for higher dimensional quantum systems can be completely and optimally constructed from uses of a generalised CNOT gate. Should this be the case then such a construction may be a cornerstone in the networkability of quantum computers based on qudits.

## 2. PRELIMINARIES

Given an arbitrary finite alphabet  $\Sigma$  of cardinality  $d$ , we process quantum information by specifying a state description of a finite dimension quantum space, in particular, the state description of the Hilbert space  $\mathbb{C}^d$ . While the state of an  $d$ -dimensional Hilbert space can be more generally expressed as a linear combination of basis states  $|\psi_i\rangle$ , we write each orthonormal basis state of the  $d$ -dimensional Hilbert space  $\mathbb{C}^d$  to correspond with an element of  $\mathbb{Z}_d$ . In this context the basis  $\{|0\rangle, |1\rangle, \dots, |d-1\rangle\}$  is referred to as the *computational basis*. Therefore, a state  $|\psi\rangle$  of  $\mathbb{C}^d$  is given by  $|\psi\rangle = \sum_{i=0}^{d-1} \alpha_i |i\rangle$ , where  $\alpha_i \in \mathbb{C}$  and  $\sum_{i=0}^{d-1} |\alpha_i|^2 = 1$ . A qudit

describes a state in the Hilbert space  $\mathbb{C}^d$ , and the state space of an  $n$ -qudit state is the tensor product of the basis states of the single system  $\mathbb{C}^d$ , written  $\mathcal{H} = (\mathbb{C}^d)^{\otimes n}$ , with corresponding orthonormal basis states given by  $|i_1\rangle \otimes |i_2\rangle \otimes \cdots \otimes |i_n\rangle = |i_1 i_2 \dots i_n\rangle$ , where  $i_j \in \mathbb{Z}_d$ . The general state of a qudit in the Hilbert space  $\mathcal{H}$  is then written

$$(2.1) \quad |\psi\rangle = \sum_{(i_1 i_2 \dots i_n) \in \mathbb{Z}_d^n} \alpha_{(i_1 i_2 \dots i_n)} |i_1 i_2 \dots i_n\rangle,$$

where  $\alpha_{(i_1 i_2 \dots i_n)} \in \mathbb{C}$  and  $\sum |\alpha_{(i_1 i_2 \dots i_n)}|^2 = 1$ . The qudit representation of a quantum state provides a natural mechanism by which quantum computations can be implemented. That such a computation is made possible initially lies with the notion of state signature. In particular, the correspondence of quantum information  $\alpha_k$  with a computational qudit basis element  $|k\rangle$  and the subsequent genesis of the quantum state  $\sum_{k=0}^{d-1} \alpha_k |k\rangle$  in the Hilbert space  $\mathbb{C}^d$ . Such a correspondence between information and a Hilbert space representation is prerequisite to quantum computation since the successful transmission of any information state is predicated on encoding the basis states associated with the quantum information elements rather than the information itself.

Let  $\mathcal{H}_A$  and  $\mathcal{H}_B$  be two  $d$ -dimensional Hilbert spaces with bases  $|i\rangle_A$  and  $|i\rangle_B$ ,  $i \in \mathbb{Z}_d$  respectively. Let  $|\psi\rangle_A$  denote a pure state of the quantum system  $\mathcal{H}_A$ . Similarly, let  $|\phi\rangle_B$  denote a pure state of the quantum system  $\mathcal{H}_B$  and consider an arbitrary unitary transformation  $U \in U(d^2)$  acting on  $\mathcal{H}_A \otimes \mathcal{H}_B$ . Let  $U_{\text{CNOT}}$  denote a controlled-NOT (CNOT) gate that has qudit  $|\psi\rangle_A$  as the control qudit and  $|\phi\rangle_B$  as the target qudit; then

$$(2.2) \quad U_{\text{CNOT}} |m\rangle_A \otimes |n\rangle_B = |m\rangle_A \otimes |n \oplus m\rangle_B, \quad m, n \in \mathbb{Z}_d$$

where  $i \oplus j$  denotes modulo  $d$  addition.

### 3. A GENERALISED QUANTUM SWAP GATE CONSTRUCTION

Let us consider a set of  $d$  qudit quantum systems, the first system  $\mathcal{A}_0$  prepared in the state  $|e_0\rangle_0$ , the second system  $\mathcal{A}_1$  prepared in the state  $|e_1\rangle_1$  and so forth, with the final system  $\mathcal{A}_{d-1}$  prepared in the state  $|e_{d-1}\rangle_{d-1}$ . We ask whether or not it is possible to construct a network to implement a generalised SWAP gate so that in the output of the network the system  $\mathcal{A}_0$  is in the state  $|e_1\rangle_0$ , the system  $\mathcal{A}_1$  is in the state  $|e_2\rangle_1$  and so forth, until the system  $\mathcal{A}_{d-1}$  is in the state  $|e_0\rangle_{d-1}$  where  $e_0, \dots, e_{d-1} \in \{0, \dots, d-1\}$ . To this end, we give the following.

**3.1. The Construction.** Let  $k$  and  $l$  be positive integers. For non-negative integers  $j$ , let us consider the function  $f(j) = \binom{j}{k} \bmod l$  and note that  $f(j)$  is a cyclic function of  $j$ . We use the periodic property of this function to study the computational problem associated with the construction of a generalised SWAP gate for quantum systems over dimensions  $d$ . In particular, we will relate the binomial summation  $a_j = \sum_{i=0}^{j/d} \binom{j-(d-1)i}{i} \bmod d$  to a quantum network for a quantum gate, where such a network is constructed from the periodic application of CNOT gates connecting adjacent systems of the network.

Fig. 1 illustrates such a quantum network for 4-dimensional quantum states. The diagram shows the sequence of CNOT gates of the network. The columns of the array on integers (modulo 4) describe the states of the target systems after

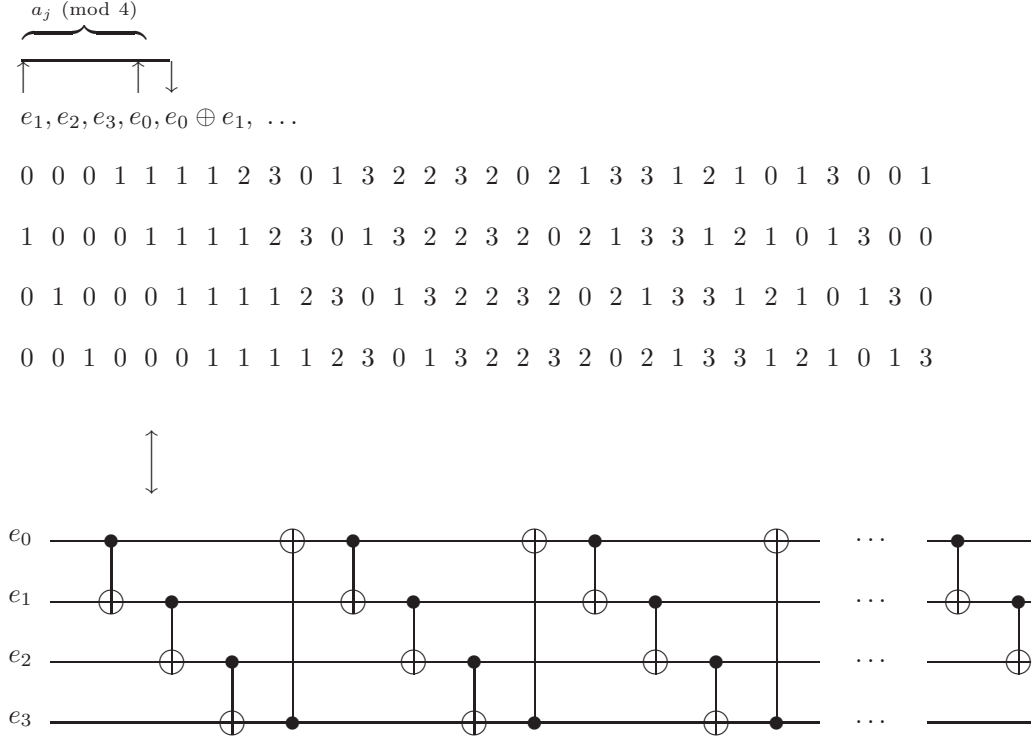


FIGURE 1. Binomial summation network construction over dimension 4.

the corresponding CNOT gates have been applied, so the arrow indicates the correspondence between the system  $\mathcal{A}_1$  being in the state  $|e_0 + e_1\rangle_1$ , where  $e_0 + e_1$  is calculated modulo 4, and the application of the first CNOT gate. The sum  $e_0 + e_1$  may be represented as the dot product of the row vector  $e_0, e_1, e_2, e_3$  and the corresponding column  $(1, 1, 0, 0)^T$ . Thus the array of integers modulo 4 has rows indexed by  $\{0, 1, 2, 3\}$  and columns indexed by time  $t = -3, -2, -1, 0, 1, 2, 3, \dots$  such that column  $t = 4s + j$  with  $j \in \{0, 1, 2, 3\}$  corresponds to system  $\mathcal{A}_j$ . We denote the entries in the array by  $b_{it}$ , where  $i \in \{0, 1, 2, 3\}$ , and  $t = -3, -2, -1, 0, 1, 2, 3, \dots$ . Putting  $a_t = \sum_{i=0}^3 e_1 b_{it}$ ,  $t = -3, -2, -1, 0, 1, 2, 3, \dots$ , then, for  $t = 4s + j$  with  $j \in \{0, 1, 2, 3\}$ , the state of the system  $\mathcal{A}_j$  is  $|a_{4s+j}\rangle_j$  -  $\mathcal{A}_j$  has been the target of  $s + (1 - \delta_{0j})$  CNOT gates. In general, for a network of  $d$  systems of dimension  $d$ , the periodic arrangement of CNOT gates with control system  $\mathcal{A}_j$  and target system  $\mathcal{A}_{j+1}$  for  $j = 0, \dots, d-1$ , where  $j+1 = 0$  for  $j = d-1$ , means that the sequence  $(a_t)$ , where  $|a_{ds+j}\rangle_j$  is the state of system  $\mathcal{A}_j$  at time  $t = ds + j$  with  $j \in \{0, \dots, d-1\}$  and  $\mathcal{A}_j$  has been the target of  $s + (1 - \delta_{0j})$  CNOT gates, satisfies the recurrence  $a_{t+d} = a_{t+d-1} + a_t$  for all  $t \geq -d + 1$ , since the CNOT gate replaces the state  $|a_{ds+j}\rangle_j$  of  $\mathcal{A}_j$  with  $|a_{d(s+1)+j}\rangle_j = |a_{ds+j} + a_{d(s+1)+j-1}\rangle_j$ . With initial

states  $|a_{-d+1}\rangle_1 = |e_1\rangle_1, \dots, |a_{-1}\rangle_{d-1} = |e_{d-1}\rangle_{d-1}, |a_0\rangle_0 = |e_0\rangle_0$  the terms of the sequence  $(a_t)$  may be written as  $a_t = \sum_{i=0}^{d-1} e_i b_{it}$  for sequences  $(b_{it})$  which satisfy the recurrences  $b_{i(t+d)} = b_{i(t+d-1)} + b_{it}$ ,  $i = 0, \dots, d-1$ . Indeed

$$\begin{aligned} a_{t+d-1} + a_t &= \sum_{i=0}^{d-1} e_i b_{i(t+d-1)} + \sum_{i=0}^{d-1} e_i b_{it} \\ (3.1) \qquad \qquad &= \sum_{i=0}^{d-1} e_i (b_{i(t+d-1)} + b_{it}) \end{aligned}$$

and

$$(3.2) \qquad \qquad a_{t+d} = \sum_{i=0}^{d-1} e_i b_{i(t+d)}.$$

We also note that, for  $i = 0, \dots, d-2$ , the sequence  $(b_{it})$  is a translate of the sequence  $(b_{(i+1)t})$  by 1 place. Indeed these sequences are all translates of one another. We begin by considering the solution of the recurrence relation  $a_{(t+d)} = a_{t+d-1} + a_t$ . This turns out to be  $a_t = \sum_{i=0}^{t/d} \binom{t-(d-1)i}{i}$ .

**Lemma 3.1.** (*Rosen (2000)*)  $\binom{x}{i} + \binom{x}{i+1} = \binom{x+1}{i+1}$ .

**Lemma 3.2.** *Let  $d$  be a positive integer. The sequence  $(a_n)$  defined by  $a_n = \sum_{i=0}^{n/d} \binom{n-(d-1)i}{i}$  satisfies the recurrence relation  $a_{n+d} = a_{n+d-1} + a_n$  with initial conditions  $a_0 = \dots = a_{d-1} = 1$ .*

*Proof:* Clearly the sequence  $(a_n)$  as defined satisfies  $a_0 = \dots = a_{d-1} = 1$ . Let  $l$  be a non-negative integer and let  $m \in \{0, \dots, d-1\}$ . Then

$$(3.3) \qquad \qquad a_{ld+m} = \sum_{i=0}^l \binom{(l-i)d+m+i}{i},$$

and

$$\begin{aligned} a_{ld+m+d-1} = a_{(l+1)d+m-1} &= \sum_{i=0}^{l+1} \binom{(l+1-i)d+m+i-1}{i} \\ &= 1 + \sum_{i=1}^{l+1} \binom{(l+1-i)d+m+i-1}{i} \\ (3.4) \qquad \qquad &= 1 + \sum_{i=0}^l \binom{(l-i)d+m+i}{i+1}. \end{aligned}$$

Hence, by lemma 3.1, we have

$$\begin{aligned}
a_{ld+m} + a_{ld+m+d-1} &= 1 + \sum_{i=0}^l \binom{(l-i)d+m+i+1}{i+1} \\
&= 1 + \sum_{i=1}^{l+1} \binom{(l+1-i)d+m+i}{i} \\
&= \sum_{i=0}^{l+1} \binom{(l+1-i)d+m+i}{i} \\
(3.5) \qquad \qquad \qquad &= a_{(l+1)d+m}
\end{aligned}$$

as required.

The solution sequence  $(a_j)$  is periodic since the recurrence relation is reversible and the sequence must repeat as soon as  $d$  consecutive terms, of which there are only finitely many possibilities, are repeated. To determine the period of this sequence we need some combinatorial results.

**Lemma 3.3.** (*Rosen (2000)*)  $\sum_{i=0}^k \binom{j+i}{i} = \binom{j+k+1}{k}$  for all  $j \geq 0$ .

**Lemma 3.4.** Let  $p$  be prime and let  $j \geq -1$ . Then for  $j = p-1 \pmod{p}$ , we have  $\binom{p+j}{p-1} = 1 \pmod{p}$  and for  $j = 0, \dots, p-2 \pmod{p}$ , we have  $\binom{p+j}{p-1} = 0 \pmod{p}$ .

*Proof:* Let us write  $\binom{p+j}{p-1}$  as a quotient of factorials, and consequently, we have it that  $\binom{p+j}{p-1} = \frac{(p+j)(p+j-1)\dots(p)}{(j+1)!}$ . Since there is a multiple of  $p$  in the numerator not cancelled by a factor in the denominator except when  $j = p-1 \pmod{p}$ , the result follows.

**Theorem 3.5.** (*Lu and Tsai (2000)*) Let  $p$  be a prime number and let  $a$ , and  $k$  be any positive integers. The integer function  $\binom{j}{k}$  modulo  $p^a$  for  $j \geq k$  has the cycle length  $p^{a+e}$  where  $e = \lfloor \log_p k \rfloor$ .

We now determine the period of the solution sequence  $(a_j)$  when  $d$  is prime.

**Theorem 3.6.** Let  $d$  be a prime and consider the sequence  $(a_j)$  defined by  $a_j = \sum_{i=0}^{j/d} \binom{j-(d-1)i}{i} \pmod{d}$ . Then  $(a_j)$  has the cycle length  $d^2 - 1$ .

*Proof:* The sequence  $(a_j)$  satisfies the recurrence  $a_{j+d} = a_{j+d-1} + a_j$  for all  $j$ . Since  $a_0 = a_1 = \dots = a_{d-1} = 1$ , it is sufficient to show that  $a_{d^2-1} = 1, a_{d^2-2} = 0, \dots, a_{d^2-d} = 0$ . This implies that  $a_{j+d^2-1} = 1$  for  $j = 0, \dots, d-1$ , and so  $a_{j+d^2-1} = a_j$  for all  $j \geq 0$ . Now, for  $j = 0, \dots, d-2$ ,

$$\begin{aligned}
a_{j+d^2-d} &= \sum_{i=0}^{\frac{j+d^2-d}{d}} \binom{j+d^2-d-(d-1)i}{i} \\
(3.6) \qquad \qquad \qquad &= \sum_{i=0}^{d-1} \binom{j+i}{i}.
\end{aligned}$$

By lemma 3.3,

$$(3.7) \quad \begin{aligned} \sum_{i=0}^{d-1} \binom{j+i}{i} &= \binom{j+d}{d-1} \pmod{d} \\ &= \begin{cases} 0 \pmod{d} & \text{for } 0 \leq j < d-1 \\ 1 \pmod{d} & \text{for } j = d-1. \end{cases} \end{aligned}$$

Thus the period divides  $d^2 - 1$ . Next, we show that  $P_a = d^2 - 1$  is the smallest cycle length. For  $i = 0$ ,  $\binom{j-(d-1)i}{i} = 1$  for all  $j \geq 0$ . Let  $i$  be such that  $1 \leq i < \frac{d^2-1}{d}$ . Then the sequence  $(c_j)$  with  $c_j = \binom{j-(d-1)i}{i}$  satisfies  $c_j = 0$  for  $j = 0, \dots, di - 1$  and  $c_j = 1$  for  $j = di$  and is periodic with period  $d$  for  $j \geq di$  by Theorem 3.5. Thus,  $a_{ld} = l + 1$  for  $l = 0, \dots, d-1$ . Now, any  $d$  consecutive terms of  $a_0, \dots, a_{d^2-1}$  includes a term  $a_{ld}$  for some  $l$  and thus there cannot be  $d-1$  consecutive 0 and one 1 until the terms from  $d^2 - d$  to  $d^2 - 1$ . This establishes the result.

Since the cycle length  $d^2 - 1$  is coprime to  $d$ , note that at the completion of a cycle the states of the system will be cycled round. In fact, as  $d^2 - 1 = d - 1 = -1 \pmod{d}$  they are shifted by one position and the network implements the SWAP gate - system  $\mathcal{A}_0$  will be in the state  $|e_1\rangle_0$ , the initial state of  $\mathcal{A}_1$ ,  $\mathcal{A}_1$  will be in the state  $|e_2\rangle_1, \dots, \mathcal{A}_{d-1}$  will be in the state  $|e_0\rangle_{d-1}$ . This can be seen by the following argument. Since the sequences  $(b_{it})$ ,  $i = 0, \dots, d-1$ , have cycle length  $d^2 - 1$ , we have  $(b_{0t}, \dots, b_{(d-1)t})$  equal to:  $(0, 1, 0, \dots, 0)$  for  $t = d^2 - d$  corresponding to system  $\mathcal{A}_0$ ;  $(0, 0, 1, 0, \dots, 0)$  for  $t = d^2 - d + 1$  corresponding to system  $\mathcal{A}_1$ ;  $\dots$ ;  $(0, \dots, 0, 1)$  for  $t = d^2 - 2$  corresponding to system  $\mathcal{A}_{d-2}$ ;  $(1, 0, \dots, 0)$  for  $t = d^2 - 1$  corresponding to system  $\mathcal{A}_{d-1}$ .

Now let us consider the prime power dimension  $d = p^m$  with  $p$  prime and let us further consider the family of binomial summations  $\sum_{i=0}^{j/p^m} \binom{j-(p^m-1)i}{i}$ . We conjecture that the cycle length of the integer sequence  $(a_j)$  for  $a_j = \sum_{i=0}^{j/p^m} \binom{j-(p^m-1)i}{i} \pmod{p^m}$  is  $p^{m-1}(p^{2m} - 1)$ ; see Table 1. Note that if this conjecture is true then since  $\gcd(p^m, p^{m-1}(p^{2m} - 1)) = p^{m-1} \neq 1$ , the network does not produce a SWAP gate when  $m > 1$ . Although at the end of a cycle the systems are shifted round, they are shifted  $p^{m-1}$  places and the systems return to their original states after  $p$  applications of the network. Thus, the network provides a cyclic swap on each of  $p^{m-1}$  groups of  $p$  systems, the systems of a group have indices congruent modulo  $p^{m-1}$ . What distinguishes this network from  $p^{m-1}$  copies of the SWAP network for  $d = p$  is that in this larger network the systems that are swapped do not directly interact through a CNOT gate.

We turn to the problem of determining the cycle length of the sequence  $(a_j)$  for  $d = p^m$ , ( $m > 1$ ). We have it that over such dimensions the sequence  $(a_j)$  satisfies the recurrence  $a_{j+p^m} = a_{j+p^{m-1}} + a_j$  for all  $j$ . Since  $a_0 = a_1 = \dots = a_{p^m-1} = 1$  by definition, it is sufficient to show that  $a_{p^{m-1}(p^{2m}-1)} = 1$  and  $a_{p^{m-1}(p^{2m}-1)-j}$  vanishes for  $j = 1, \dots, p^m - 1$ . It then follows that  $a_{p^{m-1}(p^{2m}-1)+j} = 1$  for  $j = 0, \dots, p^m - 1$ . Considering this problem, we seek a closed form expression for the integer sequence  $a_j = \sum_{i=0}^{j/p^m} \binom{j-(p^m-1)i}{i}$ . We outline the approaches we have taken.

Firstly, following the approach for  $d = p$ , we find that

$$\begin{aligned}
a_{p^{m-1}(p^{2m}-1)-j} &= \sum_{i=0}^{p^{2m-1}-1} \binom{p^{m-1}(p^{2m}-1)-j-(p^m-1)i}{i} \bmod p^m \\
&= \sum_{i=0}^{p^{2m-1}-1} \binom{(p^m-1)(p^{2m-1}+p^{m-1}-i)-j}{i} \bmod p^m \\
&= \sum_{i=0}^{p^{2m-1}-1} \binom{(p^m-1)(p^{m-1}-i)-j}{i} \bmod p^m \\
(3.8) \qquad &= \sum_{i=0}^{p^{2m-1}-1} \binom{(1-p^m)i-p^{m-1}-j}{i} \bmod p^m.
\end{aligned}$$

We ask if there exists a combinatorial approach which illustrates that the sum  $\sum_{i=0}^{p^{2m-1}-1} \binom{(1-p^m)i-p^{m-1}-j}{i} \bmod p^m$  equals 1 for  $j = 0$  and vanishes for  $j = 1, \dots, p^m - 1$ . On the other hand, many combinatorial problems have been resolved through the theory of hypergeometric series (Petkovsek *et al.*). A hypergeometric series  $\sum_{k \geq 0} t_k$  is one in which  $t_0 = 1$  and the ratio of two consecutive terms is a rational function of the summation index. The process of identifying a given hypergeometric series by writing the series in the standard  ${}_pF_q[\cdot]$  may aid a simple closed form for the series by comparing it with the library of closed forms associated with hypergeometric series listed in Petkovsek *et al.*. Interestingly, the sequence  $(a_j)$  can be identified as a hypergeometric series of the form

$$(3.9) \quad {}_pF_{p^m-1} \left[ \begin{matrix} \frac{-j}{p^m}, & \frac{-j+1}{p^m}, & \dots, & \left( \frac{-j+p^m-1}{p^m} \right) \\ \frac{-j}{p^m-1}, & \frac{-j+1}{p^m-1}, & \dots, & \frac{-j+p^m-2}{p^m-1} \end{matrix} ; -\frac{(p^m)^{p^m}}{(p^m-1)^{p^m-1}} \right].$$

Unfortunately, the library of closed forms listed in Petkovsek *et al.* does not provide a closed form for the sum  $\sum_{i=0}^{j/p^m} \binom{j-(p^m-1)i}{i}$ . Instead we consider the following approach for evaluating the closed form of the binomial summation  $a_j = \sum_{i=0}^{j/p^m} \binom{j-(p^m-1)i}{i} \bmod p^m$ .

Let  $A(z)$  be the power series  $\sum_{j \geq 0} a_j z^j$  and denote by  $[z^j]A(z)$  the coefficient of  $z^j$  in  $A(z)$ ; thus  $[z^j]A(z) = a_j$ . Now we determine the *generating function* for  $A(z)$ . A generating function is a clothesline on which we hang up a sequence of numbers for display (Wilf). In particular, the  $j$ th term of the sequence  $(a_j)$  is the coefficient of  $z^j$  in the expansion of its generating function as a power series. To find the generating function associated the sequence  $(a_j)$ , we first note that the sequence  $(a_j)$  satisfies the recurrence relation

$$(3.10) \quad a_j = \begin{cases} 0 & \text{if } j < 0 \\ 1 & \text{if } j = 0, \dots, p^m - 1 \\ a_{j-1} + a_{j-p^m} & \text{otherwise.} \end{cases}$$

This recurrence relation can be expressed as the single equation

$$(3.11) \quad a_j = a_{j-1} + a_{j-p^m} + [j = 0]$$



where  $[j = 0]$  adds 1 when  $j = 0$ . To demonstrate the generating function for  $A(z)$ , we multiply both sides of (3.11) by  $z^j$  and sum over  $j$ . Thus, we find

$$\begin{aligned}
\sum_{j=0}^{\infty} a_j z^j &= \sum_{j=0}^{\infty} a_{j-1} z^j + \sum_{j=0}^{\infty} a_{j-p^m} z^j + \sum_{j=0}^{\infty} [j = 0] z^j \\
&= \sum_{j=0}^{\infty} a_j z^{j+1} + \sum_{j=0}^{\infty} a_j z^{j+p^m} + 1 \\
(3.12) \qquad &= z \sum_{j=0}^{\infty} a_j z^j + z^{p^m} \sum_{j=0}^{\infty} a_j z^j + 1.
\end{aligned}$$

Consequently, the generating function for  $A(z)$  is given by  $1/(1 - z - z^{p^m})$ . We can restate our problem to find a closed form for  $A(z)$ , and thus evaluate  $[z^j]A(z)$ . We use the following result from Graham *et al.* (1994).

**Lemma 3.7.** (Graham *et al.* (1994))  $\frac{1}{(1-\alpha z)^{i+1}} = \sum_{n=0}^{\infty} \binom{i+n}{i} \alpha^n z^n$ .

We seek  $[z^j]A(z) = [z^j]1/(1 - z - z^{p^m})$ . Consider the series,

$$(3.13) \qquad 1/(1 - \alpha z)^{i+1} = \sum_{j=0}^{\infty} \binom{i+j}{i} \alpha^j z^j,$$

and further consider a finite sum of such series

$$(3.14) \qquad S(z) = \frac{\beta_1}{(1 - \alpha_1 z)^{i_1+1}} + \cdots + \frac{\beta_N}{(1 - \alpha_N z)^{i_N+1}}.$$

Then  $[z^j]S(z)$  is the finite sum of coefficients given by

$$(3.15) \qquad [z^j]S(z) = \beta_1 \binom{i_1+j}{i_1} \alpha_1^j + \cdots + \beta_N \binom{i_N+j}{i_N} \alpha_N^j.$$

Let  $A(z) = \frac{1}{B(z)}$  where  $B(z) = 1 - z - z^{p^m}$ . We now show that  $B(z)$  has distinct roots. Let us suppose that  $B(z)$  has a set of repeated roots. Then, we have it that  $B(z)$  and  $B'(z)$  share a set of common roots. Since  $B'(z) = -1 - p^m(z)^{p^m-1}$ , it follows that a repeated root  $\alpha$  satisfies  $B'(\alpha) = -1 - p^m(\alpha)^{p^m-1} = 0$ , and consequently,  $\alpha^{p^m-1} = -1/p^m$ . Whence,  $\alpha^{p^m} = -\alpha/p^m$ . Furthermore, as  $B(\alpha)$  vanishes, we have it that  $1 - \alpha + \alpha/p^m = 0$ , or equivalently,  $1 - \alpha(1 - 1/p^m) = 0$  from which we deduce  $\alpha = p^m/(p^m - 1)$  to be the only candidate for a repeating root. Therefore,  $\alpha = p^m/(p^m - 1)$  should satisfy the equation  $\alpha^{p^m-1} = -1/p^m$ , as a consequence of being a root of  $B'(z)$ . That is  $\frac{(p^m)^{p^m-1}}{(p^m-1)^{p^m-1}} = \frac{-1}{p^m}$ . Now  $(p^m)^{p^m} \equiv 0 \pmod{p}$  while  $-(p^m - 1)^{p^m-1} \equiv -1 \pmod{p}$  implies that  $\alpha = p^m/(p^m - 1)$  is not a root of  $B'(z)$ . Therefore,  $B(z)$  has distinct roots.

Now writing  $B(z)$  in the form  $(z - b_1) \cdots (z - b_{p^m})$ , and taking reciprocals  $\alpha_k$  of  $b_k$ ,  $k = 1, \dots, p^m$ , we establish a correspondence with the polynomial  $(1 - \alpha_1 z) \cdots (1 - \alpha_{p^m} z)$ . Thus,  $A(z) = 1/((1 - \alpha_1 z) \cdots (1 - \alpha_{p^m} z))$  may take the form  $\beta_1/(1 - \alpha_1 z) + \cdots + \beta_{p^m}/(1 - \alpha_{p^m} z)$ , for some  $\beta_l$ ,  $l = 1, \dots, p^m$ . Note  $1/(1 - \alpha z)$  is a special case of Lemma 3.7 with  $i = 0$ .

**Theorem 3.8.** *We claim that*

$$(3.16) \qquad [z^j]A(z) = \sum_{l=1}^{p^m} \beta_l \alpha_l^j,$$

where  $\beta_l = -\alpha_l/B'(1/\alpha_l)$ .

*Proof:*

$$(3.17) \quad \lim_{z \rightarrow 1/\alpha_l} (z - 1/\alpha_l)A(z) = \lim_{z \rightarrow 1/\alpha_l} (z - 1/\alpha_l)S(z),$$

where  $S(z)$  is the special case of equation 3.15 with  $i_l = 0$ . Now, it follows that

$$(3.18) \quad \begin{aligned} \lim_{z \rightarrow 1/\alpha_l} (z - 1/\alpha_l)A(z) &= \lim_{z \rightarrow 1/\alpha_l} (z - 1/\alpha_l) \frac{1}{B(z)} \\ &= \lim_{z \rightarrow 1/\alpha_l} \frac{z - 1/\alpha_l}{B(z) - B(1/\alpha_l)} \\ &= \frac{1}{B'(1/\alpha_l)} \end{aligned}$$

and,

$$(3.19) \quad \begin{aligned} \lim_{z \rightarrow 1/\alpha_l} (z - 1/\alpha_l)S(z) &= \lim_{z \rightarrow 1/\alpha_l} (z - 1/\alpha_l) \sum_{k=1}^{p^m} \frac{\beta_k}{(1 - \alpha_k z)} \\ &= \lim_{z \rightarrow 1/\alpha_l} \frac{\beta_l(z - 1/\alpha_l)}{-\alpha_l(z - 1/\alpha_l)} \\ &= \frac{\beta_l}{-\alpha_l}. \end{aligned}$$

Consequently, we deduce  $\beta_l = \frac{-\alpha_l}{B'(1/\alpha_l)}$ , for  $l = 1, \dots, p^m$ , since

$$(3.20) \quad \lim_{z \rightarrow 1/\alpha_l} (z - 1/\alpha_l) \frac{\beta_k}{(1 - \alpha_k z)}$$

vanishes for  $k \neq l$  and the result follows.

We now test our closed form, equation (3.16), against the sequence of integers arising for instances of the binomial summation  $a_j = \sum_{i=0}^{j/p^m} \binom{j-(p^m-1)i}{i}$  for cases  $p^m = 4$  and  $p^m = 8$ .

*Example 3.9. Case  $p^m = 4$ .* The reciprocals of the roots of  $1 - z - z^4$  are given as

$$\begin{aligned} \alpha_1 &= -.8191725134, \\ \alpha_2 &= .219447421 - .9144736630\iota, \\ \alpha_3 &= .219447421 + .9144736630\iota, \\ \alpha_4 &= 1.380277569. \end{aligned}$$

Since  $\beta_l = \frac{-\alpha_l}{B'(1/\alpha_l)}$ , we have

$$\begin{aligned} \beta_1 &= .1305102698, \\ \beta_2 &= .1610008758 + .1534011260\iota, \\ \beta_3 &= .1610008758 - .1534011260\iota, \\ \beta_4 &= .5474879784. \end{aligned}$$

Following result (3.16), a closed form for the binomial coefficients  $a_j$  is then given by

$$(3.21) \quad \begin{aligned} a_j = & (.1305102698)(-.8191725134)^j \\ & + (.1610 + .1534\iota)(.2194 - .9144\iota)^j \\ & + (.1610 - .1534\iota)(.2194 + .9144\iota)^j \\ & + (.5474879784)(1.380277569)^j. \end{aligned}$$

Maple Input: for j from 0 to 25 do;  $a_j$ ; end;

Maple Output: 1,1,1,1,2,3,4,5,7,10,14,19,26,36,50,69,95,  
131,181,250,345,476,657,907,1252,1728.

*Example 3.10.* Case  $p^m = 8$ . The reciprocals of the roots of  $1 - z - z^8$  are given as

$$(3.22) \quad \begin{aligned} \alpha_1 & = -.9115923535, \\ \alpha_2 & = -.6157823065 - .6871957511\iota, \\ \alpha_3 & = -.6157823065 + .6871957511\iota, \\ \alpha_4 & = .1033089835 - .9564836042\iota \\ \alpha_5 & = .1033089835 + .9564836042\iota, \\ \alpha_6 & = .8522421840 - .6352622030\iota, \\ \alpha_7 & = .8522421840 + .6352622030\iota, \\ \alpha_8 & = 1.232054631. \end{aligned}$$

The set  $\beta_l$ ,  $l = 1, \dots, 8$ , is

$$\begin{aligned} \beta_1 & = .06378010282, \\ \beta_2 & = .06449005934 + .02789285455\iota, \\ \beta_3 & = .06449005934 - .02789285455\iota, \\ \beta_4 & = .06911712233 + .06926484155\iota, \\ \beta_5 & = .06911712233 - .06926484155\iota, \\ \beta_6 & = .1188399306 + .1719523210\iota, \\ \beta_7 & = .1188399306 - .1719523210\iota, \\ \beta_8 & = .4313256714, \end{aligned}$$

Again a closed form for the binomial coefficients  $a_j$  is given by

$$(3.23) \quad \begin{aligned} a_j = & (.06378010282)(-.9115923535)^j \\ & + (.0644 + .0278\iota)(-.61578230 - .68719575\iota)^j \\ & + (.0644 - .0278\iota)(-.61578230 + .68719575\iota)^j \\ & + (.0691 + .0692\iota)(.10330898 - .95648360\iota)^j \\ & + (.0691 - .0692\iota)(.10330898 + .95648360\iota)^j \\ & + (.1188 + .1719\iota)(.85224218 - .63526220\iota)^j \\ & + (.1188 - .1719\iota)(.85224218 + .63526220\iota)^j \\ & + (.4313256714)(1.232054631)^j. \end{aligned}$$

Maple Input: for j from 0 to 25 do;  $a_j$ ; end;

Maple Output: 1,1,1,1,1,1,1,2,3,4,5,6,7,8,9,11,14,18,23,29,  
36,44,53,64,78.

Having found a closed form for  $A(z) = \sum_{j \geq 0} a_j z^j$ , we now outline the classical means by which the cycle length of  $(a_j) \bmod p^m$  may be determined. Fix a particular value of  $m > 1$  and having obtained the closed form for the coefficients of the corresponding polynomial  $A(z)$ , evaluate the closed form of  $a_j$  for  $j = 0, \dots, p^{m-1}(p^{2m} - 2)$ . To show that  $p^{m-1}(p^{2m} - 1)$  is the cycle length of  $(a_j) \bmod p^m$ , show that firstly  $a_{p^{m-1}(p^{2m}-1)} = 1$  and  $a_{p^{m-1}(p^{2m}-1)-j}$  vanishes for  $j = 1, \dots, p^m - 1$ , and lastly, show the subsequence of  $p^m$  opening 1s does not appear until  $j$  is  $p^{m-1}(p^{2m} - 1)$ . Table 1 gives the cycle length of the sequence  $(a_j) \bmod p^m$  for small values of  $p^m$ . Cycle lengths for all prime powers up to 3125 have been confirmed and they all agree with the conjecture.

We now consider the sequence  $(a_j) \bmod d$  where  $a_j = \sum_{i=0}^{j/d} \binom{j-(d-1)i}{i}$  for composite  $d$  with prime factorization  $d = p_1^{m_1} \dots p_r^{m_r}$ . We calculate the cycle length of  $(a_j) \bmod d$  by calculating its cycle length modulo  $p_t^{m_t}$  for each  $t = 1, \dots, r$ . The cycle length of  $\sum_{i=0}^{j/d} \binom{j-(d-1)i}{i} \bmod p_t^{m_t}$ , for  $t = 1, \dots, r$ , is given by the  $j$  for which  $\sum_{i=0}^{j/d} \binom{j-(d-1)i}{i} \bmod p_t^{m_t}$  equals 1 and which has a preceding sequence  $(a_{j-d+1}, \dots, a_{j-1}) = (0, \dots, 0) \bmod p_t^{m_t}$ . Given that the mapping  $\lambda_{d, (p_1^{m_1} \dots p_r^{m_r})} : \mathbb{Z}_d \mapsto \mathbb{Z}_{p_1^{m_1}} \times \dots \times \mathbb{Z}_{p_r^{m_r}}$  is well-defined then the cycle length  $\left| \sum_{i=0}^{j/d} \binom{j-(d-1)i}{i} \bmod d \right|$  of the recurrence relation of  $(a_j) \bmod d$  is given by the LCM  $\left\{ \left| \sum_{i=0}^{j/d} \binom{j-(d-1)i}{i} \bmod p_t^{m_t} \right| \right\}_{t=1}^r$ . Table 1 gives some initial values for the cycle length of  $\sum_{i=0}^{j/d} \binom{j-(d-1)i}{i} \bmod d$ . We state this result as a theorem.

**Theorem 3.11.** *Let  $\sum_{i=0}^{j/d} \binom{j-(d-1)i}{i} \bmod d$  be an integer sequence and consider the decomposition  $\left\{ \sum_{i=0}^{j/d} \binom{j-(d-1)i}{i} \bmod p_t^{m_t} \right\}_{t=1}^r$  of  $\sum_{i=0}^{j/d} \binom{j-(d-1)i}{i} \bmod d$  into a direct product of disjoint cycles. Let  $\left| \sum_{i=0}^{j/d} \binom{j-(d-1)i}{i} \bmod d \right|$  be the cycle length of  $\sum_{i=0}^{j/d} \binom{j-(d-1)i}{i} \bmod d$  be and let  $\left\{ \left| \sum_{i=0}^{j/d} \binom{j-(d-1)i}{i} \bmod p_t^{m_t} \right| \right\}_{t=1}^r$  be the cycle lengths of  $\left\{ \sum_{i=0}^{j/d} \binom{j-(d-1)i}{i} \bmod p_t^{m_t} \right\}_{t=1}^r$ , respectively. Then, the cycle length of  $\sum_{i=0}^{j/d} \binom{j-(d-1)i}{i} \bmod d$  is  $LCM \left\{ \left| \sum_{i=0}^{j/d} \binom{j-(d-1)i}{i} \bmod p_t^{m_t} \right| \right\}_{t=1}^r$ .*

The results provided in Table 1 are the cycle lengths of  $(a_j) \bmod d$  for some small values of  $d$ . The results are two-fold; firstly, the results give the minimum number of CNOT gates required to effectuate a quantum gate according the periodicity of the binomial summation construction. Secondly, use of the binomial summation construction illustrates for which dimensions the generalised SWAP gate can be realised. In particular, we have a SWAP gate in those dimensions  $d$  for which the cycle length of the function  $(a_j) \bmod d$  is equivalent to  $-1 \bmod d$ . For dimensions  $d$  where our SWAP gate is not possible then the cycle length of  $(a_j) \bmod d$  describes a permutation, other than that permutation sought, of the  $d$  input qudit states. For example, in dimension 4 the cycle length of  $(a_j) \bmod 4$  is equivalent to  $2 \bmod 4$ . Therefore, we have it that the quantum gate associated with this particular instance of the binomial summation construction evolves four 4-dimensional quantum states such that the state  $|e_0\rangle_0$  of the first quantum system  $\mathcal{A}_0$  is transposed with the state  $|e_2\rangle_2$  of the third quantum system  $\mathcal{A}_2$  so that the quantum system  $\mathcal{A}_0$  is in the state  $|e_2\rangle_0$  and the quantum system  $\mathcal{A}_2$  is in the state  $|e_0\rangle_2$ . Correspondingly, the state  $|e_1\rangle_1$  of the second quantum system  $\mathcal{A}_1$  is transposed with the state  $|e_3\rangle_3$

$d$	$\left  \sum_{i=0}^{j/d} \binom{j-(d-1)i}{i} \text{mod } d \right $
2	$3 = 2^2 - 1$
3	$8 = 3^2 - 1$
4	$30 = 2(2^4 - 1)$
5	$24 = 5^2 - 1$
6	$\text{LCM}(63, 728) = 6552$
7	$48 = 7^2 - 1$
8	$252 = 4(2^6 - 1)$
9	$240 = 3(3^4 - 1)$

TABLE 1. Cycle length of  $\sum_{i=0}^{j/d} \binom{j-(d-1)i}{i} \text{mod } d$ .

of the fourth quantum system  $\mathcal{A}_3$  so that the quantum system  $\mathcal{A}_1$  is in the state  $|e_3\rangle_1$  and the quantum system  $\mathcal{A}_3$  is in the state  $|e_1\rangle_3$ . Moreover, the gate network for an implementation of a generalised SWAP<sup>( $l$ )</sup> gate, for  $l = 1, \dots, d-1$ , is an instance of  $l$  applications of this design - such a network cycles the initial state description through  $l$  systems.

Furthermore, the cycle length of the function  $a_j = \sum_{i=0}^{j/6} \binom{j-5.i}{i} \text{mod } 6$  over dimension 6 is the least common multiple of the cycle lengths associated with the functions  $\sum_{i=0}^{j/6} \binom{j-5.i}{i} \text{mod } 2$  and  $\sum_{i=0}^{j/6} \binom{j-5.i}{i} \text{mod } 3$ . The cycle lengths of  $\sum_{i=0}^{j/6} \binom{j-5.i}{i} \text{mod } 2$  and  $\sum_{i=0}^{j/6} \binom{j-5.i}{i} \text{mod } 3$  are 63 and 728, respectively. By Theorem 3.11, the cycle length of  $(a_j) \text{mod } 6$  is 6552; the least common multiple of 63 and 728. However, since 6552 is equivalent to 0 mod 6, we have it that the CNOT architecture associated with the binomial summation function  $\sum_{i=0}^{j/6} \binom{j-5.i}{i} \text{mod } 6$  acts trivially on the input state of six 6-dimensional quantum states.

#### 4. QUTRIT SWAP

We improve the WilNOT gate construction (Wilmott and Wild (2008c)) by considering a construction based on binomial summations that yields a quantum gate which is also composed entirely from uses of the CNOT gate. Fig. 2 gives a generalised quantum SWAP gate for qutrit states which is based upon our binomial summation construction. By Theorem 2.4 (Wilmott and Wild (2008c)), let us suppose that the first quantum system  $\mathcal{A}_0$  prepared in the state  $|e_0\rangle_0$ , the second

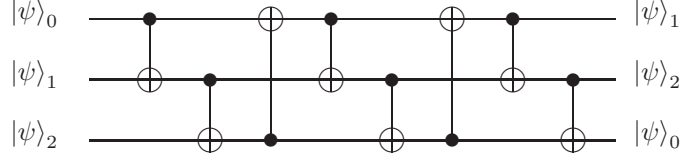


FIGURE 2. Quantum SWAP gate for qutrit states.

system  $\mathcal{A}_1$  prepared in the state  $|e_1\rangle_1$  and the third system  $\mathcal{A}_2$  prepared in the state  $|e_2\rangle_2$ . Implementing our quantum SWAP gate yields the system  $\mathcal{A}_0$  in the state  $|e_1\rangle_0$ , the system  $\mathcal{A}_1$  is in the state  $|e_2\rangle_1$  and the system  $\mathcal{A}_2$  is in the state  $|e_0\rangle_2$  and this is achieved with eight CNOT gates as opposed to the ten CNOT gates of the WilNOT construction. Note further that our construction is based on a set of binomial coefficients which satisfy the linear recurrence relation whose generating function is given by  $1/(1 - z - z^{p^m})$ . Generating functions provide elegant means for the storing of information about the nature of coefficients in their expansion (Blasiak *et al.* (2007)). For our purpose, the nature of the recurrence relation is seen through periodicity of the coefficients modulo 3. We relate this periodic nature to instances of the CNOT gate acting on basis states in determination of a quantum swap gate. Furthermore, since our quantum gate is based on a linear recurrence relation, we illustrate that knowing part of the quantum gate design will completely aid in determining the remainder of the quantum gate just as knowing the initial conditions of a recurrence relation determines all other coefficients in the recurrence. Such type of construction is unusual in that knowing part of the gate does not necessarily yield the remainder.

We illustrate the action of each use of the generalised CNOT gate arising in our construction on the input quantum states and subsequent evolved states of the system. The first unitary gate  $U_1$  acts on the input state of three arbitrary qutrits where the first quantum system  $\mathcal{A}_0$  on the input state is prepared in the state  $|e_0\rangle_0$ , the second system  $\mathcal{A}_1$  on the input state is prepared in the state  $|e_1\rangle_1$  and the third system  $\mathcal{A}_2$  on the input state is prepared in the state  $|e_2\rangle_2$ . The action of  $U_1$  in the input state is given by

$$\begin{aligned}
& U_1(|a\rangle \otimes |b\rangle \otimes |c\rangle) \\
&= U_1((a_0|0\rangle + a_1|1\rangle + a_2|2\rangle) \otimes (b_0|0\rangle + b_1|1\rangle + b_2|2\rangle) \otimes (c_0|0\rangle + c_1|1\rangle + c_2|2\rangle)) \\
&= U_1(a_0b_0c_0|000\rangle + a_0b_0c_1|001\rangle + a_0b_0c_2|002\rangle + a_0b_1c_0|010\rangle + a_0b_1c_1|011\rangle \\
&\quad + a_0b_1c_2|012\rangle + a_0b_2c_0|020\rangle + a_0b_2c_1|021\rangle + a_0b_2c_2|022\rangle + a_1b_0c_0|100\rangle \\
&\quad + a_1b_0c_1|101\rangle + a_1b_0c_2|102\rangle + a_1b_1c_0|110\rangle + a_1b_1c_1|111\rangle + a_1b_1c_2|112\rangle \\
&\quad + a_1b_2c_0|120\rangle + a_1b_2c_1|121\rangle + a_1b_2c_2|122\rangle + a_2b_0c_0|200\rangle + a_2b_0c_1|201\rangle \\
&\quad + a_2b_0c_2|202\rangle + a_2b_1c_0|210\rangle + a_2b_1c_1|211\rangle + a_2b_1c_2|212\rangle + a_2b_2c_0|220\rangle \\
&\quad + a_2b_2c_1|221\rangle + a_2b_2c_2|222\rangle)
\end{aligned}$$

$$\left( \begin{array}{c} 10000000000000000000000000000000 \\ 01000000000000000000000000000000 \\ 00100000000000000000000000000000 \\ 00010000000000000000000000000000 \\ 00001000000000000000000000000000 \\ 00000100000000000000000000000000 \\ 00000010000000000000000000000000 \\ 00000001000000000000000000000000 \\ 00000000100000000000000000000000 \\ 00000000010000000000000000000000 \\ 00000000001000000000000000000000 \\ 00000000000100000000000000000000 \\ 00000000000010000000000000000000 \\ 00000000000001000000000000000000 \\ 00000000000000100000000000000000 \\ 00000000000000010000000000000000 \\ 00000000000000001000000000000000 \\ 00000000000000000100000000000000 \\ 00000000000000000010000000000000 \\ 00000000000000000001000000000000 \\ 00000000000000000000100000000000 \\ 00000000000000000000010000000000 \\ 00000000000000000000001000000000 \\ 00000000000000000000000100000000 \\ 00000000000000000000000010000000 \end{array} \right)$$

FIGURE 3. The unitary matrix  $U_1$ 

$$\begin{aligned} &= a_0 b_0 c_0 |000\rangle + a_0 b_0 c_1 |001\rangle + a_0 b_0 c_2 |002\rangle + a_0 b_1 c_0 |010\rangle + a_0 b_1 c_1 |011\rangle \\ &\quad + a_0 b_1 c_2 |012\rangle + a_0 b_2 c_0 |020\rangle + a_0 b_2 c_1 |021\rangle + a_0 b_2 c_2 |022\rangle + a_1 b_0 c_0 |110\rangle \\ &\quad + a_1 b_0 c_1 |111\rangle + a_1 b_0 c_2 |112\rangle + a_1 b_1 c_0 |120\rangle + a_1 b_1 c_1 |121\rangle + a_1 b_1 c_2 |122\rangle \\ &\quad + a_1 b_2 c_0 |100\rangle + a_1 b_2 c_1 |101\rangle + a_1 b_2 c_2 |102\rangle + a_2 b_0 c_0 |220\rangle + a_2 b_0 c_1 |221\rangle \\ &\quad + a_2 b_0 c_2 |222\rangle + a_2 b_1 c_0 |200\rangle + a_2 b_1 c_1 |201\rangle + a_2 b_1 c_2 |202\rangle + a_2 b_2 c_0 |210\rangle \\ (4.1) \quad &\quad + a_2 b_2 c_1 |211\rangle + a_2 b_2 c_2 |212\rangle. \end{aligned}$$

The second unitary matrix  $U_2$  corresponds to the second CNOT gate given in Fig. 2 and acts on the state of the system after application of the first unitary transformation. The action of the unitary matrix  $U_2$  on the state of the system

$$\begin{aligned} &U_1(a_0 b_0 c_0 |000\rangle + a_0 b_0 c_1 |001\rangle + a_0 b_0 c_2 |002\rangle + a_0 b_1 c_0 |010\rangle + a_0 b_1 c_1 |011\rangle \\ &\quad + a_0 b_1 c_2 |012\rangle + a_0 b_2 c_0 |020\rangle + a_0 b_2 c_1 |021\rangle + a_0 b_2 c_2 |022\rangle + a_1 b_0 c_0 |110\rangle \\ &\quad + a_1 b_0 c_1 |111\rangle + a_1 b_0 c_2 |112\rangle + a_1 b_1 c_0 |120\rangle + a_1 b_1 c_1 |121\rangle + a_1 b_1 c_2 |122\rangle \\ &\quad + a_1 b_2 c_0 |100\rangle + a_1 b_2 c_1 |101\rangle + a_1 b_2 c_2 |102\rangle + a_2 b_0 c_0 |220\rangle + a_2 b_0 c_1 |221\rangle \\ &\quad + a_2 b_0 c_2 |222\rangle + a_2 b_1 c_0 |200\rangle + a_2 b_1 c_1 |201\rangle + a_2 b_1 c_2 |202\rangle + a_2 b_2 c_0 |210\rangle \\ &\quad + a_2 b_2 c_1 |211\rangle + a_2 b_2 c_2 |212\rangle) \end{aligned}$$




FIGURE 4. The unitary matrix  $U_2$

is

$$\begin{aligned}
 & U_2(a_0b_0c_0 |000\rangle + a_0b_0c_1 |001\rangle + a_0b_0c_2 |002\rangle + a_0b_1c_0 |010\rangle + a_0b_1c_1 |011\rangle \\
 & + a_0b_1c_2 |012\rangle + a_0b_2c_0 |020\rangle + a_0b_2c_1 |021\rangle + a_0b_2c_2 |022\rangle + a_1b_0c_0 |110\rangle \\
 & + a_1b_0c_1 |111\rangle + a_1b_0c_2 |112\rangle + a_1b_1c_0 |120\rangle + a_1b_1c_1 |121\rangle + a_1b_1c_2 |122\rangle \\
 & + a_1b_2c_0 |100\rangle + a_1b_2c_1 |101\rangle + a_1b_2c_2 |102\rangle + a_2b_0c_0 |220\rangle + a_2b_0c_1 |221\rangle \\
 & + a_2b_0c_2 |222\rangle + a_2b_1c_0 |200\rangle + a_2b_1c_1 |201\rangle + a_2b_1c_2 |202\rangle + a_2b_2c_0 |210\rangle \\
 & + a_2b_2c_1 |211\rangle + a_2b_2c_2 |212\rangle) \\
 & = a_0b_0c_0 |000\rangle + a_0b_0c_1 |001\rangle + a_0b_0c_2 |002\rangle + a_0b_1c_0 |011\rangle + a_0b_1c_1 |012\rangle \\
 & + a_0b_1c_2 |010\rangle + a_0b_2c_0 |022\rangle + a_0b_2c_1 |020\rangle + a_0b_2c_2 |021\rangle + a_1b_0c_0 |111\rangle \\
 & + a_1b_0c_1 |112\rangle + a_1b_0c_2 |110\rangle + a_1b_1c_0 |122\rangle + a_1b_1c_1 |120\rangle + a_1b_1c_2 |121\rangle \\
 & + a_1b_2c_0 |100\rangle + a_1b_2c_1 |101\rangle + a_1b_2c_2 |102\rangle + a_2b_0c_0 |222\rangle + a_2b_0c_1 |220\rangle \\
 & + a_2b_0c_2 |221\rangle + a_2b_1c_0 |200\rangle + a_2b_1c_1 |201\rangle + a_2b_1c_2 |202\rangle + a_2b_2c_0 |211\rangle \\
 & + a_2b_2c_1 |212\rangle + a_2b_2c_2 |210\rangle.
 \end{aligned}
 \tag{4.2}$$

The unitary matrix  $U_3$  is given in Fig. 5 and corresponds to the third CNOT gate which acts on the state of the system after application of the second unitary. Its





$$\begin{aligned}
&= a_0 b_0 c_0 |000\rangle + a_0 b_0 c_1 |101\rangle + a_0 b_0 c_2 |202\rangle + a_0 b_1 c_0 |111\rangle + a_0 b_1 c_1 |212\rangle \\
&\quad + a_0 b_1 c_2 |010\rangle + a_0 b_2 c_0 |222\rangle + a_0 b_2 c_1 |020\rangle + a_0 b_2 c_2 |121\rangle + a_1 b_0 c_0 |211\rangle \\
&\quad + a_1 b_0 c_1 |012\rangle + a_1 b_0 c_2 |110\rangle + a_1 b_1 c_0 |022\rangle + a_1 b_1 c_1 |120\rangle + a_1 b_1 c_2 |221\rangle \\
&\quad + a_1 b_2 c_0 |100\rangle + a_1 b_2 c_1 |201\rangle + a_1 b_2 c_2 |002\rangle + a_2 b_0 c_0 |122\rangle + a_2 b_0 c_1 |220\rangle \\
&\quad + a_2 b_0 c_2 |021\rangle + a_2 b_1 c_0 |200\rangle + a_2 b_1 c_1 |001\rangle + a_2 b_1 c_2 |102\rangle + a_2 b_2 c_0 |011\rangle \\
(4.3) \quad &\quad + a_2 b_2 c_1 |112\rangle + a_2 b_2 c_2 |210\rangle.
\end{aligned}$$

As outlined, this construction is based on a linear recurrence relation and therefore there is a cyclic nature to our gate construction. This is evident when we consider our gate within the qutrit setting. As such, our construction is based upon repeat application of the unitary matrices  $U_1, U_2$ , and  $U_3$ . As evident in Fig. 2 the fourth gate in the construction corresponds to the unitary matrix  $U_1$ . In particular, we have it that

$$\begin{aligned}
&U_4(U_3 U_2 U_1(a_0 b_0 c_0 |000\rangle + a_0 b_0 c_1 |001\rangle + a_0 b_0 c_2 |002\rangle + a_0 b_1 c_0 |010\rangle + a_0 b_1 c_1 |011\rangle \\
&\quad + a_0 b_1 c_2 |012\rangle + a_0 b_2 c_0 |020\rangle + a_0 b_2 c_1 |021\rangle + a_0 b_2 c_2 |022\rangle + a_1 b_0 c_0 |110\rangle \\
&\quad + a_1 b_0 c_1 |111\rangle + a_1 b_0 c_2 |112\rangle + a_1 b_1 c_0 |120\rangle + a_1 b_1 c_1 |121\rangle + a_1 b_1 c_2 |122\rangle \\
&\quad + a_1 b_2 c_0 |100\rangle + a_1 b_2 c_1 |101\rangle + a_1 b_2 c_2 |102\rangle + a_2 b_0 c_0 |220\rangle + a_2 b_0 c_1 |221\rangle \\
&\quad + a_2 b_0 c_2 |222\rangle + a_2 b_1 c_0 |200\rangle + a_2 b_1 c_1 |201\rangle + a_2 b_1 c_2 |202\rangle + a_2 b_2 c_0 |210\rangle \\
&\quad + a_2 b_2 c_1 |211\rangle + a_2 b_2 c_2 |212\rangle)) \\
&= U_4(a_0 b_0 c_0 |000\rangle + a_0 b_0 c_1 |101\rangle + a_0 b_0 c_2 |202\rangle + a_0 b_1 c_0 |111\rangle + a_0 b_1 c_1 |212\rangle \\
&\quad + a_0 b_1 c_2 |010\rangle + a_0 b_2 c_0 |222\rangle + a_0 b_2 c_1 |020\rangle + a_0 b_2 c_2 |121\rangle + a_1 b_0 c_0 |211\rangle \\
&\quad + a_1 b_0 c_1 |012\rangle + a_1 b_0 c_2 |110\rangle + a_1 b_1 c_0 |022\rangle + a_1 b_1 c_1 |120\rangle + a_1 b_1 c_2 |221\rangle \\
&\quad + a_1 b_2 c_0 |100\rangle + a_1 b_2 c_1 |201\rangle + a_1 b_2 c_2 |002\rangle + a_2 b_0 c_0 |122\rangle + a_2 b_0 c_1 |220\rangle \\
&\quad + a_2 b_0 c_2 |021\rangle + a_2 b_1 c_0 |200\rangle + a_2 b_1 c_1 |001\rangle + a_2 b_1 c_2 |102\rangle + a_2 b_2 c_0 |011\rangle \\
&\quad + a_2 b_2 c_1 |112\rangle + a_2 b_2 c_2 |210\rangle) \\
&= a_0 b_0 c_0 |000\rangle + a_0 b_0 c_1 |111\rangle + a_0 b_0 c_2 |222\rangle + a_0 b_1 c_0 |121\rangle + a_0 b_1 c_1 |202\rangle \\
&\quad + a_0 b_1 c_2 |010\rangle + a_0 b_2 c_0 |212\rangle + a_0 b_2 c_1 |020\rangle + a_0 b_2 c_2 |101\rangle + a_1 b_0 c_0 |201\rangle \\
&\quad + a_1 b_0 c_1 |012\rangle + a_1 b_0 c_2 |120\rangle + a_1 b_1 c_0 |022\rangle + a_1 b_1 c_1 |100\rangle + a_1 b_1 c_2 |211\rangle \\
&\quad + a_1 b_2 c_0 |110\rangle + a_1 b_2 c_1 |221\rangle + a_1 b_2 c_2 |002\rangle + a_2 b_0 c_0 |102\rangle + a_2 b_0 c_1 |210\rangle \\
&\quad + a_2 b_0 c_2 |021\rangle + a_2 b_1 c_0 |220\rangle + a_2 b_1 c_1 |001\rangle + a_2 b_1 c_2 |112\rangle + a_2 b_2 c_0 |011\rangle \\
(4.4) \quad &\quad + a_2 b_2 c_1 |122\rangle + a_2 b_2 c_2 |200\rangle.
\end{aligned}$$

In a similar fashion, we have it that

$$\begin{aligned}
&U_5(U_4 U_3 U_2 U_1(a_0 b_0 c_0 |000\rangle + a_0 b_0 c_1 |001\rangle + a_0 b_0 c_2 |002\rangle + a_0 b_1 c_0 |010\rangle \\
&\quad + a_0 b_1 c_1 |011\rangle + a_0 b_1 c_2 |012\rangle + a_0 b_2 c_0 |020\rangle + a_0 b_2 c_1 |021\rangle + a_0 b_2 c_2 |022\rangle \\
&\quad + a_1 b_0 c_0 |110\rangle + a_1 b_0 c_1 |111\rangle + a_1 b_0 c_2 |112\rangle + a_1 b_1 c_0 |120\rangle + a_1 b_1 c_1 |121\rangle \\
&\quad + a_1 b_1 c_2 |122\rangle + a_1 b_2 c_0 |100\rangle + a_1 b_2 c_1 |101\rangle + a_1 b_2 c_2 |102\rangle + a_2 b_0 c_0 |220\rangle \\
&\quad + a_2 b_0 c_1 |221\rangle + a_2 b_0 c_2 |222\rangle + a_2 b_1 c_0 |200\rangle + a_2 b_1 c_1 |201\rangle + a_2 b_1 c_2 |202\rangle \\
&\quad + a_2 b_2 c_0 |210\rangle + a_2 b_2 c_1 |211\rangle + a_2 b_2 c_2 |212\rangle))
\end{aligned}$$

$$\begin{aligned}
&= U_5(a_0b_0c_0 |000\rangle + a_0b_0c_1 |111\rangle + a_0b_0c_2 |222\rangle + a_0b_1c_0 |121\rangle + a_0b_1c_1 |202\rangle \\
&\quad + a_0b_1c_2 |010\rangle + a_0b_2c_0 |212\rangle + a_0b_2c_1 |020\rangle + a_0b_2c_2 |101\rangle + a_1b_0c_0 |201\rangle \\
&\quad + a_1b_0c_1 |012\rangle + a_1b_0c_2 |120\rangle + a_1b_1c_0 |022\rangle + a_1b_1c_1 |100\rangle + a_1b_1c_2 |211\rangle \\
&\quad + a_1b_2c_0 |110\rangle + a_1b_2c_1 |221\rangle + a_1b_2c_2 |002\rangle + a_2b_0c_0 |102\rangle + a_2b_0c_1 |210\rangle \\
&\quad + a_2b_0c_2 |021\rangle + a_2b_1c_0 |220\rangle + a_2b_1c_1 |001\rangle + a_2b_1c_2 |112\rangle + a_2b_2c_0 |011\rangle \\
&\quad + a_2b_2c_1 |122\rangle + a_2b_2c_2 |200\rangle) \\
&= a_0b_0c_0 |000\rangle + a_0b_0c_1 |112\rangle + a_0b_0c_2 |221\rangle + a_0b_1c_0 |120\rangle + a_0b_1c_1 |202\rangle \\
&\quad + a_0b_1c_2 |011\rangle + a_0b_2c_0 |210\rangle + a_0b_2c_1 |022\rangle + a_0b_2c_2 |101\rangle + a_1b_0c_0 |201\rangle \\
&\quad + a_1b_0c_1 |010\rangle + a_1b_0c_2 |122\rangle + a_1b_1c_0 |021\rangle + a_1b_1c_1 |100\rangle + a_1b_1c_2 |212\rangle \\
&\quad + a_1b_2c_0 |111\rangle + a_1b_2c_1 |220\rangle + a_1b_2c_2 |002\rangle + a_2b_0c_0 |102\rangle + a_2b_0c_1 |211\rangle \\
&\quad + a_2b_0c_2 |020\rangle + a_2b_1c_0 |222\rangle + a_2b_1c_1 |001\rangle + a_2b_1c_2 |110\rangle + a_2b_2c_0 |012\rangle \\
(4.5) \quad &+ a_2b_2c_1 |121\rangle + a_2b_2c_2 |200\rangle
\end{aligned}$$

where the unitary matrix  $U_5$  is given by the matrix  $U_2$ . The next unitary matrix  $U_6$ , and as illustrated in Fig. 2, given by this construction is the matrix which corresponds to the matrix  $U_3$ . We then have it that

$$\begin{aligned}
&U_6(U_5U_4U_3U_2U_1(a_0b_0c_0 |000\rangle + a_0b_0c_1 |001\rangle + a_0b_0c_2 |002\rangle + a_0b_1c_0 |010\rangle \\
&\quad + a_0b_1c_1 |011\rangle + a_0b_1c_2 |012\rangle + a_0b_2c_0 |020\rangle + a_0b_2c_1 |021\rangle + a_0b_2c_2 |022\rangle \\
&\quad + a_1b_0c_0 |110\rangle + a_1b_0c_1 |111\rangle + a_1b_0c_2 |112\rangle + a_1b_1c_0 |120\rangle + a_1b_1c_1 |121\rangle \\
&\quad + a_1b_1c_2 |122\rangle + a_1b_2c_0 |100\rangle + a_1b_2c_1 |101\rangle + a_1b_2c_2 |102\rangle + a_2b_0c_0 |220\rangle \\
&\quad + a_2b_0c_1 |221\rangle + a_2b_0c_2 |222\rangle + a_2b_1c_0 |200\rangle + a_2b_1c_1 |201\rangle + a_2b_1c_2 |202\rangle \\
&\quad + a_2b_2c_0 |210\rangle + a_2b_2c_1 |211\rangle + a_2b_2c_2 |212\rangle)) \\
&= U_6(a_0b_0c_0 |000\rangle + a_0b_0c_1 |112\rangle + a_0b_0c_2 |221\rangle + a_0b_1c_0 |120\rangle + a_0b_1c_1 |202\rangle \\
&\quad + a_0b_1c_2 |011\rangle + a_0b_2c_0 |210\rangle + a_0b_2c_1 |022\rangle + a_0b_2c_2 |101\rangle + a_1b_0c_0 |201\rangle \\
&\quad + a_1b_0c_1 |010\rangle + a_1b_0c_2 |122\rangle + a_1b_1c_0 |021\rangle + a_1b_1c_1 |100\rangle + a_1b_1c_2 |212\rangle \\
&\quad + a_1b_2c_0 |111\rangle + a_1b_2c_1 |220\rangle + a_1b_2c_2 |002\rangle + a_2b_0c_0 |102\rangle + a_2b_0c_1 |211\rangle \\
&\quad + a_2b_0c_2 |020\rangle + a_2b_1c_0 |222\rangle + a_2b_1c_1 |001\rangle + a_2b_1c_2 |110\rangle + a_2b_2c_0 |012\rangle \\
&\quad + a_2b_2c_1 |121\rangle + a_2b_2c_2 |200\rangle) \\
&= a_0b_0c_0 |000\rangle + a_0b_0c_1 |012\rangle + a_0b_0c_2 |021\rangle + a_0b_1c_0 |120\rangle + a_0b_1c_1 |102\rangle \\
&\quad + a_0b_1c_2 |111\rangle + a_0b_2c_0 |210\rangle + a_0b_2c_1 |222\rangle + a_0b_2c_2 |201\rangle + a_1b_0c_0 |001\rangle \\
&\quad + a_1b_0c_1 |010\rangle + a_1b_0c_2 |022\rangle + a_1b_1c_0 |121\rangle + a_1b_1c_1 |100\rangle + a_1b_1c_2 |112\rangle \\
&\quad + a_1b_2c_0 |211\rangle + a_1b_2c_1 |220\rangle + a_1b_2c_2 |202\rangle + a_2b_0c_0 |002\rangle + a_2b_0c_1 |011\rangle \\
&\quad + a_2b_0c_2 |020\rangle + a_2b_1c_0 |122\rangle + a_2b_1c_1 |101\rangle + a_2b_1c_2 |110\rangle + a_2b_2c_0 |212\rangle \\
(4.6) \quad &+ a_2b_2c_1 |221\rangle + a_2b_2c_2 |200\rangle.
\end{aligned}$$

Similarly,

$$\begin{aligned}
&U_7(U_6U_5U_4U_3U_2U_1(a_0b_0c_0 |000\rangle + a_0b_0c_1 |001\rangle + a_0b_0c_2 |002\rangle + a_0b_1c_0 |010\rangle \\
&\quad + a_0b_1c_1 |011\rangle + a_0b_1c_2 |012\rangle + a_0b_2c_0 |020\rangle + a_0b_2c_1 |021\rangle + a_0b_2c_2 |022\rangle \\
&\quad + a_1b_0c_0 |110\rangle + a_1b_0c_1 |111\rangle + a_1b_0c_2 |112\rangle + a_1b_1c_0 |120\rangle + a_1b_1c_1 |121\rangle \\
&\quad + a_1b_1c_2 |122\rangle + a_1b_2c_0 |100\rangle + a_1b_2c_1 |101\rangle + a_1b_2c_2 |102\rangle + a_2b_0c_0 |220\rangle
\end{aligned}$$

$$\begin{aligned}
& +a_2b_0c_1 |221\rangle + a_2b_0c_2 |222\rangle + a_2b_1c_0 |200\rangle + a_2b_1c_1 |201\rangle + a_2b_1c_2 |202\rangle \\
& +a_2b_2c_0 |210\rangle + a_2b_2c_1 |211\rangle + a_2b_2c_2 |212\rangle)) \\
= & U_7(a_0b_0c_0 |000\rangle + a_0b_0c_1 |012\rangle + a_0b_0c_2 |021\rangle + a_0b_1c_0 |120\rangle + a_0b_1c_1 |102\rangle \\
& +a_0b_1c_2 |111\rangle + a_0b_2c_0 |210\rangle + a_0b_2c_1 |222\rangle + a_0b_2c_2 |201\rangle + a_1b_0c_0 |001\rangle \\
& +a_1b_0c_1 |010\rangle + a_1b_0c_2 |022\rangle + a_1b_1c_0 |121\rangle + a_1b_1c_1 |100\rangle + a_1b_1c_2 |112\rangle \\
& +a_1b_2c_0 |211\rangle + a_1b_2c_1 |220\rangle + a_1b_2c_2 |202\rangle + a_2b_0c_0 |002\rangle + a_2b_0c_1 |011\rangle \\
& +a_2b_0c_2 |020\rangle + a_2b_1c_0 |122\rangle + a_2b_1c_1 |101\rangle + a_2b_1c_2 |110\rangle + a_2b_2c_0 |212\rangle \\
& +a_2b_2c_1 |221\rangle + a_2b_2c_2 |200\rangle) \\
= & a_0b_0c_0 |000\rangle + a_0b_0c_1 |012\rangle + a_0b_0c_2 |021\rangle + a_0b_1c_0 |100\rangle + a_0b_1c_1 |112\rangle \\
& +a_0b_1c_2 |121\rangle + a_0b_2c_0 |200\rangle + a_0b_2c_1 |212\rangle + a_0b_2c_2 |221\rangle + a_1b_0c_0 |001\rangle \\
& +a_1b_0c_1 |010\rangle + a_1b_0c_2 |022\rangle + a_1b_1c_0 |101\rangle + a_1b_1c_1 |110\rangle + a_1b_1c_2 |122\rangle \\
& +a_1b_2c_0 |201\rangle + a_1b_2c_1 |210\rangle + a_1b_2c_2 |222\rangle + a_2b_0c_0 |002\rangle + a_2b_0c_1 |011\rangle \\
& +a_2b_0c_2 |020\rangle + a_2b_1c_0 |102\rangle + a_2b_1c_1 |111\rangle + a_2b_1c_2 |120\rangle + a_2b_2c_0 |202\rangle \\
(4.7) \quad & +a_2b_2c_1 |211\rangle + a_2b_2c_2 |220\rangle
\end{aligned}$$

where the unitary matrix  $U_7$  is the matrix given by  $U_1$ . Our final gate as outlined in this construction and evident in Fig. 2 is the unitary matrix  $U_8$ . The unitary matrix  $U_8$  corresponds to the unitary matrix  $U_2$ , and we have

$$\begin{aligned}
& U_8(U_7U_6U_5U_4U_3U_2U_1(a_0b_0c_0 |000\rangle + a_0b_0c_1 |001\rangle + a_0b_0c_2 |002\rangle + a_0b_1c_0 |010\rangle \\
& +a_0b_1c_1 |011\rangle + a_0b_1c_2 |012\rangle + a_0b_2c_0 |020\rangle + a_0b_2c_1 |021\rangle + a_0b_2c_2 |022\rangle \\
& +a_1b_0c_0 |110\rangle + a_1b_0c_1 |111\rangle + a_1b_0c_2 |112\rangle + a_1b_1c_0 |120\rangle + a_1b_1c_1 |121\rangle \\
& +a_1b_1c_2 |122\rangle + a_1b_2c_0 |100\rangle + a_1b_2c_1 |101\rangle + a_1b_2c_2 |102\rangle + a_2b_0c_0 |220\rangle \\
& +a_2b_0c_1 |221\rangle + a_2b_0c_2 |222\rangle + a_2b_1c_0 |200\rangle + a_2b_1c_1 |201\rangle + a_2b_1c_2 |202\rangle \\
& +a_2b_2c_0 |210\rangle + a_2b_2c_1 |211\rangle + a_2b_2c_2 |212\rangle)) \\
= & U_8(a_0b_0c_0 |000\rangle + a_0b_0c_1 |012\rangle + a_0b_0c_2 |021\rangle + a_0b_1c_0 |100\rangle + a_0b_1c_1 |112\rangle \\
& +a_0b_1c_2 |121\rangle + a_0b_2c_0 |200\rangle + a_0b_2c_1 |212\rangle + a_0b_2c_2 |221\rangle + a_1b_0c_0 |001\rangle \\
& +a_1b_0c_1 |010\rangle + a_1b_0c_2 |022\rangle + a_1b_1c_0 |101\rangle + a_1b_1c_1 |110\rangle + a_1b_1c_2 |122\rangle \\
& +a_1b_2c_0 |201\rangle + a_1b_2c_1 |210\rangle + a_1b_2c_2 |222\rangle + a_2b_0c_0 |002\rangle + a_2b_0c_1 |011\rangle \\
& +a_2b_0c_2 |020\rangle + a_2b_1c_0 |102\rangle + a_2b_1c_1 |111\rangle + a_2b_1c_2 |120\rangle + a_2b_2c_0 |202\rangle \\
& +a_2b_2c_1 |211\rangle + a_2b_2c_2 |220\rangle) \\
= & a_0b_0c_0 |000\rangle + a_0b_0c_1 |010\rangle + a_0b_0c_2 |020\rangle + a_0b_1c_0 |100\rangle + a_0b_1c_1 |110\rangle \\
& +a_0b_1c_2 |120\rangle + a_0b_2c_0 |200\rangle + a_0b_2c_1 |210\rangle + a_0b_2c_2 |220\rangle + a_1b_0c_0 |001\rangle \\
& +a_1b_0c_1 |011\rangle + a_1b_0c_2 |021\rangle + a_1b_1c_0 |101\rangle + a_1b_1c_1 |111\rangle + a_1b_1c_2 |121\rangle \\
& +a_1b_2c_0 |201\rangle + a_1b_2c_1 |211\rangle + a_1b_2c_2 |221\rangle + a_2b_0c_0 |002\rangle + a_2b_0c_1 |012\rangle \\
& +a_2b_0c_2 |022\rangle + a_2b_1c_0 |102\rangle + a_2b_1c_1 |112\rangle + a_2b_1c_2 |122\rangle + a_2b_2c_0 |202\rangle \\
(4.8) \quad & +a_2b_2c_1 |212\rangle + a_2b_2c_2 |222\rangle .
\end{aligned}$$

Now, the state of the system after application of the final unitary matrix  $U_8$  may be written

$$\begin{aligned}
& a_0b_0c_0 |000\rangle + a_0b_0c_1 |010\rangle + a_0b_0c_2 |020\rangle + a_0b_1c_0 |100\rangle + a_0b_1c_1 |110\rangle \\
& +a_0b_1c_2 |120\rangle + a_0b_2c_0 |200\rangle + a_0b_2c_1 |210\rangle + a_0b_2c_2 |220\rangle + a_1b_0c_0 |001\rangle
\end{aligned}$$



## REFERENCES

- [1] Bergholm V, Vatiainen J J, Möttönen M and Salomaa M M (2004), *Quantum circuits for general multiqubit gates*, Phys. Review Letters, 93, 13.
- [2] Bergholm V, Vatiainen J J, Möttönen M, and Salomaa M M (2005), *Quantum circuits with uniformly controlled one-qubit gates*, Phys. Review A, 71, 052330.
- [3] Blasiak, Horzela, Penson, Solomon and Duchamp (2007), *Combinatorics and Boson normal ordering: A gentle introduction*, quant-ph/07043119, - 'A very elegant way of storing and tackling information about sequences is attained through their generating function.'
- [4] Graham R L, Knuth D E and Patashnik O (1994), *Concrete Mathematics*, 3rd ed., Addison-Wesley.
- [5] Hardy Y and Steeb W H (2006), *Decomposing the SWAP quantum gate*, J. Phys. A: Math. Gen. 39.
- [6] Herstein I N (1975), *Topics in Algebra*, 2nd ed., Wiley and Sons.
- [7] Hill C D (2006), *Robust CNOT gates from almost any interaction*, quant-ph/0610059.
- [8] Liang L, and Li C (2005), *Realization of quantum SWAP gate between flying and stationary qubits*, Phys. Review A, 72, 024303.
- [9] Lu C J, and Tsai S C (2000), *The Periodic Property of Binomial Coefficients Modulo m and Its Applications*, 10th SIAM Conference on Discrete Mathematics, Minneapolis, Minnesota, USA.
- [10] McGuire G, private communication.
- [11] Monroe C, Meekhof D, King B, Itano W and Wineland D (1995), *Demonstration of a Fundamental Quantum Logic Gate*, Phys. Rev. Lett., Vol 75, pp. 4714-4717.
- [12] Nielsen M A (2005), *A geometric approach to quantum circuit lower bounds*, quant-ph/0502070.
- [13] Nielsen M A and Chuang I L (2000), *Quantum Computations and Quantum Information*, Cambridge University Press, p. 191.
- [14] Petkovsek M, Wilf H and Zeilberger D, *A = B*, [www.cis.upenn.edu/~wilf/AeqB.html](http://www.cis.upenn.edu/~wilf/AeqB.html).
- [15] Rosen K H (2000), *Handbook of Discrete and Combinatorial Mathematics*, CRC Press.
- [16] Sedláč M and Plesch M (2006), *Towards optimization of quantum circuits*, quant-ph/0607123.
- [17] Shende V, Markov I L and Bullock S (2006), *Synthesis of Quantum Logic Circuits*, IEEE Trans. on Computer-Aid Design, 25, no. 6, p. 100.
- [18] Shende V, Markov I L and Bullock S (2004), *Minimal universal two-qubit controlled-NOT-based circuits*, Phys. Review A, 69, 062321.
- [19] Shor P W (1995), *Scheme for reducing decoherence in quantum computer memory*, Physical Review A, Vol. 52, pp. 2493-2496.
- [20] Testolin M J, Hill C D, Wellard C J and Hollenberg L C L (2007), *A precise CNOT gate in the presence of large fabrication induced variations of the exchange interaction strength*, e-print: quant-ph/0701165.
- [21] Toffoli T (1985), *Reversible computing*, Automata Languages and Programming, Seventh Colloquium, Lecture Notes in Computer Science, Vol. 84, de Bakker J W and van Leeuwen J, eds., Springer, pp. 632-644.
- [22] Vatan F and Williams C (2004), *Optimal quantum circuits for general two-qubit gates*, Phys. Rev. A 69, 032315.
- [23] Vidal G and Dawson C M (2004), *Universal quantum circuit for two-qubit transformations with three controlled-NOT gates*, Phys. Rev. A 69.
- [24] [http://en.wikipedia.org/wiki/Separable\\_polynomial](http://en.wikipedia.org/wiki/Separable_polynomial).
- [25] Wilf H, *generatingfunctionology*, <http://www.math.upenn.edu/wilf/gfology2.pdf>.
- [26] Wilmott and Wild (2008a), *On Deriving a basis for the vector space of bounded qudit error operators over  $\mathbb{C}^d$* , to appear.
- [27] Wilmott and Wild (2008b), *On swapping the states of a pair of qudits*, to appear.
- [28] Wilmott and Wild (2008c), *A construction of a generalised quantum SWAP gate*, to appear.
- [29] Zanardi P, Zalka C and Faoro L (2000), *Entangling power of quantum evolutions*, Phys. Review A, 62, 030301.

SCHOOL OF MATHEMATICAL SCIENCES, UNIVERSITY COLLEGE DUBLIN, DUBLIN 4, IRELAND

DEPARTMENT OF MATHEMATICS, ROYAL HOLLOWAY, UNIVERSITY OF LONDON, EGHAM, SURREY, TW20 0EX, UK