

Dipole emission and coherent transport in random media I

M. Donaire^{1*} and J.J. Sáenz^{1,2}

¹*Departamento de Física de la Materia Condensada and* ²*Instituto “Nicolás Cabrera”,
Universidad Autónoma de Madrid, E-28049 Madrid, Spain.*

This is the first of a series of Letters devoted to develop a microscopical approach to the dipole emission process and its relation to coherent transport in random media. In this Letter, we deduce general expressions for the decay rate of an excited particle embedded in a homogenous dielectric. These are meant to be extensions of the virtual and real cavity models. Our microscopical study reveals essential discrepancies with previous interpretations relative to the nature of the decay process.

PACS numbers: 42.25.Dd,05.60.Cd,42.25.Bs,42.25.Hz,03.75.Nt

It is a general issue in physics the characterization of a system by means of its coherent transport properties and the study of the decay of unstable local states. In the quite general case that the constituents of the medium couple to each other through dipole-dipole interactions, the decay of an excited particle takes place through radiative and non-radiative emission. In particular, it is known that the spontaneous emission rate, Γ , in a dielectric medium depends on the interaction of the emitter with the environment [1]. This is so because the surrounding medium determines the number of channels into which the excited particle can decay. That is, the local density of states (LDOS). It is in this sense that the net effect of the random medium is to renormalize the vacuum as seen by the emitter. On the other hand, LDOS and Γ depend, upon additional properties of the emitter, on the statistical parameters which determine the coherent transport features of the medium. That is, on the electric susceptibility $\bar{\chi}$, the refraction index and the mean free path. As a matter of fact, null transmittance and inhibition of spontaneous emission are expected to occur in photonic band gap materials [2]. The understanding of life-times in random medium is relevant in the context of fluorescence biological imaging [3] and nano-antennas [4]. On the other hand, understanding of unconventional coherent transport properties is essential in engineering metamaterials for electromagnetic and acoustic waves [5]. In this Letter we deduce general formulae for the spontaneous decay rate in a homogeneous random medium characterized by its electrical susceptibility. Longitudinal and transverse components are differentiated. It paves the way for the deduction of its relation to coherent transport parameters (second paper of this series).

The power W_ω^μ emitted in the process of spontaneous decay of a point dipole from an excited state $\Psi(\omega)$ is directly proportional to its decay rate Γ_ω^μ . The relation is given by $\Gamma_\omega^\mu = \frac{4}{\omega\hbar\epsilon_0}W_\omega^\mu$, where

$$\begin{aligned} W_\omega^\mu &= \frac{\omega\epsilon_0}{2}\Im\{\bar{\mu}\cdot\bar{E}_{exc}^*\} = \frac{\omega^3}{2c^2}\Im\{\bar{\mu}\cdot\bar{G}_\omega^*(\vec{r},\vec{r})\cdot\bar{\mu}^*\} \\ &= -\frac{\omega^3}{6c^2}|\mu|^2\Im\left\{\text{Tr}\{\bar{G}_\omega(\vec{r},\vec{r})\}\right\}. \end{aligned} \quad (1)$$

In the above equation, μ is the dipole transition amplitude, ω is the transition frequency and $\bar{G}_\omega(\vec{r},\vec{r})$ is the propagator of the field emitted by the dipole in the process back to itself. We denote 2-rank tensors with an overline. While μ and ω are intrinsic features of the emitter, \bar{G}_ω depends on the interaction between the emitter and the host scatterers of the surrounding medium. On the other hand, LDOS is proportional to $\Im\left\{\text{Tr}\{\bar{G}_\omega(\vec{r},\vec{r})\}\right\}$ and so are Γ_ω^μ and W_ω^μ [6].

Next, consider that the emitter consists of the dipole induced by a fixed exciting field $\bar{E}_{exc}(\vec{r}) = \bar{E}_0^\omega(\vec{r})$ on a scatterer of radius a and dielectric contrast $\epsilon_e(\omega)$ satisfying Kramers-Kronig relationships. Smallness implies $a \ll k_0^{-1}$, $k_0 = \omega/c$ being the bare wave number. Thus, $\bar{E}_0^\omega(\vec{r})$ is uniform within the scatterer. If the emitter is one of the host scatterers in a homogeneous and isotropic random medium, the emitted power reads

$$\begin{aligned} W_\omega^\alpha &= \frac{\omega\epsilon_0}{2}\Im\left\{\int d^3r'd^3r''\chi_e^\omega\Theta(|\vec{r}-\vec{r}''|-a)\bar{G}(\vec{r}',\vec{r}'')\right. \\ &\quad \left.\cdot[\bar{G}^{(0)}]^{-1}(\vec{r}'',\vec{r})\cdot\bar{E}_0^\omega(\vec{r})\cdot\bar{E}_0^{*\omega}(\vec{r})\right\}, \end{aligned} \quad (2)$$

where $\chi_e^\omega = (\epsilon_r(\omega) - 1)$ –not to be confused with the susceptibility of the random medium– and

$$\bar{G}(\vec{u}) = \bar{G}^{(0)}(\vec{u}') \sum_{m=0}^{\infty} \left[-k_0^2 \chi_e^\omega \int \Theta(v-a) \bar{G}_\omega(v) d^3v \right]^m \quad (3)$$

$\bar{G}^{(0)}(\vec{r})$ being the tensor propagator of the electric field in free space. In spatial space representation, it consists of a Coulombian field propagator $\bar{G}_{Co}^{(0)}(r) = \left[\frac{1}{k_0^2} \bar{\nabla} \otimes \bar{\nabla} \right] \left(\frac{-1}{4\pi r} \right)$ plus a radiation field propagator, $\bar{G}_{rad}^{(0)}(r) = \frac{e^{i\omega r}}{-4\pi r} \mathbb{I} + \left[\frac{1}{k_0^2} \bar{\nabla} \otimes \bar{\nabla} \right] \frac{e^{i\omega r} - 1}{-4\pi r}$. In Eq.(2), $\bar{G}_\omega(\vec{r}',\vec{r}'')$ is the propagator of the field emitted at a point \vec{r}'' inside the particle back to another point \vec{r}' also within the particle. Notice that, because the emitter is polarizable in this case, the wave comes back and forth infinite times with propagator \bar{G}_ω . Hence, series Eq.(3). In the above equation, for $a \ll k_0^{-1}$, the electric field is nearly uniform and we can approximate $\int \Theta(r-a) \bar{G}_\omega(r) \simeq \frac{4\pi}{3} a^3 \bar{G}_\omega(0)$. This expression is formally correct. However, the perturbative expansion of

$\bar{G}_\omega(0)$ contains a singularity hidden in the electrostatic part of $G^{(0)}$ (see below). This is needed of regularization, $\text{Lim}\{\int d^3r \Theta(r-a)\bar{G}^{(0)}(r)\} = \frac{1}{3k_0^2}\mathbb{I}$ as $a \rightarrow 0$. One way to avoid carrying this limit in further calculations consists of 'dressing up' the single particle susceptibility with all the 'in-vacuum' electrostatic corrections at once. That is, by defining $\tilde{\chi}_e^\omega \equiv \frac{3}{\epsilon_e+2}\chi_e^\omega$ and the electrostatic polarizability $\alpha_0 \equiv 4\pi a^3 \frac{\epsilon_e-1}{\epsilon_e+2}$. On the other hand, the part free of singularities can be written as

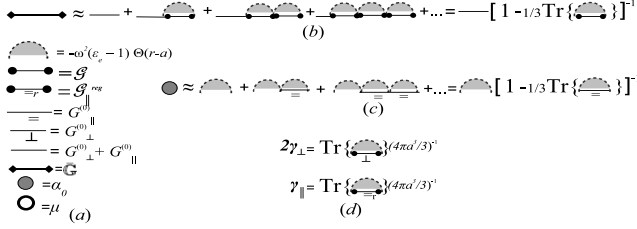


FIG. 1: (a) Feynman's rules. (b) Diagrammatic representation of Eq.(3). (c) Diagrammatic representation of the dressing up of χ_e^ω leading to α_0 . Approximation symbols denote that the field within the emitter is taken uniform. (d) Diagrammatic representation of Eq.(4).

$$\begin{aligned} \bar{G}_\omega^{reg}(0) &= \frac{1}{3} \left[\int \frac{d^3k}{(2\pi)^3} 2\mathcal{G}_\perp(k) + \int \frac{d^3k}{(2\pi)^3} \mathcal{G}_\parallel^{reg}(k) \right] \mathbb{I} \\ &\equiv \frac{1}{3} [2\gamma_\perp + \gamma_\parallel] \mathbb{I}, \end{aligned} \quad (4)$$

where $\mathcal{G}_\parallel^{reg}(k)$ is singularity-free and we have defined the polarization factors $\gamma_{\perp,\parallel}$ in the last row. In Eq.(4), the scripts \parallel and \perp denote, in Fourier space, the tensor components along and transverse to the propagation direction respectively. Note that longitudinal and transverse modes couple to each other in the series Eq.(3) as scattering takes place off the dipole surface. With the above definitions we can rewrite Eq.(2) in terms of electrostatically renormalized operators,

$$\begin{aligned} W_\omega^\alpha &= \frac{\omega\epsilon_0}{2} \Im \left\{ \int d^3r' d^3r'' \tilde{\chi}_e^\omega \Theta(|\vec{r}' - \vec{r}''| - a) \bar{G}(\vec{r}', \vec{r}'') \right. \\ &\quad \cdot \left. [\bar{G}^{(0)}]^{-1}(\vec{r}'', \vec{r}') \cdot \vec{E}_0^\omega(\vec{r}') \cdot \vec{E}_0^{\omega*}(\vec{r}') \right\}, \end{aligned} \quad (5)$$

where

$$\bar{G}(\vec{r}', \vec{r}'') \equiv \bar{G}^{(0)}(\vec{r}', \vec{r}'') \sum_{m=0}^{\infty} (-k_0^2 \alpha_0)^m 3^{-m} (2\gamma_\perp + \gamma_\parallel)^m.$$

The power emitted/absorbed by the induced dipole according to Eq.(5) is

$$W_\omega^\alpha = \frac{\omega\epsilon_0}{2} \Im \left\{ \frac{\alpha_0}{1 + \frac{1}{3}k_0^2 \alpha_0 [2\gamma_\perp + \gamma_\parallel]} \right\} |E_0^\omega|^2 \quad (6)$$

$$= \frac{-\omega\epsilon_0}{2} \left\{ \frac{|\alpha_0|^2}{|1 + \frac{1}{3}k_0^2 \alpha_0 [2\gamma_\perp + \gamma_\parallel]|^2} \Im \{2\gamma_\perp + \gamma_\parallel\} \right. \quad (7)$$

$$\left. - \frac{\Im\{\alpha_0\}}{|1 + \frac{1}{3}k_0^2 \alpha_0 [2\gamma_\perp + \gamma_\parallel]|^2} \right\} |E_0^\omega|^2. \quad (8)$$

The term in Eq.(8) corresponds to the power absorbed within the emitter. The term in Eq.(7) corresponds to the power radiated into the medium. The latter contains contributions of both coherent and incoherent radiation together with power absorbed by the host scatterers.

Finally, consider the spontaneous emission of a point dipole like that in the first case, but now polarizable with dielectric constant ϵ_e . The spontaneous field emitted in the decay process gives rise also to an induced dipole moment in the particle which modifies its decay rate. The situation is analogous to that of a fluorescent particle placed on top of a host scatterer. It is plain from the perturbative development in Fig.2 that the emitted power can be written as

$$\begin{aligned} W_\omega^{\alpha,\mu} &= \frac{\omega\epsilon_0}{2} \frac{|\mu|^2}{\epsilon_0} \Im \left\{ \alpha_0^{-2} \left[\frac{\alpha_0}{1 + \frac{1}{3}k_0^2 \alpha_0 [2\gamma_\perp + \gamma_\parallel]} - \alpha_0 \right] \right\} \\ &= \frac{-\omega^3}{6c^2} \frac{|\mu|^2}{|1 + \frac{1}{3}k_0^2 \alpha_0 [2\gamma_\perp + \gamma_\parallel]|^2} \left[\Im \{2\gamma_\perp + \gamma_\parallel\} \right. \quad (9) \\ &\quad \left. - \frac{k_0^2}{3} \Im \{\alpha_0\} |2\gamma_\perp + \gamma_\parallel|^2 \right], \end{aligned} \quad (10)$$

where we recognize again the power absorbed within the induced dipole in the last term and the power radiated into the surrounding medium in the remaining. Eq.(1) can be solved in terms of $\gamma_{\perp,\parallel}$ by setting $\alpha_0 = 0$ in Eqs.(9,10),

$$W_\omega^\mu = -\frac{\omega^3}{6c^2} |\mu|^2 \Im \{2\gamma_\perp + \gamma_\parallel\}. \quad (11)$$

Emission in vacuum is obtained by setting $\bar{G}_\omega(r) =$

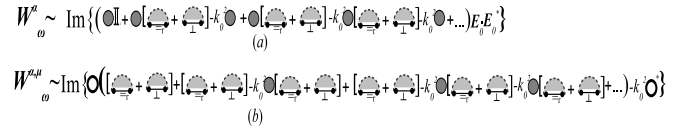


FIG. 2: (a) Diagrammatic representation of Eq.(2). (b) Diagrammatic representation of Eqs.(9,10).

$\bar{G}^{(0)}(r)$ in all the equations above. In such a case, we find $W_\omega^{\mu(0)} = \frac{\omega^4}{12\pi c^3} |\mu|^2$ for an excited non-polarizable dipole and

$$W_\omega^{\alpha(0)} = \frac{\omega\epsilon_0}{2} |E_0^\omega|^2 \Im \{\alpha\} = \frac{\omega\epsilon_0}{2} |E_0^\omega|^2 \left[\frac{k_0^3}{6\pi} |\alpha|^2 + \frac{\Im\{\alpha\}}{|1 - \frac{ik_0^3}{6\pi} \alpha|^2} \right]$$

for a polarizable dipole induced by an exciting fixed field of frequency ω . In the last expression, $\alpha = \frac{\alpha_0}{1 - \frac{ik_0^3}{6\pi} \alpha_0}$. For an excited and polarizable dipole in vacuum, we get

$$W_\omega^{\alpha,\mu(0)} = \frac{\omega^4}{12\pi c^3} |\mu|^2 \frac{1 + \frac{k_0^3}{6\pi} \Im\{\alpha_0\}}{|1 - \frac{ik_0^3}{6\pi} \alpha_0|^2}. \quad (12)$$

For a complete description of W , Γ and LDOS we are just left with the computation of $\bar{G}_\omega(\vec{r}, \vec{r})$ and its

trace components, $2\gamma_{\perp}$ and γ_{\parallel} . $\bar{\mathcal{G}}_{\omega}(\vec{r}, \vec{r})$ is the propagator of the field throughout the bulk from the emitter back to itself. It includes multiple-scattering processes which are, in general, correlated in space. In particular, if the emitter does not perturb the statistical isotropy of the host medium, it occupies the center of a spherical cavity of certain radius R . Also, if the emitter is finite-sized and polarizable, $\bar{\mathcal{G}}_{\omega}(\vec{r}, \vec{r})$ includes recurrent scattering events with the emitter as scatterer. On top of that, the infinite series in Eq.(3) amount to multiple self-polarization processes. In this case, the cavity is intended as virtual as it interacts with the traveling wave. It is real otherwise as the emitter acts neither as scatterer nor polarizer within the cavity. It is convenient to formulate additional Feynman's rules to describe the cavity and the self-polarization cycles. Those are given in Fig.3. A self-polarization cycle carries a factor $[2\gamma_{\perp} + \gamma_{\parallel}]^{\frac{1}{3}} \mathbb{I} = \int d^3r \bar{\mathcal{G}}_{\omega}^{reg}(r) \delta^{(3)}(\vec{r})$ in the perturbative expansions for W in place of $(\frac{4\pi a^3}{3})^{-1} \int d^3r \bar{\mathcal{G}}_{\omega}^{reg}(r) \Theta(r-a)$ –see Fig.4(c_{1,2}). The cavity gives rise to a negative correlation function $h_C = -\Theta(r-R)$.

In addition, we have to describe the field propagation throughout the bulk. Special attention is to be paid to the interaction between longitudinal and transverse modes. For simplicity let us assume the host medium is infinite. Therefore, no coupling to surface modes needs to be considered. A bulk propagator \bar{G}^{ω} and dielectric and susceptibility tensors, $\bar{\epsilon}^{\omega}$ and $\bar{\chi}^{\omega}$ can be unambiguously defined. \bar{G}^{ω} is the dyadic Green's function of the macroscopic Maxwell equations for the time-mode ω in the bulk. We drop the script ω hereafter in all quantities. $\bar{\chi}$ carries correlation effects and is thus made of one-particle-irreducible (1PI) multiple-scattering events. In Fourier space, translation invariance and isotropy allow us to split Dyson equation for $\bar{G}(k)$ in two uncoupled and mutually orthogonal scalar algebraic equations,

$$G_{\perp}(k) = G_{\perp}^{(0)}(k) - k_0^2 G_{\perp}^{(0)}(k) \chi_{\perp}(k) G_{\perp}(k), \quad (13)$$

$$G_{\parallel}(k) = G_{\parallel}^{(0)}(k) - k_0^2 G_{\parallel}^{(0)}(k) \chi_{\parallel}(k) G_{\parallel}(k), \quad (14)$$

where

$$\bar{G}_{\perp}^{(0)}(k) = \frac{\Delta(\hat{k})}{k_0^2 - k^2}, \quad \bar{G}_{\parallel}^{(0)}(k) = \frac{\hat{k} \otimes \hat{k}}{k_0^2}, \quad (15)$$

\hat{k} being a unitary vector along the propagation direction and $\Delta(\hat{k}) \equiv I - \hat{k} \otimes \hat{k}$ being the projective tensor orthogonal to \hat{k} . The longitudinal component is the propagator of the electrostatic field. Likewise, the transverse component is the propagator of the radiation field. As a matter of fact, $\bar{\mathcal{G}}^{reg} = \bar{\mathcal{G}} - \bar{G}_{\parallel}^{(0)}$. In view of Eqs.(13,14), longitudinal and transverse coherent photons do not couple to each other as travelling throughout a random medium as it is the case of photons in free space. Eqs.(13,14) can be solved independently yielding the renormalized propagator functions for the coherent –macroscopic– electric

field,

$$\bar{G}_{\perp}(k) = \frac{\Delta(\hat{k})}{k_0^2 \epsilon_{\perp}(k) - k^2}, \quad \bar{G}_{\parallel}(k) = \frac{\hat{k} \otimes \hat{k}}{k_0^2 \epsilon_{\parallel}(k)}. \quad (16)$$

However, a more detailed examen shows that longitudinal and transverse bare photons –i.e., normal modes of $\bar{G}^{(0)}$ – do couple necessarily when they propagate in a random medium and experience multiple scattering processes. In Eqs.(13,14), longitudinal and transverse bare photons enter both $\chi_{\perp}(k)$ and $\chi_{\parallel}(k)$ by means of the spatial correlations among scatterers. In particular, coupling between longitudinal and transverse modes shows up at the emitter cavity. We define the cavity factors

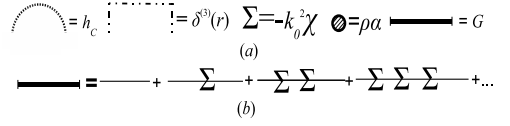


FIG. 3: (a) Feynman's rules. (b) Diagrammatic representation of the bulk propagator \bar{G} .

$$\begin{aligned} C_{\perp}(k) &= \frac{1}{2} \int d^3r e^{i\vec{k}\cdot\vec{r}} h_C(r) \text{Tr}\{\bar{G}^{(0)}(r)[\bar{I} - \hat{k} \otimes \hat{k}]\} \\ &= \frac{1}{2} \int \frac{d^3k'}{(2\pi)^3} h_C(|\vec{k}' - \vec{k}|) \left[G_{\perp}^{(0)}(k') \right. \\ &\quad \left. + G_{\perp}^{(0)}(k') \cos^2 \theta + G_{\parallel}^{(0)}(k') \sin^2 \theta \right], \quad (17) \end{aligned}$$

$$\begin{aligned} C_{\parallel}(k) &= \int d^3r e^{i\vec{k}\cdot\vec{r}} h_C(r) \text{Tr}\{\bar{G}^{(0)}(r)[\hat{k} \otimes \hat{k}]\} \\ &= \int \frac{d^3k'}{(2\pi)^3} h_C(|\vec{k}' - \vec{k}|) \\ &\quad \times \left[G_{\parallel}^{(0)}(k') \cos^2 \theta + G_{\perp}^{(0)}(k') \sin^2 \theta \right], \quad (18) \end{aligned}$$

where $\cos \theta \equiv \hat{k} \cdot \hat{k}'$.

Consider first the emitter as either an induced dipole equivalent in all to the rest of host scatterers or as a fluorescent particle on top of a host scatterer. Therefore, it correlates to the surrounding as any host particle would do. In particular, the virtual cavity corresponds to the usual exclusion volume surrounding any scatterer. In each self-polarization cycle, the emitted/polarizing field experiences in the bulk multiple-scattering processes which are correlated to the emitter/receiver. A typical process of these is depicted in Fig.4(b). There, only 2-point correlation functions, $h(r)$, are used for simplicity. Note that, because the emitter and the receiver coincide, the correlations of any intermediate scattering process to one or the other extreme of the diagram are equivalent. This allows to attribute all the correlations to the emitter on the left, which amounts to the factor $\chi/\rho\alpha$ –Figs.4(c_{1,2}). Therefore, we have

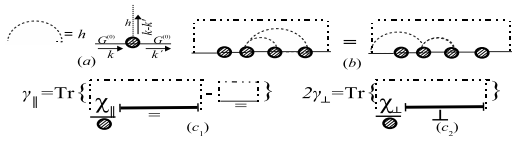


FIG. 4: (a) 2-point correlation function $h(r)$ and associated interaction vertex. (b) Diagrammatic representation of the equivalence between multiple-scattering processes amounting to \bar{G} . (c_{1,2}) Alternative representation to Fig.1(d).

$$2\gamma_{\perp} = \int \frac{d^3k}{(2\pi)^3} \frac{2}{\rho\alpha} \frac{\chi_{\perp}(k)}{k_0^2[1 + \chi_{\perp}(k)] - k^2}, \quad (19)$$

$$\gamma_{\parallel} = \int \frac{d^3k}{(2\pi)^3} \left[\frac{1}{\rho\alpha} \frac{\chi_{\parallel}(k)}{k_0^2[1 + \chi_{\parallel}(k)]} - \frac{1}{k_0^2} \right]. \quad (20)$$

The factor 2 in front of γ_{\perp} stands for the two transverse polarizations while there is only one longitudinal. This concludes the computation of the decay rate for the case of an excited dipole on top of a host scatterer as a function of the susceptibility tensor $\bar{\chi}$ of the host medium and the emitter polarizability α_0 . We can split up the power emitted and the associated decay rates into longitudinal and transverse components, $2\Gamma_{\perp}$ and Γ_{\parallel} , as it derives from Eq.(9). It is plain by substitution of $\bar{\chi}(k) \approx \rho\alpha - (\rho\alpha)^2 k_0^2 \bar{C}$ in Eqs.(13,14) that, for any $h_C(r) \neq \text{const}$, longitudinal and transverse photons do couple at the cavity surface. This is at the root of the contribution of longitudinal modes to the total decay rate, even in absence of absorption (compare with [7]). In particular, for $R \ll k_0^{-1}$, the only contribution to Eqs.(17,18) comes from longitudinal photons –i.e. electrostatics, yielding $C_{\parallel,\perp}(k) = \frac{-1}{3k_0^2}$. This is recognized as the Lorentz-Lorenz (LL) cavity factor. On the other hand, the LL formula for the decay rate goes as $\Gamma_{LL} \sim \left(\frac{\epsilon \pm 2}{3}\right)^2 \sqrt{\epsilon}$ [9]. At leading order in $\alpha\rho$, it can be shown [10] that each local field factor $\frac{\epsilon \pm 2}{3}$ comes from the common contribution of $2\Gamma_{\perp}$ and Γ_{\parallel} to the total decay rate.

Next, let us consider the case in which the emitter is a point non-polarizable excited particle. The empty cavity breaks manifestly translation invariance. Therefore, it is not strictly possible to define a bulk propagator as that appearing in Eqs.(19,20). The reason being that, in any multiple scattering process, beside the translation-invariant correlation functions joining host scatterers, each scatterer i is correlated to the emitter through the 2-point correlation function $g_C(r_i) \equiv 1 + h_C(r_i)$. A first approximation to go around this problem can be made if $R \gg \xi$, ξ being the typical correlation length between host scatterers. In such a case we can consider that, for any 1PI diagram in $\bar{\chi}(\vec{r}_1, \vec{r}_2)$, the emitter gets correlated to any of the host scatterers therein by simple convolution of $\bar{\chi}(\vec{r}_1, \vec{r}_2)$ with $g_C(r_1)$. This yields the series expansion depicted in Fig.5(b) in which wave propagation

still depends almost continuously on the emitter location. A further approximation consists of considering that the empty cavity do not affect the wave propagation but in its entrance and departure from the host medium. That is, the emitter sees a continuum beyond $r \sim R$. This approximation is closer to the Onsager–Böttcher (OB) [11] approach as reformulated in [12]. If G is the bulk propagator as defined in absence of cavity, the γ functions in Eq.(11) take the form –see Fig.5(c),

$$2\gamma_{\perp} \simeq -i\frac{k_0}{2\pi} - 2k_0^2 \int \frac{d^3k}{(2\pi)^3} [C_{\perp} + G_{\perp}^{(0)}] \chi_{\perp} G_{\perp}^{(0)}(k) + 2k_0^4 \int \frac{d^3k}{(2\pi)^3} [C_{\perp} + G_{\perp}^{(0)}]^2 G_{\perp} \chi_{\perp}^2(k), \quad (21)$$

$$\gamma_{\parallel} \simeq -k_0^2 \int \frac{d^3k}{(2\pi)^3} [C_{\parallel} + G_{\parallel}^{(0)}] \chi_{\parallel} G_{\parallel}^{(0)}(k) + k_0^4 \int \frac{d^3k}{(2\pi)^3} [C_{\parallel} + G_{\parallel}^{(0)}]^2 G_{\parallel} \chi_{\parallel}^2(k), \quad (22)$$

where an analogous equivalence to that illustrated in

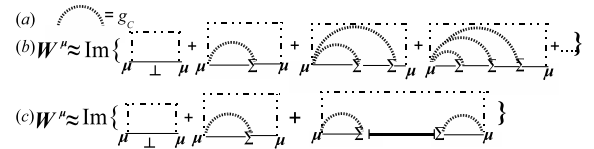


FIG. 5: (a) 2-point correlation function $g_c(r)$. (b) First approximation of W^{μ} . (c) Diagrammatic representation of the approximate formulas in Eqs.(21,22).

Fig.4(b) has been used. This concludes our calculation.

In summary, we have deduced general expressions for the spontaneous power emission (equivalently, decay rate) of an excited emitter in function of the electrical susceptibility of the surrounding medium. For the case of a polarizable particle equivalent to the rest of host scatterers, the expression is that in Eqs.(9,10) together with Eqs.(19,20). Its diagrammatic representation is that in Fig.2(b) –up to constant prefactors. It constitutes an extension of the virtual cavity model. For the case of a non-polarizable emitter within a spherical cavity, the approximate expression is that in Eq.(11) together with Eqs.(21,22). Its diagrammatic representation is that in Fig.5(c). It constitutes an extension of the real cavity model.

* Electronic address: manuel.donaire@uam.es

- [1] E.M. Purcell, Phys. Rev. **69**, 681 (1946).
- [2] E. Yablonovitch, Phys. Rev. Lett. **58**, 2059 (1987); S. John, Phys. Rev. Lett. **58**, 2486 (1987); S. John and T. Quang, Phys. Rev. A **50**, 1764 (1994).
- [3] K. Suhling, P.M. W. French and D. Phillips, Photochem. Photobiol. Sci. **4**, 13 (2005).

- [4] V.V. Protasenko, A.C. Gallagher, *Nano. Lett.* **4**, 1329 (2004); J.N. Farahani, D.W. Pohl, H.J. Eisler and B. Hecht, *Phys. Rev. Lett.* **95**, 017402 (2005); R. Carminati, J.J. Greffet, C. Henkel and J.M. Vigoureux, *Opt. Com.* **261** (368).
- [5] Z. Liu *et al.* *Science* **289**, 1734 (2000); D.R. Smith, J.B. Pendry and M.C.K. Wiltshire, *Science* **305**, 788 (2004).
- [6] J.M. Wylie and J.E. Sipe, *Phys. Rev. A* **30**, 1185 (1984).
- [7] S.M. Barnett, B. Huttner, R. Loudon and R. Matloob, *J. Phys. B* **29**, 3763 (1996); C.A. Guérin, B. Gralak and A. Tip, *Phys. Rev. E* **75**, 056601 (2007).
- [8] H.A. Lorentz, *Wiedem. Ann.* **9**, 641 (1880); L. Lorenz, *Wiedem. Ann.* **11**, 70 (1881).
- [9] F. Hynne and R.K. Bullough, *Phil. Trans. R. Soc. Lond. A* **321**, 305 (1987); S.M. Barnett, B. Huttner and R. Loudon, *Phys. Rev. Lett.* **68**, 3698 (1992); P. de Vries and A. Lagendijk, *Phys. Rev. Lett.* **81**, 1381 (1998).
- [10] M. Donaire, To be published.
- [11] L. Onsager, *J. Am. Chem. Soc.* **58**, 1486 (1936).
- [12] F. Hynne and R.K. Bullough *J. Phys. A* **5**, 1272 (1972).