

Thermodynamical properties of QED in 1+1 dimensions within light front dynamics

Stefan STRAUSS^{*†}

University of Rostock, Germany

E-mail: stefan.strauss@uni-rostock.de

Michael Beyer

University of Rostock, Germany

E-mail: michael.beyer@uni-rostock.de

We investigate thermodynamical properties of quantum electrodynamics in 1 + 1 dimensions (QED₁₊₁). Discrete light cone quantization is used to compute the partition function of the canonical ensemble and the thermodynamical potential. The potential is evaluated for different system sizes and coupling strengths. We perform the continuum limit and the thermodynamical limit and present basic thermodynamical quantities as a function of temperature for the interacting system. A more accurate estimation of low lying bound state masses at non-perturbative coupling strength are determined due to the higher harmonic resolution. The results are compared to the idealized cases.

LIGHT CONE 2008 Relativistic Nuclear and Particle Physics

July 7-11, 2008

Mulhouse, France

^{*}Speaker.

[†]We thank the conference organizers of Light Cone 2008 for the opportunity to present our work and the inspiring atmosphere during the meeting.

1. Introduction

Recently thermal field theory in the light front (LF) frame introduced by Dirac [1] has gained quite some attention. The most important application in this framework is the phase diagram of strongly coupled systems like, e.g., the quark gluon plasma. Today's perception of the QCD phase diagram is due to lattice QCD computations. However, these calculations are limited to the region $T \leq \mu$ (T temperature, μ quark chemical potential) due to the complex action at large chemical potential. In turn, this results in the well known sign problem of the Monte-Carlo simulation method. The generic Monte-Carlo sign problem is at least as hard to compute as problems in the complexity class NP (class of non-deterministic polynomial problems) and every problem in NP is reducible to the sign problem in polynomial time (i.e. the generic Monte-Carlo sign problem is NP-hard) [2] and therefore we argue that it is worth looking for alternative ways to determine the QCD phase diagram.

In the following we investigate LF quantization to compute thermodynamical quantities. The first attempt to use results of light front quantization, i.e. the invariant mass spectrum and the wave functions of the theory, for applications in thermodynamics has been given in [3]. However, the conclusions of Ref. [3] are rather confusing since a second order phase transition in one-dimensional QED has been conjectured. The limiting cases of non-interacting fermions on one hand and the free boson gas on the other have not been considered. Certain classes of supersymmetric models [4] and four-dimensional pure gluonic QCD [5] have been investigated and thermodynamical properties computed. Analytical calculations in LF thermal field theory have been performed for different models. These perturbative computations have been done using a statistical operator familiar from the more traditional instant form approach. It was possible to reproduce known results like thermal masses in scalar field theory and properties of the Nambu-Jona-Lasino model [6, 7]. A notation of the general light cone (GLC) frame, which compromises between instant and front form coordinates, was introduced [8] and in the following it was pointed out that the canonical quantization in the GLC frame [9] is essentially analogous to ordinary light cone quantization. However, the advantages of light cone quantized thermal field theory stemming from technical simplifications in perturbative computations like the simple pole structure of the propagator have been hardly exploited, see e.g. [10].

A non-perturbative approach to light cone quantized field theories is given by discrete light cone quantization (DLCQ) [11]. Discrete light cone quantization is a finite box quantization of Hamiltonian field theory supplemented by boundary conditions for the fields and cuts the Fock space into finite-dimensional sectors of equal resolution $K = \frac{L}{2\pi}P^+$, where L is the box length. Mass spectra and LF wave functions of low lying states which are independent of the box length have been numerically computed for one-dimensional or dimensionally reduced systems via DLCQ. Higher dimensional systems are usually treated by the transverse lattice approach which replaces two spatial dimensions by a lattice and the remaining two by DLCQ. The problem of renormalization in Hamiltonian field theory and therefore the construction of effective light cone Hamiltonians remains to be solved and hampers application of light cone quantization to non-perturbative quantum field theory in 3+1 dimensions.

In this proceeding we carefully reconsider questions in QED_{1+1} as raised in [3]. However, we arrive at mostly different conclusions concerning the conjectured phase transition. Some of our

results have been recently given in Ref. [12].

2. Light Front Thermodynamics

Starting from considerations in Ref. [13] the statistical operator on the light front can be written in the following form

$$\rho = \frac{1}{\mathcal{Z}} \exp \left\{ \frac{\beta}{2} (P^+ + P^-) \right\}, \quad (2.1)$$

apparently different from the 'naive' light cone version $\rho_{LC} \sim \exp(\beta P^-)$ that resembles the non-relativistic form. The partition function is given by $\mathcal{Z} = \text{Tr} \rho$ which is the central quantity when one wants to compute thermodynamical and statistical properties. When evaluating the partition function in DLCQ one introduces the harmonic resolution K and the light cone Hamiltonian H through

$$P^+ = \frac{2\pi}{L} K, \quad P^- = \frac{L}{2\pi} H = \frac{L}{2\pi} \frac{M^2}{K}. \quad (2.2)$$

Here K is dimensionless, diagonal in the DLCQ basis and used as a measure of the discrete approximation. The light cone Hamiltonian has dimension mass squared and is the dynamical part in (2.1) since it is a non-diagonal matrix of increasing size in K . Inserting (2.2) the partition function reads

$$\mathcal{Z}(T, L) = \text{Tr} \exp \left\{ \frac{\beta}{2} \left(\frac{2\pi}{L} K * \hat{I} + \frac{L}{2\pi} M_0^2 \frac{\hat{M}_K^2}{K} \right) \right\}, \quad (2.3)$$

where 'Tr' means summing over all resolutions K and all corresponding (decoupled) Fock space sectors, and \hat{I} is the identity matrix. The mass matrix \hat{M}_K of course is different for different K -sectors. Note that the volume appears explicitly in (2.3) in contrast to the suggestion for \mathcal{Z} in [3]. This is due to the consistent approach based on eq. (2.1). M_0 is the mass of the lightest state in the continuum limit, that means we normalize the smallest eigenvalue of \hat{M}_K to one for $K \rightarrow \infty$. In a numerical computation we fix the volume (in units of the continuum estimate of the lowest mass) at the beginning and extrapolate for K to infinity. This calculation has to be performed for several values of L to safely determine the expected linear dependence

$$\Omega = -T \ln \mathcal{Z} = \alpha L + \beta, \quad (2.4)$$

where Ω is the thermodynamical potential. We emphasize that one has to pick a strict order of limits in L and K , first take $K \rightarrow \infty$ followed by $L \rightarrow \infty$. Computing (2.3) in practice means exponentiating large matrices and summing the diagonal elements. For small resolutions K this is most conveniently done by first computing the eigenvalues and then the matrix exponential. At larger resolutions we employ a random vector routine [14] to compute the trace of the matrix exponential, which has been approximated by Trotter decomposition.

As a test case and to fix the range of external parameters T, L where reliable numerical results can be extracted we investigate the free Fermi gas. The light cone expression of the thermodynamical potential (density) of the free quantum gases is given as (upper sign fermion (f), lower sign boson (b))

$$\omega_{f/b} = \mp T \int_0^\infty \frac{dp^+}{2\pi} \ln \left(1 \pm \exp \left\{ -\beta \left(\frac{p^+}{2} + \frac{m^2}{2p^+} \right) \right\} \right). \quad (2.5)$$

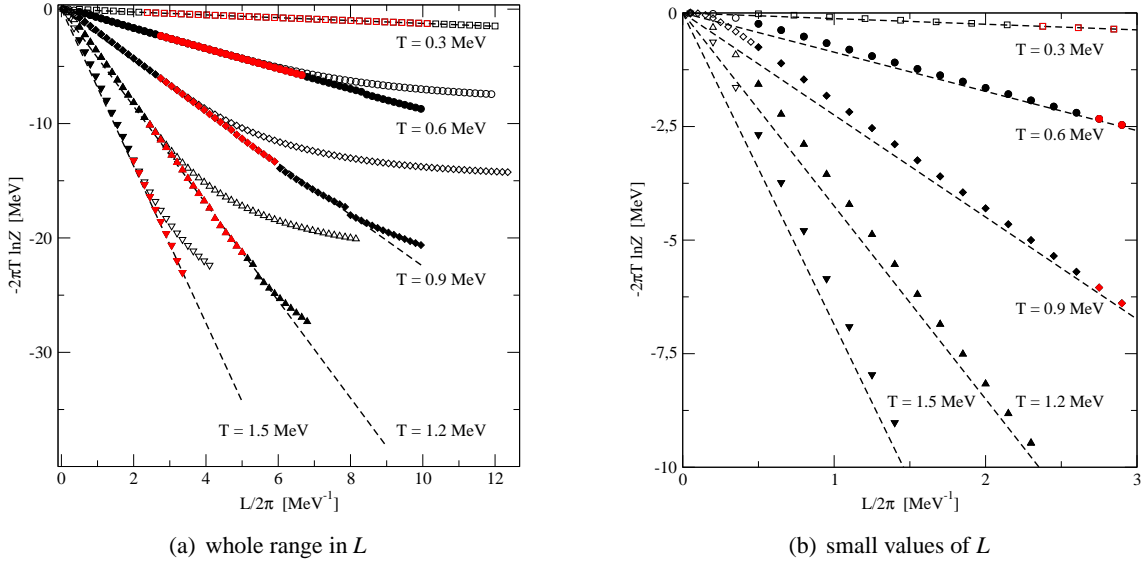


Figure 1: The thermodynamical potential density $-2\pi T \ln \mathcal{Z}$ as a function of L for different temperatures. In figure (a) the whole interval in L is shown while in figure (b) L is limited to small values to present the finite size effects. Open symbols in both figures are the potential at maximal resolution $K = 110$. Closed symbols are given by an extrapolation. The slope of the linear part (values selected colored in red) is fitted to extract the invariant potential density.

Equation (2.5) is derived analogous to the instant form case, replacing the spatial volume by the light-like extension. In the large 'volume' limit the densities are equal in both relativistic forms. Figure 1(a) shows results for the free electron gas of mass $m = 0.5$ eV at resolution $K = 110$. At small system volumes clear finite size effects are visible (see figure 1(b)) and at large volumes there are derivations from the exact result (2.5) because of the finite resolution. Therefore one has to identify a scaling window where the linear behavior in (2.4) shows up. Finding such a window is easy at small temperatures, but for increasing temperatures the scaling window is pushed to regions of large volumes. For the largest temperature shown in figure 1(a) the relative error is below 1.5%, see [12] for more details.

3. QED₁₊₁ at finite Temperature on the Light Front

The light front Hamiltonian of the massive, chiral Schwinger model (QED₁₊₁) is given in [11] without the dynamical gauge field zero mode. Generically the Hamilton operator has the structure

$$H = m^2 H_0 + \frac{g^2}{\pi} V = g^2 \left(\frac{m^2}{g^2} H_0 + \frac{1}{\pi} V \right), \quad (3.1)$$

where H_0 is the free Hamiltonian, that is diagonal in free particle basis and V some complicated operator containing combinations of four creation and destruction operator of fermions and anti-fermions. The application of DLCQ to thermodynamics requires rather larger harmonic resolutions, as a byproduct one gets more accurate estimates for mass spectrum for different couplings. Still one has to extrapolate the raw data to the limit $K \rightarrow \infty$, which was done by second-order power

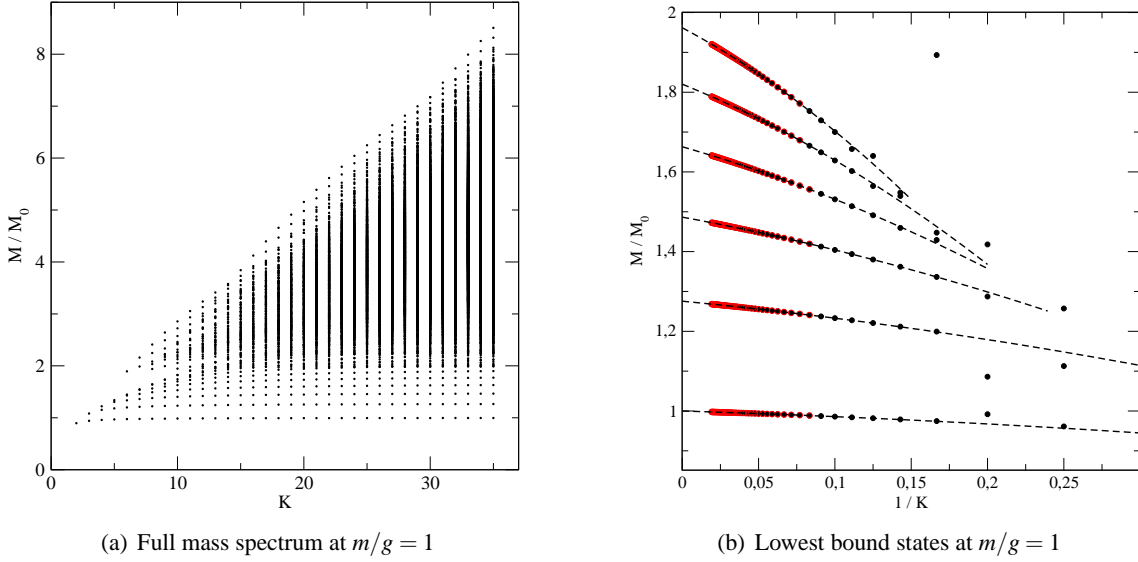


Figure 2: The invariant mass spectrum at $m/g = 1$. Part (a) shows the full mass spectrum up to $K = 35$ and in (b) the six lowest mass eigenvalues of QED_{1+1} are depicted. The dashed line is a quadratic fit to the data (values used in the fit are colored in red) and used to extract the continuum limit. M_0 is defined such that the continuum value of the lowest mass is normalized to one.

functions in $1/K$. In figure 2 the mass spectrum is plotted for $m/g = 1$, which is in the non-perturbative coupling regime. Thereby 2(a) shows the full spectrum up to $K = 35$ and the growth of DLCQ states is apparent. For $M/M_0 > 2$ the spectrum is continuous and we singled out the six lowest mass states in figure 2(b).

A comparison with masses obtained by other means like finite lattice calculations [15], variational DLCQ [16] and fast moving frame approach [17] is possible for the lowest two states and our results [12] are generally in very good agreement. Slight differences appear for $m/g \leq 2^{-3}$. The reason is that the choice of the fermionic Fock representation is presently not optimal in this case.

The thermodynamic quantities are obtained in the way outlined in the former section. Following two relations hold

$$p = -\omega = \frac{T}{L} \ln \mathcal{Z} \quad \text{and} \quad u = \frac{\partial \ln \mathcal{Z}}{\partial T} \frac{T^2}{L}. \quad (3.2)$$

In practice, we have directly computed the pressure and used a numerical derivative to determine the internal energy density u . Figure 3(a) (3(b)) show the dimensionless ratio of pressure (internal energy density) and T^2 as a function of temperature of a QED gas for four different couplings. For massive fermions we meet the chargeless condition of physical states $Q|phy\rangle = 0$ and thus computed \mathcal{Z} in the canonical ensemble. In the limit of vanishing mass we used grand canonical ensemble with $\mu = 0$ since in this case LF QED_{1+1} is a free boson theory of mass $m_b = \frac{g}{\sqrt{\pi}}$. The errors in figure 3(a) are due to the extrapolation to larger resolutions and roughly carried over from the free case computation in section 2. In figure 3(b) the fluctuations of the data points can be reduced by setting a smaller temperature grid. The external parameters T, L are both given in units of the lowest bound state mass M_0 . Unlike to the free case before we do not set a definite physical

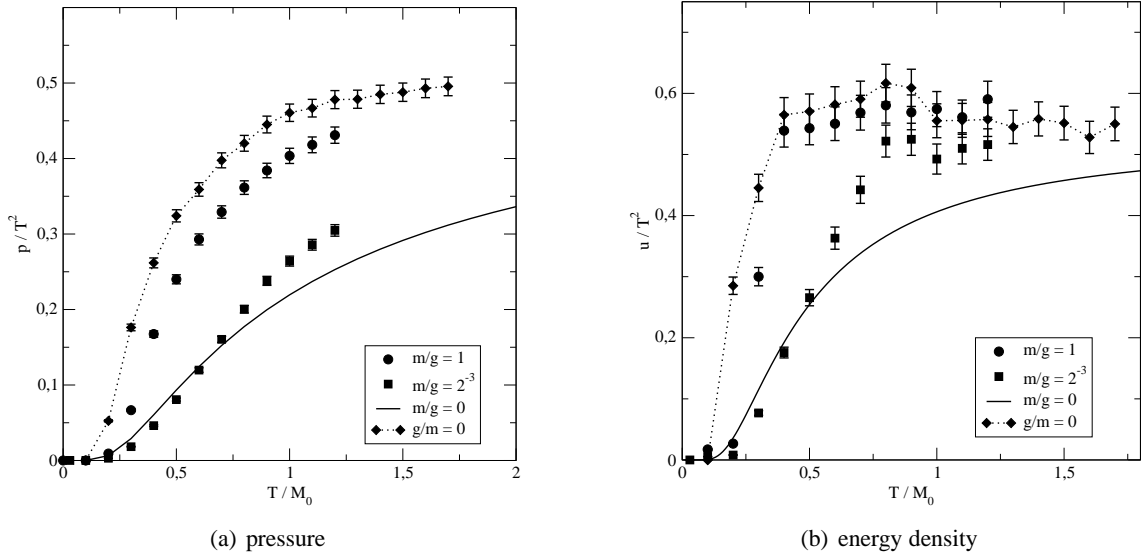


Figure 3: The thermodynamical quantities pressure (a) and internal energy density (b) divided by T^2 as functions of temperature. Four different couplings are shown: pure Bose gas (solid line), strongly interacting Fermi system $m/g = 2^{-3}$ (squares), weaker interacting Fermi system $m/g = 1$ (circles), free Fermi system $g/m = 0$ (diamonds).

scale since M_0 is not fixed in physical units. Remind that the mass of the first bound state can be large, like in QCD where the lightest bound state is the pion of mass $m_\pi = 140$ MeV made out of nearly massless quarks. To judge whether the temperature reached in the numerical computation is sufficient we compare the high-temperature values in the figures 3 with the $T \gg 0$ regime of (2.5). One finds that the pressure has not yet reached the value expected by the high-temperature limit $p/T^2 \approx \pi/6$, but the internal energy is at $T \geq M_0$ in the range of $u/T^2 \approx \pi/6$. In comparison to the results of the earlier study [3] p and u are computed at significantly higher temperatures and no sign of the conjectured phase transition is found. The figures 3 offer the interpretation that the thermodynamical quantities change smoothly under variation of the coupling.

4. Conclusion

This contribution is concerned with the application of light cone quantization to the thermodynamics of non-perturbative quantum field theory. As an example we treated QED in 1 + 1 dimensions and presented the pressure and the internal energy. Since we have computed the partition function other thermodynamical quantities like entropy and the specific heat can be obtained via derivatives of $\ln \mathcal{Z}$ and the equation of state can be given numerically. This procedure is limited by the exponential growth of basis states and the dimensionality of the Hamiltonian matrix with increasing harmonic resolution. To this end an effective (non-perturbative) renormalization program for Hamiltonians is necessary. Promising suggestions to this direction are the similarity transformation renormalization transformation [19, 20], and the density matrix renormalization group in momentum space [21]. More specifically within the massive Schwinger model an inclusion of the dynamical zero mode is desirable because the condensate connected to the zero mode may have

impact on the thermodynamics. In Ref. [22] such a light cone Hamiltonian is suggested which could be a good starting point.

A main objective of this direction of research is the extension to four-dimensional finite density QCD, avoiding the Monte-Carlo sign problem and reveal how the phase diagram of quark matter is from first principles. So far we have proven that the consistent application of the theoretical framework outlined in [13] to the non-perturbative situation is possible and leads to reasonable thermodynamic results. The numerical issues faced will surely increase, if one considers the full 3+1 case. Nevertheless, the chance of eventually arriving at results for the phase diagram of QCD alternative to the ones of the well established lattice QCD is really exciting and along the demands recently claimed by Ken Wilson [23].

References

- [1] P. A. M. Dirac, *Rev. Mod. Phys.* **21** (1949) 392.
- [2] M. Troyer and U.-J. Wiese, *Phys. Rev. Lett.* **94** (2005) 170201.
- [3] S. Elser and A. C. Kalloniatis, *Phys. Lett. B* **375** (1996) 285
- [4] J. R. Hiller, S. Pinsky, Y. Proestos, N. Salwen and U. Trittmann, *Phys. Rev. D* **76** (2007) 045008
J. R. Hiller, Y. Proestos, S. Pinsky and N. Salwen, *Phys. Rev. D* **70** (2004) 065012
- [5] S. Dalley and B. van de Sande, *Phys. Rev. Lett.* **95** (2005) 162001
- [6] V. S. Alves, A. K. Das and S. Perez, *Phys. Rev. D* **66** (2002) 125008
- [7] M. Beyer, S. Mattiello, T. Frederico and H. J. Weber, *Phys. Lett. B* **521** (2001) 33
- [8] H. A. Weldon, *Phys. Rev. D* **67** (2003) 085027
- [9] A. K. Das and S. Perez, *Phys. Rev. D* **70** (2004) 065006
- [10] H. A. Weldon, *Phys. Rev. D* **67** (2003) 128701
- [11] T. Eller, H. C. Pauli and S. J. Brodsky, *Phys. Rev. D* **35** (1987) 1493.
- [12] S. Strauss and M. Beyer, *Phys. Rev. Lett.* **101**, (2008) 100402
- [13] J. Raufeisen and S. J. Brodsky, *Phys. Rev. D* **70** (2004) 085017
- [14] T. Iitaka and T. Ebisuzaki, *Phys. Rev. E* **69** (2004) 057701.
- [15] P. Sriganesh, R. Bursill and C. J. Hamer, *Phys. Rev. D* **62** (2000) 034508,
T. Byrnes, P. Sriganesh, R. J. Bursill and C. J. Hamer, *Phys. Rev. D* **66** (2002) 013002
- [16] Y. Z. Mo and R. J. Perry, *J. Comput. Phys.* **108** (1993) 159.
- [17] H. Kroger and N. Scheu, *Phys. Lett. B* **429** (1998) 58
- [18] A. N. Kvinikhidze and B. Blankleider, *Phys. Rev. D* **69** (2004) 125005
- [19] S. D. Glazek and K. G. Wilson, *Phys. Rev. D* **48** (1993) 5863.
- [20] E. L. Gubankova and F. Wegner, *Phys. Rev. D* **58** (1998) 025012
- [21] M. A. Martin-Delgado and G. Sierra, *Phys. Rev. Lett.* **83** (1999) 1514
- [22] L. Martinovic, *Phys. Lett. B* **509** (2001) 355
- [23] K. G. Wilson, *Nucl. Phys. Proc. Suppl.* **140** (2005) 3